

Edit Distance between Unrooted Trees in Cubic Time

Bartłomiej Dudek¹ and Paweł Gawrychowski¹

¹Institute of Computer Science, University of Wrocław, Poland

Abstract

Edit distance between trees is a natural generalization of the classical edit distance between strings, in which the allowed elementary operations are contraction, uncontraction and relabeling of an edge. Demaine et al. [ACM Trans. on Algorithms, 6(1), 2009] showed how to compute the edit distance between rooted trees on n nodes in $O(n^3)$ time. However, generalizing their method to unrooted trees seems quite problematic, and the most efficient known solution remains to be the previous $O(n^3 \log n)$ time algorithm by Klein [ESA 1998]. Given the lack of progress on improving this complexity, it might appear that unrooted trees are simply more difficult than rooted trees. We show that this is, in fact, not the case, and edit distance between unrooted trees on n nodes can be computed in $O(n^3)$ time. A significantly faster solution is unlikely to exist, as Bringmann et al. [SODA 2018] proved that the complexity of computing the edit distance between rooted trees cannot be decreased to $O(n^{3-\varepsilon})$ unless some popular conjecture fails, and the lower bound easily extends to unrooted trees. We also show that for two unrooted trees of size m and n , where $m \leq n$, our algorithm can be modified to run in $O(nm^2(1 + \log \frac{n}{m}))$. This, again, matches the complexity achieved by Demaine et al. for rooted trees, who also showed that this is optimal if we restrict ourselves to the so-called decomposition algorithms.

1 Introduction

Computing the edit distance between two strings [30] is the most well-known example of dynamic programming. Thanks to the new fine-grained complexity paradigm, we know that this simple approach is essentially the best possible [1, 5], so the problem appears to be solved from the theoretical perspective. However, in many real-life applications we would like to operate on more complicated structures than strings. As a prime example, while primary structure of RNA can be seen as a string, computational biology is often interested in comparing also secondary structures. Second structure of RNA can be modeled as an ordered tree [17, 26], so we would like to generalize computing the edit distance between strings to computing the edit distance between ordered trees.

Tai [29] defined the edit distance between two ordered trees as the minimum total cost of a sequence of elementary operations that transform one tree into the other. For unrooted trees, which are the focus of this paper, the trees are edge-labeled, and we have three elementary operations: contraction, uncontraction and relabeling of an edge. We think that the trees are embedded in the plane, i.e., there is a cyclic order on the neighbors of every node that is preserved by the contraction/uncontraction. See Figure 1. The cost of an operation depends on the label(s) of the edge(s): $c_{del}(\tau)$, $c_{ins}(\tau)$, $c_{match}(\tau_1, \tau_2)$, respectively. We assume that every operation has the same cost as its reverse counterpart: $c_{del}(\tau) = c_{ins}(\tau)$, $c_{match}(\tau_1, \tau_2) = c_{match}(\tau_2, \tau_1)$, and each edge participates in at most one elementary operation.

Computing the edit distance between trees is used as a measure of similarity in multiple contexts. The most obvious, given that some biological structures resemble trees, is computational biology [26]. Others include comparing XML data [11, 12, 16], programming languages [18]. Others, less obvious, include computer vision [6, 20, 22, 25], character recognition [24], automatic grading [3], and answer extraction [31]. See also the survey by Bille [8].

Tai [29] introduced the edit distance between rooted node-labeled trees on n nodes and designed an $O(n^6)$ algorithm. Zhang and Shasha [27] improved the time complexity to $O(n^4)$ by designing a recursive formula, which reduces computing the edit distance between two trees to computing the edit distance between two smaller trees. Then, Klein [21] considered the more general problem of computing the edit distance between unrooted edge-labeled trees and further improved the complexity to $O(n^3 \log n)$ using essentially the same formula, but applying it more carefully to restrict the number of different trees that appear in the whole process. This high-level idea of using the recursive formula can be formalized using the notion of decomposition strategy algorithms as done by Dulucq and Touzet [15]. Finally, Demaine et al. [14] further improved the complexity for rooted node-labeled trees to $O(n^3)$. For trees of different sizes m and n , where $m \leq n$, their algorithm runs in $O(nm^2(1 + \log \frac{n}{m}))$ time. At a very high level, the gist of their improvement was to apply the heavy path decomposition to both trees, while in Klein’s algorithm only one tree is decomposed. This requires some care, as switching from being guided by the heavy path decomposition of the first tree to the second tree cannot be done too often.

Although Demaine et al. [14] showed that their algorithm is optimal among all decomposition strategies, it is not clear that any algorithm must be based on such a strategy. Nevertheless, there has been no progress on beating the best known $O(n^3)$ time worst-case bound for exact tree edit distance. Pawlik and Augsten [23] presented an experimental comparison of the known algorithms. Aratsu et al. [4], Akutsu et al. [2], and Ivkin [19] designed approximation algorithms. Only very recently a convincing explanation for the lack of progress on improving this worst-case complexity has been found by Bringmann et al. [10], who showed that a significant improvement on the cubic time complexity for rooted node-labeled trees is rather unlikely: an $O(n^{3-\epsilon})$ algorithm for computing the edit distance between rooted trees on n nodes implies an $O(n^{3-\epsilon})$ algorithm for APSP (assuming alphabet of size $\Theta(n)$) and an $O(n^{k(1-\epsilon)})$ algorithm for Max-Weight k -Clique (assuming alphabet of sufficiently large but constant size).

Thus, the complexity of computing the edit distance between rooted trees seems well-understood by now. However, in multiple important applications, the trees are, in fact, unrooted. For example, Sebastian et al. [25] use unrooted trees to recognize shapes (in a paper with over 700 citations). Unfortunately, while the almost 20 years old algorithm presented by Klein works for unrooted trees in $O(n^3 \log n)$ time, it is not clear how to translate Demaine et al.’s improvement to the unrooted case. In fact, even if one of the trees is a rooted full binary tree and the other is a simple caterpillar,

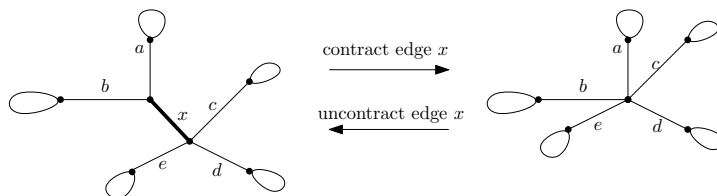


Figure 1: Contraction and uncontraction of the edge with label x costs $c_{del}(x) = c_{ins}(x)$.

their approach appears to use $O(n^4)$ time, and it is not clear how to modify it. Given the lack of further progress, it might seem that unrooted trees are simply more difficult than rooted trees.

Our contribution. We present a new algorithm for computing the edit distance between unrooted trees which runs in $O(n^3)$ time and $O(n^2)$ space. For the case of trees of possibly different sizes n and m where $m \leq n$, it runs in $O(nm^2(1 + \log \frac{n}{m}))$ time and $O(nm)$ space. This matches the complexity of Demaine et al.’s algorithm for the rooted case and improves Klein’s algorithm for the unrooted case. By a simple reduction, unrooted trees are as difficult as rooted trees, so our algorithm is optimal among all decomposition algorithms [14], and significantly faster approach is unlikely to exist unless some popular conjecture fails [10].

Our starting point is dynamic programming using the recursive formula of Zhang and Shasha, similarly as done by Klein and Demaine et al. (in Appendix A we present a self-contained description of the latter with a simpler analysis). However, instead of presenting the computation in a top-down order, we prefer to work bottom-up. This gives us more control and allows us to be more precise about the details of the implementation. In the simpler $O(n^3 \log \log n)$ version of the algorithm, we apply the heavy path decomposition to both trees. As long as the first tree is sufficiently big, we proceed similarly as Klein, that is, look at its heavy path decomposition. However, if the first tree is small (roughly speaking) we consider the heavy path decomposition of the second tree and design a new divide and conquer strategy that is applied on every heavy path separately.

To improve the complexity to $O(n^3)$, instead of a global parameter we modify the divide and conquer strategy so that the larger the first tree is the sooner it terminates and switches to another approach. A careful analysis of such modification leads to $O(nm^2(1 + \log^2 \frac{n}{m})) = O(n^3)$ running time. Finally, we shave one $\log \frac{n}{m}$ by making the divide and conquer sensitive to the sizes of the subtrees attached to the heavy path instead of its length, that is, making some nodes more important than the other, reminiscing the so-called telescoping trick [9, 13]. All the improvements applied together lead to the overall $O(nm^2(1 + \log \frac{n}{m}))$ running time, which matches the complexity of the algorithm for rooted trees by Demaine et al. [14].

Roadmap. In Section 2 we introduce the notation and the recursive formula that are then used to present Klein’s algorithm adapted for the rooted case. Next, in Section 3 we return to the unrooted case, introduce new notation and transform both input trees by adding some auxiliary edges. Then, in Section 4 we present our new $O(n^3 \log \log n)$ algorithm for the unrooted case which already improves the state-of-the-art Klein’s algorithm and is essential for understanding our main $O(n^3)$ algorithm described in Section 5. Both algorithms are described in a bottom-up fashion. In the simpler $O(n^3 \log \log n)$ version we first assume that one of the trees is a caterpillar and then generalize to arbitrary trees. In the more complicated $O(n^3)$ algorithm we start with an even more restricted case of one tree being a caterpillar and the other a rooted full binary tree. When analyzing both algorithms we only bound the total number of considered subproblems. As explained in Section 6, this can be translated into an implementation with the same running time. Finally, in Section 7, we transfer the known lower bounds to the unrooted case.

2 Preliminaries

We are given two unrooted trees T_1, T_2 with every edge labeled by an element of Σ and a cyclic order on the neighbors of every node. For every label $\alpha \in \Sigma$, we know the cost $c_{del}(\alpha) = c_{ins}(\alpha)$ of

contracting or uncontracting of an edge with label α . For every $\alpha, \beta \in \Sigma$, $c_{match}(\alpha, \beta) = c_{match}(\beta, \alpha)$ is the cost of changing the label of an edge from α to β . All costs are non-negative and each edge can participate in at most one operation. Edit distance between T_1 and T_2 is defined as the minimum total cost of a sequence of the above operations transforming T_1 to T_2 . Equivalently, it is the minimum cost of transforming both the trees to a common tree using only contracting and relabeling operations, as each operation has the same cost as its undo-counterpart. Note that for unrooted trees, edit distance is the minimum edit distance over all possible rootings of T_1 and T_2 , where a rooting is uniquely determined by choice of the root and the leftmost edge from the root.

We first assume, that both trees are of equal size $n = |T_1| = |T_2|$, but later we will also address the case when one of them is significantly larger than the other. We start with the case when both trees are rooted, which is essential for the understanding of the unrooted case. Then, every node has its children ordered left-to-right. We also assume that both (rooted) trees are binary, as we can add $O(n)$ edges with a fresh label that costs 0 to contract and ∞ to relabel.

Naming convention. We use a similar naming convention as in [14]. We call main left and right edges of a (rooted) tree respectively the leftmost and rightmost edge from the root. For a given rooted tree T with at least 2 nodes, let r_T denote the right main edge of T and R_T denote the rooted subtree of T that is under (not including) r_T . By $T - r_T$ we denote a tree obtained from T by contracting edge r_T and by $T - R_T$ a tree obtained from T by contracting edge r_T and all edges from its subtree R_T . Thus the tree T consists of R_T , the edge r_T and edges $(T - R_T)$. l_T and L_T are defined analogously and T^v denotes subtree of T rooted at v . See Figure 2(a) and (b).

We define a pruned subtree of a tree T to be the tree obtained from T by a sequence of contractions of the left or right main edge. Note that every pruned subtree is uniquely represented by the pair of its left and right main edges. It also corresponds to an interval on the Euler tour of the tree started in the root when we remove from the interval each edge that occurs once. Thus we can completely represent a pruned subtree in $O(1)$ space by storing two edges. We can preprocess all the $O(n^2)$ pruned subtrees T' of a tree T to be able to obtain trees $R_{T'}, L_{T'}, T' - l_{T'}, T' - r_{T'}$ and edges $r_{T'}, l_{T'}$ in $O(1)$ time.

Dynamic programming. Zhang and Shasha [27] introduced the following recursive formula for computing the edit distance between two rooted trees:

Lemma 2.1. *Let $\delta(F, G)$ be the edit distance between two pruned subtrees F and G of respectively T_1 and T_2 . Then:*

- $\delta(\emptyset, \emptyset) = 0$
- $\delta(F, G) = \min \begin{cases} \delta(F - r_F, G) + c_{del}(r_F) & \text{if } F \neq \emptyset \\ \delta(F, G - r_G) + c_{del}(r_G) & \text{if } G \neq \emptyset \\ \delta(R_F, R_G) + \delta(F - R_F, G - R_G) + c_{match}(r_F, r_G) & \text{if } F, G \neq \emptyset \end{cases}$

The above recurrence also holds if we contract or match the left main edge.

It contracts the right main edge in one of the two trees or matches the right main edges of the two trees. In the latter case, we get two independent subproblems (R_F, R_G) and $(F - R_F, G - R_G)$ that must be transformed to equal trees. See Figure 2(c) for an illustration of this case.

To estimate time complexity of the algorithm, we only count different pairs (F, G) for which $\delta(F, G)$ is computed. Each such value is computed at most once and stored. Note that F is always a pruned subtree of T_1 , while G is a pruned subtree of T_2 , thus there are $O(n^4)$ possible pairs (F, G) . In the worst case, all such pairs might be considered. The formula from Lemma 2.1 can be evaluated in constant time, and any previously computed value can be retrieved in constant time from a four-dimensional table.

The above algorithm always contracts or relabels the right main edge. A more deliberate choice of direction (whether to choose the left or right main edge) will lead to a different behavior of the algorithm which in turn might result in a smaller total number of considered pairs (F, G) . Such a family of algorithms is called decomposition algorithms. When analyzing the time complexity of such an algorithm, we assume that any already computed $\delta(F, G)$ can be retrieved in constant time. If our goal is to compute significantly fewer than $O(n^4)$ subproblems, we cannot afford to allocate the four-dimensional table anymore. An obvious solution is to store the already computed values in a hash table, but this requires randomization. In Section 6.2 we explain how to carefully arrange the order of the computation and store the partial results as to obtain deterministic algorithms with the same running time.

While the formula from Lemma 2.1 suggests a top-down strategy, we phrase the algorithms in a bottom-up perspective, which allows us to present the details of the computation more precisely. The aim of all the algorithms is to compute $\delta(T_1, T_2)$ knowing only $\delta(\emptyset, \cdot)$ and $\delta(\cdot, \emptyset)$, as the costs of contraction of an arbitrary pruned subtree are precomputed.

Klein’s $O(n^3 \log n)$ algorithm. Klein’s algorithm [21] uses heavy path decomposition [28] of T_1 . The root is called light and every node calls its child with the largest subtree (and the leftmost in case of ties) heavy and all other children light. An edge is heavy if it leads to the heavy child.

While applying the dynamic formula from Lemma 2.1, Klein’s algorithm uses a strategy that we call “avoiding the heavy child” in T_1 . It chooses the direction (either left or right) in such a way that the edge leading to the heavy child of the root is contracted or relabeled as late as possible. Observe that contracting the main edge not leading to the heavy child of the root of a pruned subtree T , does not change the heavy child of the root of T , as its subtree is still the largest. Note that Klein’s strategy does not depend on the considered pruned subtree of T_2 .

Even though Klein uses top-down view to describe his algorithm, we find it more convenient to implement the computations in bottom-up order. Therefore the algorithm processes heavy paths

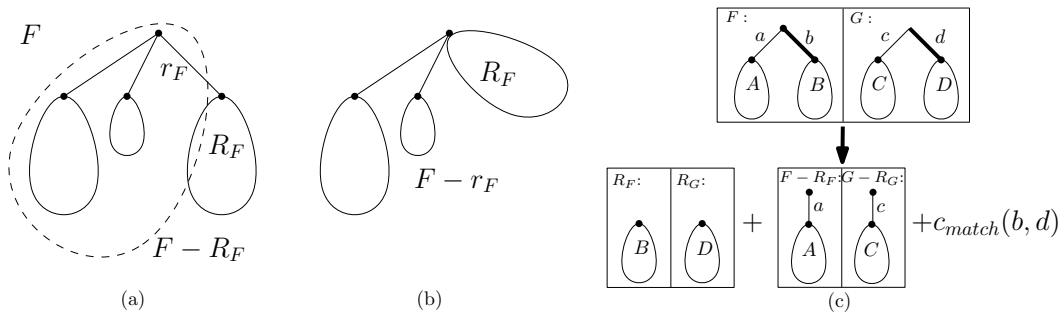


Figure 2: (a) Tree F with both r_F and R_G contracted. (b) F with its right main edge contracted. (c) When both right main edges are not contracted we obtain two independent problems.

Algorithm 1 Klein’s algorithm.

- 1: **for each** heavy path H in T_1 in the bottom-up order **do**
 - 2: let $v_1, v_2, \dots, v_{|H|} = H$
 - 3: **for** $i = |H| - 1, \dots, 0$ **do**
 \triangleright avoiding the heavy child:
 - 4: COMPUTEFROM($\delta(T_1^{v_i}, \cdot), \delta(T_1^{v_{i+1}}, \cdot)$)
-

of T_1 in the bottom-up order as shown in Algorithm 1. Consider a heavy path H with nodes $v_1, v_2, \dots, v_{|H|}$ where v_1 is the closest node to the root and $v_{|H|}$ is a leaf. By $\delta(T_1^v, \cdot)$ we denote a table of $O(n^2)$ distances between tree T_1^v and all pruned subtrees of T_2 . The algorithm considers all nodes on H also bottom-up. It starts from $\delta(T_1^{v_{|H|}}, \cdot) = \delta(\emptyset, \cdot)$, which is precomputed, and then iteratively computes $\delta(T_1^{v_i}, \cdot)$ from $\delta(T_1^{v_{i+1}}, \cdot)$ for decreasing values of i . We denote such a step by COMPUTEFROM subroutine. Note that in every step the strategy avoiding the heavy child always chooses the same direction (recall that the tree is binary) and visits altogether at most $O(n)$ pruned subtrees of T_1 . Also when actually implementing the COMPUTEFROM step we proceed bottom-up. That is, suppose we have already computed $\delta(T_1^{v_{i+1}}, \cdot)$ and that v_{i+1} is the left child of v_i . Then the strategy avoiding the heavy child says R that is chooses first the right main edge to consider. We compute $\delta(T_1^{v_i}, \cdot)$ as follows. First we consider the tree $T_1^{v_{i+1}} \cup \{\{v_i, v_{i+1}\}\}$ (we call this uncontracting the heavy edge), next $T_1^{v_{i+1}} \cup \{\{v_i, v_{i+1}\}, \{v_i, w\}\}$ if exists a light child w of v_i and then uncontract the subsequent edges of T_1^w . This guarantees that while computing $\delta(F, G)$ the subtrees $F - R_F$ and $F - L_F$ have been already processed. Pruned subtrees of T_2 are also considered in the order of increasing sizes. Clearly, as argued for Zhang and Shasha’s algorithm, the algorithm visits $O(n^2)$ pruned subtrees of T_2 , so we need to bound the number of pruned subtrees of T_1 .

Observation 2.2. Consider an arbitrary tree T . Suppose that strategy avoiding the heavy child in T says R for a pruned subtree F . Then $F - R_F$ is also obtained by a sequence of contractions of the main edge according to the strategy.

The observation implies that in order to count the relevant intervals of T_1 we can only consider the trees obtained by contraction of the main edge according to the strategy, and trees of the form L_F and R_F . Note that the only trees of the form L_F or R_F that are not obtained in this way are rooted at a light node so will be counted separately for another heavy path.

We denote $\text{apex}(F)$ to be the top node of the heavy path containing the lowest common ancestor of all endpoints of edges of F . In other words, $\text{apex}(F)$ is the lowest light ancestor of all edges of F . Now grouping all the visited pruned subtrees by their apex-es we bound their total number:

Observation 2.3. For an arbitrary tree T , there is $\sum_{v: \text{light node in } T} |T^v|$ pruned subtrees of T visited while applying strategy avoiding the heavy child of T .

Let light-depth $\text{ldepth}(u)$ of a node u be the number of light nodes that are ancestors of u (node is also an ancestor of itself). Because $\text{ldepth}(u) \leq \log(n) + 1$, we obtain:

$$\sum_{v: \text{light node in } T_1} |T_1^v| = \sum_{v: \text{node in } T_1} \text{ldepth}(v) \in O(n \log n) \quad (1)$$

Recalling that there are $O(n^2)$ relevant intervals of T_2 we conclude that Klein’s algorithm visits $O(n^3 \log n)$ subproblems. As we assume the constant time memoization, it runs in $O(n^3 \log n)$ time.

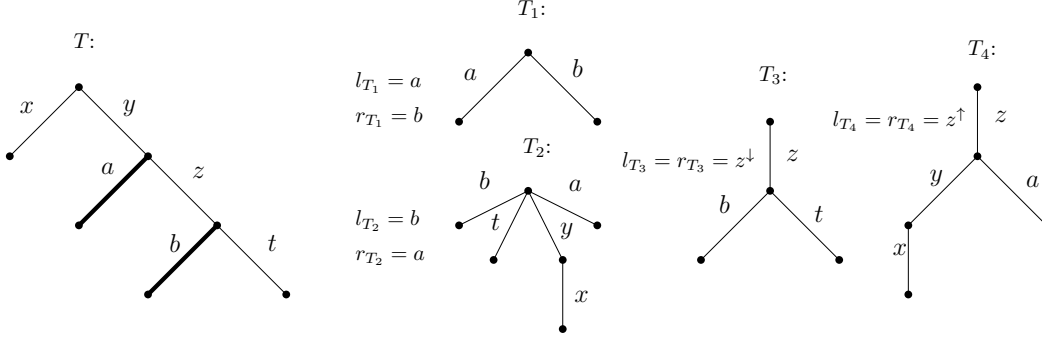


Figure 3: Every pruned subtree is uniquely represented by its left and right main edges or a dart.

3 Back to Unrooted Case

Recall that edit distance between two unrooted trees T_1 and T_2 is the minimum edit distance between T_1 and T_2 over all possible rootings of them, where rooting is determined by the root of the tree and its the left main edge. As Klein [21] mentioned, it is enough to choose an arbitrary rooting in one of the trees and try all possible rootings of the other to find an optimal setting. Observe, that we can treat the Euler tour of T_2 as a cyclic string and represent every pruned subtree of T_2 as an interval of it, for all possible rootings of T_2 . Thus Klein’s algorithm works in $O(n^3 \log n)$ time also for the edit distance between unrooted trees. Before we present our faster algorithm for this case, we need to introduce some new definitions. Recall, that even in the unrooted case, we first arbitrarily root both trees and the initial rooting remains unchanged throughout the algorithm.

Darts. We replace every edge e with two darts corresponding to two ways of traversing the edge, either down e^\downarrow or up the tree e^\uparrow (with respect to the fixed rooting). Subtree of a dart $\text{subtree}((u, v))$ is defined as the subtree rooted at node v , when u is its parent. Note that e^\uparrow and e^\downarrow belong neither to $\text{subtree}(e^\uparrow)$ nor to $\text{subtree}(e^\downarrow)$. Every pruned subtree of (unrooted) tree is uniquely represented by its left and right main edges or a dart (if there is one edge from the root). See Figure 3.

Auxiliary edges for rootings. We observed that every rooting of T_2 corresponds to a subrange of a cyclic Euler tour E_{T_2} , but later it will be convenient to represent every rooting as a subtree of a dart. For this purpose, we add new edges labeled with a fresh label $\# \notin \Sigma$ which will be used only to denote a rooting. Setting $c_{del}(\#) = 0$ and $c_{match}(\#, \cdot) = \infty$ we force that these edges are only contracted. For every node v we add new edges alternating with the original ones. Thus in total, there are $2(n - 1)$ edges added. Using these new edges we can compute edit distance between the unrooted trees from the values of $\delta(T_1, \text{subtree}(d))$ for all darts d in T_2 . Thus, our aim is to fill the table Δ where $\Delta[u, d] := \delta(T_1^u, \text{subtree}(d))$.

Auxiliary edges to bound the degrees. As the last step, again we add $O(n)$ edges with appropriate costs as to ensure that the degree of every node is at most 3. Observe that the cost of the optimal solution for the modified trees is the same as for the initial ones and having a sequence of operations for the modified trees, we can easily obtain an optimal sequence for the original instance of the problem.

4 $O(n^3 \log \log n)$ Algorithm for Unrooted Case

After initial modifications both trees are binary and the algorithm needs to fill the table Δ where $\Delta[u, d] := \delta(T_1^u, \text{subtree}(d))$ for all nodes $u \in T_1$ and darts $d \in T_2$. We first run Demaine et al.'s algorithm operating on labels on edges instead of nodes which computes $\delta(T_1^u, T_2^v)$ for all nodes $u \in T_1$ and $v \in T_2$ in $O(n^3)$ time and stores them in $\Delta[u, e_v^\downarrow]$ where e_v^\downarrow is the dart to v from its parent. Now we need to fill the remaining fields $\Delta[u, e^\uparrow]$ for all darts e^\uparrow up the tree T_2 .

This is the main difficulty in the unrooted case, in which we need to handle many big subtrees which are significantly different from each other. Our approach is to successively reduce different subproblems to smaller ones, in a way that there are fewer subproblems to consider in the next step. We use divide and conquer paradigm, in which there is more and more sharing after every step.

In the beginning, we call each node of T_1 and T_2 light or heavy as in the Klein's algorithm and all the time the notion is with respect to the initial rootings. Similarly, the notion of traversing an edge up or down the tree is always with respect to the rooting. Recall that we denote $\text{apex}(T)$ as the top node on the heavy path containing the lowest common ancestor of all edges of T . We first fix a global value b , which will be determined exactly later. On a high level, from the top-down perspective, the algorithm uses the following strategy to compute $\delta(F, G)$: if $|T_1^{\text{apex}(F)}| > n/b$, then avoid the heavy child in F , and otherwise apply a new strategy based only on G and T_2 .

Considering it bottom-up, the algorithm first fills values of $\Delta[u, e^\uparrow]$ for all nodes u such that $|T_1^{\text{apex}(u)}| \leq n/b$ and all darts up T_2 . For the remaining fields of Δ , it uses strategy avoiding the heavy child in T_1 . As in the Klein's algorithm, in this phase, the algorithm needs to process heavy paths of T_1 in the bottom-up order. Note that for each light node v such that $|T_1^v| > n/b$ holds $\text{ldepth}(v) < \log b + 1$. Thus there are $O(n^3 \log b)$ subproblems visited in total in this phase.

For the other phase note that there are $O(n^2/b)$ relevant subtrees in T_1 , and now we need to carefully design and analyze the new strategy for T_2 . It will be easier to think, that in this phase the algorithm needs to compute $\Delta[u, e^\uparrow]$ for all darts e^\uparrow up T_2 and all nodes $u \in T_1$ such that $|T_1^u| \leq n/b$, call them interesting. Clearly, all subproblems in which there is a switch to the strategy based on T_2 are of this form.

As now the strategy will be more complex than before, we first describe it for the case when T_2 is a caterpillar: a heavy path with possibly single nodes connected to it. This example is already difficult in the unrooted case and will require divide and conquer approach to handle all the possible rootings of T_2 at once. Next, we will slightly modify the approach to handle arbitrary trees T_2 .

4.1 Caterpillar T_2

Now we consider the case when T_2 is a heavy path H with possibly single nodes connected to it. Let h_i denote (heavy) edges on H , $r_2 = h_0$ be the edge denoting the initial rooting of T_2 and (if exists) l_i be the light edge connected to the i -th node on H . See Figure 4(a) for an example.

In the first step we compute values of $\delta(*, \text{subtree}(h_i^\uparrow))$ for all heavy edges h_i , where $*$ denotes all pruned subtrees of T_1 of size at most n/b . The strategy is to avoid the parent, that is to contract the edge leading to the parent as late as possible. See Figure 4(b).

More precisely, in the beginning, we already know $\delta(*, \text{subtree}(h_0^\uparrow))$, because it is the cost of contraction of the whole pruned subtree of T_1 (which is precomputed), as $h_0 = r_2$ and $\text{subtree}(h_0^\uparrow) = \emptyset$. Then, having values of $\delta(*, \text{subtree}(h_{i-1}^\uparrow))$ we compute $\delta(*, \text{subtree}(h_i^\uparrow))$ by uncontracting first h_{i-1} and then l_i if it exists. It is an extension of the COMPUTEFROM subroutine, but now we do not

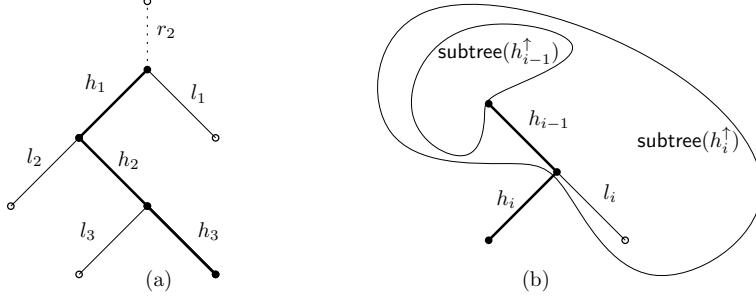


Figure 4: (a) A heavy path H with edge r_2 (dotted) denoting the rooting of T_2 . (b) To compute $\delta(*, \text{subtree}(h_i^\uparrow))$ we use $\delta(*, \text{subtree}(h_{i-1}^\uparrow))$, first uncontract the edge h_{i-1} and then l_i (if exists).

have subtrees T^x and T^y , where x is the parent of y , but two edges h_i and h_{i-1} with a common endpoint. Note that in this step all uncontractions are from the same direction.

There are $O(n)$ pruned subtrees of T_2 obtained by uncontractions of a main edge according to the strategy, starting from the empty subtree. Now we need to show that the algorithm did not consider any other pruned subtree of T_2 . Suppose it uncontracted the left main edge. Then $G - L_G \in \{\emptyset, G - l_G\}$, depending on whether l_G was the heavy edge leading to the parent or not. Also $L_G \in \{\emptyset, G - l_G\}$, so in both cases, all the obtained pruned subtrees are among the $O(n)$ described above. Finally, as there are $O(n^2/b)$ pruned subtrees of T_1 , in total we computed and stored the edit distance of $O(n^3/b)$ subproblems. Now, using the computed values we fill $\Delta[u, h_i^\uparrow]$ for all interesting nodes $u \in T_1$ and heavy edges $h_i \in T_2$. Thus, later on, we do not have to consider the pruned subtrees of the form $\delta(L_F, L_G)$ or $\delta(R_F, R_G)$ as their values are already stored in Δ , because either one of them is empty or they are of the form $\delta(T_1^v, \text{subtree}(dh))$ for an interesting node $u \in T_1$ and a dart dh from a heavy edge in T_2 . We only have not computed values $\Delta[u, l^\uparrow]$ for darts from light edges up the tree, but in this phase of the algorithm, they never appear in $\delta(L_F, L_G)$ or $\delta(R_F, R_G)$ subproblem. However, we need to compute these values because they correspond to some rootings of T_2 , so we will consider them in the following paragraph.

Darts from light nodes up the tree. From now on, our algorithm processes heavy paths of T_2 one-by-one. In particular, in this subsection, we process the only heavy path H of T_2 . Thus, unless explicitly stated otherwise all the notion is relative to the current heavy path H . First, we define $\text{merged}^R(A, B)$ as the pruned subtree obtained by contraction of edges between the A -th and B -th node on H or to the right of H :

Definition 4.1. Let H be a heavy path and A and B ($A \leq B$) denote indices of two nodes on H . Then $\text{merged}^R(A, B)$ is a tree with the left main edge h_{A-1} and the right main edge h_B . $\text{merged}^L(A, B)$ is a tree with the left main edge h_B and the right main edge h_{A-1} .

See Figure 5. Note that $\text{subtree}(l_A^\uparrow)$ is either $\text{merged}^R(A, A)$ or $\text{merged}^L(A, A)$, depending on which side of H is l_A .

As explained earlier, in the beginning the algorithm computes $\delta(*, \text{subtree}(h_i^\uparrow))$ for all heavy edges on H . Additionally, it calculates $\delta(*, \text{merged}^L(1, |H|))$ and $\delta(*, \text{merged}^R(1, |H|))$ from $\delta(*, \text{subtree}(h_0^\uparrow))$ by repeatedly uncontracting respectively the right and left main edge. See Algorithm 2 for the summary of the whole preprocessing. Then it calls a recursive procedure $\text{GROUP}(1, |H|, \text{Data}(1, |H|))$. The final goal of this call is to fill $\Delta[u, l_i^\uparrow]$ for all light edges l_i connected to the heavy path H .

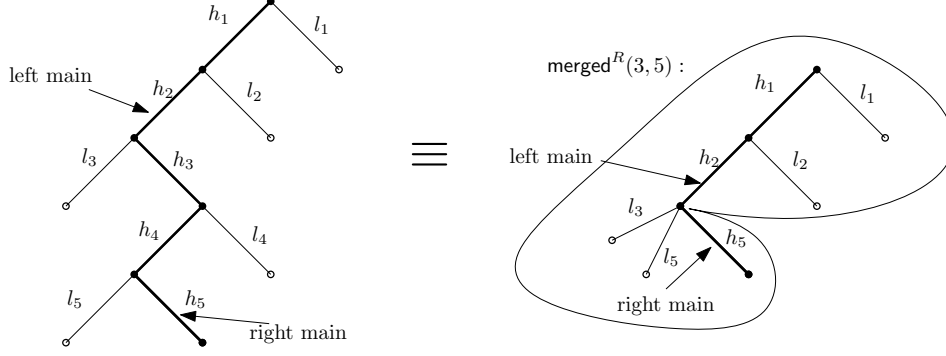


Figure 5: Pruned subtree $\text{merged}^R(3,5)$ has the left main edge h_2 and right h_5 .

Algorithm 2 Computes input tables needed for processing a heavy path H

- 1: **function** PROCESSHEAVYPATH($\delta(*, \text{subtree}(h_0^\uparrow))$)
 - 2: **for** $i = 1..|H|$ **do**
 - ▷ avoiding the parent:
 - 3: COMPUTEFROM($\delta(*, \text{subtree}(h_i^\uparrow)), \delta(*, \text{subtree}(h_{i-1}^\uparrow))$)
 - 4: fill $\Delta[u, h_i^\uparrow]$ for all interesting nodes u

 - ▷ repeatedly uncontracting the left main edge:
 - 5: COMPUTEFROM($\delta(*, \text{merged}^R(1, |H|)), \delta(*, \text{subtree}(h_0^\uparrow))$)
 - ▷ repeatedly uncontracting the right main edge:
 - 6: COMPUTEFROM($\delta(*, \text{merged}^L(1, |H|)), \delta(*, \text{subtree}(h_0^\uparrow))$)

 - 7: GROUP($1, |H|, \text{Data}(1, |H|)$)
-

GROUP($A, B, \text{Data}(A, B)$) is a procedure which considers an interval $[A, B]$ of indices on H given tables of values $\delta(*, \text{subtree}(h_{A-1}^\uparrow))$, $\delta(*, \text{subtree}(h_B^\downarrow))$, $\delta(*, \text{merged}^L(A, B))$ and $\delta(*, \text{merged}^R(A, B))$, which we denote as $\text{Data}(A, B)$. Intuitively, $\text{Data}(A, B)$ contains information about subtrees “outside” the considered interval $[A, B]$ which are relevant during intermediate computations. Then, the procedure calls itself recursively for shorter intervals until it holds that $A = B$ when $\delta(*, \text{merged}^L(A, A))$ or $\delta(*, \text{merged}^R(A, A))$ contains the fields of $\Delta[u, h_A^\uparrow]$ for all interesting nodes u and then the recurrence stops.

In more detail, for an interval $[A, B]$, the procedure computes $\text{Data}(A, M)$ and $\text{Data}(M + 1, B)$ for $M = \lfloor \frac{A+B}{2} \rfloor$ and calls itself recursively for the smaller intervals. Note that for $\text{Data}(A, M)$ it needs to compute tables $\delta(*, G)$ for trees $G = \text{merged}^R(A, M)$, $\text{merged}^L(A, M)$ or $\text{subtree}(h_M^\downarrow)$ and can reuse table $\delta(*, \text{subtree}(h_{A-1}^\uparrow))$ which is a part of $\text{Data}(A, B)$. Similarly for interval $[M + 1, B]$. See Algorithm 3.

To analyze the complexity of the GROUP procedure, first note that in every step of the loop in line 7, it considers a constant number of pruned subtrees from T_2 , so in total there are $O(B - M)$ of them. After this loop, we have $\delta(*, \text{subtree}(h_M^\downarrow))$ computed.

The call of COMPUTEFROM in line 9 needs more input than the call in line 8, even though the strategy is always uncontracting the right main edge. Note that if the dynamic program only

Algorithm 3 Fills $\Delta[u, l_i^\uparrow]$ for light edges l_i connected to the heavy path H with $i \in [A, B]$.

```

1: function GROUP( $A, B, \text{Data}(A, B)$ )
2:   if  $A = B$  then
3:     if there is a light edge  $l_A$  connected to  $H$  then
4:       fill  $\Delta[u, l_A^\uparrow]$  for interesting nodes  $u \in T_1$ 
5:     return
6:    $M := \lfloor (A + B)/2 \rfloor$ 
7:   for  $i = (B - 1)..M$  do
8:      $\triangleright$  avoiding the heavy child:
9:     COMPUTEFROM( $\delta(*, \text{subtree}(h_i^\downarrow)), \delta(*, \text{subtree}(h_{i+1}^\downarrow))$ )
10:     $\triangleright$  repeatedly uncontracting the right main edge:
11:    COMPUTEFROM( $\delta(*, \text{merged}^R(A, M)), \{\delta(*, \text{merged}^R(A, B)); \delta(*, \text{subtree}(h_{A-1}^\uparrow))\}$ )
12:     $\triangleright$  repeatedly uncontracting the left main edge:
13:    COMPUTEFROM( $\delta(*, \text{merged}^L(A, M)), \{\delta(*, \text{merged}^L(A, B)); \delta(*, \text{subtree}(h_{A-1}^\uparrow))\}$ )
14:   GROUP( $A, M, \text{Data}(A, M)$ )
15:   symmetric computations for interval  $[M + 1, B]$ 
16:   GROUP( $M + 1, B, \text{Data}(M + 1, B)$ )

```

tried contracting the right main edge, it would be possible to compute $\delta(*, \text{merged}^R(A, M))$ only from $\delta(*, \text{merged}^R(A, B))$. However, it is not the case when the algorithm also matches edges. The first case when r_G is a light edge ($r_G = l_X$ for some value of X) is not problematic, because then $R_G = \emptyset$ and $G - R_G = G - r_G$, so this pruned subtree is already visited. Although, if r_G is a heavy edge then $R_G = \text{subtree}(r_G^\downarrow)$ and $G - R_G$ is a pruned subtree, which has not been considered yet. Observe that in this situation the pruned subtree can be obtained from $\text{subtree}(h_{A-1}^\uparrow)$ by a sequence of $O(B - A)$ contractions of the right main edge, so we need it as a separate input to the COMPUTEFROM subroutine. A similar reasoning applies to the edges to the left of H in line 10 and to the computations for interval $[M + 1, B]$.

To sum up, one call of $\text{GROUP}(A, B)$ (not including recursive calls) visits $O(B - A)$ pruned subtrees of T_2 . As we start from an interval of length $|H|$ and in every recursive call its length is roughly halved, the procedure considers in total $O(|H| \log |H|) = O(n \log n)$ pruned subtrees of T_2 .

4.2 Arbitrary Tree T_2

Now we describe, how to modify the above algorithm to process not only a caterpillar, but an arbitrary tree T_2 . In this case, there can be non-empty subtrees connected to the main heavy path.

Note that for an arbitrary heavy path H inside T_2 , the PROCESSHEAVYPATH procedure only needs to know $\delta(*, \text{subtree}(h_0^\uparrow))$ to be able to compute all the remaining input parameters in $\text{Data}(1, |H|)$, because $\delta(*, \text{subtree}(h_{|H|}^\downarrow)) = \delta(*, \emptyset)$ is precomputed. In the beginning, the algorithm calls $\text{PROCESSHEAVYPATH}_{H^0}(\delta(*, \emptyset))$, where H^0 is the heavy path of T_2 containing the root of T_2 . The only place we need to change inside the GROUP procedure to handle arbitrary trees T_2 is to not only fill $\Delta[u, l_A^\uparrow]$ in line 4 of Algorithm 3, but also recursively call $\text{PROCESSHEAVYPATH}_{H'}(\delta(*, \text{subtree}(l_A^\uparrow)))$ where H' is the heavy path connected to the A -th node of the considered heavy path. As we pointed earlier, $\text{subtree}(l_A^\uparrow)$ is either $\text{merged}^R(A, A)$ or $\text{merged}^L(A, A)$, depending on which side of H is l_A .

Now observe, that each subsequent pruned subtree that appears in the recursive formula is already visited and processed:

Observation 4.2. In the modified GROUP procedure, during the call of COMPUTEFROM subroutine in line 9 of Algorithm 3, all the intermediate pruned subtrees of T_2 are obtained by a sequence of uncontractions of the right main edge from the root either from $\text{merged}^R(A, B)$ or $\text{subtree}(h_{A-1}^\uparrow)$. A similar property holds for the other three calls of COMPUTEFROM in lines 10 and 12.

What changes in the analysis of the procedure is that now there are not $O(|H| \log |H|)$ pruned subtrees of T_2 but $O(|T_2^v| \log |H|) = O(|T_2^v| \log n)$, where v is the top node of H . In other words, the heavy path H itself might be short, but there might be big subtrees connected to it. However, every subtree connected to H is completely contracted (edge-by-edge) a constant number of times on every level of recursion of GROUP procedure and thus the bound.

Recall that top node of every heavy path is light, so using equation (1) we bound the overall number of subtrees of T_2 considered during this part of the algorithm:

$$\sum_{v: \text{ top node of a heavy path in } T_2} |T_2^v| \cdot \log n = \sum_{v: \text{ light node in } T_2} |T_2^v| \cdot \log n \in O(n \log^2 n)$$

4.3 Final Analysis

To conclude, the above algorithm computes $\Delta[u, e^\uparrow]$ for all nodes $u \in T_1$ such that $|T_1^u| \leq n/b$ and all darts up the tree T_2 by considering $O(n \log^2 n)$ pruned subtrees of T_2 and $O(n^2/b)$ of T_1 . At the beginning of Section 4 we described the second phase of the algorithm, which avoids the heavy child in T_1 and fills the remaining fields of Δ considering $O(n \log b)$ pruned subtrees of T_1 and $O(n^2)$ of T_2 . Thus, during the two phases, the whole algorithm visits $O(n^3 \frac{\log^2 n}{b} + n^3 \log b)$ subproblems. Setting $b = \log^2 n$ we obtain the overall complexity $O(n^3 \log \log n)$.

5 Optimal $O(n^3)$ Algorithm for Unrooted Case

We start with transforming both trees as in the $O(n^3 \log \log n)$ algorithm, that is we add auxiliary edges for rootings, root them arbitrarily and finally make them binary. Let T_1 and T_2 denote the transformed trees. From now on we assume that $|T_1| \leq |T_2|$ (otherwise we swap the trees) and let $m = |T_1|, n = |T_2|$. In this section, we present an algorithm that computes the edit distance between unrooted trees in $O(nm^2(1 + \log \frac{n}{m})) = O(n^3)$ time. Again we assume constant-time access to values of $\delta(F, G)$ for all the already considered subproblems. It can be obtained using i.e. hashing, but in Section 6 we will focus on implementation details and show how to fit all the computations in $O(nm)$ space without randomization.

As in the $O(n^3 \log \log n)$ approach, the algorithm aims to fill the table $\Delta[u, d] := \delta(T_1^u, \text{subtree}(d))$ from which it computes the answer to the original problem. In the beginning it runs Demaine et al.'s algorithm [14] which computes $\delta(T_1^u, T_2^v)$ for all pairs of nodes $u \in T_1$ and $v \in T_2$ in $O(nm^2(1 + \log \frac{n}{m}))$ time. Now it remains to compute $\Delta[v, e^\uparrow]$ for all nodes $v \in T_1$ and all darts up the tree T_2 .

The algorithm first decomposes both trees into heavy paths. Then it processes heavy paths in T_1 bottom-up. To avoid confusion, a heavy path of T_1 we denote by P and of T_2 by H . For every heavy path P in T_1 the algorithm fills $\Delta[v, e^\uparrow]$ for all nodes $v \in P$ and darts up the tree T_2 using modified PROCESSHEAVYPATH procedure. Now there is no global parameter b , but instead of that, the algorithm uses m_P , the size of the subtree rooted at the top node of P . See Algorithm 4.

Algorithm 4 Computes the answer in phases.

- 1: **for each** P : heavy path in T_1 bottom-up **do**
 - 2: $u :=$ top node of P
 - 3: **global** $m_P := |T_1^u|$
 - 4: process heavy paths of T_2 and compute $\Delta[T_1^v, e^\uparrow]$ for all $v \in P$ and $e^\uparrow \in T_2$
-

We call all the computations for one heavy path of T_1 a phase. In the following, we describe in detail a single phase. As the presentation is involved, we break it into pieces and gradually handle more and more difficult cases.

Roadmap. In the beginning, similarly as in the $O(n^3 \log \log n)$ algorithm, we first focus on the case when T_2 is a heavy path with single connected nodes, as in Figure 4(a). It already highlights the difficulties that we will encounter while obtaining $O(nm^2(1 + \log \frac{n}{m}))$ complexity. We also assume that T_1 is a full binary tree, which simplifies the analysis, because there are roughly 2^k heavy paths with size $m/2^k$.

Next, we relax the assumption on T_1 and consider an arbitrary tree T_1 . The change does not affect the algorithm at all, but now we know less about sizes of the heavy paths, which changes the analysis. Using a technical lemma we show that, even in this case, the algorithm also runs in $O(nm^2(1 + \log \frac{n}{m}))$ time.

Then, we adapt the algorithm to handle arbitrary trees T_2 , as in the $O(n^3 \log \log n)$ approach. The direct generalization runs in $O(nm^2(1 + \log^2 \frac{n}{m}))$ time, which is already $O(n^3)$, but still slower than Demaine et al.'s algorithm, which runs in $O(nm^2(1 + \log \frac{n}{m}))$ time. The next step is to change the way of dividing the interval in the divide and conquer approach by taking into account sizes of subtrees connected to the considered heavy path have different sizes. This improvement finally leads to $O(nm^2(1 + \log \frac{n}{m}))$ running time, which we believe to be optimal.

In Section 6 we describe how to implement this algorithm in $O(nm)$ space.

5.1 Full Binary Tree and Caterpillar

We first describe the phase for a single heavy path P of T_1 for the case when T_1 is a full binary tree and T_2 is a single heavy path. Recall that u is the top node of P , we defined $m_P = |T_1^u|$ and let H be the main single heavy path of T_2 .

In the beginning, the algorithm runs similarly as in the PROCESSHEAVYPATH subroutine of $O(n^3 \log \log n)$ approach. Recall that we computed tables $\delta(*, G)$ for some pruned subtrees G of T_2 where $*$ denotes all subtrees of T_1 of size at most n/b . Now we will also compute similar tables, but for all pruned subtrees of T_1^u where u is the top node of the considered heavy path P of T_1 . Then there are $O(m_P^2)$ such trees and we will denote them as \cdot in $\delta(\cdot, G)$, a table of $O(m_P^2)$ values.

The algorithm first fills $\Delta[u, h_i^\uparrow]$. Then it runs a modified recursive procedure GROUP which stops the recursion when the length of the considered interval $[A, B]$ is smaller than m_P , differently than the $A = B$ condition of Algorithm 3. See Algorithm 5.

Algorithm 5 A slight change in the divide and conquer approach.

```

1: function GROUP( $A, B, \text{Data}(A, B)$ )
2:   if  $B - A < m_P$  then
3:     INSIDEGROUP( $A, B, \text{Data}(A, B)$ )
4:   return
5:    $M := \lfloor (A + B)/2 \rfloor$ 
6:   compute intermediate values and call itself recursively as in Algorithm 3

```

In the base case of the GROUP recursion, when $B - A < m_P$, the algorithm has already computed $\delta(\cdot, \text{subtree}(h_{A-1}^\uparrow))$, $\delta(\cdot, \text{subtree}(h_B^\downarrow))$, $\delta(\cdot, \text{merged}^L(A, B))$ and $\delta(\cdot, \text{merged}^R(A, B))$ but this is not sufficient to fill all the missing fields of Δ , as $B > A$. We denote all the subsequent computations in the base case as INSIDEGROUP procedure. In order to describe them in detail, we first introduce some auxiliary notation.

Auxiliary notation. While considering an interval $[A, B]$, let $I(A, B)$ be the set of edges in T_2 that are “between” h_{A-1} and h_B , formally: $I(A, B) = \text{subtree}(h_{A-1}^\downarrow) \setminus (\text{subtree}(h_B^\downarrow) \cup \{h_B\})$. We will write simply I if the interval $[A, B]$ is clear from the context. See Figure 6 for an example. Let $D = \{h_{A-1}, h_B\}$ be the set of the boundary edges and T_{2D} be the set of four trees with both main edges in D . Later on, we will be interested only in the pruned subtrees with both main edges in $D \cup I$. While considering the subtrees in the INSIDEGROUP procedure, we never need to access subproblems with subtrees $(\text{subtree}(h_B^\uparrow) + \{h_B\})$ or $(\text{subtree}(h_{A-1}^\downarrow) + \{h_{A-1}\})$. Therefore, among all 6 trees with both main edges in D we consider only the following four $T_{2D} = \{G_1, G_2, (\text{subtree}(h_{A-1}^\uparrow) + \{h_{A-1}\}), (\text{subtree}(h_B^\downarrow) + \{h_B\})\}$ where trees G_1 and G_2 satisfy $l_{G_1} = h_{A-1}, r_{G_1} = h_B$ and $l_{G_2} = h_B, r_{G_2} = h_{A-1}$ respectively.

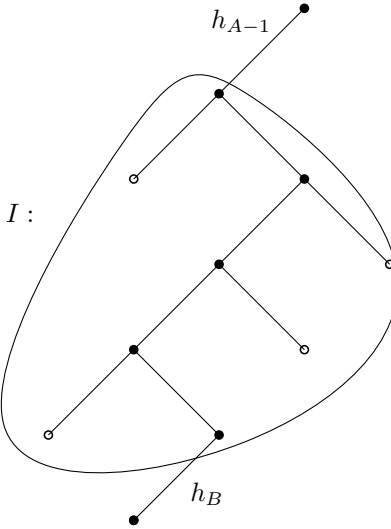


Figure 6: $I(A, B)$ is the set of edges “between” h_{A-1} and h_B .

To describe a set of pruned subtrees with particular main edges we only write the condition they satisfy. If one edge is not specified we assume it belongs to I , for instance $[l_G = h_B]$ we read

$\{G : l_G = h_B \wedge r_G \in I\}$. Finally, $T_1^{u(x)}$ denotes the tree T_1^u after x contractions according to the strategy avoiding the heavy child in T_1 and $T_1^{u(*)}$ denotes all possible pruned subtrees of this form: $T_1^{u(*)} = \{T^{u(i)} : i \leq |T^u|\}$.

Algorithm 6 Fills $\Delta[v, e^\uparrow]$ for all edges $e \in I$ and nodes v on P .

```

1: function INSIDEGROUP( $A, B, \text{Data}(A, B)$ )
2:   COMPUTEFROM( $\delta(\cdot, \text{subtree}(h_B^\uparrow) + \{h_B\}), \delta(\cdot, \text{subtree}(h_B^\downarrow))$ )
3:   COMPUTEFROM( $\delta(\cdot, \text{subtree}(h_{A-1}^\uparrow) + \{h_{A-1}\}), \delta(\cdot, \text{subtree}(h_{A-1}^\downarrow))$ )

    $\triangleright$  repeatedly uncontracting the left main edge:
4:   COMPUTEFROM( $\delta(\cdot, [r_G = h_{A-1}]), \{\delta(\cdot, \text{merged}^L(A, B)), \delta(\cdot, \text{subtree}(h_{A-1}^\uparrow))\}$ )
5:   COMPUTEFROM( $\delta(\cdot, [r_G = h_B]), \{\delta(\cdot, \text{merged}^R(A, B)), \delta(\cdot, \text{subtree}(h_B^\downarrow))\}$ )
    $\triangleright$  repeatedly uncontracting the right main edge:
6:   COMPUTEFROM( $\delta(\cdot, [l_G = h_{A-1}]), \{\delta(\cdot, \text{merged}^R(A, B)), \delta(\cdot, \text{subtree}(h_{A-1}^\uparrow))\}$ )
7:   COMPUTEFROM( $\delta(\cdot, [l_G = h_B]), \{\delta(\cdot, \text{merged}^L(A, B)), \delta(\cdot, \text{subtree}(h_B^\downarrow))\}$ )

8:   for  $i = (|T_1^u| - 1)..0$  do
    $\triangleright$  avoiding the heavy child in  $T_1$ :
9:     COMPUTEFROM( $\delta(T_1^{u(i)}, [l_G, r_G \in I]), \delta(T_1^{u(i+1)}, [l_G, r_G \in I])$ )
10:    if exists  $v : T_1^{u(i)} = T_1^v$  then
11:      fill  $\Delta[v, e^\uparrow]$  for all edges  $e \in I$ 

```

Procedure. Algorithm 6 runs in three steps considering subtrees of T_2 with respectively both, only one and no main edges in D .

1. Both main edges in D . Recall that we consider only the four trees from T_{2D} . Then it is enough to compute $\delta(\cdot, \text{subtree}(h_{A-1}^\uparrow) + \{h_{A-1}\})$ and $\delta(\cdot, \text{subtree}(h_B^\downarrow) + \{h_B\})$, because the other two tables are part of $\text{Data}(A, B)$. See lines 2-3.
2. Exactly one main edge in D . We compute every table separately, repeatedly uncontracting edges from the same direction. For this purpose we need to pass two tables to COMPUTEFROM subroutine. See details in lines 4-7.
3. Both main edges in I . Now we take into account the considered pruned subtree of T_1 and use strategy avoiding its heavy child. Our aim is to fill $\Delta[v, e^\uparrow]$ for nodes v on the considered heavy path P of T_1 and all edges $e \in I$. For this purpose we compute $\delta(T_1^{u(*)}, [l_G, r_G \in I])$ where u is the top node of P . See lines 8-9.

In the last step it is crucial that when the dynamic formula from Lemma 2.1 uses a tree with at least one main edge in D , then the value of the considered subproblem has been already computed, stored and can be returned in a constant time. This property is summarized in the following observation.

Observation 5.1. For every tree G with both main edges in I it holds that $G - l_G, G - L_G$ and L_G have both main edges in $D \cup I$. Moreover, if $G - l_G, G - L_G$ or L_G has both main edges in D , then it belongs to TT_{2D} . A similar property holds for contracting the right main edge.

Analysis. From Observation 5.1 we have that all the computations in line 9 consider only the trees with both main edges in $D \cup I$ and no other kind of tree can appear. So there are $O(m_P^2)$ pruned subtrees of T_2 considered, as $|I| \leq 2m_P$ (recall that $B - A < m_P$). Next, while avoiding the heavy child of T_1^u we only consider pruned subtrees of $T_1^{u(*)}$, so there are $O(m_P)$ of them. Thus, during all the computations in the loop in line 8 there are $O(m_P^3)$ considered subproblems. Similarly, in all the earlier computations of the INSIDEGROUP procedure, there are $O(m_P^2)$ pruned subtrees of T_1^u and $O(m_P)$ of T_2 , so in total there $O(m_P^3)$ subproblems considered. Notice that for every group size of its corresponding set I is at least $m_P/2$. The sets are disjoint, so there are at most $2n/m_P$ groups on the heavy path in total. Thus, there are $O(nm_P^2)$ pruned subtrees considered in all calls of the INSIDEGROUP procedure.

Now we bound the complexity of the whole PROCESSHEAVYPATH procedure, similarly as in the analysis of the $O(n^3 \log \log n)$ algorithm. For one heavy path P from T_1 there are $O(1 + \log \frac{n}{m_P})$ recursive calls of GROUP, because the length of the interval is halved until it gets smaller than m_P . Again, every edge of T_2 contributes to $O(1)$ pruned subtrees on every level of recursion, so there are $O(n(1 + \log \frac{n}{m_P}))$ subtrees of T_2 . We consider all the $O(m_P^2)$ pruned subtrees of T_1^u , so all the computations during recursive calls visit $O(nm_P^2(1 + \log \frac{n}{m_P}))$ subproblems. Adding $O(nm_P^2)$ pruned subtrees from the calls of the INSIDEGROUP procedure we conclude that in total, during the whole phase for one heavy path P of T_1 , the algorithm considers $O(nm_P^2(1 + \log \frac{n}{m_P}))$ subproblems. Now we need to sum this over all heavy paths P in T_1 . As T_1 is a full binary tree of size m , we can divide the heavy paths into groups where paths P from i -th group satisfy $\frac{m}{2^{i+1}} < m_P \leq \frac{m}{2^i}$. Then we write:

$$\begin{aligned} \sum_{P \in T_1} nm_P^2 \left(1 + \log \frac{n}{m_P}\right) &\leq \sum_{i=0}^{\log m} 2^i n \left(\frac{m}{2^i}\right)^2 \left(1 + \log \frac{n}{m/2^{i+1}}\right) = nm^2 \sum_{i=0}^{\log m} \frac{1}{2^i} \left(2 + i + \log \frac{n}{m}\right) \\ &= nm^2 \left(\sum_{i=0}^{\log m} \frac{2+i}{2^i} + \log \frac{n}{m} \sum_{i=0}^{\log m} \frac{1}{2^i}\right) \in O\left(nm^2 \left(1 + \log \frac{n}{m}\right)\right) \end{aligned}$$

To conclude, the algorithm for darts up the tree T_2 visits in total $O(nm^2(1 + \log \frac{n}{m}))$ subproblems. Recall that Demaine et al.'s algorithm and the strategy for all darts up T_2 from heavy nodes visit the same number of subproblems. To sum up, the whole algorithm for full binary tree T_1 and a single heavy path T_2 runs in $O(nm^2(1 + \log \frac{n}{m}))$ time.

5.2 Arbitrary Tree and Caterpillar

For the case of an arbitrary tree T_1 , the algorithm is the same as above, but now we need a different analysis of the overall running time. For this purpose, we first analyze properties of the function $f(x) = x^2(1 + \ln \frac{n}{x})$ which appears in the complexity of various parts of the algorithm.

Lemma 5.2. *Let $f(x) = x^2(1 + \ln \frac{n}{x})$. If x, y satisfy $1 \leq x \leq y < (n-1)/2$, then:*

- (i) $f(t)$ is non-decreasing in the range $[1, n/2)$,
- (ii) $f(1) + f(x) \leq f(x+1)$,
- (iii) if $x > 1$ then: $f(x) + f(y) \leq f(x-1) + f(y+1)$.

Proof. We prove (i) directly by computing derivative of f :

$$\frac{\partial f(t)}{\partial t} = \frac{\partial(t^2(1 + \ln \frac{n}{t}))}{\partial t} = t \left(1 + 2 \ln \frac{n}{t}\right) \geq 1 + 2 \ln \frac{n}{n/2} \geq 0$$

Similarly, (ii) follows from the definition and inequalities: $\ln(x) \geq 1 - 1/x$ for $x > 0$ and $n \geq x + 1$:

$$\begin{aligned} f(x+1) - f(x) - f(1) &= (x+1)^2 \left(1 + \ln \frac{n}{x+1}\right) - x^2 \left(1 + \ln \frac{n}{x}\right) - 1 - \ln n \\ &= x^2 \ln \frac{x}{x+1} + 2x \left(1 + \ln \frac{n}{x+1}\right) + 1 + \ln \frac{n}{x+1} - 1 - \ln n \\ &= x^2 \ln \frac{x}{x+1} + 2x \left(1 + \ln \frac{n}{x+1}\right) + \ln \frac{1}{x+1} \\ &\geq x^2 \left(1 - \frac{x+1}{x}\right) + 2x + (1 - (x+1)) = 0 \end{aligned}$$

To prove (iii) we first show it for $x = y$, that is: if $x > 1$ then holds $2f(x) \leq f(x-1) + f(x+1)$. For this purpose we also need that $n > 2x$:

$$\begin{aligned} f(x+1) + f(x-1) - 2f(x) &= x^2 \ln \frac{x^2}{x^2-1} + 2x \ln \frac{x-1}{x+1} + 2 + \ln \frac{n^2}{x^2-1} \\ &\geq x^2 \ln \frac{x^2}{x^2-1} + 2x \ln \frac{x-1}{x+1} + 2 + \ln \frac{(2x)^2}{x^2-1} \\ &\geq x^2 \left(1 - \frac{x^2-1}{x^2}\right) + 2x \left(1 - \frac{x+1}{x-1}\right) + 2 + \ln 4 \\ &= 1 - \frac{4x}{x-1} + 2 + \ln 4 \\ &= \frac{-4}{x-1} + \ln 4 - 1 \geq 0 \quad \text{for } x \geq 12 \end{aligned}$$

For $x < 12$ we calculate the exact value of the expression in the second line which is non-negative. As we proved that (iii) holds for $x = y$, now it is enough to show that:

$$\frac{\partial}{\partial y} (f(y+1) + f(x-1) - f(x) - f(y)) \geq 0.$$

This can be done as follows:

$$\begin{aligned} \frac{\partial}{\partial y} (f(y+1) + f(x-1) - f(x) - f(y)) &= (2y+2) \ln \frac{n}{y+1} - 2y \ln \frac{n}{y} + 1 \\ &= 2y \ln \frac{y}{y+1} + 2 \ln \frac{n}{y+1} + 1 \\ &\geq 2y \left(1 - \frac{y+1}{y}\right) + 2 \ln \frac{n}{y+1} + 1 \\ &= 2 \ln \frac{n}{y+1} - 1 \\ &\geq 2 \ln 2 - 1 \geq 0 \end{aligned} \quad \square$$

Recall that we need to bound the sum $n \sum_{P: \text{heavy path in } T_1} \left(m_P^2 \left(1 + \log \frac{n}{m_P} \right) \right)$, but now we have no assumptions on the tree T_1 . For this we will use the following lemma:

Lemma 5.3. *Let m be size of a tree T and n be an arbitrary number such that $n \geq m$. Then:*

$$\sum_{P: \text{heavy path in } T} m_P^2 \left(1 + \log \frac{n}{m_P} \right) = O \left(m^2 \left(1 + \log \frac{n}{m} \right) \right)$$

Proof. We start with changing the logarithm to natural to simplify the following calculations, hiding the constant factor under O . Let $t(m) := \sum_{P: \text{heavy path in } T} m_P^2 \left(1 + \ln \frac{n}{m_P} \right)$ be the above sum for a tree T of size m . Denoting by m_i the total size of the i -th subtree hanging off the heavy path containing the root of T , we obtain the following bound:

$$t(m) \leq m^2 \left(1 + \ln \frac{n}{m} \right) + \sum_i t(m_i) \quad \text{where } m_i \leq \frac{m-1}{2} \text{ and } \sum_i m_i \leq m-1 \quad (2)$$

where the sum is over all subtrees connected to the heavy path from the root of T .

Now we use Lemma 5.2 to bound from above the sum $\sum_i f(m_i)$, in which $m_i \leq (m-1)/2$ and $\sum_i m_i \leq m-1$ (from (2)). As long as there are three non-zero m_i s, two of them are less than $(m-1)/2$ and we choose distinct indices i, j such that $1 \leq m_i \leq m_j < (m-1)/2$. Then, depending whether m_i equals 1 or not, we apply (ii) or (iii) to decrease m_i and increase m_j by one, not changing sum of the values. Hence, in the end, there are at most two non-zero m_i 's, and they are less than or equal to $m/2$. Next we apply (i) and finally obtain that: $\sum_i f(m_i) \leq 2f(m/2)$.

Using the above bound, equation (2) and applying the master theorem we obtain that $t(m) \in O(m^2(1 + \ln \frac{n}{m}))$. \square

The lemma finishes the analysis of the algorithm for an arbitrary tree and a single heavy path, which runs in $O(nm^2(1 + \log \frac{n}{m}))$ time.

5.3 Both Trees Arbitrary

Now we consider the case when both trees are arbitrary. We generalize the algorithm for a single heavy path to arbitrary trees, as in the $O(n^3 \log \log n)$ approach. As earlier, H^0 is the heavy path containing the root of T_2 and in the beginning we call `PROCESSHEAVYPATH $_{H^0}$` , but we need to change the `GROUP` subroutine again. Suppose we consider a heavy path H . Then, even if the considered interval $[A, B]$ is short, still there can be big subtrees attached to the path with significantly more than m_P edges in total. As earlier, we denote by $I(A, B)$ the set of edges “between” h_{A-1} and h_B . See Figure 6. Now we break the recursion if there is less than m_P edges in $I(A, B)$. Note that now even if $A = B$ it may happen that we do not call the `INSIDEGROUP` procedure, because there are at least m_P edges in the subtree attached to the A -th node. Then we denote by H' the heavy path attached to the A -th node of H and call `PROCESSHEAVYPATH $_{H'}$` with appropriate input parameters. See Algorithm 7.

Algorithm 7 Considering the total number of edges between the A -th and B -th node on H .

```

1: function GROUP( $A, B, \text{Data}(A, B)$ )
2:   if  $|I(A, B)| < m_P$  then
3:     INSIDEGROUP( $A, B, \text{Data}(A, B)$ )
4:   return
5:   if  $A = B$  then
6:     let  $H'$  be the heavy path connected to the  $A$ -th node on  $H$ 
7:     PROCESSHEAVYPATH $_{H'}$ ( $\delta(\cdot, \text{subtree}(l_A^\uparrow))$ )
8:   return
9:    $M := \lfloor (A + B)/2 \rfloor$ 
10:  compute intermediate values and call itself recursively as in Algorithm 3

```

Observe that PROCESSHEAVYPATH is called only for heavy paths H' such that $n_{H'} \geq m_P$, because otherwise the line 3 is executed instead of line 7. In line 7 we have already computed $\delta(\cdot, \text{subtree}(l_A^\uparrow))$, because $\text{subtree}(l_A^\uparrow)$ is either $\text{merged}^L(A, A)$ or $\text{merged}^R(A, A)$, depending on which side of H is l_A , so it is a part of $\text{Data}(A, A)$. We need to notice, that during computations in line 3 we do not have computed values $\Delta[u, e^\uparrow]$ for edges e on heavy paths connected to H . However, all subproblems of this form have both main edges in $I(A, B)$, so they are considered by the INSIDEGROUP subroutine and the missing fields of Δ are filled then.

Notice that the changes in the procedure for a single heavy path H of T_2 do not affect the complexity, which is still $O(n_H m_P^2 (1 + \log \frac{n_H}{m_P}))$ where n_H is the size of the subtree of T_2 rooted at the top node of H . Thus all the computations for a single heavy path P run in time:

$$\sum_{H: \text{heavy path in } T_2 \text{ s.t. } n_H \geq m_P} n_H m_P^2 \left(1 + \log \frac{n_H}{m_P}\right) \in O\left(n m_P^2 \left(1 + \log^2 \frac{n}{m_P}\right)\right)$$

because $\sum_H n_H = O(n(1 + \log \frac{n}{m_P}))$ as the algorithm considers only heavy paths H of T_2 such that $n_H \geq m_P$. Now using Lemma 5.3 we obtain, that the overall complexity of the algorithm for the general case of both trees arbitrary is:

$$\sum_{P: \text{heavy path in } T_1} n m_P^2 \left(1 + \log^2 \frac{n_H}{m_P}\right) \in O\left(n m^2 \left(1 + \log^2 \frac{n}{m}\right)\right)$$

which is $O(n^3)$, as desired.

To further reduce the complexity and obtain $O(nm^2(1 + \log \frac{n}{m}))$ time, we need to modify the GROUP procedure slightly. Our approach reminisces the telescoping trick from [9] and [13] in which some nodes are less important than the others. Intuitively, considering an interval $[A, B]$ on a heavy path H , we would like to divide it in such a way that the big subtrees connected to H are contracted smaller number of times. For this purpose, we need to look at the tree from a different perspective.

Big nodes. Let big nodes be the nodes of T_2 with subtree containing at least m_P edges. Then the big nodes form a top part of T_2 and there are some small nodes connected to them. See Figure 7. We also define that a big light node is called special if it has no big light descendant.

Now, instead of counting the edges in $I(A, B)$ we count the special nodes inside subtrees connected to the $A, A + 1, \dots, B$ -th node on H and we denote the value as $\text{special}_H(A, B)$. Only when this value is 0, we again focus on $I(A, B)$. See Figure 8 for an example of how these values are computed.

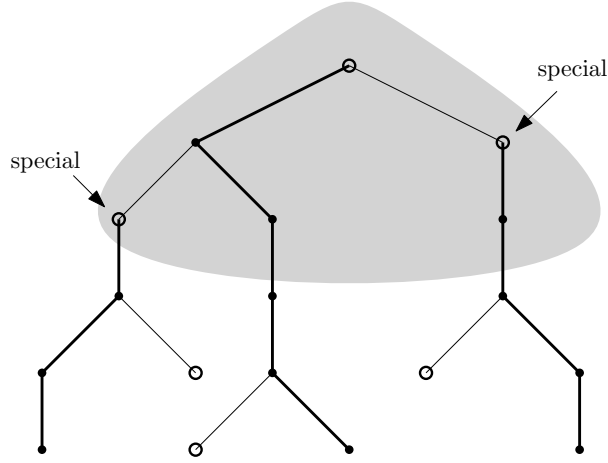


Figure 7: Big nodes constitute the gray upper part of the tree and a big light node is called special if it has no big light descendant. Heavy edges are thick.

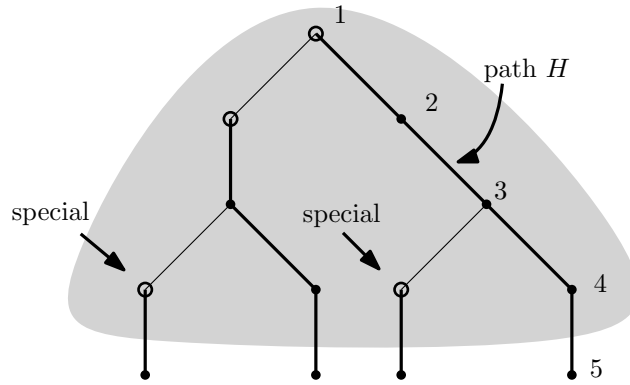


Figure 8: There are two special nodes in the tree and holds: $\text{special}_H(1, 3) = 2$, $\text{special}_H(3, 5) = 1$ and $\text{special}_H(2, 2) = 0$.

Using the notion of special nodes we can describe the algorithm in detail. If for the considered interval $[A, B]$ it holds that $\text{special}(A, B) = 0$, then the pivot is chosen as earlier: $M := \lfloor (A+B)/2 \rfloor$. Otherwise we choose M to be the smallest index such that $2 \cdot \text{special}(A, M) \geq \text{special}(A, B)$. See Algorithm 8. Notice that now we exclude the M -th node from the subsequent recursive calls and run $\text{GROUP}(A, M-1)$ and $\text{GROUP}(M+1, B)$. This is because we would like the value of $\text{special}(A, B)$ to decrease by a factor of 2 in subsequent recursive calls. By the choice of M , $2 \cdot \text{special}(M+1, B) \leq \text{special}(A, B)$ but we cannot be sure that $2 \cdot \text{special}(A, M) \leq \text{special}(A, B)$. However, $2 \cdot \text{special}(A, M-1) \leq \text{special}(A, B)$ surely holds, so we can recurse on $[A, M-1]$ and $[M+1, B]$ and consider the M -th node separately. To make the pseudo-code more concise we process the M -th node by recursively calling $\text{GROUP}(M, M, \text{Data}(M, M))$. This call will subsequently reach line 6 or 12 and terminate.

Algorithm 8 The final version of the recursive GROUP procedure.

```

1: function GROUP( $A, B, \text{Data}(A, B)$ )
2:   if  $A > B$  then
3:     return
4:   if  $\text{special}(A, B) > 0$  then
5:     if  $A = B$  then
6:       PROCESSHEAVYPATH $_{H'}(\delta(\cdot, \text{subtree}(l_A^\uparrow)))$ 
7:       return
8:     else
9:        $M := \min\{k : 2 \cdot \text{special}(A, k) > \text{special}(A, B)\}$ 
10:    else
11:      if  $B - A < m_P$  then
12:        INSIDEGROUP( $A, B, \text{Data}(A, B)$ )
13:        return
14:      else
15:         $M := \lfloor (A + B)/2 \rfloor$ 
16:      compute arguments for subsequent recursive calls
17:      GROUP( $A, M - 1, \text{Data}(A, M - 1)$ )
18:      GROUP( $M, M, \text{Data}(M, M)$ )
19:      GROUP( $M + 1, B, \text{Data}(M + 1, B)$ )

```

Recall that all the subroutines PROCESSHEAVYPATH, INSIDEGROUP and the intermediate computations COMPUTEFROM run in $O(s \cdot m_P^2)$ time (not including subsequent calls), where $s = |I(A, B)|$ is the number of edges currently considered. So now we need to sum the number of edges considered in all recursive calls together.

Final analysis. Consider an edge $e \in T_2$. Note that all calls INSIDEGROUP consider disjoint sets of edges, so e can contribute to at most one of them. Now we count triples (H, A, B) such that $e \in I_H(A, B)$, that is the edge e is considered in the recursive call $\text{GROUP}_H(A, B)$. Let X_e be the set of such triples. Observe, that there are at most $O(1 + \log \frac{n}{m_P})$ heavy paths H on the path from e to the root of T_2 because we consider only heavy paths of size at least m_P . See Figure 9. Thus we have an upper bound on the number of triples with $A = B$ in X_e .

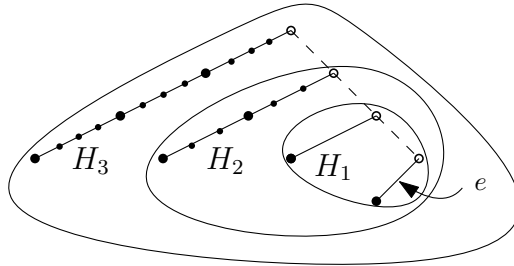


Figure 9: An edge e is considered by all big heavy paths “above” it: H_1, H_2, H_3 and there are $O(1 + \log \frac{n}{m_P})$ of them.

Now we aggregately count triples $(H, A, B) \in X_e$ such that $A \neq B$. First, observe that there is

at most one heavy path H' , such that $e \in I_{H'}(A, B)$ and $\text{special}_{H'}(A, B) = 0$ because all the heavy paths “above” have at least one big heavy path connected to them that contains e . In this case, there are at most $O(1 + \log \frac{n}{m_P})$ recursive calls, as every time length of the interval is roughly halved and cannot become smaller than m_P .

Second, as we pointed earlier, every time $\text{special}_H(A, B) \neq 0$, in every subsequent recursive call this value is at least halved. As all the subtrees of special nodes are disjoint and contain at least m_P edges, there are at most $\frac{n}{m_P}$ of them. Thus, there are also $O(1 + \log \frac{n}{m_P})$ recursive calls with $\text{special}_H(A, B) \neq 0$.

Finally, at the base of the recursion, we call INSIDEGROUP procedure. Recall that if the size of the considered set of edges is x then the complexity of the procedure is $O(m_P^2 \cdot x + m_P \cdot x^2)$. As all the calls are applied to disjoint subsets of edges, each of them consists of at most m_P edges and in total there are $O(n)$ of them, the total complexity of all these calls is $O(nm_P^2)$.

To conclude, during the phase for a heavy path P of T_1 , every edge of T_2 is considered in at most $O(1 + \log \frac{n}{m_P})$ recursive calls. All the intermediate computations inside a recursive call require $O(m_P^2)$ time per edge of T_2 , hence the whole phase for P runs in $O(nm_P^2(1 + \log \frac{n}{m_P}))$ time. Finally we use Lemma 5.3 and conclude that the whole algorithm computing edit distance between unrooted trees runs in $O(nm^2(1 + \log \frac{n}{m}))$ time.

6 Implementation Details

Currently, the above algorithm runs in $O(nm^2(1 + \log \frac{n}{m}))$ time and space if we use hashing to store already computed subproblems. In this section, we show how to deterministically implement it in $O(nm)$ space in the same time. Recall that T_2 is not smaller than T_1 . There will be three difficulties to face.

First, now we cannot preprocess all the pruned subtrees of T_2 because $O(n^2)$ space is already too much for us. Thus, given a pruned subtree G of T_2 , we need to be able to retrieve in a constant time subtrees $G - l_G, G - L_G, L_G, \dots$ and the value of $\delta(\emptyset, G)$ (the cost of contraction of all the edges from G). For that purpose, we will use the classic algorithm for Lowest Common Ancestor [7] that runs in linear space and answers queries for the lowest common ancestor (*LCA*) of two nodes in constant time.

Second, we need to show how to implement the COMPUTEFROM subroutine in $O(nm)$ space, which is an order of magnitude less than the number of subproblems considered in the subroutine: $O(nm^2)$. This step will be done similarly as in Demaine et al.’s algorithm, even though now we consider the unrooted case.

Finally, we need to take into account the depth of the recursion of GROUP procedure and count how much data is kept on the stack. We will show, that on every level of recursion there is $O(m^2)$ data stored. As we proved, there are $O(1 + \log \frac{n}{m})$ levels of recursion, so using inequality $\log x \leq x$ we get that the total memory kept on the stack is $O(m^2(1 + \log \frac{n}{m})) = O(nm)$.

6.1 Preprocessing

Recall that every pruned subtree tree G is represented by its left and right main edges (l_G and r_G). If they overlap, then the tree is of the form $\text{subtree}(d)$ for some dart of T_2 . There are only $O(n)$ trees of this form, so we can preprocess them all, that is for every pruned subtree $G = \text{subtree}(d)$ we store $\delta(\emptyset, G)$ and the pruned subtrees: $G - l_G, G - L_G, L_G, \dots$. Now we focus on one rooting of

T_2 but do not have to decompose it into heavy paths. We first run the preprocessing phase that will allow us later to find $LCA(a, b)$ of two arbitrary nodes a, b in a constant time and overall linear space, as in [7].

Intermediate subtrees. We first show, how to retrieve pruned subtrees $l_G, G-l_G, L_G, G-L_G$ of a pruned subtree G , for the right side it will be symmetric. Clearly, we already have l_G , because we represent the pruned subtree G as a pair of its both main edges l_G and r_G . Similarly, L_G is simply $\text{subtree}(l_G^\uparrow)$ or $\text{subtree}(l_G^\downarrow)$, depending on the position of r_G with respect to l_G .

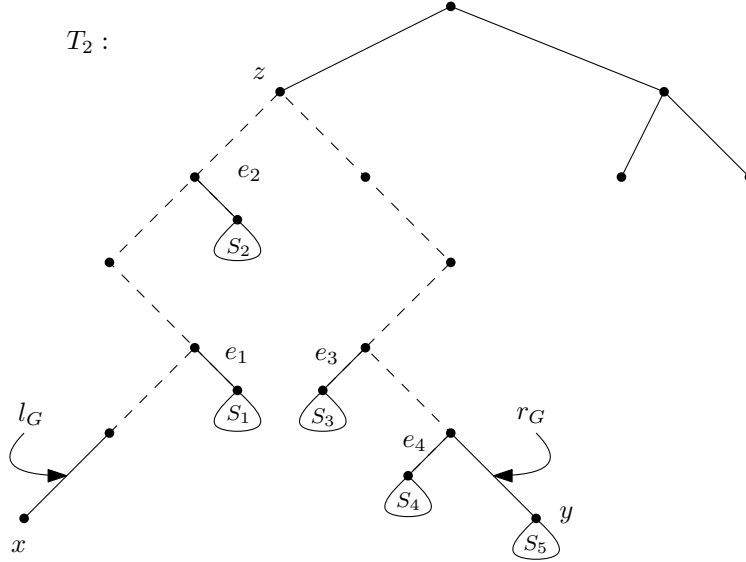


Figure 10: A pruned subtree G with main edges l_G and r_G has all the dashed edges contracted and to the tree belong edges e_i and their subtrees S_i for $i = 1 \dots 5$.

Let x and y be respectively the first and last nodes on the path from l_G to r_G and $z = LCA(x, y)$ be their lowest common ancestor. See Figure 10. To retrieve $G' = G - L_G$ we only need to find its left main edge, because the right one does not change (provided that $l_G \neq r_G$). There are two cases: either $l_{G'}$ is connected to the right of the path ($x \dots z$) or to the left of the path ($z \dots y$). In the first case it is enough to remember for every node the first edge that is connected to the left and to the right to its path to the root of T_2 and then we can check if the edge is below the node z or not. Otherwise, let t be the leftmost leaf in the right subtree of z (preprocessed, found by traversing down the tree going always left if possible, otherwise right). In Figure 10 the node t is inside subtree S_3 . Then $l_{G'}$ is the edge leading to the left child of $LCA(t, y)$. As for the subtree $G - l_G$, if L_G is empty, then $G - l_G = G - L_G$, otherwise we return the left main edge of $\text{subtree}(l_G^\downarrow)$.

Cost of contraction. Now we show how to retrieve the value of $\delta(\emptyset, G)$, the cost of contraction of all the edges from G . Note that it is the sum of costs of contraction of all edges “to the right” of the path between l_G and r_G plus $c_{del}(l_G) + c_{del}(r_G)$. For example, in Figure 10, we need to contract l_G and r_G and all edges e_i and their subtrees S_i for $i = 1 \dots 5$. Observe that in order to contract all edges of G we need to contract all edges to the right of the path ($z \dots x$) and to the left of ($z \dots y$). Also notice that the path ($z \dots x$) is effectively the path ($root \dots x$) without its prefix ($root \dots z$).

Thus we can use prefix sums and for every node store only the cost of contraction of all edges to the left or right to the path from the root of T_2 to the node.

Note that the above observations hold for all possible pruned subtrees of T_2 , for instance also in the case for a subtree G' such that $l_{G'} = r_G$ and $r_{G'} = l_G$ where G is the subtree from Figure 10. To conclude, it is enough to remember a constant number of values in every node to be able to retrieve all intermediate pruned subtrees and compute the cost of contraction of all edges of a pruned subtree of T_2 in a constant time.

6.2 Computations in Limited Space

In this subsection, we describe how to implement the COMPUTEFROM procedure in $O(nm)$ space. Observe that each time we call COMPUTEFROM subroutine, there is a set of pruned subtrees of one tree (either T_1 or T_2) and two pruned subtrees of the other: the initial and target. For instance, when we call $\text{COMPUTEFROM}(\delta(\cdot, \text{subtree}(h_6^\uparrow)), \delta(\cdot, \text{subtree}(h_5^\uparrow)))$, then actually there are considered all pruned subtrees “down” T_1 , $\text{subtree}(h_5^\uparrow)$ is the initial tree and $\text{subtree}(h_6^\uparrow)$ is target. By a pruned subtree “down” T_1 we denote a pruned subtree obtained by a sequence of contractions of a main edge from the root, starting from T_1 ¹. Clearly in this example there are considered $O(m^2)$ pruned subtrees of T_1 and $O(n)$ of T_2 . It is important that the target tree is obtained from the initial one by a sequence of uncontractions of a main edge always in the same direction. Later on, we assume, that in this step we always uncontract the left main edge.

In the beginning we enumerate all pruned subtrees that are considered during this step (separately for T_1 and T_2) to be able to retrieve indices of subsequent trees in the dynamic program in constant time. Now the difficulty lies in the fact that we cannot create the table of size $O(nm^2)$ and we overcome it using an approach based on the one described by Demaine et al. [14]. On a high level, we fix the right main edge of a pruned subtree F of T_1 and consider all possible left main edges of F . Then there are $O(m)$ candidates for l_F and $O(n)$ candidates for pruned subtree G of T_2 . The key insight is that while contracting the left main edge of a tree, its right main edge does not change unless it overlaps with the left one (which is the case when there is only one edge from the root). Using this observation, we can store only the $O(nm)$ values at any time. However, we need to describe the details carefully.

We first describe in detail implementation of the COMPUTEFROM subroutine for the case when the strategy considers only pruned subtrees “down” T_1 , what is sufficient to implement all the algorithms for tree edit distance between rooted trees in $O(nm)$ space. Then we show how to handle also pruned subtrees “up” T_2 , which is needed in our new algorithms for unrooted trees.

Pruned subtrees “down” T_1 . It might be easier to think, that now we describe how to implement $\text{COMPUTEFROM}(\delta(\cdot, \text{subtree}(h_5^\downarrow)), \delta(\cdot, \text{subtree}(h_6^\downarrow)))$ in $O(nm)$ space. In the beginning, we provide an equivalent definition of trees “down” T_1 that will be useful to implement the COMPUTEFROM subroutine, see Figure 11 and Lemma 6.1.

Lemma 6.1. *For every non-empty pruned subtree F “down” T_1 holds that either $l_F = r_F$ or l_F is strictly to the left of the path from the root to r_F .*

Proof. It is enough to show that for every pruned subtree F with this property, $F - l_F$ and $F - r_F$ also have this property. This holds from the analysis of three cases: when $l_F = r_F$, $l_F \neq r_F$ and

¹Recall that by T_1 in this context we again denote $\text{subtree}(r_1)$, where r_1 is the dart corresponding to the initial rooting of T_1 .

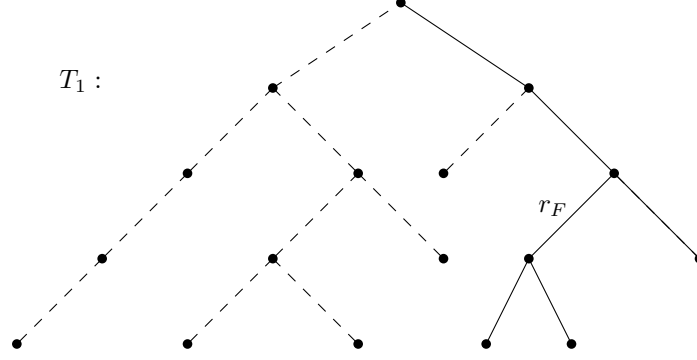


Figure 11: Every pruned subtree F “down” T_1 has its left main edge l_F either equal to r_F or to the left of the path from root to r_F . All the candidates for l_F are marked with the dashed edges.

subtree of the contracted edge is non-empty or $l_F \neq r_F$ and subtree of the contracted edge is empty. \square

Let S_2 be the set of all intermediate pruned subtrees of T_2 obtained by a sequence of uncontractions of the left main edge from the initial tree to target. Now the algorithm considers candidates for the right main edge of the tree in T_1 in bottom-up order. Then it computes edit distance between all pruned subtrees “down” T_1 with the specific right main edge and all trees from S_2 . It also needs to store explicitly values of $\delta(F, G)$ for trees F of the form $\text{subtree}(r^\downarrow) + \{r\}$ for $r \in T_1$ and $G \in S_2$, because the trees with both main edges overlapping need special attention. See Algorithm 9.

Algorithm 9 Detailed description and implementation of COMPUTEFROM procedure.

```

1: function COMPUTEFROM( $\delta(\cdot, \text{target}), \delta(\cdot, \text{initial})$ )
2:    $S_2 :=$  set of all intermediate pruned subtrees of  $T_2$  between initial and target tree
3:   create arrays  $C$  and  $D$  of size  $[m][n]$ 
4:   create array  $RESULT$  of size  $[m^2]$ 
5:   for each edge  $r \in T_1$  in bottom-up order do
6:      $S_1 := \{F : \text{“down” } T_1 \text{ and } r_F = r\}$ 
7:      $F' = \text{subtree}(r^\downarrow) + \{r\}$ 
8:     compute  $C[F', G] := \delta(F', G)$  for all  $G \in S_2$ 
9:      $RESULT[F'] := C[F', \text{target}]$ 
10:    create array  $X$  of size  $[m][n]$ 
11:    compute  $X[F, G] := \delta(F, G)$  for all  $F \in S_1, G \in S_2$ 
12:    for each  $F \in S_1$  do
13:       $RESULT[F] := X[F, \text{target}]$ 
14:     $u :=$  the endpoint of  $r$  that is closer to the root of  $T_1$ 
15:    for each  $G \in S_2$  do
16:       $D[T_1^u, G] := X[T_1^u, G]$ 
17:  return  $RESULT$ 

```

Clearly, this subroutine runs in $O(nm)$ space. The arrays C and D are partially filled in every step of the main loop. C stores edit distance between trees of T_1 with one edge from the root and D

is indexed by a tree T_1^u where u is the endpoint of r that is closer to the root and a tree G from S_2 . Finally, we need to show that all the required values during computations in lines 8 and 11 are available in the local arrays that we store. In these lines, we process subtrees in the order of increasing sizes. Recall that we assume that we always uncontract the left main edge.

First consider the step in line 11. While computing $\delta(F, G)$ for $F \in S_1, G \in S_2 \setminus \{\text{initial}\}$ where $l_F \neq r_F$ we need to retrieve the value of 4 subproblems and we show that each time it is available in one of the local arrays:

- $\delta(F, G - l_G) = X[F, G - l_G]$, because $G - l_G \in S_2$,
- $\delta(F - l_F, G) = X[F - l_F, G]$, because $F - l_F \in S_1$,
- $\delta(F - L_F, G - L_G) = \delta(F', G - L_G) = C[F', G - L_G]$, because $G - L_G \in S_2$,
- $\delta(L_F, L_G) = \Delta[l_F^\downarrow, l_G^\downarrow]$ – possibly $L_G \notin S_2$, so we need to use the value from Δ computed in an earlier stage.

Similarly, to compute $\delta(F', G)$ for $G \in S_2 \setminus \{\text{initial}\}$ in line 8 we have the following subproblems to consider:

- $\delta(F', G - l_G) = C[F', G - l_G]$, because $G - l_G \in S_2$,
- $\delta(F' - l_{F'}, G) = \delta(L_{F'}, G) = D[L_{F'}, G]$ which has already been computed, because we consider edges r in bottom-up order,
- $\delta(F - L_{F'}, G - L_G) = \delta(\emptyset, G - L_G)$ which we can retrieve in constant time after the preprocessing described in Section 6.1,
- $\delta(L_{F'}, L_G) = \Delta[l_{F'}^\downarrow, l_G^\downarrow]$ – as above.

In both variants, in the last case of $\delta(L_F, L_G)$ and $\delta(L_{F'}, L_G)$ we used the values from the Δ table, which were computed by Demaine et al.’s algorithm in the very beginning. However, we can also use the same implementation inside Demaine et al.’s algorithm, but then have to carefully analyze, that indeed the used values have already been computed and stored in the table.

Observe, that the very same implementation works even if there are two input tables, for instance in $\text{COMPUTEFROM}(\delta(\cdot, \text{merged}^R(A, M)), \{\delta(\cdot, \text{merged}^R(A, B)); \delta(\cdot, \text{subtree}(h_{A-1}^\uparrow))\})$. Note that in this case the set S_2 also contains the trees of the form $G - L_G$ and all the subsequent ones. It needs to be slightly larger, because we need to ensure that for every $G \in S_2 \setminus \{\text{initial}\}$ both $G - l_G$ and $G - L_G$ belong to S_2 , which is the case as stated in Observation 4.2. Similarly, note that it does not make any difference when we consider only pruned subtrees of T_1 of size bounded from above, i.e., smaller than n/b (marked with *).

Pruned subtrees “down” and “up” T_2 . Now we need to slightly modify this approach, because in the INSIDEGROUP subroutine we consider also pruned subtrees “up” T_2 : in line 9 of Algorithm 6 we call $\text{COMPUTEFROM}(\delta(T_1^{u(i)}, [l_G, r_G \in I]), \delta(T_1^{u(i+1)}, [l_G, r_G \in I]))$. In this case, we need to consider all possible pruned subtrees of T_2 defined by their two main edges from I . We do it in two steps. First is symmetric to the Algorithm 9 for all pruned subtrees “down” T_2 , that is trees G with l_G to the left of the path from root of T_2 to r_G (marked with dashed lines in Figure 11) and

the tree $\text{subtree}(r_G^\downarrow) + \{r_G\}$ (with $l_G = r_G$). The only difference is that now the roles of T_1 and T_2 are switched.

The second step is for all the remaining pruned subtrees of T_2 , with the left main edge not to the left of the path from the root to r_G (marked with solid lines in Figure 11). By the tree with $l_G = r_G$ we mean $\text{subtree}(r_G^\uparrow) + \{r_G\}$. It is done similarly, but now we need to consider edges r in top-down order and store $D'[F, \text{subtree}(e^\uparrow)]$, to be able to handle also the case of $G' = \text{subtree}(r^\uparrow) + \{r\}$. We also have to simultaneously fill the missing values of $\Delta[u, e^\uparrow]$ inside the procedure, because they have been already filled only for edges from the heavy path H , but not from the connected small subtrees. To conclude, with these two steps we can implement the COMPUTEFROM subroutine in $O(nm)$ space.

We also need to elaborate more on the INSIDEGROUP procedure, in which there are considered pruned subtrees G such that $l_G, r_G \in I$, but then the subsequent subtrees might have a main edge inside $I \cup D$. However, we have already computed the values of these subproblems as mentioned in Observation 5.1, so can retrieve them in a constant time. Notice that from the computations in lines 4-7 it is enough to store only the tables $\delta(T_1^{u(*)}, [r_G = h_{A-1}])$, $\delta(T_1^{u(*)}, [r_G = h_B])$, $\delta(T_1^{u(*)}, [l_G = h_{A-1}])$ and $\delta(T_1^{u(*)}, [l_G = h_B])$ respectively. To sum up, also INSIDEGROUP and thus all the computations inside GROUP procedure fit in the desired $O(nm)$ space.

6.3 Total Memory on Recursion Stack

In the previous subsection we showed how to implement all the intermediate computations inside GROUP, INSIDEGROUP and COMPUTEFROM in $O(nm)$ space. Clearly, these computations are disjoint, that is every time we run COMPUTEFROM we can use the one and very same tables C, D of size $O(nm)$ and we only need to store separately inputs and outputs to the procedure.

Recall that during all the computations in T_2 we not always consider the whole tree T_1 and its all edges. All the computations take into account the heavy path P from T_1 and only the m_P edges from the subtree T_1^u of its top node u . Then we have the following lemma about the size of tables passed to and from the functions:

Lemma 6.2. *For every call of function GROUP, INSIDEGROUP or COMPUTEFROM, size of input and returned tables is $O(m_P^2)$.*

Proof. The lemma clearly holds when we have a table of edit distance between a pruned subtree from T_2 and a set of pruned subtrees of T_1^u because there are $O(m_P^2)$ of them. The only situation in which we consider many pruned subtrees of T_2 is in $\text{COMPUTEFROM}(\delta(T_1^{u(i)}, [l_G, r_G \in I]), \delta(T_1^{u(i+1)}, [l_G, r_G \in I]))$, but then there are also $O(m_P^2)$ of them, as the set I contains at most m_P elements. \square

Thus every recursive call pushes $O(m_P^2)$ values on the stack. From the analysis of Algorithm 8 we know that the depth of the recursion is $O(1 + \log \frac{n}{m_P})$, so for the heavy path P there are in total $O(m_P^2 \cdot (1 + \log \frac{n}{m_P}))$ values stored on the recursion stack. Using the inequality $\log x \leq x$, we finally obtain that throughout the whole algorithm, there is $O(nm_P)$ values on the stack. Adding the auxiliary tables of the overall size $O(nm)$ which are shared among COMPUTEFROM calls, table Δ and all the space used by Demaine et al.'s algorithm, we conclude that the whole algorithm computing edit distance between unrooted trees can be implemented in $O(nm)$ space.

Theorem 6.3. *The algorithm computing edit distance between unrooted trees of sizes n, m where $m \leq n$ runs in $O(nm^2(1 + \log \frac{n}{m}))$ time and $O(nm)$ space.*

7 Lower Bound

In this section, we restate known lower bounds for computing the edit distance between rooted trees (called rooted TED) and prove that they also hold for unrooted trees. First, Demaine et al. [14] proved the following lower bound for decomposition algorithms:

Theorem 7.1 ([14]). *For every decomposition algorithm for rooted TED and $n \geq m$, there exist trees F and G of sizes $\Theta(n)$ and $\Theta(m)$ such that the number of relevant subproblems is $\Omega(m^2 n (1 + \log \frac{n}{m}))$.*

which matches the complexity of the algorithm they provided. Recently, Bringmann et al. [10] proved that a truly subcubic $O(n^{3-\varepsilon})$ algorithm for rooted TED is unlikely:

Theorem 7.2 ([10]). *A truly subcubic algorithm for rooted TED on alphabet size $|\Sigma| = \Omega(n)$ implies a truly subcubic algorithm for APSP. A truly subcubic algorithm for rooted TED on sufficiently large alphabet size $|\Sigma| = O(1)$ implies an $O(n^{k(1-\varepsilon)})$ algorithm for Max-Weight k -Clique.*

7.1 Unrooted Case is Also Hard

Now we show a reduction from rooted TED to the same problem for unrooted trees (unrooted TED). It increases the number of nodes of a tree and size of the alphabet by a constant number, so the lower bounds from the rooted case will also apply for the unrooted case.

Given an instance $I = (T_1, T_2, \Sigma)$ of rooted TED we want to construct an instance $I' = (T'_1, T'_2, \Sigma')$ of unrooted TED such that, given an optimal solution of I' it is possible to obtain an optimal solution of I . Clearly, it is not enough to set $I' = I$, because it might be possible to change rooting of one of the trees (say T'_2) to obtain a smaller edit distance than between rooted T_1 and T_2 . That is actually the hardness in the problem of unrooted TED.

We need a gadget which ensures, that even if we allow all possible rootings, from every optimal rooting of T'_1 and T'_2 it is possible to obtain an optimal solution for T_1 and T_2 . It is enough to add one edge from the root as shown in Figure 12 and appropriately set costs of contraction and relabeling of the fresh label $\$ \notin \Sigma$ to force that edges with $\$$ are matched with their counterparts in the other tree. More precisely, the costs are set as follows: $c_{del}(\$) = \infty$, $c_{match}(\$,\$) = 0$ and $c_{match}(\$,\alpha) = \infty$ for $\alpha \neq \$$.

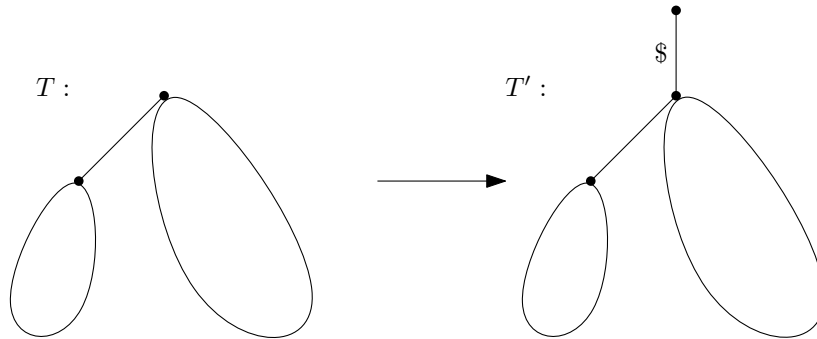


Figure 12: A gadget changing an instance of rooted TED to unrooted TED.

Clearly, in every optimal solution OPT' of I' , the new edges with labels $\$$ are matched with each other. Observe, that no matter how the trees are rooted in OPT' , we can rotate both trees

simultaneously in such a way, that \$ is outgoing from the root as in Figure 12. Informally, we can think of holding the trees by the edge with \$, with the original tree hanging down as in the initial rooting.

To conclude, our reduction adds only one new node to every tree and one new fresh label to the alphabet and allows retrieving an optimal solution of I from an optimal solution of I' . Thus, all lower bounds from the rooted TED hold also for unrooted TED. Particularly, we proved that every decomposition algorithm for unrooted TED runs in $\Omega(m^2n(1 + \log \frac{n}{m}))$ time which matches the complexity of our algorithm. Finally, it is unlikely that there exists a truly subcubic $O(n^{3-\epsilon})$ algorithm for unrooted TED.

References

- [1] Amir Abboud, Thomas Dueholm Hansen, Virginia Vassilevska Williams, and Ryan Williams. Simulating branching programs with edit distance and friends: or: a polylog shaved is a lower bound made. In *48th STOC*, pages 375–388, 2016.
- [2] Tatsuya Akutsu, Daiji Fukagawa, and Atsuhiko Takasu. Approximating tree edit distance through string edit distance. *Algorithmica*, 57(2):325–348, February 2010.
- [3] Rajeev Alur, Loris D’Antoni, Sumit Gulwani, Dileep Kini, and Mahesh Viswanathan. Automated grading of DFA constructions. In *23rd IJCAI*, pages 1976–1982, 2013.
- [4] Taku Aratsu, Kouichi Hirata, and Tetsuji Kuboyama. Approximating tree edit distance through string edit distance for binary tree codes. *Fundam. Inf.*, 101(3):157–171, August 2010.
- [5] Arturs Backurs and Piotr Indyk. Edit distance cannot be computed in strongly subquadratic time (unless SETH is false). In *47th STOC*, pages 51–58, 2015.
- [6] J. Bellando and R. Kothari. Region-based modeling and tree edit distance as a basis for gesture recognition. In *10th ICIAP*, pages 698–703, 1999.
- [7] Michael A. Bender and Martín Farach-Colton. The LCA problem revisited. In *4th LATIN*, pages 88–94, 2000.
- [8] Philip Bille. A survey on tree edit distance and related problems. *Theor. Comput. Sci.*, 337(1-3):217–239, June 2005.
- [9] Norbert Blum and Kurt Mehlhorn. On the average number of rebalancing operations in weight-balanced trees. *Theor. Comput. Sci.*, 11(3):303 – 320, 1980.
- [10] Karl Bringmann, Paweł Gawrychowski, Shay Mozes, and Oren Weimann. Tree edit distance cannot be computed in strongly subcubic time (unless APSP can). In *29th SODA*, 2018.
- [11] Peter Buneman, Martin Grohe, and Christoph Koch. Path queries on compressed XML. In *29th VLDB*, pages 141–152, 2003.
- [12] Sudarshan S. Chawathe. Comparing hierarchical data in external memory. In *25th VLDB*, pages 90–101, 1999.

- [13] Richard Cole, Lee-Ad Gottlieb, and Moshe Lewenstein. Dictionary matching and indexing with errors and don't cares. In *36th STOC*, pages 91–100, 2004.
- [14] Erik D. Demaine, Shay Mozes, Benjamin Rossman, and Oren Weimann. An optimal decomposition algorithm for tree edit distance. *ACM Trans. Algorithms*, 6(1):2:1–2:19, December 2009.
- [15] Serge Dulucq and Hélène Touzet. Decomposition algorithms for the tree edit distance problem. *J. Discrete Algorithms*, 3(2-4):448–471, 2005.
- [16] Paolo Ferragina, Fabrizio Luccio, Giovanni Manzini, and S. Muthukrishnan. Compressing and indexing labeled trees, with applications. *J. ACM*, 57(1):4:1–4:33, November 2009.
- [17] Matthias Höchsmann, Thomas Töller, Robert Giegerich, and Stefan Kurtz. Local similarity in RNA secondary structures. In *2nd CSB*, pages 159–168, 2003.
- [18] Christoph M. Hoffmann and Michael J. O'Donnell. Pattern matching in trees. *J. ACM*, 29(1):68–95, Jan. 1982.
- [19] Egor Ivkin. Approximating tree edit distance through string edit distance for binary tree codes. B.Sc. thesis, Charles University in Prague, 2012.
- [20] Philip Klein, Srikanta Tirthapura, Daniel Sharvit, and Ben Kimia. A tree-edit-distance algorithm for comparing simple, closed shapes. In *11th SODA*, pages 696–704, 2000.
- [21] Philip N. Klein. Computing the edit-distance between unrooted ordered trees. In *6th ESA*, pages 91–102, 1998.
- [22] Philip N. Klein, Thomas B. Sebastian, and Benjamin B. Kimia. Shape matching using edit-distance: An implementation. In *12th SODA*, pages 781–790, 2001.
- [23] Mateusz Pawlik and Nikolaus Augsten. Efficient computation of the tree edit distance. *ACM Trans. Database Syst.*, 40(1):3:1–3:40, March 2015.
- [24] Juan Ramón Rico-Juan and Luisa Micó. Comparison of aesa and laesa search algorithms using string and tree-edit-distances. *Pattern Recogn. Lett.*, 24(9-10):1417–1426, June 2003.
- [25] T. B. Sebastian, P. N. Klein, and B. B. Kimia. Recognition of shapes by editing their shock graphs. *IEEE Trans. Pattern Anal. Mach. Intell.*, 26(5):550–571, May 2004.
- [26] B. A. Shapiro and K. Z. Zhang. Comparing multiple RNA secondary structures using tree comparisons. *Comput. Appl. Biosci.*, 6(4):309–318, Oct. 1990.
- [27] Dennis Shasha and Kaizhong Zhang. Fast algorithms for the unit cost editing distance between trees. *J. Algorithms*, 11(4):581–621, December 1990.
- [28] Daniel D. Sleator and Robert Endre Tarjan. A data structure for dynamic trees. *Journal of Computer and System Sciences*, 26(3):362 – 391, 1983.
- [29] Kuo-Chung Tai. The tree-to-tree correction problem. *J. ACM*, 26(3):422–433, July 1979.

- [30] Robert A. Wagner and Michael J. Fischer. The string-to-string correction problem. *J. ACM*, 21(1):168–173, January 1974.
- [31] Xuchen Yao, Benjamin Van Durme, Chris Callison-Burch, and Peter Clark. Answer extraction as sequence tagging with tree edit distance. In *HLT-NAACL*, pages 858–867, 2013.

A Demaine et al.’s $O(n^3)$ Algorithm

In this section, we describe in detail the algorithm of Demaine et al. [14], which is the fastest known algorithm for computing tree edit distance between rooted trees. Our presentation is different from the original and adapted to the case of tree edit distance with labels on edges instead of nodes.

On a high level, their approach is to avoid the heavy child in currently larger of the two considered pruned subtrees, however once decided to avoid the heavy child in on of the trees, then they avoid the heavy child in this tree until it becomes empty. Again, the algorithm uses the dynamic program from Lemma 2.1 and to compute $\delta(F, G)$ needs to choose a direction, either left or right, for further computations. It allows switching strategy to the other subtree only in the last case of the dynamic program in Lemma 2.1, in the recursive call of $\delta(R_F, R_G)$ or $\delta(L_F, L_G)$.

The strategy is to avoid the heavy child of either of the two trees F or G and the chosen tree will be denoted by X . To choose the tree X we need to check a slightly more complex condition: if either of F or G is empty, then X is the non-empty of the two, otherwise if $|T_1^{\text{apex}(F)}| > |T_2^{\text{apex}(G)}|$ then X is F , else G . Recall that $\text{apex}(F)$ is the top node of the heavy path containing the lowest common ancestor of all edges in F . See Algorithm 10.

Algorithm 10 Our presentation of Demaine et al.’s algorithm [14] for rooted TED.

```

1: function  $\delta(F, G)$ 
2:   if  $F = G = \emptyset$  then return 0
3:   if  $G = \emptyset$  or ( $F \neq \emptyset$  and  $|T_1^{\text{apex}(F)}| > |T_2^{\text{apex}(G)}|$ ) then
4:      $X := F$ 
5:   else
6:      $X := G$ 
7:   if right child of the root of  $X$  is not the heavy one then
8:     return  $\min \begin{cases} \delta(F - r_F, G) + c_{del}(r_F) & \text{if } F \neq \emptyset \\ \delta(F, G - r_G) + c_{del}(r_G) & \text{if } G \neq \emptyset \\ \delta(R_F, R_G) + \delta(F - R_F, G - R_G) + c_{match}(r_F, r_G) & \text{if } F, G \neq \emptyset \end{cases}$ 
9:   else
10:    return  $\min \begin{cases} \delta(F - l_F, G) + c_{del}(l_F) & \text{if } F \neq \emptyset \\ \delta(F, G - l_G) + c_{del}(l_G) & \text{if } G \neq \emptyset \\ \delta(L_F, L_G) + \delta(F - L_F, G - L_G) + c_{match}(l_F, l_G) & \text{if } F, G \neq \emptyset \end{cases}$ 

```

Now we assume that both trees are of size n , $X = F$ and analyze the complexity of the strategy avoiding the heavy child in X . Clearly, $|F|, |G| \leq |T_1^{\text{apex}(X)}|$. Observe that F was obtained from $T_1^{\text{apex}(F)}$ by a sequence of successive contractions according to the strategy. Next, $F - R_F$ is the tree F with the right main edge contracted many times. Thus, both $F - r_F$ and $F - R_F$ are also obtained from $T_1^{\text{apex}(F)}$ by a sequence of successive contractions according to the strategy and

$\text{apex}(F - r_F) = \text{apex}(F - R_F) = \text{apex}(F)$. Then, the only subsequent recursive call $\delta(F', G')$ in which $\text{apex}(F') \neq \text{apex}(F)$ is due to the recursive call $\delta(R_F, R_G)$ or $\delta(L_F, L_G)$. It may also hold that $\text{apex}(R_F) = \text{apex}(F)$ when F has only one child, and the strategy chooses the edge leading to the heavy child of the root.

We say, that a subproblem $\delta(F, G)$ is charged to the node $\text{apex}(X)$. Consider a node v in T_1 . Suppose that v is light because otherwise nothing is charged to it. If v is heavy, then there is no subproblem charged to v , so now suppose that v is light. From all the above observations we have, that among all subproblems (F, G) charged to v , there are $O(|T_1^v|)$ different pruned subtrees F of T_1 . Next, all pruned subtrees G of T_2 are not bigger than $|T_1^v|$ and each of them corresponds to an interval of Euler tour of length n . Thus, there are $O(n|T_1^v|)$ different pruned subtrees of T_2 among subproblems charged to node v and in total there are $O(n|T_1^v|^2)$ subproblems charged to a light node v of T_1 .

Now by summing over all light nodes of T_1 , we obtain that there are $O(n \sum_{v: \text{light node in } T_1} |T_1^v|^2)$ subproblems visited when $X = F$. Because a symmetric argument holds for $X = G$, it remains to upper bound $t(n) := \sum_{v: \text{light node in } T} |T^v|^2$ where T is a tree of size n . Denoting by n_i the total size of the i -th subtree connected to the heavy path containing the root of T , we obtain the following bound: $t(n) \leq n^2 + \sum t(n_i)$. It holds that $n_i \leq (n-1)/2$ as the i -th subtree is rooted at a light node and $\sum_i n_i \leq n-1$ as the subtrees connected to the heavy path are disjoint. Now we prove by induction that $t(n) \leq 2n^2$.

Using the inequality: $a^2 + b^2 \leq (a-1)^2 + (b+1)^2$ for $a \leq b$ we can upper bound the sum $\sum_i n_i^2$ with $2 \cdot (n/2)^2$ iteratively choosing distinct indices i, j such that $0 < n_i \leq n_j < (n-1)/2$, decreasing n_i and increasing n_j by 1. Combining it with the recurrence relation and the induction hypothesis we get:

$$t(n) = \sum_{v: \text{light node in } T} |T^v|^2 = n^2 + \sum_i t(n_i) \leq n^2 + 2 \cdot \sum_i n_i^2 \leq n^2 + 2 \cdot 2 \cdot (n/2)^2 = 2n^2$$

We conclude that there are $n \cdot t(n) = O(n^3)$ subproblems visited when $X = F$ and similarly for $X = G$. The algorithm can be also proved to run in $O(nm^2(1 + \log \frac{n}{m}))$ time for trees of unequal sizes $m \leq n$, separately considering light nodes (apexes) u such that $|T^u| \leq m$ and $|T^u| > m$.