

Detection of Glottal Closure Instants using Deep Dilated Convolutional Neural Networks

Prathosh A. P. , Mohit Goyal* and Varun Srivastava*

Abstract

Glottal Closure Instants (GCIs) correspond to the temporal locations of significant excitation to the vocal tract occurring during the production of voiced speech. Detection of GCIs from speech signals is a well-studied problem given its importance in speech processing. Most of the existing approaches for GCI detection adopt a two-stage approach - (i) Transformation of speech signal into a representative signal where GCIs are localized better, (ii) extraction of GCIs using the representative signal obtained in first stage. The former stage is accomplished using signal processing techniques based on the principles of speech production and the latter with heuristic-algorithms such as dynamic programming and peak-picking. These methods are thus task-specific and rely on the methods used for representative signal extraction. However in this paper, we formulate the GCI detection problem from a representation learning perspective where appropriate representation is implicitly learned from the raw-speech data samples. Specifically, GCI detection is cast as a supervised multi-task learning problem which is solved using a deep dilated convolutional neural network jointly optimizing a classification and regression cost. The learning capabilities of the proposed model is demonstrated with several experiments on standard datasets. The results compare well with the state-of-the-art algorithms while performing better in the case of presence of real-world non-stationary noise.

Index Terms

GCI detection, epoch extraction, dilated convolutional neural networks, multi-task learning.

I. INTRODUCTION

A. Background

Production of voiced speech is accompanied with sustained oscillations of the vocal folds [1] resulting in a quasi-periodic flow of air-pulses which constitutes the excitation signal to the vocal tract [2]. The instant of significant excitation (within each period) is termed the Epoch which coincides with instant of closure of the glottis [3]. Detecting the precise locations of such Glottal Closure Instants (GCIs) from the speech signal is of significant importance as it finds utility in various applications including pitch tracking, voice source estimation [4], speech synthesis [5], prosody modification [6], voiced/unvoiced boundary detection [7], speaker identification [8], speech segmentation and enhancement [9].

B. Review and motivation

Detection of GCI has been studied for decades given its importance [10-18] . Most of the successful GCI detectors adopt a two-stage approach - (i) Obtaining a representative signal from the speech signal in which GCIs are better localized and (ii) detecting GCIs from the representative signal using custom-made heuristic algorithms. The former stage is based on the observation that GCIs do not manifest well in the raw speech-signal domain (Figure 1) but exhibits a better localization in some other domain (Figure 1 in [15]). Many algorithms rely on the source-filter model for speech production [1] and use signal-processing techniques to estimate a correlate of the source-signal, in which GCIs are better manifested. For instance, [11], [12], [16], [19] choose either linear-prediction residual or glottal flow derivative as the representative signal. Other class of algorithms do not explicitly make any model assumption for speech production rather indirectly use the properties of excitation signal (such as its impulsive nature) and estimate appropriate representations (E.g., zero-frequency filtered signal [13], mean-based signal [14], wavelet-decompositions [20], singularity exponents [17]). During the second stage, aforementioned

All authors are with Indian Institute of Technology Delhi, New-Delhi - 110012, India. (e-mail: prathoshap@iitd.ac.in, goyal.mohit999@gmail.com, varunsrivastava.v@gmail.com). * Equal contributions. The data, codes and models used in this paper can be accessed via the following github link - <https://github.com/mohit1997/DCNN>

algorithms employ several heuristics to extract (or refine) the GCIs. These include dynamic programming [11], [12], peak-picking [15], [21] and optimization with regularity constraints [17]. All these methods perform reasonably well albeit they depend largely on their choice of representative signals. However with the recent advances made in the area of data-driven representation learning [22], it is possible to operate directly in the signal space and let the learning machinery obtain the ‘best’ representation given a task and data. This approach has found tremendous success in multiple domains with image, text and audio data [23].

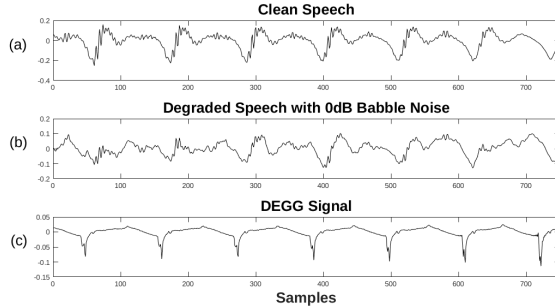


Figure 1: Illustration of a voiced speech segment with corresponding ground truth signal for GCI detection. (a) Clean speech signal, (b) Speech signal corrupted with babble noise at 0 dB SNR, (c) Differentiated electroglottograph signal corresponding to speech signal in (a) .

C. Scope and contributions

Motivated by the above observations, in this paper, we approach the problem of GCI detection from a deep-learning perspective. Specifically, the contributions of this paper are as follows - (i) Formulating the problem of GCI detection as supervised multi-task learning, (ii) use of Deep-Dilated Convolutional Neural Networks (CNNs) along with scaled exponential linear unit activations, (iii) proposing a weighted histogram-based approach for inference, (iv) performing learning and generalization experiments on multiple datasets, (v) comparing with three state-of-the-art algorithms and demonstrating the model-capacity of the trained network through improved metrics.

II. DETECTION METHODOLOGY

GCI detection is cast as supervised event detection problem in time domain, where the event of interest is the GCI and the search space is the discrete samples of a speech signal. Detection and localization tasks are performed using an overlapping-window approach in a deep dilated CNN. The individual components of the method are explained in the sections below.

A. Data preparation

The input (voiced) speech signal is divided into overlapping windows of size W (chosen to be lower than lowest possible pitch period [24]). The windows are strided with stride (S) across the length of the entire speech signal, so that a signal with N samples, will have N_W windows where

$$N_W = \left\lfloor \frac{N - W}{S} \right\rfloor + 1 \quad (1)$$

The task is to output the probability of presence of a GCI y^c , as well as its location y^r ($0 \leq y^r < W$), within each window that serves as a single data point. Ideally, for a window with a GCI, $y^c = 1$ and $y^r = d$ (where d is the distance between the onset of the window and location of the GCI within the window) and for a window without a GCI, $y^c = 0$, and y^r is arbitrary. However, during testing, y^c s are thresholded to obtain the final outputs.

B. Representational learning - Dilated CNNs

Recently, Deep Dilated Convolutional Neural Networks (DCNNs) are shown to learn useful representations for standard speech processing tasks very well [25][26]. Use of dilated convolutions lead to incorporating wider context but coarser resolution as compared to ordinary convolutions. A dilated convolution is defined as

$$F *_p K(z) = \sum_{\mathbf{x}+p\mathbf{y}=z} F(\mathbf{x})K(\mathbf{y}) \quad (2)$$

where $F : \mathbb{Z} \mapsto \mathbb{R}$ is a discrete sequence, p is the dilation, $\Omega_k = \{n \mid n \in \mathbb{Z}, -k \leq n \leq k\}$, and $K : \Omega_k \mapsto \mathbb{R}$ is a discrete kernel.

Since, a dilated convolution is mathematically equivalent to regular convolution with a kernel with zeros inserted in between, stacked dilated convolutions allow an exponential increase in context, while still being linear in the number of parameters.

C. Scaled Exponential Linear Units

We use Scaled Exponential Linear Units (SELU) [27] activation function (Eq. 3) between convolutional layers in order to normalize the activations.

$$\text{selu}(x) = \lambda \begin{cases} x & \text{if } x > 0 \\ \alpha e^x - \alpha & \text{otherwise} \end{cases} \quad (3)$$

where $\alpha \simeq 1.6732$ and $\lambda \simeq 1.050$

SELU ensures the benefits of explicit normalization (E.g., batch-normalization [28]) such as faster training time, robustness to hyperparameter changes as well as vanishing and exploding gradients, without the computational cost of explicit normalization. It also ensures that there is no difference in train and test phase, unlike techniques such as batch normalization.

D. Network Architecture

The proposed DCNN (Figure 2) comprises of convolutional layers that function as feature extractors, so that a fixed sized representation is obtained for a speech window. Max pooling is used after every convolutional layer with a kernel size and stride of 2, in order to halve the signal size, while doubling the dilation at every convolutional layer to increase the context of the representation learnt at any layer. The extracted representation vector is fed into two identical subnetworks (with different output activations) which perform classification and regression. A sigmoid activation is used at the output of the classification branch and a Hard-Tanh [29] function is used for regression (instead of a linear activation) to suppress out-of-window predictions.

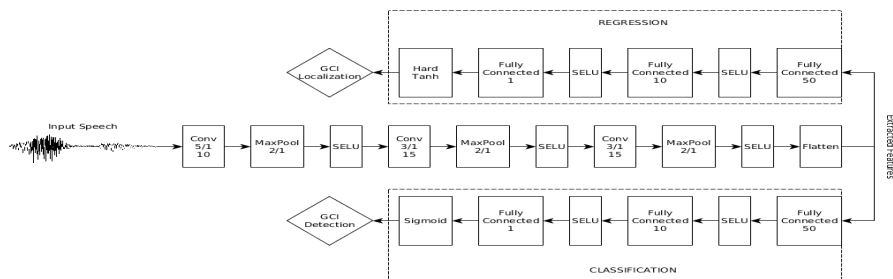


Figure 2: Proposed network architecture: The Convolution layer parameters are depicted as "Conv" - Kernel Size/Dilation, Output Channels.

E. Multi Task Learning

Multi task learning enables the use of same set of features for multiple related tasks [30]. In the present scenario, a single network predicts both the location of the GCI (regression) as well the probability of occurrence of the GCI (classification) within a window. Hence, the loss function \mathcal{L} consists of two primary terms, the classification error (\mathcal{L}_C) which is a weighted sum of cross entropy loss and mean squared misclassification loss, and the regression error (\mathcal{L}_R) which is the mean squared loss between the actual and the predicted location of the GCI within a window. Mathematically,

$$\mathcal{L} = \mathcal{L}_C + \mathcal{L}_R \quad (4)$$

$$\mathcal{L}_C = \frac{w_{c1}}{N_W} \sum_{j=1}^{N_W} (t_j^c \log(y_j^c) + (1 - t_j^c) \log(1 - y_j^c)) + \frac{w_{c2}}{N_W} \sum_{j=1}^{N_W} t_j^c (1 - y_j^c)^2 + \frac{w_{c3}}{N_W} \sum_{j=1}^{N_W} (1 - t_j^c) (y_j^c)^2 \quad (5)$$

$$\mathcal{L}_R = \frac{w_r}{(\sum_{k=1}^{N_W} t_k^c)} \sum_{j=1}^{N_W} t_j^c (t_j^r - y_j^r)^2 \quad (6)$$

where t_j^c is 1 if the j^{th} sample window has a GCI, and is 0 otherwise. t_j^r is the actual location of the GCI within the j^{th} window. w_{c1}, w_{c2}, w_{c3} are the weights of the classification loss, w_r is the weight of the regression loss, N_W is the number of windows (Eq. 1).

By using a shared representation, the network efficiently extract features for solving multiple tasks, while providing superior regularization when compared to techniques such as L_2 norm penalty or Dropout [31].

F. Inference

Since overlapping windows are used, a single GCI would have been predicted multiple times. Therefore, during inference, locations of thresholded y^c are first considered as candidate GCIs. These candidates are then clustered using Algorithm 1 (Figure 3) that computes weighted histogram with the weights of the histogram being equal to y^c . The outputs of the clustering algorithm are considered to be the final predictions for GCIs.

Algorithm 1 GCI Clustering Algorithm: takes the network predictions (y^c, y^r) as input, and constructs a weighted histogram of y^r 's weighted with corresponding value of thresholded y^c s. The final GCI locations are hypothesized to be means of the non-zero contiguous regions obtained by thresholding the bin counts of the histogram.

Require: T_C : Threshold for Histogram Counts

N_B : Histogram Bin Size

Input: $Y := \{ (y_j^c, y_j^r) \mid j \in [1, N_W] \}$

- 1: $B = N_W / N_B$ (Number of Bins)
 - 2: $BinCenters, Counts \leftarrow \text{WeightedHistogram}(Y, B, T_C)$
 - 3: $\mathcal{R} = \{ \mathcal{R}_j \mid j^{\text{th}} \text{contiguous region of nonzero } Counts \}$
 - 4: $G = \{ \frac{1}{|\mathcal{R}_j|} \sum_{m \in \mathcal{R}_j} BinCenters_m Counts_m \mid \forall \mathcal{R}_j \}$
 - 5: **return** G
-

III. EXPERIMENTS AND RESULTS

A. Experimental details

The standard practice to evaluate GCI detection algorithms is to use datasets containing simultaneous recordings of speech and Electroglottography (EGG)[32] signals. The negative peaks of differentiated EGG signals are considered the ground truth for GCI locations (Figure 1 (c)). In this paper, we use voiced speech segments the CMU Arctic [33] and the APLAWD datasets [34] for our experiments. Standard performance metrics - Identification Rate (IDR, higher the better), Miss Rate (MR, lower the better), False Alarm Rate (FAR, lower the better) and Identification Accuracy (IDA, lower the better) are employed, whose description can be found in Figure 2 of [11] and elsewhere [18], [15]. There are a total of 351226 ground-truth GCIs from 13 speakers in the dataset out of which 10% is

used for both training and validation while 80% was used for testing. The data is randomly shuffled to encompass multiple-speakers. The models are implemented using PyTorch [35] using the ADAMAX optimizer [36] with standard parameter settings. Models parameters were initialized as per the scheme outlined in [27]. The optimal values for the thresholds in algorithm were found via a grid-search over the validation data. Detection experiments were carried out on clean speech as well as speech corrupted with additive synthetic white noise and real-world babble noise (background multi-speaker chatter obtained from [37]) with SNRs ranging from 0 to 25 dB in steps of 5 dB. For a given SNR, both the training and testing are carried on the corresponding corrupted speech at the same SNR. The results of the proposed algorithm (DCNN) are compared with three state-of-the-art algorithms, namely, Speech Event Detection using the Residual Excitation And a Mean-based Signal (SEDREAMS) [38], Dynamic Plosion Index (DPI)[15] and Micro-canonical Multiscale Formalism (MMF)[39], by evaluating all three on the same test dataset as that of DCNN.

B. Results

Table 1 describes the results of four algorithms on the CMU dataset on clean speech. It can be seen that DCNN has the highest detection rate of 99.2 % which is significant. This trend is observed even with noisy speech as

Table I: Results on clean speech from CMU Arctic on four GCI detectors.

Metrics	IDR (%)	MR (%)	FAR (%)	IDA (ms)
DCNN	99.2	0.3	0.4	0.6
SEDREAMS	92.6	4.4	2.9	0.8
DPI	98.9	0.7	0.3	0.4
MMF	96.0	2.1	1.7	0.5

can be observed in Figure 4. It is seen that DCNN and DPI are very robust to synthetic stationary white noise whereas a significant difference between the IDRs of DCNN and the other algorithms is observed in the case of non-stationary babble noise. The IDR of DCNN is above 90% even at 0 dB babble noise. This might be ascribed to the representation abilities of a DCNN.

C. Robustness and generalization capabilities

To ascertain the robustness of the learned models we describe a few experiments in this section. The first experiment is to get an estimate of the minimum amount of training data that are required to reach a certain performance - It was observed that only 6 % of the total data is required to reach the optimal performance after which it saturates. This suggests that the models learn with less amount of data in contrast to other state-of-the-art deep-learning models that require a large-amount of data for learning.

The second experiment was designed to test the generalization of a model learned on one SNR on other SNRs. Table 2 lists the performance metrics for the model trained on 0 dB babble noise and tested at different SNRs of babble noise including clean speech. It can be seen that the performance of the algorithms changes over a small range centered around the best numbers. This suggests the models learned generalize well across different SNRs. However, it was observed that the model trained on one kind of noise (babble or white) does not generalize well

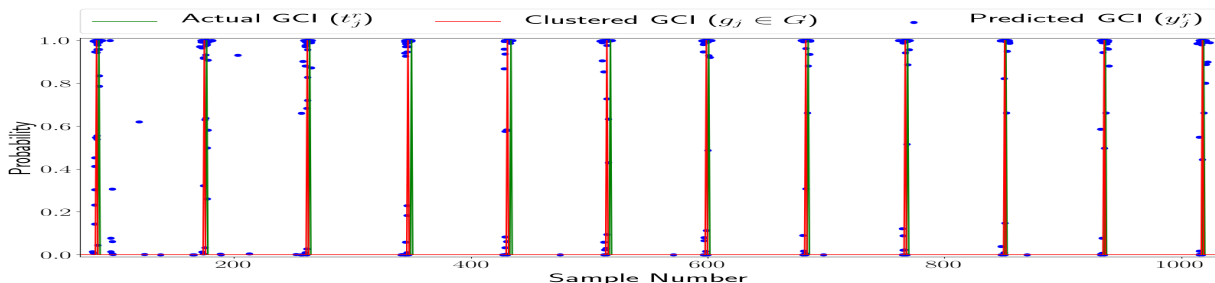


Figure 3: The Clustered Network Predictions on overlapping windows on a small speech sample.

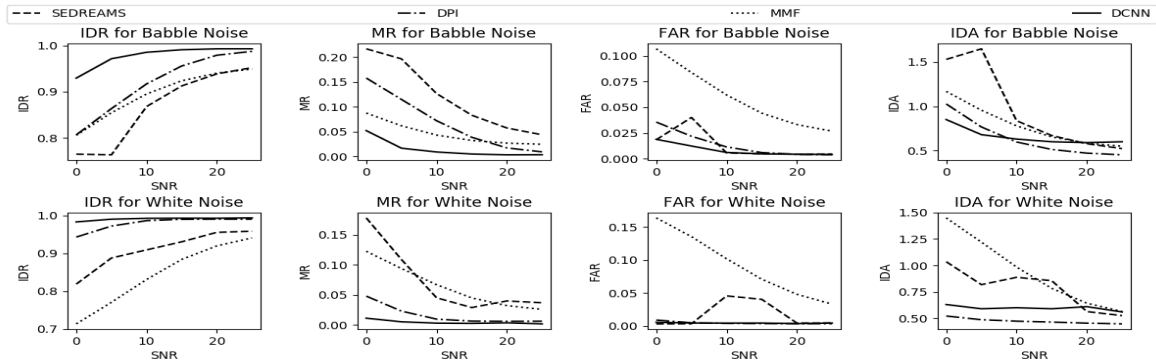


Figure 4: Comparison of Algorithms for different Noise Content in Speech Signal

on the other kind of noise which might be because the filters learned while training one kind of noise, adapt well to that one kind of noise and fail to generalize.

The third experiment was designed to ascertain the performance of the models while testing on data from unseen speakers (and recording settings). For this, a model trained on the CMU Corpus tested on APLAWD dataset. It was seen that it achieves 91.89% on IDR, 6.58% on MR, 1.521% on FAR with 0.65 ms as IDA that is comparable to the state-of-the-art numbers.

Table II: Performance of model trained on 0 dB babble noise and tested on other SNRs

Test SNR (dB)	IDR	MR	FAR	IDA
5	96.43	2.65	0.90	0.72
10	97.95	1.30	0.74	0.66
15	98.34	0.76	0.89	0.65
20	97.96	0.91	1.12	0.68
25	97.65	1.11	1.22	0.70
Clean Speech	96.55	2.32	1.01	0.58

These experiments demonstrate that DCNN models are well-suited for GCI detection problem offering performance better than the state-of-the-art techniques and also its generalization capabilities on various cases. As a consequence of the histogram based clustering algorithm used, the method is forced to make a compromise between accuracy (IDR) and precision (IDA) of the final predictions based on the bin size N_B that is used in the histogram. This is a minor caveat of the proposed method albeit the optimal bin size could be ascertained using validation data.

IV. CONCLUSION

In this paper, a data-driven method for GCI detection from raw-speech using a multi-task supervised learning approach is proposed. A dilated convolutional neural network is employed for learning representations along with a weighted-histogram based method for inference and clustering. Several experiments were conducted to compare the performance with state-of-the-art algorithms on datasets comprising multiple speakers to demonstrate the efficacy of the proposed approach. Given the representation and generalization abilities of the proposed approach, we believe that a similar methodology could be adopted for detecting multiple landmark events occurring in speech and general time-series data, which could provide directions for future work.

REFERENCES

- [1] G. Fant, *Acoustic theory of speech production: with calculations based on X-ray studies of Russian articulations*. Walter de Gruyter, 1971, vol. 2.
- [2] B. H. Story, "An overview of the physiology, physics and modeling of the sound source for vowels," *Acoustical Science and Technology*, vol. 23, no. 4, pp. 195–206, 2002.
- [3] T. V. Ananthapadmanabha and B. Yegnanarayana, "Epoch extraction from linear prediction residual for identification of closed glottis interval," *IEEE Trans. Acoust., Speech, Signal Process.*, vol. 27, no.7, pp. 309–319, Aug.1979.

- [4] D. Wong, J. Markel, and A. Gray, "Least squares glottal inverse filtering from the acoustic speech waveform," *IEEE Transactions on Acoustics, Speech, and Signal Processing*, vol. 27, no. 4, pp. 350–355, 1979.
- [5] Y. Stylianou, "Applying the harmonic plus noise model in concatenative speech synthesis," *IEEE Transactions on speech and audio processing*, vol. 9, no. 1, pp. 21–29, 2001.
- [6] E. Moulines and F. Charpentier, "Pitch-synchronous waveform processing techniques for text-to-speech synthesis using diphones," *Speech communication*, vol. 9, no. 5–6, pp. 453–467, 1990.
- [7] T. Ananthapadmanabha, A. Prathosh, and A. Ramakrishnan, "Detection of the closure-burst transitions of stops and affricates in continuous speech using the plosion index," *The Journal of the Acoustical Society of America*, vol. 135, no. 1, pp. 460–471, 2014.
- [8] M. D. Plumpe, T. F. Quatieri, and D. A. Reynolds, "Modeling of the glottal flow derivative waveform with application to speaker identification," *IEEE Transactions on Speech and Audio Processing*, vol. 7, no. 5, pp. 569–586, 1999.
- [9] K. Deepak and S. M. Prasanna, "Foreground speech segmentation and enhancement using glottal closure instants and mel cepstral coefficients," *IEEE/ACM Transactions on Audio, Speech, and Language Processing*, vol. 24, no. 7, pp. 1205–1219, 2016.
- [10] T. V. Ananthapadmanabha and B. Yegnanarayana, "Epoch extraction of voiced speech," *IEEE Trans. Acoust., Speech, Signal Process.*, vol. ASSP-23, no. 6, pp. 562–570, Dec.1975.
- [11] P. A. Naylor, A. Kounoudes, J. Gudnason, and M. Brookes, "Estimation of glottal closure instants in voiced speech using the DYPSA algorithm," *IEEE Trans. Audio, Speech Lang. Process.*, vol. 15, no.1, pp. 34–43, Jan.2007.
- [12] M. R. P. Thomas, J. Gudnason, and P. A. Naylor, "Estimation of glottal opening and closing instants in voiced speech using the YAGA algorithm," *IEEE Trans. Audio, Speech, Lang. Process.*, vol. 20, no. 1, pp. 82–91, Jan. 2012.
- [13] K. S. R. Murty and B. Yegnanarayana, "Epoch extraction from speech signals," *IEEE Trans. Audio, Speech, Lang. Process.*, vol. 16, no. 8, pp. 1602–1613, Nov. 2008.
- [14] T. Drugman and T. Dutoit, "Glottal closure and opening instant detection from speech signals,," in *Proc. Interspeech Conf.*, 2009.
- [15] A. P. Prathosh, T. V. Ananthapadmanabha, and A. G. Ramakrishnan, "Epoch extraction based on integrated linear prediction residual using plosion index," *IEEE Transactions on Audio, Speech, and Language Processing*, vol. 21, no. 12, pp. 2471–2480, Dec 2013.
- [16] A. Prathosh, P. Sujith, A. Ramakrishnan, and P. K. Ghosh, "Cumulative impulse strength for epoch extraction," *IEEE Signal Processing Letters*, vol. 23, no. 4, pp. 424–428, 2016.
- [17] V. Khanagha, K. Daoudi, and H. M. Yahia, "Detection of glottal closure instants based on the microcanonical multiscale formalism," *IEEE/ACM Transactions on Audio, Speech and Language Processing (TASLP)*, vol. 22, no. 12, pp. 1941–1950, 2014.
- [18] T. Drugman, M. Thomas, J. Gudnason, P. Naylor, and T. Dutoit, "Detection of glottal closure instants from speech signals: A quantitative review," *IEEE Trans. Audio, Speech, Lang. Process.*, vol. 20, no. 3, pp. 994–1006, Mar. 2012.
- [19] A. I. Koutrouvelis, G. P. Kafentzis, N. D. Gaubitch, and R. Heusdens, "A fast method for high-resolution voiced/unvoiced detection and glottal closure/opening instant estimation of speech," *IEEE/ACM Transactions on Audio, Speech and Language Processing (TASLP)*, vol. 24, no. 2, pp. 316–328, 2016.
- [20] C. D'ALESSANDRO and N. Sturmel, "Glottal closure instant and voice source analysis using time-scale lines of maximum amplitude," *Sadhana*, vol. 36, no. 5, pp. 601–622, 2011.
- [21] T. Drugman, M. Thomas, J. Gudnason, P. Naylor, and T. Dutoit, "Detection of glottal closure instants from speech signals: A quantitative review," *IEEE Transactions on Audio, Speech, and Language Processing*, vol. 20, no. 3, pp. 994–1006, March 2012.
- [22] Y. Bengio, A. Courville, and P. Vincent, "Representation learning: A review and new perspectives," *IEEE transactions on pattern analysis and machine intelligence*, vol. 35, no. 8, pp. 1798–1828, 2013.
- [23] I. Goodfellow, Y. Bengio, A. Courville, and Y. Bengio, *Deep learning*. MIT press Cambridge, 2016, vol. 1.
- [24] I. Titze, *Principles of Voice Production*, 1994, p. 188.
- [25] F. Yu and V. Koltun, "Multi-scale context aggregation by dilated convolutions," *arXiv preprint arXiv:1511.07122*, 2015.
- [26] A. Van Den Oord, S. Dieleman, H. Zen, K. Simonyan, O. Vinyals, A. Graves, N. Kalchbrenner, A. Senior, and K. Kavukcuoglu, "Wavenet: A generative model for raw audio," *arXiv preprint arXiv:1609.03499*, 2016.
- [27] G. Klambauer, T. Unterthiner, A. Mayr, and S. Hochreiter, "Self-normalizing neural networks," in *Advances in Neural Information Processing Systems*, 2017, pp. 972–981.
- [28] S. Ioffe and C. Szegedy, "Batch normalization: Accelerating deep network training by reducing internal covariate shift," *arXiv preprint arXiv:1502.03167*, 2015.
- [29] C. Gulcehre, M. Moczulski, M. Denil, and Y. Bengio, "Noisy activation functions," in *International Conference on Machine Learning*, 2016, pp. 3059–3068.
- [30] R. Caruana, "Multitask learning," in *Learning to learn*. Springer, 1998, pp. 95–133.
- [31] N. Srivastava, G. Hinton, A. Krizhevsky, I. Sutskever, and R. Salakhutdinov, "Dropout: A simple way to prevent neural networks from overfitting," *The Journal of Machine Learning Research*, vol. 15, no. 1, pp. 1929–1958, 2014.
- [32] D. G. Childers and A. K. Krishnamurthy, "A critical review of electroglottography," *CRC Crit. Rev. Bioeng.*, vol. 12, pp. 131–164, 1985.
- [33] J. Kominek and A. W. Black, "The cmu arctic speech databases," in *Fifth ISCA Workshop on Speech Synthesis*, 2004.
- [34] G. Lindsey, A. Breen, and S. Nevard, "SPAR's archivable actual-word databases," *Univ. College London, London, Tech. Rep.*, 1987.
- [35] P. C. Team, "Pytorch: Tensors and dynamic neural networks in python with strong gpu acceleration," 2017.
- [36] D. P. Kingma and J. Ba, "Adam: A method for stochastic optimization," *arXiv preprint arXiv:1412.6980*, 2014.
- [37] Noisex-92. [Online]. Available: www.speech.cs.cmu.edu/comp.speech/Section1/Data/noisex.html
- [38] A. Bouzid and N. Ellouze, "Glottal opening instant detection from speech signal," in *2004 12th European Signal Processing Conference*, Sept 2004, pp. 729–732.
- [39] S. Kadiri and B. Yegnanarayana, "Epoch extraction from emotional speech using single frequency filtering approach," vol. 86, 11 2016.