

Subvacuum effects on light propagation

V. A. De Lorenci^{1,*} and L. H. Ford^{2,†}

¹*Instituto de Física e Química, Universidade Federal de Itajubá,
Itajubá, Minas Gerais 37500-903, Brazil*

²*Institute of Cosmology, Department of Physics and Astronomy,
Tufts University, Medford, Massachusetts 02155, USA*

Abstract

Subvacuum effects arise in quantum field theory when a classically positive quantity, such as the local energy density, acquires a negative renormalized expectation value. Here we investigate the case of states of the quantized electromagnetic field with negative mean squared electric field, and their effects on the propagation of light pulses in a nonlinear dielectric material with a nonzero third order susceptibility. We identify two distinct signature of the subvacuum effect in this situation. The first is an increase in the speed of the pulse, which is analogous to the superluminal light propagation in gravity which can arise from negative energy density. This increase in speed leads to a phase shift which might be large enough to observe. The second effect is a change in the frequency spectrum of the pulse. We identify a specific measure of the modified spectrum which can signal the presence of a negative mean squared electric field.

Introduction. — A subvacuum effect in quantum field theory may be defined as a situation where a classically positive quantity, such as the energy density or the squared electric field, acquires a negative expectation value when the formally divergent part is subtracted. This can arise either in the presence of boundaries, such as the Casimir effect [1–3], or in a nonclassical quantum state, such as a squeezed vacuum state [4]. In flat spacetime, the relevant operator is taken to be normal ordered, so its vacuum expectation value vanishes, and a locally negative expectation value represents a suppression of quantum fluctuations below the vacuum level, or a subvacuum effect. Negative energy density and its possible effects in gravity have been extensively studied in recent years. This includes proving various quantum inequality relations, which limit the magnitude and duration of subvacuum effects [5–12]. One particularly striking effect of negative energy density is its ability to increase the speed of light compared to its speed in the vacuum [13–15]. This can be viewed as a “Shapiro time advance”, and is the converse of the effect of positive energy, which produces the Shapiro time delay [16]. Of course, the gravitational effects of negative energy density are normally very small, so there is interest in finding analog effects in non-gravitational systems which might be easier to observe in the laboratory. Some proposals which have been made in the past include effects of vacuum fluctuation suppression on spin systems [17] or on the decay rate of atoms in excited states [18]. Another possibility involves the propagation of light in nonlinear materials, where electric field fluctuations could lead to fluctuations in the speed of light [19–21], and a negative mean squared electric field could increase the average speed of light in a material [22]. Here we focus attention upon the latter effect in a material with a nonzero third order susceptibility, and will discuss two phenomenological signatures of the subvacuum effect. We consider a probe wave packet propagating through a region with a negative mean squared background electric field, and show that the subvacuum effect produces both a phase advance of the packet, and particular features in its frequency spectrum.

Phase shift. — We start with the wave equation for an electric field in a nonlinear dielectric material [19],

$$\left(\nabla^2 - \frac{\partial^2}{\partial t^2}\right)E_i = \frac{\partial^2}{\partial t^2}P_i, \quad (1)$$

where we assume that $\nabla \cdot \mathbf{E} = 0$, and P_i represents the i -th component of the polarization vector, whose power series expansion in the electric field is given by (see for instance Ref.

[23])

$$P_i = \chi_{ij}^{(1)} E_j + \chi_{ijk}^{(2)} E_j E_k + \chi_{ijkl}^{(3)} E_j E_k E_l + \dots \quad (2)$$

Unless otherwise noted, we work in Lorentz-Heaviside units with $\hbar = c = 1$. The coefficients $\chi_{ij}^{(1)}$ are the components of the linear susceptibility tensor, while $\chi_{ijk}^{(2)}$ and $\chi_{ijkl}^{(3)}$ are the components of the second- and third-order nonlinear susceptibility tensors, respectively. We will be interested in centrosymmetric materials, for which the $\chi_{ijk}^{(2)}$ coefficients are identically zero. Additionally, if we specialize to the case where the electric field propagates in the x -direction and is linearly polarized in the y -direction, we obtain

$$\left[\frac{\partial^2}{\partial x^2} - \epsilon \frac{\partial^2}{\partial t^2} \right] E = \chi_{yyyy}^{(3)} \frac{\partial^2}{\partial t^2} E^3, \quad (3)$$

where we defined $\epsilon = 1 + \chi_{yy}^{(1)}$. In order to keep the notation simpler, in what follows we will suppress the lower-indices of the susceptibility coefficients.

Suppose the electromagnetic field is prepared in a quantum state such that only two modes are excited, which will be called the probe (mode 1) and background (mode 2) fields. Let the probe field be a coherent state of amplitude z described by the state vector $|z\rangle$, and the background field be a single mode squeezed vacuum state defined by $|\zeta\rangle$. In general, z and ζ are complex parameters, but we take them to be positive real numbers for simplicity, and set $\zeta = r$. Let us denote the state of the electromagnetic field as $|\psi\rangle = |z\rangle|\zeta\rangle$. Ignoring all other modes, the electric field operator can be expanded as $\hat{E} = \mathcal{E}_1 \hat{a}_1 + \mathcal{E}_2 \hat{a}_2 + \mathcal{E}_1^* \hat{a}_1^\dagger + \mathcal{E}_2^* \hat{a}_2^\dagger$, where \mathcal{E}_i are the mode functions for mode i , and \hat{a}_i and \hat{a}_i^\dagger are the corresponding annihilation and creation operators, respectively. The expectation value of the electric field operator when the system is prepared in the state $|\psi\rangle$ is

$$\mathcal{E}_c = \langle \psi | \hat{E} | \psi \rangle = z (\mathcal{E}_1 + \mathcal{E}_1^*) \quad (4)$$

where \mathcal{E}_c can be viewed as the classical probe field. Similarly, the expectation value of normal ordered \hat{E}^3 is given by

$$\langle \psi | : \hat{E}^3 : | \psi \rangle = \mathcal{E}_c^3 + 3\mathcal{E}_c \langle E_q^2 \rangle, \quad (5)$$

where

$$\langle E_q^2 \rangle = \langle \zeta | : (\mathcal{E}_2 \hat{a}_2 + \mathcal{E}_2^* \hat{a}_2^\dagger)^2 : | \zeta \rangle = 2 \sinh r [|\mathcal{E}_2|^2 \sinh r - \text{Re}(\mathcal{E}_2^2) \cosh r] \quad (6)$$

is the mean squared quantum electric field. The subvacuum effect arises when $\langle E_q^2 \rangle < 0$. Let the mode function for the background field be a plane wave of the form $\mathcal{E}_2(x, t) = E_0 e^{i(k_b x - \Omega t)}$, so it is propagating in the $+x$ -direction with angular frequency Ω . Then we have

$$\langle E_q^2 \rangle = 2E_0^2 \sinh^2 r \{1 - \coth r \cos[2(k_b x - \Omega t)]\}. \quad (7)$$

Because $\coth r > 1$, we will have regions where $\langle E_q^2 \rangle < 0$ which travel at speed Ω/k_b in the $+x$ -direction. The magnitude and duration of the $\langle E_q^2 \rangle < 0$ regions are constrained by quantum inequalities of the form $\langle E_q^2 \rangle > -C/\tau^4$, where τ is the temporal duration of the negative expectation value at one spatial point, and C is a positive constant smaller than one. In the case of Eq. (7), $\tau \lesssim 1/\Omega$ and states with $r \approx O(1)$ come closest to saturating the quantum inequality bounds [24].

The wave equation for the classical field \mathcal{E}_c is obtained after using the above results in the quantum expectation value of Eq. (3), and becomes

$$\left[\frac{\partial^2}{\partial x^2} - (\epsilon + 3\chi^{(3)} \langle E_q^2 \rangle) \frac{\partial^2}{\partial t^2} \right] \mathcal{E}_c = \chi^{(3)} \frac{\partial^2}{\partial t^2} \mathcal{E}_c^3, \quad (8)$$

where we have assumed that the classical probe field varies rapidly compared to the background field. Let us consider the case where the cubic term on the right hand side of this equation may be neglected, so \mathcal{E}_c approximately satisfies the linear equation

$$\left[\frac{\partial^2}{\partial x^2} - (\epsilon + 3\chi^{(3)} \langle E_q^2 \rangle) \frac{\partial^2}{\partial t^2} \right] \mathcal{E}_c \approx 0. \quad (9)$$

Then over a region small compared to the wavelength of the background field, so $\langle E_q^2 \rangle$ is approximately constant, this equation describes waves with a phase velocity of v_{eff} , where

$$v_{\text{eff}} = \frac{1}{\sqrt{\epsilon + 3\chi^{(3)} \langle E_q^2 \rangle}} \approx v_0 \left(1 - \frac{3\chi^{(3)}}{2\epsilon} \langle E_q^2 \rangle \right). \quad (10)$$

Here $v_0 = 1/\sqrt{\epsilon}$ is the phase velocity in the absence of the background field, and we have assumed $\chi^{(3)} |\langle E_q^2 \rangle| \ll 1$. In regions where $\langle E_q^2 \rangle < 0$, we have that the speed of the probe field is increased, $v_{\text{eff}} > v_0$. This is the analog of the superluminal propagation of light in the presence of negative energy density in general relativity.

Consider a wave packet solution of the linearized equation for \mathcal{E}_c of the form

$$\mathcal{E}_c(x, t) = F(kx - \omega_0 t) e^{i(kx - \omega_0 t)}, \quad (11)$$

where F is an envelope function which varies more slowly than the exponential factor. In writing this form, we have assumed that dispersion can be ignored over the bandwidth of the wave packet, so that both the phase and group velocities are approximately $v_{\text{eff}} = \omega_0/k$. If $\omega_0 \gg \Omega$, we can select the envelope function so that the entire packet lies in a region where $\langle E_q^2 \rangle$ is both negative and approximately constant. Further let $\Omega/k_b \approx v_0$ so that this region moves at the same speed as does the wave packet. This is possible if $\epsilon(\Omega) \approx \epsilon(\omega_0)$. Note that this does not require that ϵ be constant over the entire interval from Ω to ω_0 . If these conditions are satisfied, then the probe packet moves together with the region where $\langle E_q^2 \rangle < 0$. This will allow the phase shift effect of the background field on the wave packet to accumulate.

Note that as the packet enters a region where $\langle E_q^2 \rangle \neq 0$, the peak frequency ω_0 is unchanged, but the wavenumber changes from $k = k_0 = \omega_0/v_0$ to

$$k = \frac{\omega_0}{v_{\text{eff}}} \approx k_0 \left(1 + \frac{3\chi^{(3)}}{2\epsilon} \langle E_q^2 \rangle \right). \quad (12)$$

After a travel distance of $\Delta x = d$, this leads to a phase shift of the packet of

$$\Delta\varphi = (k - k_0) d \approx 3 \frac{\chi^{(3)}}{2\epsilon} \langle E_q^2 \rangle k_0 d = 3\pi \frac{\chi^{(3)}}{\sqrt{\epsilon}} \langle E_q^2 \rangle \left(\frac{d}{\lambda} \right), \quad (13)$$

where $\lambda = 2\pi\sqrt{\epsilon}/k_0$ is the wavelength of the probe field in empty space. To estimate the possible magnitude of this phase shift, we may use

$$\Delta\varphi \approx \frac{1}{\sqrt{\epsilon}} \left(\frac{\chi^{(3)}}{3 \times 10^{-19} \text{m}^2 \text{V}^{-2}} \right) \left(\frac{\langle E_q^2 \rangle}{1(\mu\text{m})^{-4}} \right) \left(\frac{d}{10\text{m}} \right) \left(\frac{0.1\mu\text{m}}{\lambda} \right). \quad (14)$$

The conversion to SI units is aided by noting that in our units $\epsilon_0 = 1$, which implies that $1\text{V} \approx 1.67 \times 10^7 \text{m}^{-1}$

We can see from Eq. (14) that if a sufficiently large travel distance d can be arranged, then a potentially observable phase shift could result. Recall that this result was derived assuming that the nonlinear term in Eq. (8) can be neglected. This seems to require that $\mathcal{E}_c^2 \ll |\langle E_q^2 \rangle|$, and hence that $z \ll 1$. This in turn requires that the mean number of photons in the probe wave packet be small compared to one. Nonetheless, it may be possible to build up an interference pattern with an extremely low count rate, but a long integration time. Another possibility is that one might be able to take advantage of the dependence of the phase shift upon the background field even if the effect of the nonlinear term is not negligible.

Effects on the spectrum of the probe wave packet. — Let $f(x, t) = (3\chi^{(3)}/2\epsilon)\langle E_q^2 \rangle(x, t)$, so that Eq. (10) becomes $v_{\text{eff}} \approx v_0 [1 - f(x, t)]$. We can write an approximate WKB solution of Eq. (9) as

$$\mathcal{E}_c(x, t) = \mathcal{E}_0 e^{ik_0[x - v_0(1-f)t]} \approx \mathcal{E}_0 e^{i(k_0 x - \omega_0 t)} (1 + ik_0 v_0 f t) , \quad (15)$$

where in the last step we assume $|f(x, t)| t \ll 1$. When the background field is described by a single plane wave mode state, as in Eq. (7), $f(x, t)$ has the form

$$f(x, t) = A + B \cos [2 (k_b x - \Omega t)] , \quad (16)$$

where A and B are constants. In the case of a squeezed vacuum state, as in Eq. (7), we have $B > A$ and regions where $\langle E_q^2 \rangle < 0$. However, the form Eq. (16) could hold for a broader range of states, including more classical states where $A > B$ and $\langle E_q^2 \rangle > 0$ everywhere. Here we show that there are features in the frequency spectrum of the probe wave packet which can distinguish these two cases.

The frequency spectrum can be defined by a Fourier transform at a fixed spatial location of the form

$$\hat{\mathcal{E}}_c(\omega) = \int_{-\infty}^{+\infty} e^{i\omega t} \mathcal{E}_c(0, t) dt . \quad (17)$$

Use Eqs. (15) and (16) to find

$$\begin{aligned} \hat{\mathcal{E}}_c(\omega) = & 2\pi \mathcal{E}_0 \left\{ \delta(\omega - \omega_0) + k_0 v_0 A \delta'(\omega - \omega_0) \right. \\ & \left. + \frac{1}{2} k_0 v_0 B [\delta'(\omega - \omega_0 + 2\Omega) + \delta'(\omega - \omega_0 - 2\Omega)] \right\} , \end{aligned} \quad (18)$$

where $\delta'(\omega) = d\delta(\omega)/d\omega$ is the derivative of a δ -function. Equation (18) is the rather singular spectrum associated with the monochromatic solution, Eq. (15). A more realistic solution would be a wave packet with a finite bandwidth. The spectrum of such a solution can be obtained from Eq. (18) by replacing $\delta(\omega - \omega_0)$ by $g(\omega - \omega_0)$, a sharply peaked function with finite width, such as a Lorentzian function. The expected functional form of g and its first derivative are plotted in Figs. 1 and 2, respectively. In terms of the function g , the frequency spectrum for a wave packet becomes

$$\begin{aligned} \hat{\mathcal{E}}_c(\omega) = & 2\pi \mathcal{E}_0 \left\{ g(\omega - \omega_0) + k_0 v_0 A g'(\omega - \omega_0) \right. \\ & \left. + \frac{1}{2} k_0 v_0 B [g'(\omega - \omega_0 + 2\Omega) + g'(\omega - \omega_0 - 2\Omega)] \right\} . \end{aligned} \quad (19)$$

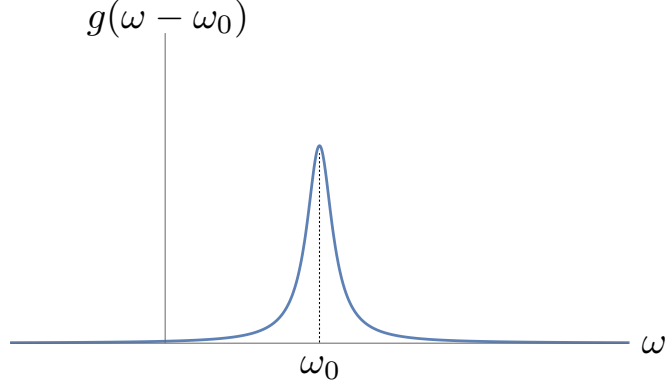


FIG. 1: Shape of the function $g(\omega - \omega_0)$, here described by a symmetric function centered at ω_0 .

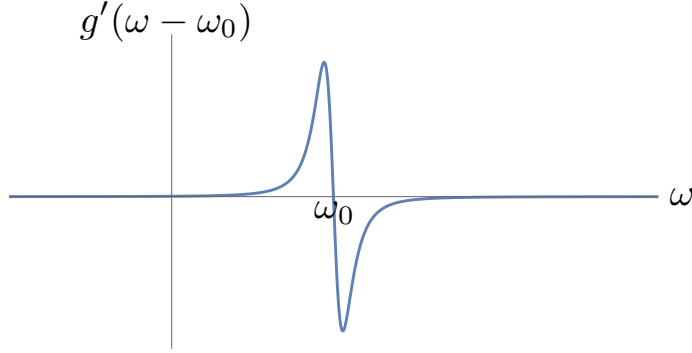


FIG. 2: Shape of the function $g'(\omega - \omega_0)$.

Let us note some of the qualitative features of the spectrum in Eq. (19). When $A = 0$, there is a central peak at $\omega = \omega_0$. The term proportional to $g(\omega - \omega_0)$ gives a symmetric contribution to this peak, but the term proportional to A produces a distortion which enhances the left ($\omega < \omega_0$) side and suppresses the right ($\omega > \omega_0$) side. To leading order, this is a shift of the peak to the left. Let A_L and A_R be the areas of the left and right sides, respectively, of $\omega = \omega_0$. The two terms in Eq. (19) proportional to B produce side bands at $\omega = \omega_0 \pm 2\Omega$. Each side band consists of a positive and a negative peak. Let A_S be the area of one positive side band peak. All of these features are illustrated in Fig. 3. Note that A_S may be written as

$$A_S = \int_{-\infty}^{\omega_0 - 2\Omega} \hat{\mathcal{E}}_c(\omega) d\omega = \pi \mathcal{E}_0 \omega_0 B g(0). \quad (20)$$

Similarly, the areas of the left and right sides of the central peak may be written as

$$A_L \approx \int_{\omega_1}^{\omega_0} \hat{\mathcal{E}}_c(\omega) d\omega \quad (21)$$

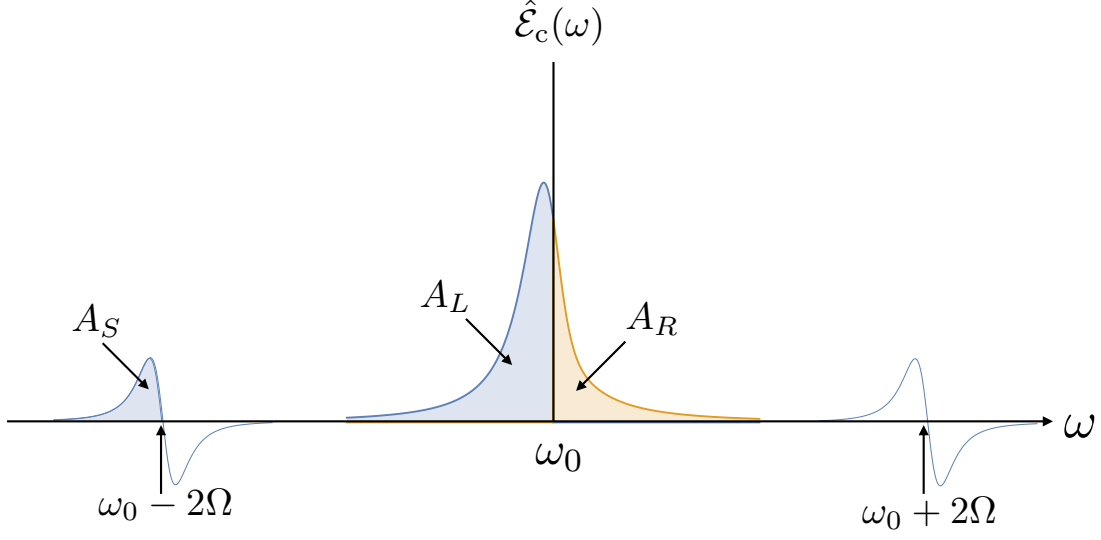


FIG. 3: The frequency spectrum of a probe wave packet is illustrated. The effect of the background field is to produce a shift of the central peak, and two side bands at $\omega = \omega_0 \pm 2\Omega$. The area of the central peak where $\omega < \omega_0$ is A_L and that where $\omega > \omega_0$ is A_R . The area of one positive peak of a side band is A_S .

and

$$A_R \approx \int_{\omega_0}^{\omega_2} \hat{\mathcal{E}}_c(\omega) d\omega, \quad (22)$$

respectively, where ω_1 is chosen between the lower side band and the central peak, and ω_2 is between the central peak and the upper side band. Both A_L and A_R contain contributions from the symmetric $g(\omega - \omega_0)$ term in Eq. (19). However, if we take the difference, $A_L - A_R$, these contributions cancel and only the contribution from the term proportional to A remains, leading to

$$A_L - A_R = 4\pi\mathcal{E}_0\omega_0 A g(0). \quad (23)$$

We may now use Eqs. (20) and (23) to write

$$\frac{B}{A} = \frac{4A_S}{A_L - A_R}. \quad (24)$$

Recall that when $B > A$, a subvacuum effect is present in that $\langle E_q^2 \rangle < 0$ somewhere, but when $B \leq A$, the subvacuum effect is absent. Equation (24) shows how detailed features in the frequency spectrum of the probe wave packet can distinguish between these two situations.

In summary, we have discussed two potentially observable consequences of a subvacuum phenomenon, in this case a negative squared electric field. Both of these effects involve propagation of a probe pulse in a material with nonzero third order susceptibility. The first effect is an increase in the speed of the pulse, and is analogous to the effect of negative energy density on light propagation in general relativity. This increased speed leads to a phase shift of the pulse which might be observable. The second effect involves a change in the frequency spectrum of the pulse. We have identified features in this spectrum which, if observed, can be taken as evidence of the presence of a negative mean squared electric field, and hence a subvacuum effect.

We would like to thank Peter Love for comments on the manuscript. This work was supported in part by the Brazilian agency *Conselho Nacional de Desenvolvimento Científico e Tecnológico* (CNPq, grant 302248/2015-3) and by the National Science Foundation (grant PHY-1607118).

* Electronic address: delorenci@unifei.edu.br

† Electronic address: ford@cosmos.phy.tufts.edu

- [1] L. S. Brown and G. J. Maclay, Phys. Rev. **184**, 1272 (1969).
- [2] V. Sopova and L. H. Ford, Phys. Rev. **D66**, 045026 (2002); arXiv:quant-ph/0204125.
- [3] V. Sopova and L. H. Ford, Phys. Rev. **D72**, 033001 (2005); arXiv:quant-ph/0504143.
- [4] C. M. Caves, Phys. Rev. D **23**, 1693 (1981).
- [5] L. H. Ford, Proc. R. Soc. **A364**, 227 (1978).
- [6] L. H. Ford, Phys. Rev. **D43**, 3972 (1991).
- [7] L. H. Ford and T. A. Roman, Phys. Rev. **D51**, 4277 (1995).

- [8] L. H. Ford and T. A. Roman, Phys. Rev. **D55**, 2082 (1997).
- [9] E. E. Flanagan, Phys. Rev. **D56**, 4922 (1997).
- [10] C. J. Fewster and S. P. Eveson, Phys. Rev. D **58**, 084010 (1998); arXiv:gr-qc/9805024.
- [11] M. J. Pfenning, Phys. Rev. **D65**, 024009 (2001).
- [12] C. J. Fewster and S. Hollands, Rev. Math. Phys. **17**, 577 (2005).
- [13] R. Penrose, R. D. Sorkin and E. Woolgar, arXiv:gr-qc/9301015.
- [14] K. D. Olum, Phys. Rev. Lett. **81**, 3567 (1998); arXiv:gr-qc/9805003.
- [15] M. Visser, B. Bassett and S. Liberati, AIP Conf. Proc. **493**, 301 (1999); arXiv:gr-qc/9908023.
- [16] I. I. Shapiro, Phys. Rev. Lett. **13**, 789 (1964).
- [17] L. H. Ford, P. G. Grove and A. C. Ottewill, Phys. Rev. **D46**, 4566 (1992).
- [18] L. H. Ford and T. A. Roman, Ann. Phys. **326** 2294 (2011); arXiv:0907.1638.
- [19] L. H. Ford, V. A. De Lorenci, G. Menezes, and N. F. Svaiter, Ann. Phys. **329**, 80 (2013), arXiv:1202.3099.
- [20] C. H. G. Bessa, V. A. De Lorenci, L. H. Ford and N. F. Svaiter, Ann. Phys. **361**, 293 (2015), arXiv:1408.6805.
- [21] C. H. G. Bessa, V. A. De Lorenci, L. H. Ford and C. C. H. Ribeiro, Phys. Rev. D **93**, 064067 (2016), arXiv:1602.03857.
- [22] C. H. G. Bessa, V. A. De Lorenci, and L. H. Ford, Phys. Rev. D **90**, 024036 (2014), arXiv:1402.6285.
- [23] Robert W. Boyd, *Nonlinear optics*, 3rd ed. (Academic Press, New York, 2008).
- [24] A. Korolov and L. H. Ford, manuscript in preparation.