

Weak labeling for crowd learning

Iker Beñaran-Muñoz, Jerónimo Hernández-González, and Aritz Pérez

Abstract—Crowdsourcing has become very popular among the machine learning community as a way to obtain labels that allow a ground truth to be estimated for a given dataset. In most of the approaches that use crowdsourced labels, annotators are asked to provide, for each presented instance, a single class label. Such a request could be inefficient, that is, considering that the labelers may not be experts, that way to proceed could fail to take real advantage of the knowledge of the labelers. In this paper, the use of weak labeling for crowd learning is proposed, where the annotators may provide more than a single label per instance to try not to miss the real label. The main hypothesis is that, by allowing weak labeling, knowledge can be extracted from the labelers more efficiently by than in the standard crowd learning scenario. Empirical evidence which supports that hypothesis is presented.

Index Terms—Crowd learning, crowdsourcing, weak labeling,



1 INTRODUCTION

IN the last few decades, the web and the community behind it have become a huge source of data. Among different ways of taking advantage of it, *crowdsourcing* has emerged as a popular strategy to get things done in a collaborative way thanks to the involvement of a crowd of *workers*. Commonly, in exchange for a certain type of incentive, the workers complete short and simple tasks, usually called *human intelligence tasks* (HITS). Crowdsourcing has been widely used to solve different kinds of problems, such as text correction [1], text translation [2] or malaria diagnostics [3], and platforms such as Amazon Mechanical Turk or CrowdFlower have boosted the popularity of this paradigm. The machine learning community has seen in this strategy an unparalleled opportunity to label datasets which otherwise would remain unsupervised. The task of labeling, which is key in standard supervised classification, cannot always be carried out in the traditional way due to its complexity and/or cost. In the absence of the real fully reliable labeling of a dataset (a.k.a. ground truth), crowd labeling consists of obtaining the labels of the training examples from a crowd of workers, a.k.a. annotators or labelers in this context [4], [5]. As the reliability of the annotators cannot be guaranteed, a number of them are usually asked to label the same example in the hope that the consensus label is the correct one.

Subsequently, the problem of learning from a dataset labeled by a crowd is a challenge in itself. Known in the related literature as *crowd learning* or *learning from crowds* [6], the objective is to estimate a realistic ground truth from examples labeled by multiple annotators in order to learn a classification model. If the collected labels fulfill certain conditions, crowd learning can be as reliable as learning from a single expert in a traditional way [4], [5]. Depending on the domain, it might be even more efficient, in terms of time and cost, than the traditional approach. The EM-based proposal by [7], which estimates for each worker the probability of confusing two class labels in order to estimate a ground truth, and learns a model simultaneously, has become a standard in the field. Many posterior frameworks are based on it [6], [8]. There are some

methods [9] which disregard the individual information about the annotators and aggregate the labels to learn with a probability distribution over the class labels for each example. However, it is more common to try to infer the expertise of each individual worker [10], [11], [12], [6], [13]. Instance difficulty has also been modeled [11], as well as the competence of the workers and the bias of their annotations [13].

Thus, most of the effort is in modeling and dealing with the (un)reliability of the annotators, as it is generally accepted that annotators may have limited knowledge about the assigned task. However, they are asked to provide a single label —the most reliable one— given an (incomplete) instance. These two ideas may seem contradictory: being strict with someone who might not be able to help us. In this paper, the central idea is that a more relaxed request could allow for the extraction of more knowledge from the available annotators. For example, if an annotator is in doubt between two or more labels and they are forced to choose only one, they may pick the wrong one. On the contrary, if they are allowed to provide more than one label per instance, following the same example, the worker could select both. In this way, one might expect a lower number of mistakes, that is, they will include the correct class label in their sets of selected labels with high probability. Moreover, knowing that an annotator doubts between a few class labels provides useful information about the underlying distribution of labels and the ground truth.

Frameworks where the single-label request is relaxed have already been proposed, such as the works by [14] and [15], where annotators can say how sure they are about their annotations, or other works where annotators are allowed to claim that they do not know the answer [16], [17]. Our proposal, inspired by the subfield of weak supervision [18], may be seen as a step forward in this direction. Weakly supervised problems are characterized by the lack of a full labeling. One of them is the partial or candidate labels [19] problem, which assumes that all the training examples are provided together with a set of labels, with the guarantee that the real label is in that set. This concept is extended to the context of crowd learning and allows annotators to provide as many labels as they want when they are not able to choose a single one.

The main intuition behind this study is that learning from crowds can be more efficient in terms of time and number of annotators if annotators are allowed to provide this kind of labeling.

- I. Beñaran-Muñoz and A. Pérez are with the Basque Center for Applied Mathematics, Bilbao, Spain. {ibenaran, aperez}@bcmath.org
- Jerónimo Hernández-González is with the University of the Basque Country UPV/EHU, Donostia, Spain. E-mail: jeronimo.hernandez@ehu.es

In [20], they already provided some evidence that workers answer faster using weak labeling (which they call “checkbox interface”) than using full labeling (which they call “radio button interface”). The aim of this paper is to show that not only is this method less costly, but that more knowledge can be extracted and hence better results can be obtained. The main contribution of this work is the notion of weak labeling applied to crowd learning, which offers a new framework, along with weak voting, for inferring the ground truth. Moreover, an empirical study of the performance of this method is presented, comparing the results of the popular majority voting strategy for annotators that carry out a full labeling against a voting scheme adapted for weakly labeled examples.

The article is structured as follows: First, the problem is formally described. Then, in Section 3, an explanation is given about the simulation of annotators to produce weak labeling by modeling instance difficulty and annotator behavior. Next, the results of the experimentation are discussed. Finally, in Section 4 conclusions are drawn and possible future steps are discussed.

2 WEAK LABELING FOR CROWD LEARNING

Crowd labeling makes use of a set of **annotators** (or labelers) \mathcal{L} which are asked to label a set of n unlabeled instances. Each instance is categorized according to a set of possible class labels C . It is assumed that each instance is labeled by a fixed number l of different annotators, that $|C| = r > 2$ and that there is a single **ground truth** label c^* for each instance.

Once the labels given by the annotators have been collected, a single label can be assigned to each instance by using an aggregation function. One simple yet effective aggregation functions is the (majority) **voting**, which will be referred to as **full voting**:

$$v(L) = \arg \max_c \sum_{j=1}^l \mathbb{1}(c_j = c) \quad (1)$$

where $L = \{c_j\}_{j=1}^l$ is the multiset of labels provided by the annotators in \mathcal{L} and $\mathbb{1}(a)$ is a function which returns 1 if the condition a is *true* and 0 otherwise.

It is well known that, by using the voting function, high quality ground truth labels can be obtained even with unreliable labelers ([4], [12]) and, under mild conditions regarding the reliability of the annotators, its error tends to be smaller as the number of annotators l increases. However, in practice, in order to estimate the real ground truth, the number of annotators l cannot grow arbitrarily, and it has to be limited according to the specific economical resources. We believe that it is possible to achieve a similar reduction of the error by allowing for a more flexible and relaxed labeling scheme.

Under the term of **weak supervision**, many generalizations of the supervised classification problem regarding the uncertainty surrounding the class variable are considered [18]. In this work, we are particularly interested in the **partial** or **candidate labels** problem [19], in which the training set consists of instances, each one of them provided with a set of labels $S \subseteq C$ instead of a single one. In that problem, it is assumed that the ground truth label c^* belongs to S and there is no restriction on the size of the sets of labels S , which can vary from one instance to another.

Following the aforementioned candidate labels problem, in this work the **weak labeling** for crowd learning is proposed, an extension of the traditional **full labeling**, as a step forward in the extraction of knowledge from the annotators. In weak labeling,

given an unlabeled instance, each annotator is asked to provide the set of most promising labels $S \subseteq C$ for it according to their knowledge. The set of labels S provided by a labeler is called the **candidate set**. Note that, unlike in [19], it cannot be guaranteed that the ground truth label is included in the candidate set, although it is likely. It is assumed that, depending on the difficulty of the instance and the behavior of the annotator, the size of S could vary. In the weak labeling scenario, for each instance, a set $L = \{S_j\}_{j=1}^l$ of candidate sets is obtained from the annotators in \mathcal{L} . For this setting, the use of the **weak voting** function is proposed for estimating the ground truth:

$$\nu(L) = \arg \max_c \sum_{j=1}^l \frac{1}{|S_j|} \mathbb{1}(c \in S_j) \quad (2)$$

Weak voting is a simple way for aggregating the labels provided by the annotators. It should be noted that it is a natural generalization of the full voting strategy in the weak labeling context. In fact, this function behaves as majority voting (Equation 1) if all the annotators provide S_j such that $|S_j| = 1$. In practice, ties (i.e., when two or more class labels obtain the maximum number of votes) are solved randomly. The goal is to create a labeling that minimizes the (aggregation) **error** $\epsilon(\nu) = E[\mathbb{1}(c^* \neq \nu(L))]$, where $\nu(L)$ is the aggregated label.

The main idea of this work is that weak labeling is more efficient than full labeling regarding the extraction of knowledge from a reduced number of annotators l , especially when they doubt between several class labels. That is, given a sufficiently small number of annotators l , the error of the weak voting tends to be smaller or equal to the error of the full voting. In this work, empirical evidence is provided in order to confirm the following closely related **hypotheses**:

- **H1**: the weak voting requires (equal or) *fewer annotators* than the full voting to achieve (equal or) lower error,
- **H2**: the number of annotators required by full labeling to achieve the performance of weak labeling grows as *the difficulty of instances grows*,
- **H3**: the difference in the error is higher as the *number of possible class labels* increases,
- **H4**: the difference in the error is higher with *more hesitant annotators*.

3 EMPIRICAL EVIDENCE

In this section, empirical evidence that supports the hypotheses **H1**, **H2**, **H3** and **H4** is provided. For this purpose, the error of full and weak labeling will be estimated and analyzed under different experimental conditions, which involve a varying number of annotators (together with their degree of hesitation), difficulty of the instance, and number of available labels. In this work, we have decided not to study the reliability of the workers. This characteristic would definitely have an impact on the results, obscuring the contribution of the weak labeling. In order to explicitly control all the synthetic conditions and to develop simple and intuitive scenarios, experiments are carried out on artificial domains.

3.1 Artificial domains

The experimental framework is summarized in Figure 1 and its steps are described below in detail.

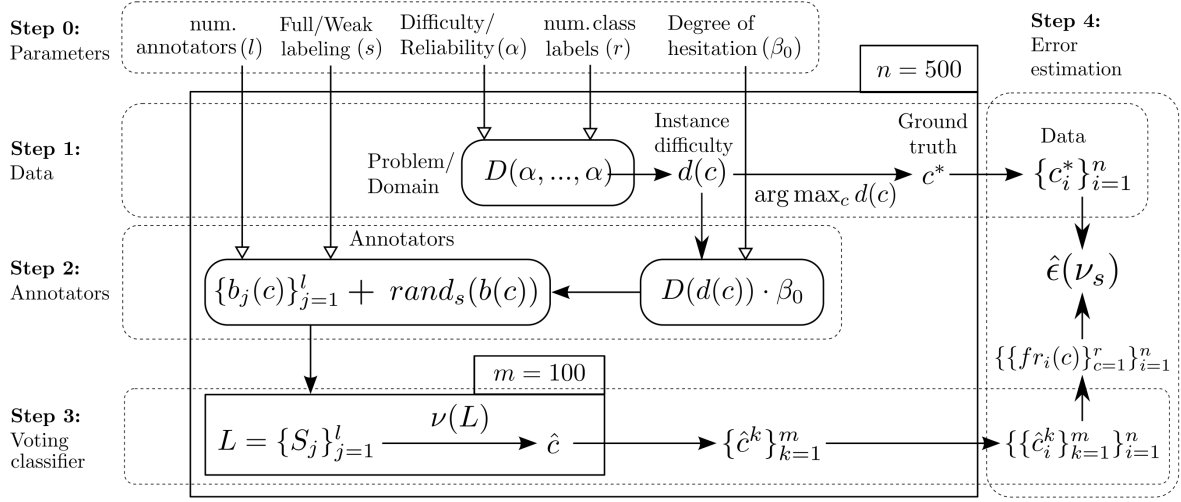


Fig. 1. Overview of the experimental framework on artificial domains.

Step 0 - Parameters:

The experimental framework takes five parameters: α controls the difficulty of the instances, β_0 controls the degree of hesitation of the annotators, r is the number of possible class labels, l is the number of available annotators, and s is the maximum size of the candidate sets, where $s = 1$ corresponds to full labeling and $s > 1$ to weak labeling.

Step 1 - Data:

Given a specific parametrization, a domain is generated, represented by a Dirichlet distribution with hyperparameters $\alpha_c = \alpha$, for $c = 1, \dots, r$. The Dirichlet distribution is used for sampling probability distributions over the class labels, which represent the difficulty of the instances. For each instance, the difficulty distribution is denoted by $d(c)$, and the ground truth label corresponds to $c^* = \arg \max_c d(c)$. As $d(c)$ becomes more uniform, the difficulty of the instance increases. On the contrary, as $d(c^*) \rightarrow 1$, the difficulty of the instance decreases. Due to the properties of the Dirichlet distribution, on average, a high value of α produces uniform distributions and, in consequence, difficult instances. On the contrary, a low α value results in easy instances on average. After repeating this step n times, the set of ground truth labels $\{c_i^*\}_{i=1}^n$ is obtained. This is used in Step 4 for estimating the error.

Step 2 - Annotators:

The model of annotator used in this work consists of two parts: i) the behavior of the annotator, which brings together their knowledge and the way they handle it, and ii) the labeling process given their behavior. The behavior is represented with a probability distribution over the class labels and the labeling process is simulated by means of a random sampling.

For each instance, taking into account its difficulty $d(c)$, a set of l annotators is generated. As noted before, the behavior of an annotator regarding an instance is modeled by a distribution $b(c)$, where $b(c)$ represents the preference of the annotator towards the class label c . The distribution $b(c)$ is obtained by sampling a Dirichlet distribution with parameters $\beta_0 \cdot d(c)$, for $c = 1, \dots, r$. The behavior of an annotator depends on the difficulty of the instance $d(c)$ and the parameter β_0 . The parameter β_0 can be seen

as the average degree of hesitation of the annotators. For instance, as β_0 tends to 0, the behavior distribution will concentrate on a single label, that is, $b(c) \rightarrow 1$ for some class label c . Note that this does not mean that the annotator is right but he/she just has a very low degree of hesitation. On the other hand, as $\beta_0 \rightarrow \infty$, the behavior $b(c)$ becomes more similar to the difficulty $d(c)$.

Once the behavior distributions of the annotators $\{b_j(c)\}_{j=1}^l$ are fixed, the full and weak labeling of the instance are simulated. For this purpose, a random sampling (with replacement) of size s of the distributions $b_j(c)$, for $j = 1, \dots, l$ is performed. The parameter s is used in order to control the flexibility with which the annotators handle their knowledge to produce their candidate sets. For instance, $s = 1$ corresponds to full labeling (no flexibility) while higher values of s correspond to weak labeling (greater flexibility). Note that when the value of s gets higher, the probability that the correct class appears in a candidate set gets higher, but the probability of selecting other classes also grows. All the distinct class labels that are sampled from $b_j(c)$ form the candidate set S_j , for $j = 1, \dots, l$. Note that the size of the candidate sets can vary but it is always lower than or equal to s .

In short, annotators are obtained by sampling Dirichlet distributions with different parameters (α and β_0) that characterize the population of annotators. So, every instance is labeled by a different set of l annotators selected from that specific population.

Step 3 - Voting:

Given the set of candidate sets L provided for an instance, an aggregated label is produced by means of the full or weak voting: $\hat{c} = \nu_s(L)$. By repeating the labeling and voting processes m times, m estimated ground truth values are obtained, $\{\hat{c}^k\}_{k=1}^m$. Finally, by repeating Steps 1 to 3 n times, the multiset $\{\{\hat{c}_i^k\}_{k=1}^m\}_{i=1}^n$ is obtained.

Step 4 - Error estimation:

The goal of the experimentation is to estimate and analyze the error of the voting ν_s for different values of s and in different settings of the artificial domains.

Let us define $fr_i(c) = \frac{1}{m} \sum_{k=1}^m \mathbb{1}(\hat{c}_i^k = c)$ as the frequency of the label c among the estimated ground truth values of instance

i. The error of ν_s is estimated as follows:

$$\hat{\epsilon}(\nu_s) = \frac{1}{n} \sum_{i=1}^n 1 - (fr_i(c_i^*))$$

Additionally, following the methodology of Kohavi and John [21], the estimated error $\hat{\epsilon}(\nu_s)$ can be decomposed into the bias and variance terms:

$$\hat{\epsilon}(\nu_s) = \delta_s^2 + \sigma_s^2$$

where

$$\delta_s^2 = \frac{1}{2n} \cdot \sum_{i=1}^n \left((1 - fr_i(c_i^*))^2 + \sum_{c \neq c_i^*}^r (fr_i(c))^2 \right)$$

corresponds to the squared bias and the variance term is

$$\sigma_s^2 = \frac{1}{2n} \cdot \sum_{i=1}^n (1 - \sum_{c=1}^r (fr_i(c))^2).$$

Checking the hypotheses:

By means of the proposed experimental framework, the soundness of the hypotheses presented in Section 2 can be checked, analyzing the effects of different parameters in the estimated errors of full and weak voting:

- **H1:** This hypothesis can be checked by using different values of the parameter l .
- **H2:** By varying the value of parameter α , easier or more difficult instances can be generated, and see how it affects the performance of the different voting schemes.
- **H3:** Through the value of the parameter r , the influence of the number of possible class labels can be tested on the results.
- **H4:** The parameter β_0 allows us to control the degree of hesitation of the annotators to check this hypothesis.

3.2 Empirical results with artificial data

Using the framework proposed above, different domains and annotators have been generated by setting different values for the parameters r , α , β_0 , s and l . The number of instances has been fixed to $n = 500$. The process of labeling has been repeated $m = 100$ times for each instance and set of annotators. The selection of these values aims to ensure stable results that are barely affected by randomness.

Experimental results are graphically summarized in figures 2 (total error) and 3 (bias/variance trade-off). Figure 2 shows the results for the combination of difficult ($\alpha = 10$) and easy ($\alpha = 0.5$) instances, with different numbers of class labels $r \in \{8, 32\}$. Each plot shows error curves obtained with different values of $s < \frac{r}{2}$ and an increasing number of annotators, $3 < l < 20$. In each plot, the parameters α and r have been fixed in extreme values in order to observe the differences that they cause in the results. For all three plots in Figure 2, an intermediate value for the parameter that controls the hesitation of the annotators, $\beta_0 = 4$, has been selected in order to avoid its influence on the displayed results. In Figure 3, the reader can observe the effect of increasing the hesitation of the labelers (parameter β_0) in the bias/variance trade-off, and analyze the source of the error in each scenario. In that figure, results with different difficulty degrees ($\alpha \in \{0.5, 2, 10\}$), $r = 32$ possible class labels and $l = 8$ annotators are shown. Additional experiments with different

settings have been carried out and the corresponding figures are presented in the supplementary material¹.

According to the plots in the mentioned figures, as might be expected, more labelers provide more knowledge, so the error becomes lower as l increases in both the full labeling and the weak labeling scenarios. Also, better performances can be seen in domains with a lower number of possible class labels ($r = 8$ in Figure 2a as opposed to $r = 32$ in Figure 2c) and in easier domains (see $\alpha = 0.5$ in Figures 2a and 3a as opposed to $\alpha = 10$ in Figures 2b and 3c).

According to the results, the overall conclusion is that the full voting ($s = 1$) has consistently a poorer performance than the weak voting ($s > 1$), which seems to support our hypothesis **H1**. For example, in the scenario displayed in Figure 2c, the error obtained by weak labeling with $l = 5$ annotators is only achieved by full labeling with at least $l = 10$ annotators. Moreover, in Figure 2a, the error shown by weak labeling with $l = 5$ annotators is only observed with $l = 15$ annotators when using full labeling. In Figure 2b, $l = 20$ annotators with full labeling are required to perform as well as weak labeling with $l = 5$ annotators.

The more difficult the domain (i.e., the higher the parameter α is), the more annotators will be required by full labeling in order to achieve a similar or lower error than weak labeling. In other words, weak labeling seems to take more advantage of the increasing number of annotators in difficult instances than in easy instances. Moreover, in a difficult domain, full labeling barely profits from the increasing number of annotators. For example, to achieve a similar error as 4 annotators with weak labeling, in a difficult domain ($\alpha = 10$, Figure 2b) 20 annotators with full labeling are required, while less than 15 annotators are sufficient in an easy domain ($\alpha = 0.5$, Figure 2a). These last facts provide evidence for **H2**.

With a high number of possible class labels ($r = 32$), the difference between the error curves of full and weak labeling (in all its different levels) becomes bigger, as hypothesized in **H3**. Similar tendencies are observed when comparing the scenarios displayed in figures 2b and 2c with the setting $r = 8$, $\alpha = 10$, $\beta_0 = 4$. That is why the graphic which displays the error curves of that setting is not included in the paper. Many other scenarios that show the same tendencies and support both **H2** and **H3** are compiled in the supplementary material.

As stated above, the effect of the parameter β_0 on the error and the bias/variance trade-off can be seen in Figure 3. When the hesitation of the labelers increases (β_0 gets higher), the error curve of full labeling remains quite similar, while the error curves of different levels of weak labeling decrease noticeably. In other words, similar results are obtained in full labeling with hesitant and obstinate labelers, while weak labeling takes advantage of the hesitant labelers. Thus, the hypothesis **H4** seems to hold.

A rise in the error curve of weak labeling can be observed when there is an extremely large value of β_0 (high hesitation degree of workers) along with a low value of α (easy instance). This can be clearly observed in Figure 3a. In easy domains, usually a few of the class labels have a much higher probability than the rest in the difficulty distribution $d(c)$. That can be interpreted as a dependence relation between those high-probability class labels. Moreover, due to the high value of β_0 , that dependence appears also in the behavior distributions $b(c)$. In that scenario, for sufficiently high values of s , all the candidate sets contain

1. <https://github.com/isg-ehu/iker.benaran>

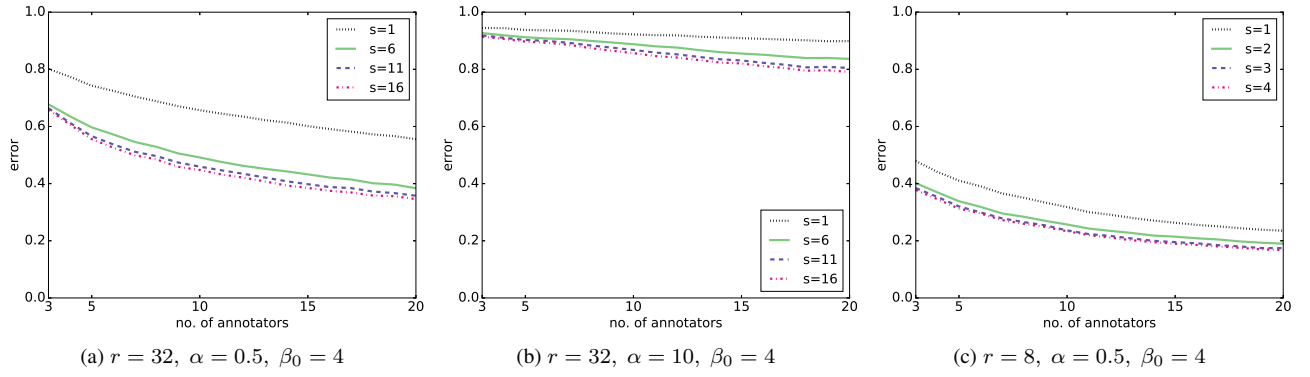


Fig. 2. Graphical description of the error (Eq. 3) obtained by annotation simulated with different values of r , α and β_0 . Error curves for different values of s are shown in each figure.

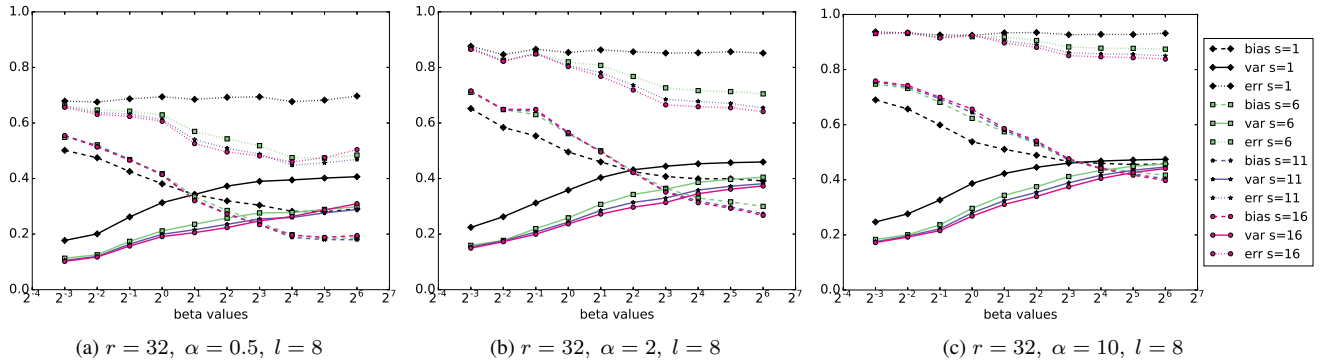


Fig. 3. Graphical description of the decomposition of the error obtained by annotation simulated with different values of α and s . Curves representing the squared bias, the variance and the total error are displayed in each figure.

those high-probability class labels. Consequently, all these labels get the same number of votes, and the weak voting results in a draw. As draws are solved randomly, voting may be wrong even if the correct class label was selected in all the candidate sets.

As for the trade-off, on the one hand, low values of β_0 cause unbalanced behavior distributions $b(c)$. On the other hand, high values of β_0 lead to behavior distributions that are similar to the previously generated difficulty distribution $d(c)$, which can be either unbalanced or uniform (depending on the value of α). In the scenarios where $b(c)$ is unbalanced, similar results tend to occur when performing the $m = 100$ repetitions of the sampling process. Thus, the mistaken guesses are concentrated in few class labels, so the error is mostly caused by bias. That can be seen in any plot displayed in Figure 3. The effect of high values of β_0 combined with a low value of α can be observed particularly in Figure 3a. In scenarios with uniform $b(c)$ distributions, different results are reached when repeating the sampling process, so variance becomes the main source of the error.

To sum up, these tests pose empirical evidence of the presented four hypothesis and show that weak labeling gathers more information of supervision than full labeling in crowdsourced annotations. Weak supervision is especially useful with a low number of workers, with difficult instances, with hesitant workers and/or with a large number of possible labels.

4 CONCLUSION AND FUTURE WORK

In this work, weak labeling is proposed as an alternative to full labeling for crowd learning. The workers are given the possibility

of choosing various labels for each instance instead of just one. Intuitively, this simple mechanism can help extract more knowledge than the full labeling from a set of annotators in learning from crowds problems.

Throughout an experimental framework with synthetic weak labeling scenarios, empirical evidence suggests that the use of weak labeling instead of full labeling could be particularly profitable when (i) the number of available annotators is low, (ii) the difficulty of the instance is high, (iii) annotators are hesitant, or when (iv) the number of possible class labels is high.

The results obtained with artificial data are promising. For future work, it would be interesting to collect weak labels from a real crowd for a real domain. Other voting schemes could also be conceived, as well as learning techniques for datasets labeled with weak labeling. Those techniques might include a model for the expertise of annotators.

It could be interesting to study whether weak labeling implies a larger effort for a labeler than the traditional full labeling. On the one hand, it may take more time to select various labels instead of just one but, on the other hand, an annotator could find it easier to provide a candidate set rather than to try to find out which one of them is the correct one. As mentioned in the introduction, partial evidence has already been provided [20] about the intuition that annotators work faster using weak labeling than full labeling. In order to check this idea specifically in a fair experimental setting, an experiment has been prepared². In this experiment, workers are

2. <http://bit.ly/which-dog>

asked to label images from the Stanford Dogs dataset [22] with the breed of the dogs, and annotators are permitted to choose as many labels as they want from a list of possible breeds. From the analysis of the collected labels, we expect to provide new insights on the usefulness of weak supervision for crowdsourced labeling.

ACKNOWLEDGMENTS

J. Hernández-González is partially supported by the Basque Government (IT609-13, Elkartek BID3A), the Spanish Ministry of Economy and Competitiveness MINECO (TIN2016-78365-R) and the University-Society Project 15/19 (Basque Government and UPV/EHU). I. Beñaran-Muñoz and A. Pérez are both supported by the Spanish Ministry of Economy and Competitiveness MINECO through BCAM Severo Ochoa excellence accreditation SEV-2013-0323 and the project TIN2017-82626-R funded by (AEI/FEDER, UE). I. Beñaran-Muñoz is also supported by the grant BES-2016-078095. A. Pérez is also supported by the Basque Government through the BERC 2014-2017 and the ELKARTEK programs, and by the MINECO through BCAM Severo Ochoa excellence accreditation SVP-2014-068574.

REFERENCES

- [1] M. S. Bernstein, G. Little, R. C. Miller, B. Hartmann, M. S. Ackerman, D. R. Karger, D. Crowell, and K. Panovich, "Soylent: a word processor with a crowd inside," *Communications of the ACM*, vol. 58, no. 8, pp. 85–94, 2015.
- [2] J. Corney, A. Lynn, C. Torres, P. Di Maio, W. Regli, G. Forbes, and L. Tobin, "Towards crowdsourcing translation tasks in library cataloguing, a pilot study," in *Digital Ecosystems and Technologies (DEST), 2010 4th IEEE International Conference on*. IEEE, 2010, pp. 572–577.
- [3] M. A. Luengo-Oroz, A. Arranz, and J. Frean, "Crowdsourcing malaria parasite quantification: an online game for analyzing images of infected thick blood smears," *Journal of medical Internet research*, vol. 14, no. 6, p. e167, 2012.
- [4] R. Snow, B. O'Connor, D. Jurafsky, and A. Y. Ng, "Cheap and fast - but is it good? evaluating non-expert annotations for natural language tasks," in *Proceedings of the Conference on Empirical Methods in Natural Language Processing (EMNLP)*, 2008, pp. 254–263.
- [5] V. S. Sheng, F. J. Provost, and P. G. Ipeirotis, "Get another label? improving data quality and data mining using multiple, noisy labelers," in *Proceedings of the 14th ACM International Conference on Knowledge Discovery and Data Mining (SIGKDD)*, 2008, pp. 614–622.
- [6] V. C. Raykar, S. Yu, L. H. Zhao, G. H. Valadez, C. Florin, L. Bogoni, and L. Moy, "Learning from crowds," *Journal of Machine Learning Research*, vol. 11, pp. 1297–1322, 2010.
- [7] A. P. Dawid and A. M. Skene, "Maximum likelihood estimation of observer error-rates using the EM algorithm," *Journal of the Royal Statistical Society. Series C (Applied Statistics)*, vol. 28, no. 1, pp. 20–28, 1979.
- [8] J. Wang, P. G. Ipeirotis, and F. Provost, "Managing crowdsourcing workers," in *The 2011 winter conference on business intelligence*. Citeseer, 2011, pp. 10–12.
- [9] R. Jin and Z. Ghahramani, "Learning with multiple labels," in *Proceedings of Advances in Neural Information Processing Systems 15 (NIPS)*, 2002, pp. 897–904.
- [10] G. Demartini, D. E. Difallah, and P. Cudré-Mauroux, "Zencrowd: leveraging probabilistic reasoning and crowdsourcing techniques for large-scale entity linking," in *Proceedings of the 21st international conference on World Wide Web*. ACM, 2012, pp. 469–478.
- [11] J. Whitehill, P. Ruvolo, T. Wu, J. Bergsma, and J. R. Movellan, "Whose vote should count more: Optimal integration of labels from labelers of unknown expertise," in *Proceedings of Advances in Neural Information Processing Systems 22 (NIPS)*, 2009, pp. 2035–2043.
- [12] J. Hernández-González, I. Inza, and J. A. Lozano, "Multidimensional learning from crowds: Usefulness and application of expertise detection," *International Journal of Intelligent Systems*, vol. 30, no. 3, pp. 326–354, 2015.
- [13] P. Welinder, S. Branson, S. Belongie, and P. Perona, "The multidimensional wisdom of crowds," in *Proceedings of Advances in Neural Information Processing Systems 23 (NIPS)*, 2010, pp. 2424–2432.
- [14] C. Grady and M. Lease, "Crowdsourcing document relevance assessment with mechanical turk," in *Proceedings of the NAACL HLT 2010 workshop on creating speech and language data with Amazon's mechanical turk*. Association for Computational Linguistics, 2010, pp. 172–179.
- [15] P. Smyth, U. M. Fayyad, M. C. Burl, P. Perona, and P. Baldi, "Inferring ground truth from subjective labelling of venus images," in *Proceedings of Advances in Neural Information Processing Systems 7 (NIPS)*, 1994, pp. 1085–1092. [Online]. Available: <http://papers.nips.cc/paper/949-inferring-ground-truth-from-subjective-labelling-of-venus-images>
- [16] J. Zhong, K. Tang, and Z.-H. Zhou, "Active learning from crowds with unsure option," in *Proceedings of the 24th International Joint Conference on Artificial Intelligence (IJCAI-15)*, 2015, pp. 1061–1068.
- [17] M. Venzani, J. Guiver, P. Kohli, and N. R. Jennings, "Time-sensitive bayesian information aggregation for crowdsourcing systems," *Journal of Artificial Intelligence Research*, vol. 56, pp. 517–545, 2016.
- [18] J. Hernández-González, I. Inza, and J. A. Lozano, "Weak supervision and other non-standard classification problems: A taxonomy," *Pattern Recognition Letters*, vol. 69, pp. 49–55, 2016.
- [19] T. Cour, B. Sapp, and B. Taskar, "Learning from partial labels," *Journal of Machine Learning Research*, vol. 12, pp. 1501–1536, 2011.
- [20] S. O. A. Banerjee and D. Gurari, "Let's agree to disagree: A meta-analysis of disagreement among crowdworkers during visual question answering," in *Workshop on Human Computation for Image and Video Analysis at AAAI Conference on Human Computation & Crowdsourcing (HCOMP GroupSight)*, Quebec City, Canada, October 2017.
- [21] R. Kohavi and G. H. John, "Wrappers for feature subset selection," *Artificial Intelligence*, vol. 97, no. 1-2, pp. 273–324, 1997.
- [22] B. Y. A. Khosla, N. Jayadevaprakash and L. Fei-Fei, "Novel dataset for fine-grained image categorization," in *First Workshop on Fine-Grained Visual Categorization (FGVC), IEEE Conference on Computer Vision and Pattern Recognition (CVPR)*, 2011.



Iker Beñaran-Muñoz obtained his Bachelor's Degree in Mathematics at the University of the Basque Country (UPV/EHU) in July 2015. He finished a Master's Degree in Computational Engineering and Intelligent Systems at the same university in September 2016. He is currently a Ph.D. Student at BCAM, in the area of Data Science.



Jerónimo Hernández-González received his Ph.D. in computer science from the University of the Basque Country in 2015. He is a post-doc researcher in the University of the Basque Country and member of the Intelligent Systems Group. His main research interests are (weakly) supervised learning problems, Bayesian networks and computational biology. He has 11 publications in refereed journals and conferences.



Aritz Pérez received his Ph.D. degree in 2010 from the the University of Basque Country, department of Computer Science and Artificial Intelligence. Currently, he is a postdoctoral researcher at the Basque Center for Applied Mathematics. His current scientific interests includes supervised, unsupervised and weak classification, probabilistic graphical models, model selection and evaluation, time series and crowd learning.