

Profile-guided memory optimization for deep neural networks

Taro Sekiyama*

National Institute of Informatics
sekiyama@nii.ac.jp

Haruki Imai

IBM Research – Tokyo
imaihal@jp.ibm.com

Takashi Imamichi

IBM Research – Tokyo
imamichi@jp.ibm.com

Rudy Raymond

IBM Research – Tokyo
rudymar@jp.ibm.com

Abstract

Recent years have seen deep neural networks (DNNs) becoming wider and deeper to achieve better performance in many applications of AI. Such DNNs however require huge amounts of memory to store weights and intermediate results (e.g., activations, feature maps, etc.) in propagation. This requirement makes it difficult to run the DNNs on devices with limited, hard-to-extend memory, degrades the running time performance, and restricts the design of network models. We address this challenge by developing a novel profile-guided memory optimization to efficiently and quickly allocate memory blocks during the propagation in DNNs. The optimization utilizes a simple and fast heuristic algorithm based on the two-dimensional rectangle packing problem. Experimenting with well-known neural network models, we confirm that our method not only reduces the memory consumption by up to 49.5% but also accelerates training and inference by up to a factor of four thanks to the rapidity of the memory allocation and the ability to use larger mini-batch sizes.

1 Introduction

Since its great success in computer vision [Krizhevsky *et al.*, 2012], deep learning, the machine learning technology based on *deep neural networks* (DNNs), has emerged widely in image processing, machine translation, speech recognition, and many AI applications. One factor leading to its popularity is the increase of computational power. Especially, the effective use of graphical processing units (GPUs) has made it possible to train sophisticated DNNs on huge datasets [Krizhevsky *et al.*, 2012; LeCun *et al.*, 2015]. Along with the progress of research to obtain better accuracy, DNNs are becoming *deeper*, i.e., having more layers, and/or *wider*, i.e., having more branches and more neuron units in each layer. For example, in image recognition, AlexNet [Krizhevsky *et al.*, 2012], the winner of ILSVRC 2012, consists of only nine layers and has a sequential structure; GoogLeNet [Szegedy *et al.*, 2015] introduces the so-called inception modules, which are a technique to widen DNNs; ResNet [He *et al.*, 2016] consists of

more than 50 layers; and the more recent network, Inception-ResNet [Szegedy *et al.*, 2017], which extends ResNet with the inception modules, is even larger than ResNet and GoogLeNet.

Although expanding neural networks seems to be a key to obtain better accuracy, it comes with the high memory cost required to store weight parameters and intermediate results (e.g., activations, feature maps, etc.) in the propagation for training and inference. For example, the training of Inception-ResNet consumes 12.5 times as much memory as that of AlexNet in some configuration (see Figure 2). This gives rise to several undesirable consequences. First, for training DNNs, we can only use smaller mini-batches to avoid risk running out of memory, and hence having slow convergence. Second, inference using such large DNNs may require many machines in the deployment environment. Third, and even worse, the flexibility of the design of neural networks is constrained so that the DNNs can fit in the memory of the underlying devices. The high memory consumption is more serious in the use of GPUs and edge devices that have much smaller and less extendable memory storage than CPUs.¹

We study memory optimization for DNNs. Our approach is based on the observation that propagation of a network model is computed in the same way for different inputs and learnable parameters; we call such propagation *hot*.² This is indeed the case in many networks including convolutional neural networks (CNNs) such as AlexNet, GoogLeNet, ResNet, and Inception-ResNet. On the basis of this observation, we can profile the memory usage in a sample run and then utilize the profile to find the allocation of memory to minimize the peak memory usage in the succeeding runs. The allocation problem is a special case of a two-dimensional rectangle packing problem that is known to be NP-hard. We develop a simple and fast heuristic to generate good approximate solutions quickly.

Even when the *whole* propagation is not hot, there are cases where some *part* of the propagation is hot. For example, a recurrent neural network (RNN) with long short-term memory (LSTM) units [Hochreiter and Schmidhuber, 1997] takes variable-length inputs, and a part of its propagation is computed differently depending on inputs. We find that our approach can also reduce the memory consumption in such

¹ Augmenting devices may mitigate the problem but it makes another issue about the communication between devices.

² This term originates from just-in-time compilation, where repeatedly executed code blocks to be optimized are called hot.

*This work was partially done in IBM Research - Tokyo.

RNNs, as discussed in Section 4.3.

A byproduct of our approach is that training and inference of DNNs may be accelerated. After a sample run, our method produces an absolute memory address for each memory request and just returns it in the succeeding runs. The run-time cost of our memory allocation is thus very low in the succeeding runs, compared with that of dynamic memory allocation, a standard approach in many deep learning frameworks. We describe the dynamic method in Section 2 briefly and compare it with our approach from the perspective of the running time performance as well as the memory consumption in Section 5. In addition, the memory reduction allows use of larger mini-batch sizes, which leads to higher utilization of GPU cores and further acceleration of training.

Our contributions are summarized as follows.

- We propose a profile-guided memory optimization technique for DNNs. Our approach optimizes memory usage in a hot part of a propagation and never incurs performance overhead once the memory usage is optimized, while preserving the computation of the DNNs.
- We develop a simple heuristic algorithm for allocating memory to minimize the peak memory usage. We empirically show that it works well from the perspectives of both computation time and solution quality.
- We implement our memory optimization on the common deep learning framework Chainer [Tokui *et al.*, 2015]; our approach can be applied to other frameworks as well. We conduct experiments on training and inference using four CNNs (AlexNet, GoogLeNet, ResNet-50, and Inception-ResNet) and one RNN (seq2seq [Sutskever *et al.*, 2014]). We find that our method not only reduces the memory consumption by up to 49.5% but also accelerates propagation by up to a factor of four thanks to the rapidity of the optimized memory allocation and the ability to use larger mini-batch sizes.

One may raise a concern that a sample run for a profile can be memory-inefficient and needs more memory than the physical capacity. We can obtain the profile even in such a case by utilizing an out-of-core technique [Rhu *et al.*, 2016; Meng *et al.*, 2017] or Unified Memory in NVIDIA CUDA, which enables us to run the model requiring memory over the capacity with additional performance overhead, and then perform the succeeding runs without the overhead by disabling those techniques.

The rest of this paper is organized as follows. We describe related work in Section 2 and introduce our approach in Section 3. Section 4 gives an implementation of our idea and explains how to apply it to various DNNs. Section 5 shows experimental results, and Section 6 concludes this paper.

2 Related work

The need to manage memory has emerged as DNNs have consumed huge memory. Many deep learning frameworks—e.g., Theano [Bastien *et al.*, 2012], TensorFlow [Abadi *et al.*, 2016], and Chainer [Tokui *et al.*, 2015]—allocate GPU memory dynamically, based on memory pools, which are sets of unused memory blocks, and garbage collection. Given

a GPU memory request, they find a memory block of an adequate size from a memory pool, or allocate it from the physical memory if there is no such a block in the pool, and wrap the block with a reference count. When the memory block is reclaimed by the garbage collection, it returns to the pool. Our approach not only requires less memory but also makes propagation faster thanks to no needs to search for memory blocks dynamically, as discussed in Section 5.

DNNs usually need much memory to store outputs from hidden layers for backpropagation; we call such outputs *intermediate results*. MXNet [Chen *et al.*, 2015] analyzes a computational graph of a network model for memory optimization. While it optimizes memory usage of only intermediate results, our approach can optimize the usage of, for example, temporary memory used to speed up convolution, as well as memory for intermediate results. Another advantage of our approach is compatibility with dynamic memory allocation, which is discussed in Section 4.3. Chen *et al.* [2016] and Meng *et al.* [2017] reduce the memory consumption for intermediate results by recomputing them as needed by backpropagation. Although the recomputation can reduce the memory consumption to sublinear with respect to the number of layers, it needs an additional forward propagation in every backpropagation. Our approach never incurs such performance overhead once the memory allocation is optimized. Shirahata *et al.* [2016] reuse as many memory blocks allocated in forward propagation as possible for backpropagation and develop an in-place parameter update. Their memory reduction method works only for training, whereas our approach works effectively for both training and inference.

Another research direction for memory reduction is compression of DNNs. The work in this direction prunes connections of a network model [Han *et al.*, 2015; Han *et al.*, 2016] and/or quantizes learnable parameters [Gong *et al.*, 2014] in a way that preserves accuracy. The compression approach seems complementary to our method, but a major difference is that the compression changes the behavior of the model and so the compressed model may not work as intended by network designers. On the other hand, our approach does not change the computation involved by the model. Another issue of the compression is the need of time-consuming retraining [Han *et al.*, 2015].

Out-of-core algorithms, which offload device memory not used immediately to a slower storage and prefetch it as necessary, are another way to run large models on a device with limited memory. Rhu *et al.* [2016] and Meng *et al.* [2017] offload intermediate results on GPUs to CPU memory. Although their work can run a very large model as long as the peak memory consumption does not exceed the GPU memory capacity, it causes performance degradation due to CPU-GPU communication for data transfer. Unified Memory in NVIDIA CUDA allows more fine-grained offloading, but it incurs significant and difficult-to-control overhead [Meng *et al.*, 2017].

Wang *et al.* [2018] integrate computational graph analysis, out-of-core technology, and recomputation into one system, which has pros and cons of those methods inherently. They focus on CNNs as a target, but it is not clear how well their system works on other network models, such as RNNs.

Memory allocation generally can be regarded as *a two di-*

mensional strip packing problem (2SP). It asks for a set of rectangular items to be placed in a container with a fixed width and for the variable height to be minimized. A memory block corresponds to a rectangular item with its allocation time as width and its memory size as height. In this paper, we deal with a special case where the allocation times of all memory blocks are fixed as input. The problem is also known as the *Dynamic Storage Allocation problem (DSA)*, a typical NP-hard problem [Garey and Johnson, 1979]. 2SP has been extensively studied theoretically and practically. Steinberg [1997] proposed a heuristic algorithm, whose approximation ratio is 2. Arahori et al. [2012] proposed a branch-and-bound-based exact algorithm to 2SP, which works well for small and medium-sized instances. Burk et al. [2004] proposed the *best-fit algorithm*, which is a simple, constructive type of heuristics. They showed that it works well for large-sized instances even compared with metaheuristics-based algorithms.

3 Profile-guided memory allocation

From a profile of memory usage during hot propagation, we gather the information of the memory blocks requested. Such information allows us to better determine where to allocate the memory blocks in the physical memory. We formulate the memory allocation problem as a special case of the two-dimensional rectangle packing problems that is known as the Dynamic Storage Allocation (DSA). We show the mixed integer programming (MIP) formulation of DSA, that can be solved optimally for small instances, and then introduce a heuristic algorithm for solving larger instances.

3.1 Formulation

We first introduce parameters of DSA. We suppose that the number of requested memory blocks, times when memory blocks are requested and released, and sizes of memory blocks are given by the profile. We also take the available maximum memory size as a parameter. Formally:

- $n \in \mathbb{Z}$: number of memory blocks.
- $B = \{1, \dots, n\}$: a set of IDs of memory blocks.
- $W \in \mathbb{N}$: the available maximum memory size.
- $w_i \in \mathbb{N}$ ($i \in B$): size of memory block i .
- $\underline{y}_i \in \mathbb{N}$ ($i \in B$): time when i is requested.
- $\overline{y}_i \in \mathbb{N}$ ($i \in B$): time when i is released.

We assume that these parameters do not change during the entire run (training and inference) of a neural network. This assumption is satisfied if the propagation involved by the neural network is hot. Many commonly used models satisfy this condition. We give workarounds for network models where only a part of the propagation is hot in Section 4.3. A memory block i is allocated during a time period $[\underline{y}_i, \overline{y}_i]$; we call the time period *lifetime* of memory block i .

We next introduce the following decision variables of DSA.

- $u \in \mathbb{Z}$: the peak memory usage.
- $x_i \in \mathbb{Z}$ ($i \in B$): memory offset (or, starting address) of memory block i within the entire allocated memory.

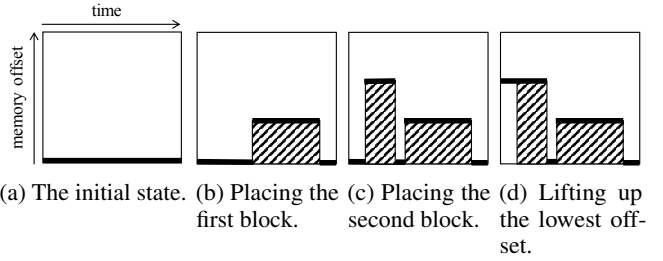


Figure 1: A running example of the best-fit heuristic.

- $z_{ij} \in \{0, 1\}$ ($(i, j) \in E$): 0 means that memory block i is located lower than block j (i.e., $x_i + w_i \leq x_j$) and 1 means that it is not (i.e., $x_j + w_j \leq x_i$).

We call the interval of memory address $[x_i, x_i + w_i]$ of memory block i *address space* of memory block i .

We assign memory offsets to memory blocks so that no two memory blocks occupy the same address space at any given time. We do not need to check for all pairs of memory blocks: it suffices to check those with overlapping lifetimes. To this end, we introduce a notion of *possible colliding pairs*:

$$E = \{(i, j) \in B \times B \mid i < j \text{ and } [\underline{y}_i, \overline{y}_i] \cap [\underline{y}_j, \overline{y}_j] \neq \emptyset\},$$

which is a set of memory block pairs that have overlapping lifetimes. Note that any two memory blocks not in E do not share the same address space at the same time because their lifetimes do not overlap.

The objective of DSA is to minimize the peak memory usage. We formulate DSA in the form of a MIP as follows:

$$\min u, \tag{1}$$

$$\text{s.t. } x_i + w_i \leq u, \quad i \in B, \tag{2}$$

$$x_i + w_i \leq x_j + z_{ij}W, \quad (i, j) \in E, \tag{3}$$

$$x_j + w_j \leq x_i + (1 - z_{ij})W, \quad (i, j) \in E, \tag{4}$$

$$0 \leq u \leq W, \quad (5) \quad x_i \geq 0, \quad i \in B. \tag{6}$$

Equations (1) and (2) represent the minimization of the peak memory usage. Equations (3) and (4) denote the non-overlapping constraints of possible colliding pairs. We can exactly solve the above MIP with CPLEX for small instances.

3.2 Best-fit heuristic

We design our heuristic to DSA on the basis of the best-fit heuristic [Burke et al., 2004] to 2SP. In Figure 1, the x -axis and y -axis denote times and memory offsets, respectively. Note that the objective is to place all memory blocks in the rectangle so that the top block is placed as low as possible. The heuristic repeats two operations until all memory blocks are placed: (1) choosing an offset and (2) searching for a memory block that can be placed at the chosen offset without colliding with memory blocks placed already. We illustrate how our heuristic works via an example shown in Figure 1. In the beginning of the heuristic (Figure 1a), since no memory blocks are placed, we choose zero as the memory offset. When searching for a memory block, we always choose a block with the longest lifetime among blocks that can be placed at the considered offset. In the case of Figure 1, we choose the memory block

that has the longest lifetime and place it (Figure 1b). After the placement, there are three candidates of a memory offset (the bold lines in Figure 1; we call them offset lines). When there are multiple offsets, we always choose the lowest one (if there are multiple lowest offsets, the leftmost one is chosen). Next, we search for a memory block for the chosen offset and place it (Figure 1c). If there are no blocks that can be placed at the chosen offset, we “lift up” the line for the offset by merging it with the lowest adjacent offset line as in Figure 1d (if offsets of adjacent lines are the same, it is merged with both) and again choose an offset and search for a memory block. The computational time complexity of our heuristic is quadratic in the number of memory blocks.

4 Implementation

We incorporate the best-fit heuristic in Chainer to optimize the GPU memory usage. This section describes the details including how to apply our approach to *any* network models.

4.1 Memory profiling

Since Chainer allocates memory blocks at run time, we profile GPU memory usage by monitoring memory allocation and free operations in a sample run. To obtain memory request time y_i and release time \bar{y}_i , we use a global integer variable y , which represents the current time and is increased after each allocation and free. We also have a global integer variable λ that denotes the ID of the next requested memory block.

Given a sample input, we initialize the global variables with one and run the model with the input. When receiving a request with memory size s , we extend B (the set of memory block IDs) with λ , set s and y to w_λ and y_λ , respectively, and finally increase λ and y . When memory block i is released, y is set to \bar{y}_i and then increased.

4.2 Memory allocation

After obtaining the parameters from the sample run, we calculate the peak memory usage u and memory offsets x_i for memory blocks i by solving DSA and then allocate GPU memory of size u ; we write p for the address of the memory. In the rest of the running of the model, we return memory address $p + x_i$ for a request of memory block i . We identify memory blocks by maintaining the global variable λ , which is initialized with one before starting each forward propagation. When a memory block is requested, we return address $p + x_\lambda$ and increase λ . This is sound since the propagation should be computed in the same way as in the sample run, where λ is always increased after each allocation.

4.3 Generalization for non-hot propagation

The memory allocation in Section 4.2 is unsound for models which, for different inputs, (1) perform non-hot propagation (that is, it is computed differently) and (2) request memory of different sizes. This section gives workarounds to avoid them.

A workaround for the first issue is very simple: we do *not* optimize the usage of memory requested in the non-hot part of the propagation. To this end, we provide two operations, `interrupt` and `resume`, which interrupt and resume the monitoring of memory operations, respectively. When entering a non-hot part, we call `interrupt`; and, when leaving

that part, we call `resume`. Since our method optimizes only the profiled part of memory usage, the memory requested between calls to `interrupt` and `resume` is out of the scope of the optimization.

The second issue is resolved by *reoptimization*. In this approach, we continue the monitoring of memory operations after optimizing the memory usage and, when detecting a request for larger memory than expected, we reoptimize the memory allocation by using the new observed parameters—note that we do not need reoptimization for requests of smaller memory. This workaround may incur an additional performance cost, but it is very low as shown in Section 5.3.

5 Experiments

5.1 Configurations

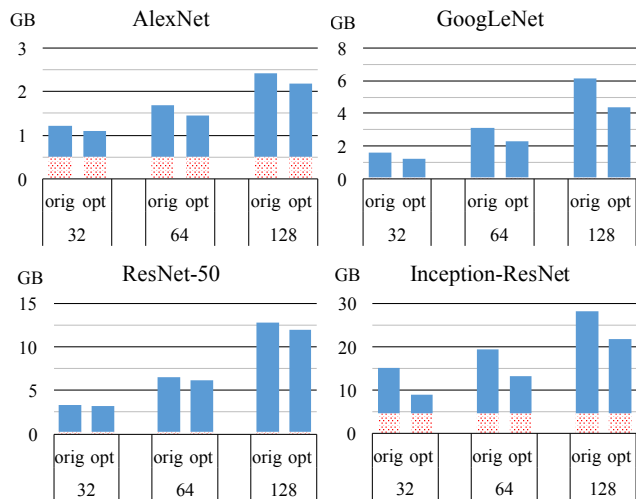
We compare the GPU device memory consumption (Figure 2) and the running times to process one mini-batch in training and inference (Figure 3) in Chainer (version 3 RC 1.0), which is a baseline and denoted by *orig* in figures for shorthand, and our optimized version, denoted by *opt*, on four CNNs (AlexNet, GoogLeNet, ResNet-50, and Inception-ResNet), and one RNN (seq2seq). Training of the CNNs is performed with 32, 64, and 128 mini-batch sizes, and that of seq2seq is with 32, 64, 128, and 256 ones. Inference performs only forward propagation for one input data. We use ImageNet [Russakovsky *et al.*, 2015] and the English-French corpus from WMT15³ as datasets for the CNNs and seq2seq, respectively. We use the first 1000 training mini-batches for the warm-up and next 2000 mini-batches for the evaluation. We turn on Unified Memory of NVIDIA CUDA, which allows us to run models requiring more memory than the physical capacity, in the experiments for memory consumption but turn it off in the measurement of running times since it may incur performance overhead.

We also evaluate the best-fit heuristic implemented in Python in two experiments. We first compare the solutions by the heuristic with the optimal solutions found by CPLEX version 12.8 within one hour. We also compare the computation time of the heuristic for different configurations (Figure 4).

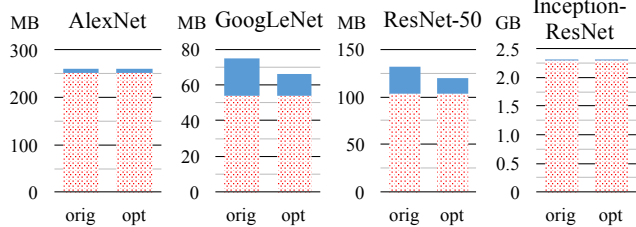
All experiments are run on an IBM POWER8 machine with two 4GHz 10-core POWER8 processors, 512 GB RAM, and NVIDIA Tesla P100 GPUs equipped with 16 GB device memory. Options except mini-batch sizes follow the scripts provided by Chainer.

Finally, we make a few remarks. The first is on the GPU memory management system of our baseline. The original Chainer uses memory pools for memory reuse, as described in Section 2, and reduces the memory consumption somewhat compared with naive, network-wise memory allocation, which always allocates a memory block from the physical device memory for each request. For example, we observed that, in the training of AlexNet with 32 mini-batch size, the network-wise memory allocation consumes 1.50 GB device memory whereas the pool-based memory allocation does only 1.21 GB memory. In this section, we show that our approach achieves reduction of more memory than the pool-based method. The second remark is on convolution algorithms. There are many

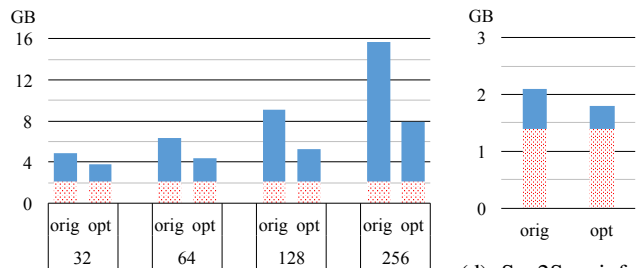
³<http://www.statmt.org/wmt15/>



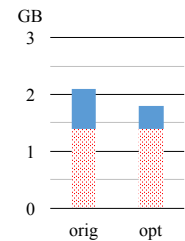
(a) CNN training.



(b) CNN inference.



(c) Seq2Seq training.



(d) Seq2Seq inference.

Pre-allocated (dotted red bar) Allocated during propagation (solid blue bar)

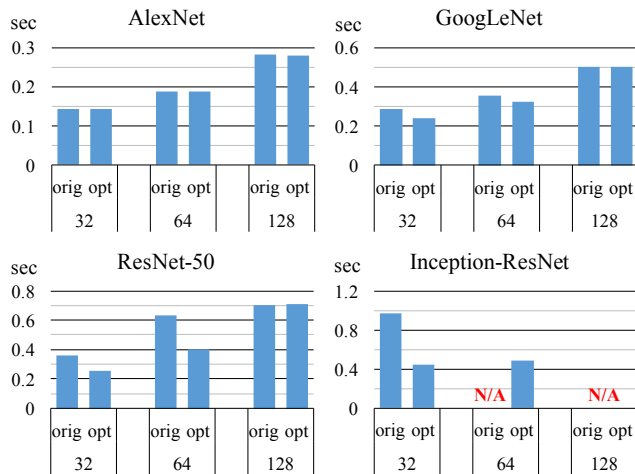
Figure 2: The memory consumption.

algorithms for computing convolution. The most memory-efficient algorithm needs memory only for inputs and outputs, but we can calculate the convolution much faster by allocating additional temporary memory, called *workspace*. Although the optimized version could be accelerated by allocating larger workspace than the original Chainer, the experiments use workspace of the same size (8 MB by default) in both versions for comparing only the effect of the memory optimization.

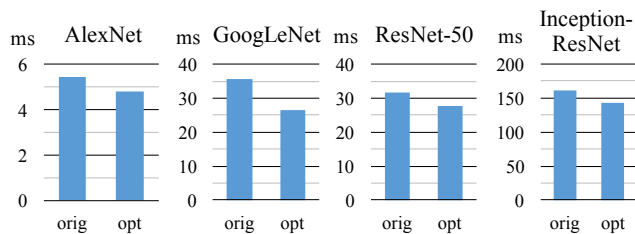
5.2 CNNs

Training

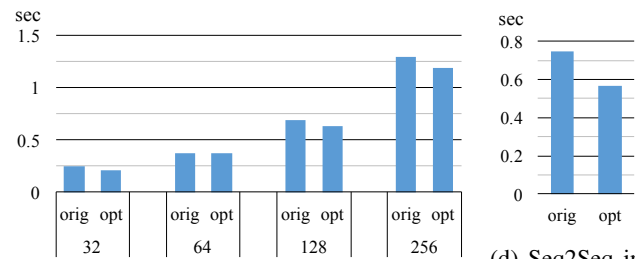
The total memory consumption during the training of CNNs is shown in Figure 2a, where the amount of memory retained in



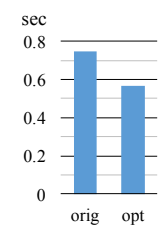
(a) CNN training.



(b) CNN inference.



(c) Seq2Seq training.



(d) Seq2Seq inference.

Figure 3: The average elapsed times of processing one mini-batch in training and one input data in inference.

the entire training (e.g., memory for learnable parameters and gradients) is indicated by dotted red bars and the amount of memory released until the end of each propagation is indicated by solid blue bars; our method optimizes usage of only the latter. Figure 2a shows that our optimization works well in all models and is the most effective for Inception-ResNet. Specifically, in 64 mini-batch size, the memory consumption in the optimized version fits within the physical memory capacity (16 GB), whereas the required memory in the original Chainer exceeds the capacity considerably.

The average training times per mini-batch are reported in Figure 3a, where “N/A” means that we could not train the model due to insufficient memory. The results indicate that our approach accelerates the training of some models (GoogLeNet, ResNet-50, and Inception-ResNet) even using the same mini-batch size. This is because the optimized version allocates




Figure 4: The running times of the best-fit heuristic. “I” on the x-axes means that the corresponding numbers are the times for the inference and 32, 64, 128, and 256 denote mini-batch sizes in the training.

memory quite quickly. The original Chainer, given a memory request, searches for an available, sufficiently sized memory block from a memory pool, and the running cost of this memory search increase as the number of memory blocks in the pool increases. In contrast, the optimized version just returns a memory address calculated before the training. This is significant especially in Inception-ResNet, for which the training in the optimized version is 2.19 times as fast as in the original. This advantage however may be hidden behind GPU computation in a large mini-batch size, as in GoogLeNet and ResNet-50 with 128 mini-batch size. Figure 3a also shows that our method allows use of a larger mini-batch size, which may enable us to utilize GPUs more fully. For example, the training of Inception-ResNet in the optimized version (64 mini-batch size) utilizes more GPU cores than that in the original (32 mini-batch size), and the number of images processed per second by the former is 3.95 times as large as that by the latter.

Inference

The memory consumption in inference is shown in Figure 2b. Since the inference does not need to retain memory for intermediate results, most memory blocks can be reused even in the pool-based memory management of Chainer. Nevertheless, we successfully reduce the total memory amounts in GoogLeNet and ResNet-50 by 12.6% and 10.0%, respectively. As for running time performance, inference is accelerated in all models, as shown in Figure 3b, because the GPU computation for inference is lightweight and the cost of search for memory blocks is more dominant.

Heuristic

CPLEX could obtain the optimal solutions only in two configurations (inference using AlexNet and GoogLeNet), and the objective function values by the heuristic and CPLEX match (10169344 and 12202496, respectively). Our heuristic thus works very well at least in small instances. The execution times of the heuristic are shown in Figure 4a, which indicates that the heuristic works quickly enough for practical use.

5.3 Seq2Seq

Training and inference

Figure 2c shows the memory consumption immediately after processing 10 mini-batches in the training of seq2seq and demonstrates that our approach significantly reduces the memory consumption. In the original Chainer, since the training of seq2seq requires differently sized memory for different inputs, memory blocks allocated in a training loop may not be used in the succeeding loops, and the whole of such unused blocks finally reaches the device memory capacity. In contrast, we recompute how to allocate memory when necessary, which allows us to keep the memory consumption as low as possible.

The growth of unused memory blocks causes degradation of the running time performance. Figure 3c, which gives the running times of training seq2seq, shows that the optimized version is faster in 32 mini-batch size and the original Chainer catches up in 64 mini-batch size for the same reason as in CNNs. In 128 and 256 mini-batch sizes, however, the training in the optimized version becomes faster than that in the original. We guess that this is due to the waste of GPU memory by the pool-based memory management system. When requested memory cannot be allocated due to insufficient free memory, the pool-based memory management system frees all unused memory blocks and allocates subsequent requested memory from the physical GPU memory, which has higher run-time cost than reusing memory blocks in a pool. Our memory allocation does not use memory pools except a small part enclosed by `interrupt` and `resume`, so we rarely need to free memory. While our approach instead must recompute memory addresses when the requested memory is larger than expected (Section 4.3), the recomputation cost in the training is low, as shown in Figure 4b, and the recomputation becomes less frequent as the training proceeds.

As for the inference, the amount of consumed memory and the running time reduce by 14.6% (Figure 2d) and 23.8% (Figure 3d), respectively.

Heuristic

As shown in Figure 4b, the heuristic algorithm takes much longer in the inference, whereas it terminates quickly for the training formulas. This is due to the Chainer script that we use for the evaluation: the script always generates 100 words for inference, whereas it cuts sentences used for the training into up to 50 words. Thus, the inference requests many more memory blocks than the training, and the heuristic takes long in the inference. Fortunately, this should not be problematic in practice, because we can solve DSA with idle CPUs after responding to an inference request. We note that the running time performance of the heuristic can be improved by using faster languages, such as C and C++. CPLEX could not obtain the optimal solutions within the 1-hour time limit.

6 Conclusion

We propose a profile-guided memory optimization for DNNs. We develop a simple heuristic algorithm to DSA to obtain efficient and fast memory allocation, and incorporate the heuristic in Chainer. We experimentally confirmed that our method reduces the memory consumption and accelerates propagation in both training and inference using CNNs and seq2seq.

References

- [Abadi *et al.*, 2016] Martín Abadi, Paul Barham, Jianmin Chen, Zhifeng Chen, Andy Davis, Jeffrey Dean, Matthieu Devin, Sanjay Ghemawat, Geoffrey Irving, Michael Isard, Manjunath Kudlur, Josh Levenberg, Rajat Monga, Sherry Moore, Derek G. Murray, Benoit Steiner, Paul A. Tucker, Vijay Vasudevan, Pete Warden, Martin Wicke, Yuan Yu, and Xiaoqiang Zheng. TensorFlow: A system for large-scale machine learning. In *Proc. of OSDI*, pages 265–283, 2016.
- [Arañori *et al.*, 2012] Yohei Arañori, Takashi Imamichi, and Hiroshi Nagamochi. An exact strip packing algorithm based on canonical forms. *Computers & Operations Research*, 39(12):2991–3011, 2012.
- [Bastien *et al.*, 2012] Frédéric Bastien, Pascal Lamblin, Razvan Pascanu, James Bergstra, Ian J. Goodfellow, Arnaud Bergeron, Nicolas Bouchard, David Warde-Farley, and Yoshua Bengio. Theano: new features and speed improvements. *CoRR*, abs/1211.5590, 2012.
- [Burke *et al.*, 2004] Edmund K. Burke, Graham Kendall, and Glenn Whitwell. A new placement heuristic for the orthogonal stock-cutting problem. *Operations Research*, 52(4):655–671, 2004.
- [Chen *et al.*, 2015] Tianqi Chen, Mu Li, Yutian Li, Min Lin, Naiyan Wang, Minjie Wang, Tianjun Xiao, Bing Xu, Chiyuan Zhang, and Zheng Zhang. MXNet: A flexible and efficient machine learning library for heterogeneous distributed systems. *CoRR*, abs/1512.01274, 2015.
- [Chen *et al.*, 2016] Tianqi Chen, Bing Xu, Chiyuan Zhang, and Carlos Guestrin. Training deep nets with sublinear memory cost. *CoRR*, abs/1604.06174, 2016.
- [Garey and Johnson, 1979] M. R. Garey and D. S. Johnson. *Computers and Intractability: A Guide to the Theory of NP-Completeness*. Series of Books in the Mathematical Sciences. W. H. Freeman, 1979.
- [Gong *et al.*, 2014] Yunchao Gong, Liu Liu, Ming Yang, and Lubomir D. Bourdev. Compressing deep convolutional networks using vector quantization. *CoRR*, abs/1412.6115, 2014.
- [Han *et al.*, 2015] Song Han, Jeff Pool, John Tran, and William J. Dally. Learning both weights and connections for efficient neural network. In *Proc. of NIPS*, pages 1135–1143, 2015.
- [Han *et al.*, 2016] Song Han, Huizi Mao, and William J. Dally. Deep compression: Compressing deep neural network with pruning, trained quantization and Huffman coding. In *Proc. of ICLR*, 2016.
- [He *et al.*, 2016] Kaiming He, Xiangyu Zhang, Shaoqing Ren, and Jian Sun. Deep residual learning for image recognition. In *Proc. of CVPR*, pages 770–778, 2016.
- [Hochreiter and Schmidhuber, 1997] Sepp Hochreiter and Jürgen Schmidhuber. Long short-term memory. *Neural Computation*, 9(8):1735–1780, 1997.
- [Krizhevsky *et al.*, 2012] Alex Krizhevsky, Ilya Sutskever, and Geoffrey E. Hinton. Imagenet classification with deep convolutional neural networks. In *Proc. of NIPS*, pages 1106–1114, 2012.
- [LeCun *et al.*, 2015] Yann LeCun, Yoshua Bengio, and Geoffrey E. Hinton. Deep learning. *Nature*, 521(7553):436–444, 2015.
- [Meng *et al.*, 2017] Chen Meng, Minmin Sun, Jun Yang, Minghui Qiu, and Ynag Gu. Training deeper models by GPU memory optimization on TensorFlow. In *Proc. of ML Systems Workshop in NIPS*, 2017.
- [Rhu *et al.*, 2016] Minsoo Rhu, Natalia Gimelshein, Jason Clemons, Arslan Zulfiqar, and Stephen W. Keckler. vDNN: Virtualized deep neural networks for scalable, memory-efficient neural network design. In *Proc. of MICRO*, pages 1–13, 2016.
- [Russakovsky *et al.*, 2015] Olga Russakovsky, Jia Deng, Hao Su, Jonathan Krause, Sanjeev Satheesh, Sean Ma, Zhiheng Huang, Andrej Karpathy, Aditya Khosla, Michael Bernstein, Alexander C. Berg, and Li Fei-Fei. ImageNet Large Scale Visual Recognition Challenge. *International Journal of Computer Vision*, 115(3):211–252, 2015.
- [Shirahata *et al.*, 2016] Koichi Shirahata, Yasumoto Tomita, and Atsushi Ike. Memory reduction method for deep neural network training. In *Proc. of MLSP*, pages 1–6, 2016.
- [Steinberg, 1997] A. Steinberg. A strip-packing algorithm with absolute performance bound 2. *SIAM Journal on Computing*, 26:401–409, 1997.
- [Sutskever *et al.*, 2014] Ilya Sutskever, Oriol Vinyals, and Quoc V. Le. Sequence to sequence learning with neural networks. In *Proc. of NIPS*, pages 3104–3112, 2014.
- [Szegedy *et al.*, 2015] Christian Szegedy, Wei Liu, Yangqing Jia, Pierre Sermanet, Scott E. Reed, Dragomir Anguelov, Dumitru Erhan, Vincent Vanhoucke, and Andrew Rabinovich. Going deeper with convolutions. In *Proc. of CVPR*, pages 1–9, 2015.
- [Szegedy *et al.*, 2017] Christian Szegedy, Sergey Ioffe, Vincent Vanhoucke, and Alexander A. Alemi. Inception-v4, Inception-ResNet and the impact of residual connections on learning. In *Proc. of AAAI*, pages 4278–4284, 2017.
- [Tokui *et al.*, 2015] Seiya Tokui, Kenta Oono, Shohei Hido, and Justin Clayton. Chainer: A next-generation open source framework for deep learning. In *Proc. of Workshop on Machine Learning Systems in NIPS*, 2015.
- [Wang *et al.*, 2018] Linnan Wang, Jinmian Ye, Yiyang Zhao, Wei Wu, Ang Li, Shuaiwen Leon Song, Zenglin Xu, and Tim Kraska. SuperNeurons: Dynamic GPU memory management for training deep neural networks. *CoRR*, abs/1801.04380, 2018.