

Current unknowns in the three-neutrino framework

F. Capozzi,¹ E. Lisi,² A. Marrone,^{3,2} A. Palazzo,^{3,2}

¹*Max-Planck-Institut für Physik (Werner-Heisenberg-Institut), Föhringer Ring 6, 80805 München, Germany*

²*Istituto Nazionale di Fisica Nucleare, Sezione di Bari, Via Orabona 4, 70126 Bari, Italy*

³*Dipartimento Interateneo di Fisica dell'Università di Bari, Via Amendola 173, 70126 Bari, Italy*

April 26, 2018

Abstract

We present an up-to-date global analysis of data coming from neutrino oscillation and non-oscillation experiments, as available in April 2018, within the standard framework including three massive and mixed neutrinos. We discuss in detail the status of the three-neutrino (3ν) mass-mixing parameters, both known and unknown. Concerning the latter, we find that: normal ordering (NO) is favored over inverted ordering (IO) at 3σ level; the Dirac CP phase is constrained within $\sim 15\%$ ($\sim 9\%$) uncertainty in NO (IO) around nearly-maximal CP-violating values; the octant of the largest mixing angle and the absolute neutrino masses remain undetermined. We briefly comment on other unknowns related to theoretical and experimental uncertainties (within 3ν) or possible new states and interactions (beyond 3ν).

1 Introduction

This work represents an ideal follow-up of a previous review in this Journal [1], where a global analysis of oscillation and non-oscillation data as of 2005 was discussed in detail, within the framework of three massive and mixed neutrinos (3ν). This framework, that has gradually emerged from a series of beautiful experiments, represents now a “standard” paradigm of particle physics [2, 3], as also highlighted by the Nobel Prize in Physics 2015 [4], that crowned decisive oscillation discoveries with natural (atmospheric and solar) neutrinos [5, 6], and by the Breakthrough Prize in Fundamental Physics 2016 [7], awarded to milestone experiments using both natural and man-made (reactor and accelerator) neutrino beams [8, 9].

The three-neutrino paradigm is based on the simplest assumption beyond massless neutrinos, namely, that the three known flavor states $\nu_\alpha = (\nu_e, \nu_\mu, \nu_\tau)$ are linear combinations of three states $\nu_i = (\nu_1, \nu_2, \nu_3)$ with definite masses $m_i = (m_1, m_2, m_3)$ through a unitary matrix $U_{\alpha i}$, also called the Pontecorvo-Maki-Nakagawa-Sakata [10, 11] (PMNS) matrix [12]. In standard convention [3], $U_{\alpha i}$ is parameterized in terms of three mixing angles $\theta_{ij} \in [0, \pi/2)$ and one so-called Dirac phase $\delta \in [0, 2\pi)$, associated to possible violations of the charge-parity (CP) symmetry in the neutrino sector,

$$U_{\alpha i} = \begin{pmatrix} c_{13}c_{12} & s_{12}c_{13} & s_{13}e^{-i\delta} \\ -s_{12}c_{23} - c_{12}s_{23}s_{13}e^{i\delta} & c_{12}c_{23} - s_{12}s_{23}s_{13}e^{i\delta} & s_{23}c_{13} \\ s_{12}s_{23} - c_{12}c_{23}s_{13}e^{i\delta} & -c_{12}s_{23} - s_{12}c_{23}s_{13}e^{i\delta} & c_{23}c_{13} \end{pmatrix}, \quad (1)$$

where $c_{ij} = \cos(\theta_{ij})$ and $s_{ij} = \sin(\theta_{ij})$.

A convention-independent measure of CP violation is given by the Jarlskog invariant [13, 3]

$$J = \text{Im} \left(U_{\mu 3} U_{e 3}^* U_{e 2} U_{\mu 2}^* \right) \quad (2)$$

$$= \frac{1}{8} \cos(\theta_{13}) \sin(2\theta_{13}) \sin(2\theta_{23}) \sin(2\theta_{12}) \sin \delta , \quad (3)$$

which shows at a glance that leptonic CP violation is a genuine 3ν effect [14]. In particular, $J \neq 0$ requires not only that $\delta \neq \{0, \pi\}$ but also that any mixing angle is nonzero ($\theta_{ij} > 0$) and that any two masses are different ($m_i \neq m_j$) – otherwise one mixing angle could be rotated away. Since the review in [1] (when only θ_{12} and θ_{23} were measured), dramatic progress has occurred concerning θ_{13} [15], starting from hints from solar, reactor and atmospheric data [16], to growing evidence from accelerator data [17, 18, 19, 20] and finally to its discovery and precise determination via near-far detection at short-baseline reactors [21, 22, 23, 24, 25, 26]. Currently, not only the J prefactor is known to be nonzero, but very interesting data from long-baseline accelerator experiments [27, 28, 29, 30] seem to suggest a nearly maximal CP phase factor, $|\sin \delta| \sim 1$, with a significant preference for $\sin \delta < 0$ [31, 32, 33, 34, 35]. Another issue is the near maximality of the θ_{23} angle, $\sin^2(2\theta_{23}) \simeq 1$, that is still unresolved [27, 28, 29, 30] in terms of a preferred octant ($\theta_{23} \leq \pi/4$ or $> \pi/4$) [36].

Concerning neutrino mass states ν_i , the standard labelling [3] $i = 1, 2, 3$ reflects the observed hierarchy of ν_e mixing with ν_i , namely, $|U_{e1}|^2 > |U_{e2}|^2 > |U_{e3}|^2$. In vacuum, oscillations of relativistic ν_i with given momentum p and energies $E(\nu_i) \simeq p + m_i^2/(2p)$ are triggered by the tiny differences $E(\nu_i) - E(\nu_j) \simeq (m_i^2 - m_j^2)/(2p)$. Using the same convention as in [1] we define two independent squared mass differences,

$$\delta m^2 = m_2^2 - m_1^2 > 0 \quad (4)$$

and

$$\Delta m^2 = m_3^2 - \frac{m_1^2 + m_2^2}{2} , \quad (5)$$

with two possible options for the neutrino mass spectrum ordering: either $\Delta m^2 > 0$ (normal ordering, NO) or $\Delta m^2 < 0$ (inverted ordering, IO). In matter, oscillations of ν_α are also affected by interaction energy differences $E(\nu_e) - E(\nu_{\mu,\tau}) = \sqrt{2}G_F N_e$ via the celebrated Mikheev-Smirnov-Wolfenstein (MSW) mechanism [37, 38, 39] and its variants for different profiles of the electron density $N_e(x)$ [3, 40]. Oscillations in both vacuum and matter have led to measurements of δm^2 and $|\Delta m^2|$ but not yet of the sign of Δm^2 [41].

Finally, absolute neutrino masses are accessible via kinematical effects at the endpoint of β decay [42, 43], approximately sensitive to the so-called effective electron neutrino mass m_β defined as [44],

$$m_\beta^2 = \sum_{i=1}^3 |U_{ei}|^2 m_i^2 = c_{13}^2 (c_{12}^2 m_1^2 + s_{12}^2 m_2^2) + s_{13}^2 m_3^2 , \quad (6)$$

or via dynamical effects from gravitational and electroweak interactions. In particular, cosmological observations are sensitive to the sum of neutrino masses (i.e., to their “total gravitational charge”) [45, 46, 47, 48],

$$\Sigma = m_1 + m_2 + m_3 , \quad (7)$$

and, to some extent, also to the mass spectrum ordering [49]. If neutrinos are of Majorana (instead of Dirac) type [50, 51], then a rare process of two-lepton creation—the neutrinoless double beta decay ($0\nu\beta\beta$)—may occur in some nuclei [52, 53, 54, 55], with a rate proportional to the square of the effective Majorana mass $m_{\beta\beta}$,

$$m_{\beta\beta} = \left| \sum_{i=1}^3 U_{ei}^2 m_i \right| = \left| c_{13}^2 (c_{12}^2 m_1 + s_{12}^2 e^{i\phi_{21}} m_2) + s_{13}^2 e^{i\phi_{31}} m_3 \right| , \quad (8)$$

where ϕ_{ji} are additional (Majorana) CP-violating phases, here defined via the convention $U \rightarrow U \cdot \text{diag}(1, e^{\frac{i}{2}\phi_{21}}, e^{\frac{i}{2}(\phi_{31}+2\delta)})$ [56]. See also [57] for an interesting recent overview of formalism and conventions in neutrino physics.

Within the above 3ν framework of massive and mixed neutrinos, we currently know rather accurately five parameters, governing two oscillation frequencies and their amplitudes in different channels,

$$3\nu \text{ knowns : } \delta m^2, |\Delta m^2|, \theta_{12}, \theta_{23}, \theta_{13} , \quad (9)$$

while the following five features have not been established yet:

$$3\nu \text{ unknowns : } \delta, \text{ sign}(\Delta m^2), \text{ sign}(\theta_{23} - \pi/4), \min(m_i), \text{ Dirac/Majorana nature} , \quad (10)$$

the latter option including the unknown phases ϕ_{21} and ϕ_{31} (if Majorana). In the following we shall review the status of both known and unknown features of the 3ν framework, within a global analysis of oscillation and non-oscillation data as available in April 2018. Results will be expressed in terms of standard deviations $N\sigma$ from a local or global χ^2 minimum,

$$N\sigma = \sqrt{\Delta\chi^2} . \quad (11)$$

This analysis follows up the previous review in this Journal [1] and updates the more recent papers in [34, 35]. Interesting and independent global analyses of neutrino data have also appeared recently [31, 32, 33], and will be referred to for comparison in the following.

There are also other “unknowns” (or poorly known quantities) that affect the completion and test of the 3ν framework. On the one hand, several physics ingredients demand a deeper experimental and theoretical knowledge, at the level of neutrino production (e.g., absolute fluxes and energy spectra), evolution in time (e.g., background fermion profiles in matter, large-scale structure effects in cosmology), and detection (e.g., absolute and differential cross sections, effective weak couplings in nuclear matter). On the other hand, at any given time there are some observed phenomena that seem to go beyond the adopted “standard neutrino framework,” and that might point towards novel states or interactions. A relevant example is currently provided by anomalous oscillation results suggesting mixing with light sterile neutrinos [58, 59, 60, 61], possibly endowed with peculiar interactions to evade cosmological bounds [62, 63, 64, 65]. An overview of these “generalized” unknown (or poorly known) aspects of neutrino physics is beyond the scope of this paper, but we shall briefly comment on some of them while discussing the “proper” 3ν knowns and unknowns in Eqs. (9) and (10), especially to highlight 3ν aspects which deserve further attention.

The paper is organized as follows. In Section 2 we discuss the methodology and the updates used to analyze solar, long-baseline reactor, long-baseline accelerator, short-baseline reactor, and atmospheric ν oscillation data. With respect to [1] and also to more recent analyses [34, 35] we now use official χ^2 maps provided by experimental collaborations for some data sets (including short-baseline reactor and atmospheric neutrinos) that are difficult to reproduce by external users, and discuss pros and cons of this choice. In Section 3 we discuss the global fit results in terms of single (known and unknown) oscillation parameters. We find persisting hints in favor of $\sin \delta < 0$ and significant indications in favor of normal spectrum ordering, at the level of $N\sigma \simeq 3$. Concerning θ_{23} , we find a rather restricted range near maximal mixing, with a slight preference for the second octant. In Section 4 we explore in further detail such results in terms of covariances between pairs of parameters, which highlight the interplay among different data sets. In Section 5 we combine oscillation data with nonoscillation constraints from cosmology and neutrinoless double beta decay, in order to derive upper bounds on absolute neutrino masses, which are of interest also for neutrino mass searches with beta decay. Our summary and conclusions are reported in Section 6.

A final remark is in order. As in [1], we aim at presenting a state-of-the-art global analysis of 3ν knowns and unknowns, but we do not aim at being bibliographically complete. A useful starting point for orientation in the vast neutrino literature is [66]. Recent books with useful references on various aspects of our current understanding (and future prospects) of the neutrino mass-mixing phenomenology and its relation with astroparticle physics and cosmology include [67, 68, 69, 70, 71, 72, 73, 74, 75, 76, 77]. With respect to [1], we do not insist anymore on statistical aspects that have now become standard tools in the field (such as details of the pull method [78] and of its various applications in χ^2 analyses), but prefer to comment on future challenges that are emerging from analyses of current and prospective data.

2 Analysis of oscillation data: Methodology and updates

In the review [1], it was found that the mixing angle θ_{13} was compatible with zero at $\sim 1\sigma$, although its best-fit value ($\sin^2 \theta_{13} \sim 10^{-2}$) was already in the right ballpark of later discoveries. At that time, under the assumption $\theta_{13} \simeq 0$ suggested by the CHOOZ null results [15], it was methodologically convenient—before performing a global fit—to group oscillation data in two classes: solar plus long-baseline reactor data, mainly sensitive to $(\delta m^2, \theta_{12})$, and atmospheric and long-baseline accelerator data, mainly sensitive to $(\Delta m^2, \theta_{23})$ [1].

Subsequently, the growing indications in favor of $\sin^2 \theta_{13} \sim 0.01$ – 0.02 [16] and its experimental discoveries via $\nu_e \rightarrow \nu_e$ flavor disappearance at reactors [8] and $\nu_\mu \rightarrow \nu_e$ appearance at accelerators [9], have opened a portal to genuine 3ν effects at subleading level [25, 79], such as possible signs of CP violation driven by δ [29] and, more recently, to possible indications about the mass ordering [80]; see also [31, 32, 33, 34, 35]. In this context, a different grouping of data was proposed in [25], in order to show more clearly the progressive impact of different data sets on both known and unknown parameters. The same methodology is also adopted herein, being supported by additional reasons that we now discuss.

The starting point is provided by solar and long-baseline reactor data, that probe the $\nu_e \rightarrow \nu_e$ flavor disappearance channel via oscillations driven by the $(\delta m^2, \theta_{12}, \theta_{13})$ parameters. These data provide precise measurements of $(\delta m^2, \theta_{12})$ and a rough measurement of $\theta_{13} > 0$ at the $\sim 2\sigma$ level. On the other hand, long-baseline accelerator data probe both the $\nu_\mu \rightarrow \nu_\mu$ disappearance and the $\nu_\mu \rightarrow \nu_e$ appearance channel via oscillations driven mainly by the $(\Delta m^2, \theta_{23}, \theta_{13})$ parameters, but they are also sensitive to subleading effects driven by $(\delta m^2, \theta_{12})$, as well as by δ and $\text{sign}(\Delta m^2)$. The interesting new fact is that such data provide, in combination, not only a good measurement for each of the five parameters in Eq. (9), but also precious hints in favor of $\sin \delta \neq 0$ (i.e., CP violation) and of $\text{sign}(\Delta m^2) = +1$ (i.e., normal ordering), as shown in Sec. 3. It turns out that these hints are enhanced by adding first short-baseline reactor data, mainly sensitive to $(\Delta m^2, \theta_{13})$, and then atmospheric neutrino data, sensitive in different ways to all the oscillation parameters via disappearance and appearance channels. Therefore, this methodological approach allows to gauge how the current indications about neutrino CP violation and mass spectrum ordering are progressively enhanced, by using increasingly rich data sets in the global analysis.

In the following, we discuss relevant updates for the various data sets, in the same order as suggested by the above methodology. The reader not interested in technical details may skip the rest of this Section and jump to the results in Section 3.

2.1 Solar and long-baseline reactor (KamLAND) neutrinos

Concerning solar neutrinos, with respect to the recent analyses in [34, 35] we now include the latest low-energy Borexino data [81, 82, 83] and Super-Kamiokande-IV data (day and night) [84]. We have

revisited our analysis of three-phase data from the Sudbury Neutrino Observatory (SNO), obtaining results in closer agreement with the official SNO ones reported in [85] for the mass-mixing parameter region allowed at large mixing angle (LMA). Inputs from radiochemical experiments remain as reported in [86] (Homestake) for Chlorine and in [87, 88] (GALLEX-GNO + SAGE) for Gallium.

We adopt reference solar neutrino fluxes from the standard solar model named B16-GS98 in [89], which ameliorates the tension with helioseismological data. Systematic nuisance uncertainties are taken from [89] and, when needed, they are supplemented by related information from [90]. The ^8B neutrino spectrum and its uncertainties are taken from [91].

The Gallium (Ga) neutrino absorption cross-section $\sigma_{\text{Ga}}(E_\nu)$ and its uncertainties have been updated according to the recent experimental results and estimates in [92] (see also [93]). The results of [92] lead to a reduction of the unoscillated solar neutrino rate in Ga by ~ 6 SNU (solar neutrino units [94]) for our adopted reference fluxes [89] (the reduction by ~ 10 SNU quoted in [92] being due to somewhat different fluxes). The generic impact of Ga cross-section variations was discussed in [95], where it was shown that, in combination with SNO, a reduction of σ_{Ga} tends to slightly decrease θ_{12} and increase δm^2 for nonzero θ_{13} (see Figs. 8 and 9 in [95]). These qualitative expectations are confirmed in our analysis.

Concerning long-baseline reactor neutrino oscillations in the KamLAND (KL) experiment [96], we adopt the same reanalysis of the 2011 KL data set [97] performed in [34], which included in the reactor spectra [98, 99] the “bump” feature recently observed around energies $E_\nu \sim 5\text{--}7$ MeV [100, 101, 102, 103], which is still poorly understood [104, 105, 106, 107]). Such a reanalysis has led to a tiny reduction of the $(\delta m^2, \theta_{12})$ best-fit values in KL [34], see also [108]. In this context, an official KL analysis update (including current information on reactor spectra and uncertainties) would be beneficial.

As in [34], we cannot use the latest published KL data [96] herein. They are presented in a peculiar format (consisting of three subsets with correlated systematics) that prevents a proper detailed analysis outside the collaboration. This drawback is representative of a more general situation that is becoming increasingly common in neutrino physics—as also discussed later in this review—and that parallels other fields of particle physics involving multiple and complex experimental inputs, such as global analyses of electroweak data [109, 110] and of parton distribution functions [110, 111, 112]. Indeed, as the experiments become more refined and collect higher statistics with trickier dependence on systematics, the data analysis also gets more complicated, eventually becoming nearly prohibitive outside the collaborations. However, external users may need to perform their own data fits for diverse purposes, e.g., for global analyses as in this work, or for phenomenological tests of specific theoretical models, or for sensitivity estimates of prospective signals. One can then adopt different approaches to such situation, with various pros and cons, including: (a) continue to analyze (some) available data within reasonable approximations or well-defined restrictions, but with increasing awareness of the inherent uncertainties; (b) discard raw data in favor of officially “processed” results (e.g., via χ^2 maps or dedicated software tools, if any) that, however, may prevent testing analysis details or variants; (c) just give up on some data (sub)sets. Given the complex issues involved, one should maintain an open attitude about different choices (that may be dictated by objective difficulties as well as by subjective assessments), and foster a continuous dialogue between internal collaboration teams and external researchers, so as to use the precious experimental data in the best possible way to advance neutrino phenomenology and theory.

We conclude by reminding that the 3ν survival probability relevant for solar and KamLAND neutrino data can be cast in the form [3, 108]:

$$P_{3\nu}(\nu_e \rightarrow \nu_e) \simeq \cos^4 \theta_{13} P_{2\nu}(\nu_e \rightarrow \nu_e) + \sin^4 \theta_{13} , \quad (12)$$

where $P_{2\nu}$ corresponds to the 2ν probability for $\theta_{13} = 0$, which depends on the $(\delta m^2, \theta_{12})$ parameters only. For solar neutrinos, one should replace θ_{13} with its effective value in matter $\tilde{\theta}_{13}$, which carries a slight dependence on Δm^2 and on the mass ordering [114, 1].

2.2 Long-baseline accelerator neutrinos

At the time of the previous review [1] on this Journal, long-baseline (LBL) accelerator searches for $\nu_\mu \rightarrow \nu_\mu$ disappearance had been performed only by the KEK-to-Kamioka (K2K) experiment [115, 116], later followed by the Main Injector Neutrino Oscillation Search (MINOS) experiment [117] that also started to search for $\nu_\mu \rightarrow \nu_e$ appearance [118]. The successful search for $\nu_\mu \rightarrow \nu_\tau$ appearance in the Oscillation Project with Emulsion-tRacking Apparatus (OPERA) [119] has provided further confidence in the 3ν framework, although the data in this channel do not significantly constrain the 3ν oscillation parameters.

Two main experiments currently drive the search for both $\nu_\mu \rightarrow \nu_\mu$ and $\nu_\mu \rightarrow \nu_e$ oscillations with LBL accelerator neutrino and antineutrino beams, namely, the Tokai-to-Kamioka (T2K) experiment in Japan [29, 120] and the Neutrino at main injector Off-axis ν_e Appearance experiment in the U.S. [30]. A powerful software, the General Long Baseline Experiment Simulator (GLOBES) [121, 122] has also become publicly available to analyze this class of experiments, including a full-fledged treatment of statistical and systematic uncertainties. Previous analyses that included T2K and NOvA results via adapted versions of GLOBES have been discussed in [34, 35].

Very recently, updated disappearance and appearance data have been presented for both T2K [123] and NOvA [124]. For T2K [123], disappearance data include 240 ν_μ events and 68 $\bar{\nu}_\mu$ events in the charged-current quasi-elastic (CCQE) class, divided into 27 equally-spaced bins in the reconstructed energy range [0.2, 2.9] GeV, plus a 28th bin (4 GeV wide) for higher energies. Appearance data include 74 CCQE ν_e , 7 CCQE $\bar{\nu}_e$ and 15 CC1 π (one pion) e -like events, divided into 9 equally-spaced bins in the interval [0.125, 1.25] GeV. Background events are taken from [123] and assumed to be oscillation-independent. In our analysis, software-generated disappearance and appearance spectra are calibrated so as to reasonably reproduce the official spectra at the oscillation best-fit point, which require $\sim 15\%$ energy resolution smearing. Agreement with official parameter bounds is also optimized by slightly tuning nuisance parameters, including the normalization uncertainties that we set at the level of 7% (CCQE ν_e and $\bar{\nu}_e$), 9% (background ν_e and $\bar{\nu}_e$), 7% (CCQE ν_μ and $\bar{\nu}_\mu$ background and signal events), and 20% (CC1 π). A likelihood function L including Poisson statistics [125] is then constructed and converted into $\chi^2 = -2\log(L)$.

For NOvA [124], disappearance data include 126 ν_μ events, divided into 4 subsets called “quantiles,” each of them corresponding to different energy resolutions (6, 8, 10 and 12 %) and to 18 bins with different width. Appearance data include 57 ν_e events divided into 6 equally-spaced bins in the interval [1, 4] GeV; we do not consider a further separation into three subclasses with different values of the particle identification (PID) parameter [124]. Also included are 9 so-called peripheral ν_e events grouped in a single bin. As for T2K, also NOvA backgrounds are assumed to be oscillation-independent, oscillated spectra are tuned at best fit, and nuisance parameters are slightly adjusted. In particular, we assume 10% normalization error for ν_e background and signal events, and 20% and 5% errors for the normalization and calibration of ν_μ events, respectively. A Poissonian χ^2 is then constructed.

We obtain very good agreement with all the oscillation parameter constraints shown in [123] for T2K and in [124] for NOvA, under the same assumptions used therein about θ_{13} (usually restricted around $\sin^2 \theta_{13} \simeq 0.02$). We emphasize that no restrictive assumption is made when the T2K and NOvA data are included in the global analysis, all the parameters being left free. We also remark that T2K and NOvA appearance data are now accurate enough to require analyses in terms of binned spectra rather than of total rates, the latter being less constraining: this represents tremendous progress in the field. Finally, it should be noticed that the two collaborations are working towards the formation of a joint analysis group producing a full T2K+NOvA combined analysis by 2021 [126].

We conclude by reminding that the 3ν appearance probability of accelerator neutrinos (traveling along a baseline x in constant N_e) can be approximately cast in the form (in natural units) [3, 127, 128]:

$$\begin{aligned}
P(\nu_\mu \rightarrow \nu_e) \simeq & \sin^2 \theta_{23} \sin^2 2\theta_{13} \left(\frac{\Delta m^2}{A - \Delta m^2} \right) \sin^2 \left(\frac{A - \Delta m^2}{4E} x \right) \\
& + \sin 2\theta_{23} \sin 2\theta_{13} \sin 2\theta_{12} \left(\frac{\Delta m^2}{A} \right) \left(\frac{\Delta m^2}{A - \Delta m^2} \right) \sin \left(\frac{A}{4E} x \right) \sin \left(\frac{A - \Delta m^2}{4E} x \right) \cos \left(\frac{\Delta m^2}{4E} x \right) \cos \delta \\
& - \sin 2\theta_{23} \sin 2\theta_{13} \sin 2\theta_{12} \left(\frac{\Delta m^2}{A} \right) \left(\frac{\Delta m^2}{A - \Delta m^2} \right) \sin \left(\frac{A}{4E} x \right) \sin \left(\frac{A - \Delta m^2}{4E} x \right) \sin \left(\frac{\Delta m^2}{4E} x \right) \sin \delta \\
& + \cos^2 \theta_{13} \sin^2 2\theta_{12} \left(\frac{\Delta m^2}{A} \right)^2 \sin^2 \left(\frac{A}{4E} x \right), \tag{13}
\end{aligned}$$

where $A = 2\sqrt{2}G_F N_e E$ governs matter effects, with $A \rightarrow -A$ and $\delta \rightarrow -\delta$ for $\nu \rightarrow \bar{\nu}$, and $\Delta m^2 \rightarrow -\Delta m^2$ for normal to inverted ordering. At typical NOvA energies ($E \sim 2$ GeV) it is $|A/\Delta m^2| \sim 0.2$, and significant matter effects can build up along the baseline $x = 810$ km. At the lower T2K energies, the ratio $|A/\Delta m^2|$ is a factor 3–4 smaller, and the baseline ($x = 295$ km) is also smaller, so that oscillations are almost vacuum-like. See also [129, 130, 131, 132, 133] for recent analytical studies of 3ν probabilities at accelerator baselines and energies. Note that the above form for $P_{\mu e}$, despite being useful for later discussions, is not used in our analysis, which is based on full 3ν numerical probabilities in matter (for both appearance and disappearance channels) without any approximation.

2.3 Short-baseline reactor neutrinos

At the time of [1], short-baseline reactor neutrino results [15] were compatible with null oscillations within statistical and systematic errors. The development of the near-far detection technique [134] and the construction of massive detectors allowed to reduce the uncertainties and to discover θ_{13} , currently measured by three experiments: Daya Bay [22, 103, 135], RENO [23, 101, 136] and Double Chooz [21, 102, 137]; see [138, 139, 140] for recent reviews. Detailed spectral information actually allows to determine joint bounds on $(\Delta m^2, \theta_{13})$, as demonstrated by RENO [141] and Daya Bay [135], the latter setting bounds on Δm^2 competitive with those from LBL accelerator data [140]. These results represent a major success of reactor neutrino physics.

Among reactor experiments, Daya Bay [135] dominates current bounds on $(\Delta m^2, \theta_{13})$, the corresponding uncertainties being a factor ~ 2.5 smaller than in RENO [141, 136] and significantly smaller than in Double Chooz [137] (see also [140]). Recent analyses have shown that the reactor data combination only leads to fractional differences (well below 1σ) in comparison with bounds from Daya Bay data alone [31, 33].

Systematic errors are already comparable to statistical ones in both Daya Bay and RENO, and some systematics are shared by all reactor experiments including Double Chooz. Therefore, a proper combination should take into account a common set of nuisance parameters affecting the three experiments at the same time, within a unified analysis framework. A joint analysis might possibly clarify the apparent preference of Double Chooz for higher values of θ_{13} [140] as compared with Daya Bay and RENO. Work is in progress towards this (technically difficult but scientifically worthwhile) joint analysis, as testified by dedicated meetings [143, 144] and ongoing common activities mentioned, e.g., in [145, 146, 147]. For the purposes of this work, lacking a full understanding of common systematics, we choose to limit ourselves to using the official χ^2 map from Daya Bay alone in the global analysis. Such a Daya Bay map is provided in terms of $\chi^2 = \chi^2(\Delta m_{ee}^2, \sin^2 \theta_{13})$ [142], where the effective parameter Δm_{ee}^2 [148] can be converted into Δm^2 via the relation [149, 150]

$$\Delta m_{ee}^2 = |\Delta m^2| \pm (c_{12}^2 - s_{12}^2) \delta m^2 / 2, \tag{14}$$

where the upper (lower) sign refers to NO (IO). A proper combination of data and correlated uncertainties from all three reactor experiments is left as a future opportunity.

2.4 Atmospheric neutrinos

Atmospheric neutrinos represent a very important and rich source of information on neutrino oscillations, culminating in the discovery of $\nu_\mu \rightarrow \nu_\mu$ disappearance driven by $(\Delta m^2, \theta_{23})$ in 1998 [151, 152]. The wide range of energies and baselines probed by atmospheric neutrinos and antineutrinos of both muon and electron flavors, makes them sensitive to interesting multi-layer matter effects [153, 154, 155, 156] and to all the oscillation parameters in the 3ν framework [157, 158, 159], although only the dominant ones $(\Delta m^2, \theta_{23})$ have been really measured (with stringent upper and lower bounds) within this data sample so far [160].

In general, the event rate R_β for lepton-like events of flavor $\beta = e, \mu$ induced by atmospheric neutrinos of the same (β) or different (α) flavor must be estimated through multi-dimensional integrals of the form [161, 162, 163, 164]

$$R_\beta = \int (\Phi_\beta P_{\beta\beta} + \Phi_\alpha P_{\alpha\beta}) \otimes \sigma_\beta \otimes r_\beta \otimes \varepsilon_\beta, \quad (15)$$

where Φ represents the initial neutrino fluxes, P the oscillation probability, σ the cross section, and r and ε the detection resolution for the final-state lepton, while \otimes generically denotes convolution. The rates R_β are usually subdivided according to specific event topologies to specific ranges in observed energy and angular (bins). Finite energy and direction resolutions smear out considerably the information in P over binned spectra. All these ingredients come with their own uncertainties, which need to be estimated and propagated to the various spectra, often inducing sample-to-sample and bin-to-bin correlations of systematics [165, 163]. See also [166, 167] for statistical issues in the analysis of prospective data from future large-volume atmospheric neutrino detectors. The whole analysis is quite sophisticated and is becoming increasingly difficult—if not impossible—to be constructed outside the experimental collaborations themselves.

For instance, the latest Super-Kamiokande (SK) atmospheric data samples include as many as 520 bins in energy-angle and 155 systematic parameters [80], whose complete analysis vastly exceeds the capabilities of any external user. In particular, recent techniques for the statistical separation of ν_e and $\bar{\nu}_e$ event in dedicated samples [80], which provide enhanced sensitivity to matter effects, neutrino CP violation and mass ordering, has been achieved via neural-network simulations of the detection process [168]. Another issue is represented by incomplete (or missing) public information. As an example, the IceCube DeepCore (IC-DC) atmospheric data release in [169] was accompanied by a public analysis toolkit [170], but such tools have not (yet) been provided for the latest data release in [171], preventing a direct use by external users. This drawback has been recently compensated by the availability of IC-DC χ^2 maps [172] derived from the official oscillation analysis in [171].

There may be different approaches to these issues, especially concerning the vast and complex SK data set. One may limit the analysis to those subsets of SK atmospheric data which can be reliably reproduced outside the collaborations, as it was attempted in most global analyses so far, including, e.g., [1, 25, 34, 26, 163, 173]. Alternatively, one may use official χ^2 maps from SK if available, as advocated in [24, 33] that included the results in [174, 175]. Note, however, that such maps were obtained in the one-dominant mass-scale approximation ($\delta m^2 = 0$) [174, 175] and thus, by construction, they are insensitive to several subleading 3ν effects, including CP violation. Eventually—and more radically—one may just “give up” on the analysis of SK atmospheric data and exclude them altogether, as recently advocated in [31, 32].

In this work, we prefer to abandon our own analysis of SK atmospheric data, improved over the last twenty years [162, 35]. We feel that our attempts to analyze these data are no longer competitive with the official SK ones, as unavoidable approximations and data selections might bias or hinder the emergence of small, subleading effects. However, it makes sense to keep such data in the global analysis, since the full SK atmospheric sample clearly shows an increasing sensitivity to several 3ν “unknowns” [80], especially in combination with reactor and accelerator data. We thus adopt the official SK χ^2 maps which have been recently available [176], as derived in [80] through a full 3ν analysis of atmospheric data only (without external constraints from reactor or accelerator experiments). These SK χ^2 maps are provided for both NO and IO in terms of four relevant parameters $(\Delta m^2, \theta_{23}, \theta_{13}, \delta)$, with $(\delta m^2, \theta_{12})$ fixed at best fit. We also adopt the maps provided by IC-DC for their latest data sets [171, 172] in terms of the two dominant parameters $(\Delta m^2, \theta_{23})$ for both NO and IO, with $(\delta m^2, \theta_{12})$ fixed at best fit, the dependence on θ_{13} and δ being negligible at the current level of accuracy in IC-DC data [177].

We conclude this section by discussing the context and implications of this choice. Atmospheric neutrinos provide free beams with wide dynamical range in energy and pathlength, which will always provide a vast amount of interesting data (signal or background) in underground detectors. In particular, they still contain very rich oscillation physics to be explored, especially in terms of subleading 3ν effects [158, 178, 179] that, however, can emerge only through increasingly sophisticated analyses. Probably only the experimental collaboration are (and will be) able to study their own atmospheric data at such a refined level. This transition should be accompanied by a continuous dialogue with the scientific community, in order to make progress on several “unknowns” or poorly known quantities that may hide the relevant atmospheric neutrino physics, including e.g., the systematics of cosmic ray fluxes, atmosphere parameters, cascade evolution models, three-dimensional effects, event spectral shapes, resolution tails, effective volume estimates, detection cross sections, etc. The renewed interest in these issues is testified by recent dedicated atmospheric ν workshops [180, 181], in addition to traditional series with broader scope [182, 183]. Such topics will become even more crucial in the future, to make the best possible use of high-statistics data coming from new-generation projects [184] such as PINGU [185, 186], KM3NeT-ORCA [187], Hyper-Kamiokande [188] and INO [189].

In summary, we continue to perform an independent analysis of solar and KamLAND data, as well as of long-baseline accelerator neutrino data (with updated results from T2K [123] and NOvA [124]), whose combination provides bounds on the whole set of 3ν oscillation parameters $(\delta m^2, \Delta m^2, \theta_{12}, \theta_{13}, \theta_{23}, \delta)$. For the first time, we use processed results rather than original data for the other data sets. In particular, we include short-baseline reactor data constraints via the official Daya Bay map $\chi^2(\Delta m^2, \theta_{13})$ [142], and finally atmospheric neutrino data via the official SK map $\chi^2(\Delta m^2, \theta_{23}, \theta_{13}, \delta)$ [176] and the IC-DC map $\chi^2(\Delta m^2, \theta_{23})$ [172]. We have argued that using (some) processed results from experimental collaborations is becoming unavoidable in global analyses, although this transition should be accompanied by critical discussions and further advances in several related subfields. We have limited ourselves to the 3ν paradigm, but the same arguments apply to the analysis of possible subleading effects coming from extended frameworks with new neutrino states or interactions.

3 Results on single oscillation parameters

In this section we present the bounds on known and unknown 3ν oscillation parameters, coming from the data sets discussed in the previous section. Bounds are shown in terms of single parameters, all the others being marginalized away. The discussion of some detailed features, that involve the interplay between different parameters (covariances) is postponed to Section 4. The main new result is the emerging indication in favor of NO at $\sim 3\sigma$ in the global analysis, with coherent contributions from all data sets. We also briefly compare our results with those obtained in other recent analyses [31, 32, 33] under homogeneous assumptions as far as possible.

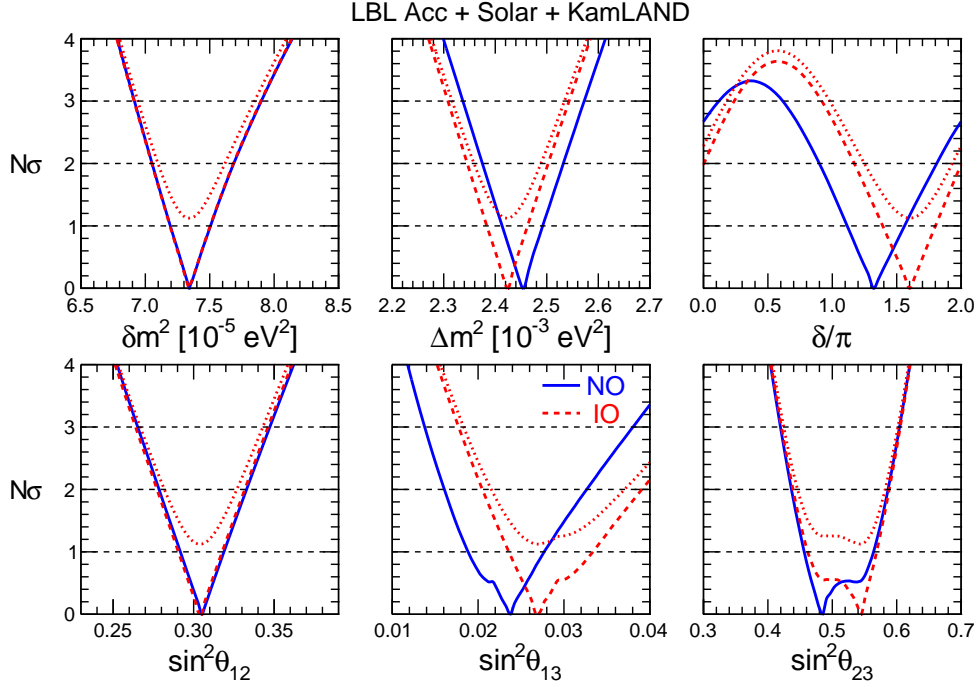


Figure 1: Analysis of long-baseline accelerator, solar and KamLAND data. Bounds on the mass-mixing parameters are given in terms of standard deviations $N\sigma = \sqrt{\chi^2 - \chi_{\min}^2}$ for both normal ordering (NO, solid blue lines) and inverted ordering (IO, dashed red lines), taken separately. For IO, bounds are also shown with respect to the absolute χ_{\min}^2 for NO (dotted red curves). The IO is slightly disfavored, at the level of $N\sigma \simeq 1.1$.

3.1 Synopsis with increasingly large data sets

Analysis of long-baseline accelerator, solar and KamLAND data. Figure 1 shows the bounds on single oscillation parameters, in terms of standard deviations $N\sigma$ from the best fit, for both NO (solid blue lines) and IO (dashed red lines), with separate χ^2 minimization for the two mass orderings. Symmetric and linear curves would correspond to gaussian errors, a situation approximately realized for the parameters δm^2 , θ_{12} and Δm^2 . Strong upper and lower bounds are placed on the Δm^2 , θ_{23} and θ_{13} parameters. Thus, the combination of long-baseline accelerator, solar and KamLAND data provides, by itself, a measurement of the known oscillation parameters. In addition, interesting hints emerge on the unknown ones.

Concerning the phase δ , the CP-conserving values $\delta = \{0, \pi\}$ are allowed at $\sim 2\sigma$ or less in both NO and IO. However, there is a clear preference for values around $\delta \sim 3\pi/2$, i.e. for nearly maximal CP violation with $\sin \delta \sim -1$, while values near the opposite case with $\sin \delta \sim +1$ are disfavored at more than 3σ . Concerning the octant of θ_{23} , there is a slight preference for $\theta_{23} < \pi/4$ in NO and $\theta_{23} > \pi/4$ in IO, but both octants are allowed at 1σ .

Concerning the mass ordering, Fig. 1 shows that the bounds on both δm^2 and θ_{12} (dominated by solar+KL data) are almost completely insensitive to it. On the contrary, some differences are found between NO and IO for the best-fit values and allowed ranges of the parameters (Δm^2 , θ_{23} , θ_{13} , δ), that are constrained by long-baseline accelerator data. In particular, there is a preference for higher θ_{13} in IO. We also find an overall difference between the two χ^2 minima in NO and IO, that amounts to

$$\chi_{\min}^2(\text{IO}) - \chi_{\min}^2(\text{NO}) = 1.3 \quad (\text{LBL acc. + solar + KL data}), \quad (16)$$

corresponding to a slight preference for NO at the level of $N\sigma \simeq 1.1$.

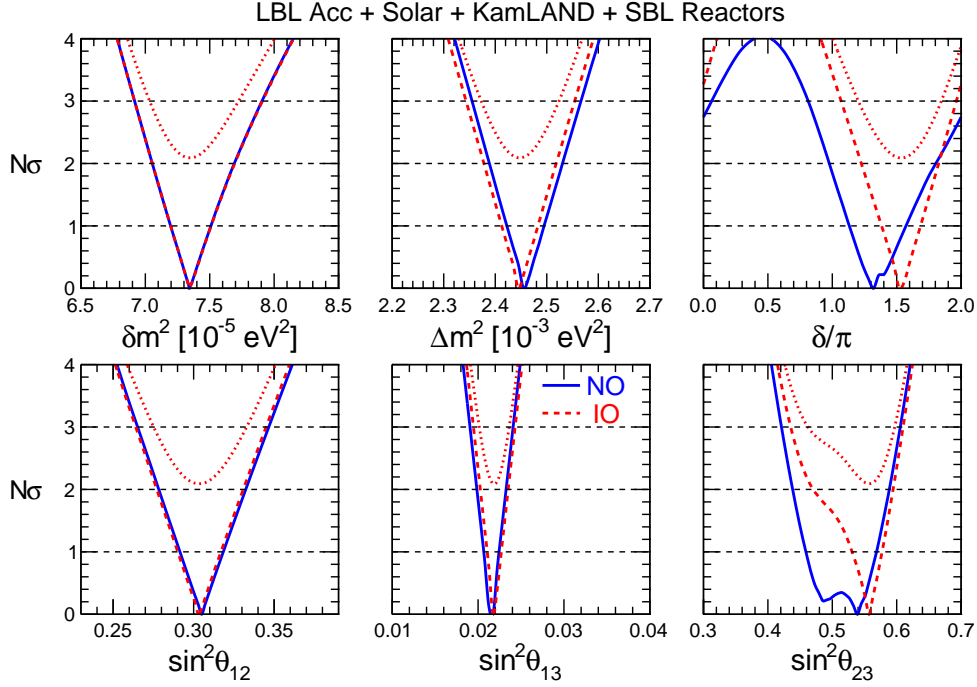


Figure 2: Analysis of long-baseline accelerator, solar and KamLAND data, and short-baseline reactor data. Line styles and colors are as in Fig. 1.

We thus show in Fig. 1 the parameter bounds for IO in terms of $N\sigma$, also by taking into account the absolute minimum in NO (dotted red lines). For any parameter in Fig. 1, marginalization over the (unknown) hierarchy information would correspond to taking the union of the allowed ranges at some $N\sigma$ for NO (blue solid curves) and for the displaced IO ones (dotted red curves).

The $\Delta\chi^2$ difference in Eq. (16) is almost entirely driven by the recent T2K and NOvA data. Older K2K and MINOS data are less relevant, and actually their removal would lead to a slightly higher preference for NO (not shown). Further T2K and NOvA results, possibly combined by the Collaborations themselves [126], will be crucial to test the current trend favoring NO over IO in this data sample.

Adding short-baseline reactor data. Figure 2 is analogous to Fig. 1, but includes short-baseline reactor constraints as described in Section 2. With respect to Fig. 1, the allowed range for θ_{13} is strongly reduced, with nearly linear and symmetric bounds for both NO and IO. Also the allowed range for Δm^2 is noticeably reduced, showing that reactor neutrinos are already competitive with long-baseline accelerators in determining the largest oscillation frequency driven by Δm^2 . Both parameters (Δm^2 , θ_{13}) depend much less on the mass ordering than in Fig. 1.

Concerning the unknown parameters, the octant ambiguity of θ_{23} remains unresolved, but there is a mild overall preference for $\theta_{23} > \pi/4$, more pronounced for IO. The indications in favor of nearly maximal CP violation are instead strengthened, and the CP-conserving values of δ are now disfavored at the level of $> 1.8\sigma$ in NO and $> 3\sigma$ in IO. Significant ranges for δ are excluded at $> 3\sigma$ in both NO and IO. The preference for NO is also corroborated, and amounts to

$$\chi_{\min}^2(\text{IO}) - \chi_{\min}^2(\text{NO}) = 4.4 \quad (\text{LBL acc. + solar + KL + SBL reac. data}) , \quad (17)$$

corresponding to an interesting confidence level $N\sigma \simeq 2.1$. As discussed in more detail in Sec. 4, the above result stems mainly from a slight θ_{13} tension in IO between reactor and accelerator data, the latter preferring higher values of θ_{13} than the former.

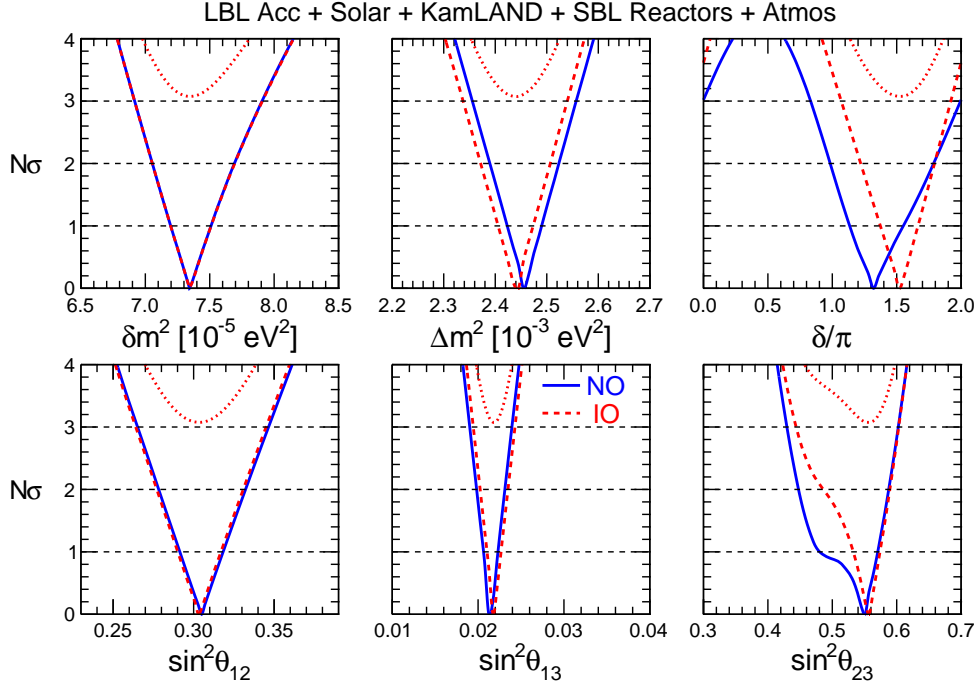


Figure 3: Global analysis of oscillation data from long-baseline accelerator, solar and KamLAND, short-baseline reactor, and atmospheric neutrino experiments. Line styles and colors are as in Fig. 1.

Adding atmospheric neutrinos: Global analysis of all oscillation data. Figure 3 is analogous to Fig. 2, but includes atmospheric neutrino constraints as described in Section 2. With respect to Fig. 2, the main differences concern the unknown oscillation parameters. There is a more pronounced preference for $\theta_{23} > \pi/4$, although both octants are allowed at $< 2\sigma$. The preference for CP violation with $\sin \delta < 0$ is confirmed, while CP conservation is disfavored at $> 1.9\sigma$ for NO and $> 3.5\sigma$ for IO. Remarkably, the sensitivity of atmospheric data to the mass ordering is also consistent with the hints from previous data sets and leads to

$$\chi_{\min}^2(\text{IO}) - \chi_{\min}^2(\text{NO}) = 9.5 \quad (\text{all oscillation data}) , \quad (18)$$

corresponding to a statistically significant confidence level $N\sigma \simeq 3.1$. The increase from Eq. (17) to Eq. (18) is mainly due to SK atmospheric data [80], but there is also a synergic contribution (by about one unit of $\Delta\chi^2$) from IC-DC data, that will be discussed in Sec. 4.

3.2 Summary and discussion of results

The preference for NO at the level of $\Delta\chi^2 \sim 9$ in Eq. (18) represents an interesting result of our work. This indication emerges consistently for increasingly rich data sets, as shown by the progression in Eqs. (16)–(18), and thus deserves attention. Taken at face value, a 3σ rejection of IO would imply that the only relevant scenario is NO, together with its parameter ranges (see Fig. 3).

However, caution should be exercised at this stage, since the value $\Delta\chi^2 \sim 9$ derives from two main contributions of comparable size $\Delta\chi^2 \simeq 4\text{--}5$ (corresponding to $\sim 2\sigma$) but with rather different origin. One contribution [Eq. (17)] comes basically from long-baseline accelerator data and their interplay with short-baseline reactor data, where mass-ordering effects can be understood with relatively simple arguments in terms of θ_{13} (see next Section). The other incremental contribution [from Eq. (17) to (18)] comes basically from atmospheric data, where mass-ordering effects are not apparent “at a glance”,

Table 1: Best fit values and allowed ranges at $N\sigma = 1, 2, 3$ for the 3ν oscillation parameters, in either NO or IO. The latter column shows the formal “1 σ accuracy” for each parameter, defined as 1/6 of the 3σ range divided by the best-fit value (in percent).

Parameter	Ordering	Best fit	1 σ range	2 σ range	3 σ range	“1 σ ” (%)
$\delta m^2/10^{-5} \text{ eV}^2$	NO	7.34	7.20 – 7.51	7.05 – 7.69	6.92 – 7.91	2.2
	IO	7.34	7.20 – 7.51	7.05 – 7.69	6.92 – 7.91	2.2
$\sin^2 \theta_{12}$	NO	3.04	2.91 – 3.18	2.78 – 3.32	2.65 – 3.46	4.4
	IO	3.03	2.90 – 3.17	2.77 – 3.31	2.64 – 3.45	4.4
$\sin^2 \theta_{13}/10^{-2}$	NO	2.14	2.07 – 2.23	1.98 – 2.31	1.90 – 2.39	3.8
	IO	2.18	2.11 – 2.26	2.02 – 2.35	1.95 – 2.43	3.7
$ \Delta m^2 /10^{-3} \text{ eV}^2$	NO	2.455	2.423 – 2.490	2.390 – 2.523	2.355 – 2.557	1.4
	IO	2.441	2.406 – 2.474	2.372 – 2.507	2.338 – 2.540	1.4
$\sin^2 \theta_{23}/10^{-1}$	NO	5.51	4.81 – 5.70	4.48 – 5.88	4.30 – 6.02	5.2
	IO	5.57	5.33 – 5.74	4.86 – 5.89	4.44 – 6.03	4.8
δ/π	NO	1.32	1.14 – 1.55	0.98 – 1.79	0.83 – 1.99	14.6
	IO	1.52	1.37 – 1.66	1.22 – 1.79	1.07 – 1.92	9.3

but are indirect and largely smeared over various energy-angle spectra [80]. A wise attitude is to wait for further data from all the running experiments which, in the next few years, can reveal if these two hints at $\sim 2\sigma$ level will fluctuate down, or will consistently grow and confirm the preference for NO at a cumulative level $> 3\sigma$. On a longer time frame, discovery-level tests of the mass spectrum ordering will be provided by next-generation projects [41], not only with large-volume atmospheric neutrinos [186, 187, 188, 189] but also with medium-baseline reactors such as JUNO [190] and new long-baseline accelerator facilities such as T2HK [191], DUNE [192] and ESSnuSB [193]. Finally, for discrete hypotheses like NO versus IO, the statistical interpretation of $\Delta\chi^2$ in terms of $N\sigma$ remains effectively applicable, but must be taken with a grain of salt [194].

In the following, we shall thus conservatively report the allowed ranges for NO and IO as if they were two separate and equally acceptable cases, without including the large χ^2 difference of IO with respect to the absolute minimum in NO [Eq. (18)]. Marginalization over “any ordering” (as performed, e.g., in [31, 32, 35]) is not considered herein.

Table 1 reports in numerical form what is shown in Fig. 3 for NO and IO separately, in terms of best-fit values and allowed ranges at $N\sigma = 1, 2, 3$ level. The last column reports the fractional “1 σ ” accuracy, defined as 1/6 of the 3σ range, divided by the best-fit value. From top to bottom, the rows of Table 1 provide information on both known and unknown 3ν parameters. The two known parameters δm^2 and $\sin^2 \theta_{12}$, dominated by solar and KamLAND data, are basically the same in NO and IO, up to tiny variations discussed later in Sec. 4. They are determined with an accuracy of 2.2 and 4.4%, respectively. The value of $\sin^2 \theta_{13}$, dominated by reactor data, is also determined with a very good accuracy of $\sim 3.8\%$. The best known parameter is $|\Delta m^2|$, which is currently determined with a remarkably small uncertainty of 1.4% in each of the two mass orderings, as a result of consistent and comparable constraints from long-baseline accelerator, reactor and atmospheric neutrino data.

The least accurate among the known oscillation parameters in Table 1 is $\sin^2 \theta_{23}$, with an uncertainty of $\sim 5\%$. As compared with previous analyses [34, 35], the θ_{23} uncertainty is smaller, as a result of a better convergence of recent NOvA data [124] towards quasi-maximal mixing, in agreement with T2K and atmospheric data. Maximal mixing is allowed at $< 2\sigma$ in both NO and IO, and thus the octant degeneracy remains unsolved. Concerning δ , Fig. 3 shows that there is a single 3σ range around its best fit, with relatively linear and symmetric errors, in both NO and IO. Nonlinear errors, also due to the cyclic nature of δ , emerge only at a level $> 3\sigma$ in NO and $> 4\sigma$ in IO. Within $< 3\sigma$, one can tentatively say that δ is “determined” with an accuracy of $\sim 15\%$ ($\sim 9\%$) in NO (IO), as reported in Table 1.

Summarizing, the “known” oscillation parameters δm^2 , Δm^2 , $\sin^2 \theta_{12}$, $\sin^2 \theta_{13}$ and $\sin^2 \theta_{23}$ are currently measured at the few % level. Concerning the “unknown” oscillation parameters, interesting indications emerge in favor of NO at a global 3σ level. At the same level one can also determine upper and lower limits for the phase δ , with preference for nearly maximal CP violation. CP conservation is generally disfavored, but remains allowed at $\sim 2\sigma$ in NO. The octant of θ_{23} is unresolved at the $\sim 2\sigma$ level in both NO and IO. If these trends are confirmed, the mass spectrum ordering and the CP phase δ might be the first “unknowns” to become “known” (at $> 3\sigma$) with further data; assessing the octant and excluding CP conservation might instead require more effort.

We conclude this section by comparing our results with other recent global analyses [31, 32, 33]. If we exclude SK atmospheric data as advocated in [31, 32], our results agree well with theirs on both known and unknown parameters. In particular, we obtain very similar χ^2 curves for δ and for θ_{23} , including a comparable offset $\Delta\chi^2$ between IO and NO (not shown). Given this agreement, we surmise that the authors of [31, 32] would also obtain results very similar to ours (Fig. 3 and Table 1) by adding the χ^2 map from the latest SK atmospheric neutrino data [176] in their recent fit [32]. Concerning the analysis in [33], we observe qualitative agreement with their hints on the mass ordering and the CP-violating phase. However, at the level of details, a comparison with [33] is not obvious: their data set is based on earlier T2K and NOvA data, and it also includes the χ^2 map of older SK atmospheric data [175], that was derived in the approximation $\delta m^2 = 0$. By construction, this approximation switches off CP-violation effects (and may bias other subleading effects) in atmospheric neutrinos, preventing a proper and detailed comparison of global fit results.

4 Results on oscillation parameter pairs

In this Section we show the allowed regions in various planes charted by pairs of oscillation parameters. We discuss covariances related to δm^2 -driven oscillations, to Δm^2 -driven oscillations, and to the CP-violating phase δ . We always take NO and IO as two isolated cases, without marginalizing over the mass ordering.

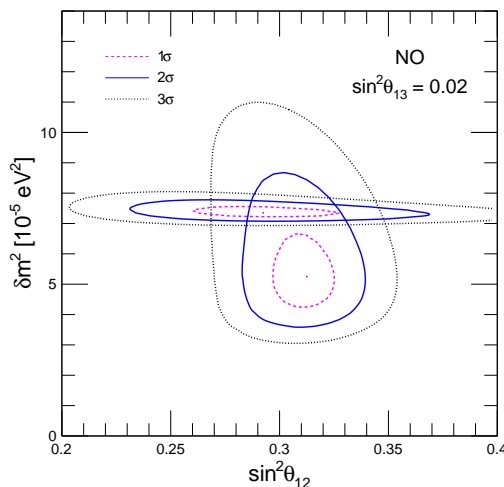


Figure 4: Separate analysis of solar and KamLAND neutrino experiments in the plane $(\delta m^2, \sin^2 \theta_{12})$, assuming NO and a fixed value $\sin^2 \theta_{13} = 0.02$. The contours correspond to $N\sigma = 1, 2, 3$. For IO, the solar neutrino contours would be very similar, but shifted by $\delta(\sin^2 \theta_{12}) \simeq -0.02$ (not shown). See the text for details.

4.1 Covariances of $(\delta m^2, \theta_{12}, \theta_{13})$

The $(\delta m^2, \theta_{12}, \theta_{13})$ parameters govern the oscillations of solar and KamLAND neutrinos, which are of great importance not only by themselves but also for providing the $(\delta m^2, \theta_{12})$ input to the full 3ν analysis of all the other experiments.

Figure 4 shows the $N\sigma$ regions allowed separately by solar and KamLAND data in the plane $(\delta m^2, \sin^2 \theta_{12})$, assuming NO and fixing θ_{13} at a representative value ($\sin^2 \theta_{13} = 0.02$). The separate results show some slight tension between the preferred mass-mixing values (between 1σ and 2σ from a glance at Fig. 4), that has received interest (see, e.g., [108, 195, 196, 197]) as a possible indication of nonstandard neutrino interactions in the solar matter (see, e.g., [198, 199, 200, 201, 202]). We remind that nonstandard four-fermion interactions with effective couplings $\varepsilon_{\alpha\beta} G_F$ (typically with $|\varepsilon_{\alpha\beta}| \ll 1$), may affect the precise determination of the oscillation parameters: in particular, flavor-diagonal couplings ($\alpha = \beta$) tend to affect the neutrino energy differences and thus the squared mass gaps, while off-diagonal couplings ($\alpha \neq \beta$) may alter the mixing matrix. In the vast related literature, see, e.g., [203, 204, 205, 206, 207] for phenomenological reviews and [208, 209, 210] for theoretical model constructions.

We quantify the tension between the best fits in Fig. 4 in terms of the difference between the joint and separate χ^2 minima, $\Delta\chi^2 = \chi^2_{\text{solar+KL}} - (\chi^2_{\text{solar}} + \chi^2_{\text{KL}}) \simeq 2$, finding $N\sigma \simeq 1.4$; this value would slightly increase to $N\sigma = 1.6$ for unconstrained θ_{13} (using only solar and KL data). We conclude that the overall hint in favor of nonstandard interactions in the Sun does not exceed 2σ at present. Should this hint be corroborated by future data, nonstandard interactions should be generally considered also in the Earth matter, and they could affect future measurements of the known $(\Delta m^2, \theta_{23}, \theta_{13})$ parameters, or perturb indications about the unknown mass ordering. This possibility provides a relevant example of the interplay between the 3ν oscillation parameters and generalized “unknowns” coming from scenarios beyond 3ν , which provide an active area of research for prospective oscillation searches; see, e.g., [207, 211, 212, 213, 214, 215, 216, 217] for recent studies.

Let us now discuss the details of the 3ν mass-ordering effects in Fig. 4. This figure has been obtained for NO; in IO the KamLAND contours would not change, since Δm^2 -driven oscillations are effectively averaged out, and the sign of Δm^2 is not probed [see Eq. (12)]. However, for solar neutrinos, Eq. (12) involves the effective θ_{13} mixing angle in matter, which embeds a slight residual dependence on $\pm\Delta m^2$ [114] and thus to mass ordering [1]. We find that the solar neutrino contours in Fig. 4 would be slightly different in IO, being basically shifted leftwards by a tiny amount, $\delta(\sin^2 \theta_{12}) \simeq -0.02$ (not shown). This small shift compensates, in the solar neutrino data fit, the slightly higher survival probability for IO as compared to NO (see Fig. 13 in [114]). In combination with (mass-ordering insensitive) KamLAND data, the overall shift of the best-fit mixing angle amounts to $\delta(\sin^2 \theta_{12}) \simeq -0.01$ in IO, as also reported in Table 1 for the sake of precision. The absolute χ^2 difference between the solar+KL fit amounts to a mere $\Delta\chi^2 = 0.08$ in favor of IO with respect to NO; although statistically insignificant, this difference has been taken into account in our global analysis.

We conclude our comments to Fig. 4 by noting that analogous results shown in [84] (see Figs. 33 and 34 therein) display solar neutrino contours with small “wiggles” that are not found in other recent analyses [34, 31, 32, 33]. We surmise that such wiggles are not physical effects (which should be smoothly varying in terms of δm^2), but may be numerical artifacts due to insufficient grid sampling in an integration variable (either energy or zenith angle). In this specific case, an “official” χ^2 map from the collaboration would not bring a clear advantage over analyses performed by external researchers, in terms of overall accuracy.

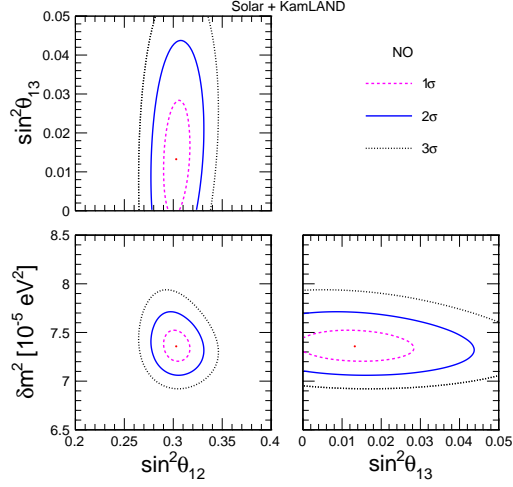


Figure 5: Joint analysis of solar and KamLAND neutrino data in each of the planes charted by one pair of parameters among $(\delta m^2, \sin^2 \theta_{12}, \theta_{13})$. The contours correspond to $N\sigma = 1, 2, 3$. Results refer to NO, and would be very similar for IO (not shown). See the text for details.

We now consider the covariances of any pair of parameters among $(\delta m^2, \theta_{12}, \theta_{13})$, as obtained by considering increasingly rich data sets. Figure 5 shows the covariances as obtained by solar+KL data only, which provide the well-known weak hint ($\sim 1\sigma$) for nonzero θ_{13} [16], with negligible correlations of θ_{13} with the other two parameters.

Figure 6 is analogous to Fig. 5 but includes long-baseline accelerator data, that provide a dramatic reduction of the allowed range for θ_{13} due to flavor-appearance data. The small kink in the contours involving the θ_{13} parameter has a physical origin, being related to the octant degeneracy of θ_{23} : in a sense, the contours in the planes involving θ_{13} are superpositions of two regions, slightly displaced in θ_{13} , corresponding to nearly-degenerate fits in the two θ_{23} octants. See also Fig. 1, as well as the discussion of the correlations between θ_{23} and θ_{13} in the next subsection.

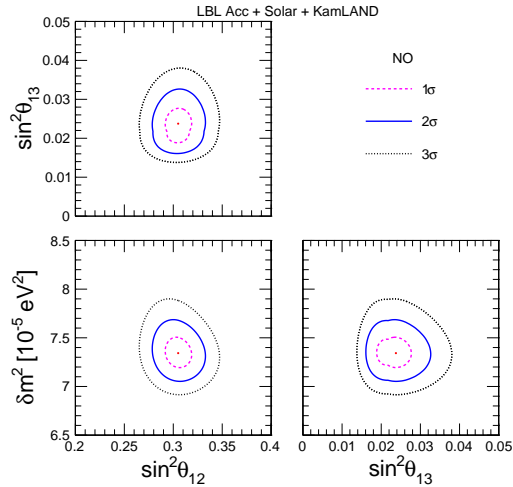


Figure 6: As in Fig. 5, but adding long-baseline accelerator data in the analysis.

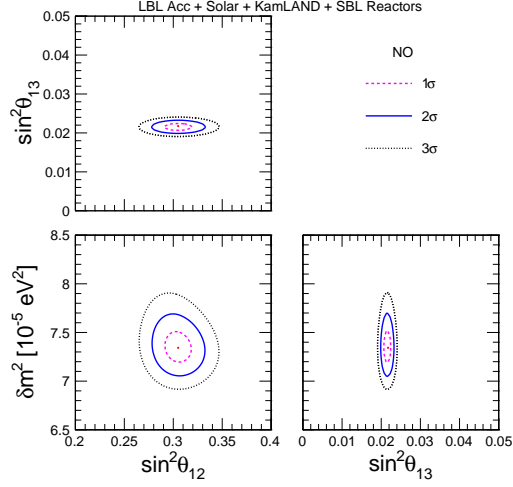


Figure 7: As in Fig. 6, but adding short-baseline reactor data in the analysis.

Figure 7 is analogous to Fig. 6 but includes short-baseline reactor data, that provide further dramatic reduction of the allowed range for θ_{13} as compared with Figs. 5 and 6. In this context, the inclusion of atmospheric neutrino data (not shown) would not induce any appreciable variation with respect to Fig. 7. A further reduction of the θ_{13} allowed range is expected from the final (and possibly combined) datasets collected by the running reactor experiments [143, 144], while a very significant reduction of the $(\delta m^2, \theta_{12})$ range will be possible in the medium-baseline JUNO experiment (in construction) [190].

4.2 Covariances of $(\Delta m^2, \theta_{23}, \theta_{13})$

The covariances of parameter pairs among $(\Delta m^2, \theta_{23}, \theta_{13})$ help to understand the interplay of different data sets in producing various single-parameter results discussed in Section 3. Since there are appreciable differences in NO and IO, we show both cases in the following figures.

Figure 8 shows the regions allowed at $N\sigma$ in the plane charted by $(\sin^2 \theta_{23}, \sin^2 \theta_{13})$, for both NO (upper panels) and IO (lower panels), for increasingly rich data sets (panels from left to right). The leading LBL appearance amplitude in Eq. (13), governed by the $\sin^2 \theta_{23} \sin^2 \theta_{13}$, induces an anti-correlation between these two parameters, visible in the left panels. Subleading effects sensitive to $\text{sign}(\Delta m^2)$ [second and third row of Eq. (13)] generate a difference in the allowed θ_{13} ranges for NO and IO, the latter ones being generally higher. The middle panels show the combination with SBL reactor data. The comparison of the left and middle panels shows that current accelerator and reactor constraints on θ_{13} are more consistent in NO than in IO. This fact provides the increment of the $\Delta\chi^2$ difference from Eq. (16) to Eq. (17). Atmospheric neutrino data cannot improve θ_{13} further, but remain sensitive to the mass ordering and provide an independent $\Delta\chi^2$ increment from Eq. (17) to Eq. (18). Concerning θ_{23} , note that the slight θ_{13} tension between accelerator and reactor data in IO; such tension is minimized for relatively large θ_{23} , hence the more pronounced preference for the second octant. In any case, the octant ambiguity remains unresolved at 2σ level in both NO and IO.

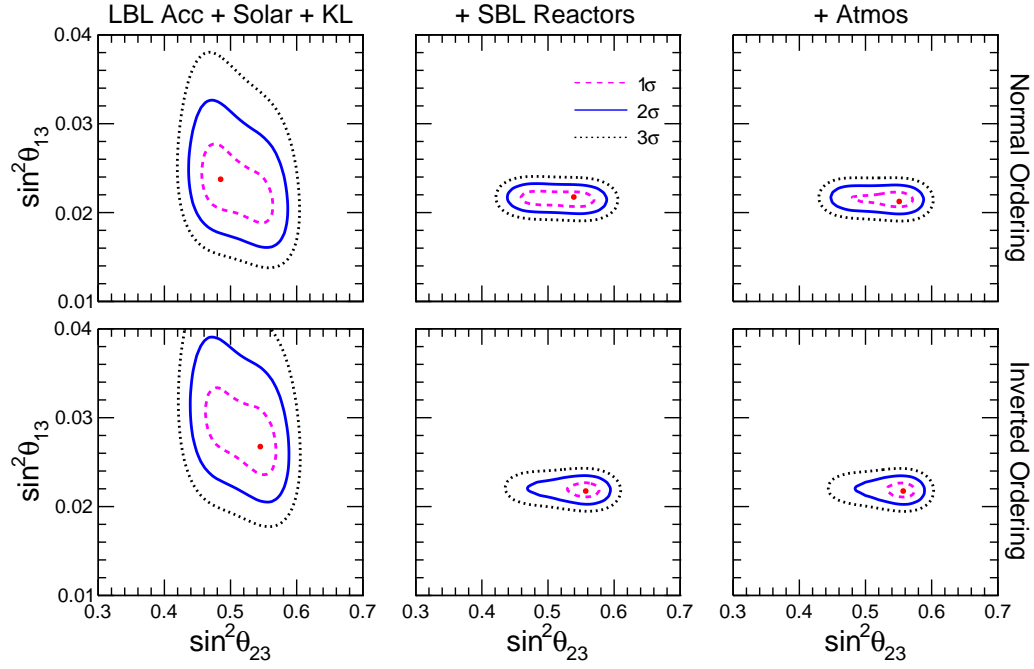


Figure 8: Covariance plot for the $(\sin^2 \theta_{13}, \sin^2 \theta_{23})$ parameters in NO (upper panels) and IO (lower panels), as derived from an analysis of LBL accelerator + solar + KL data (left panels), plus SBL reactor data (middle panels), plus atmospheric neutrino data (right panels).

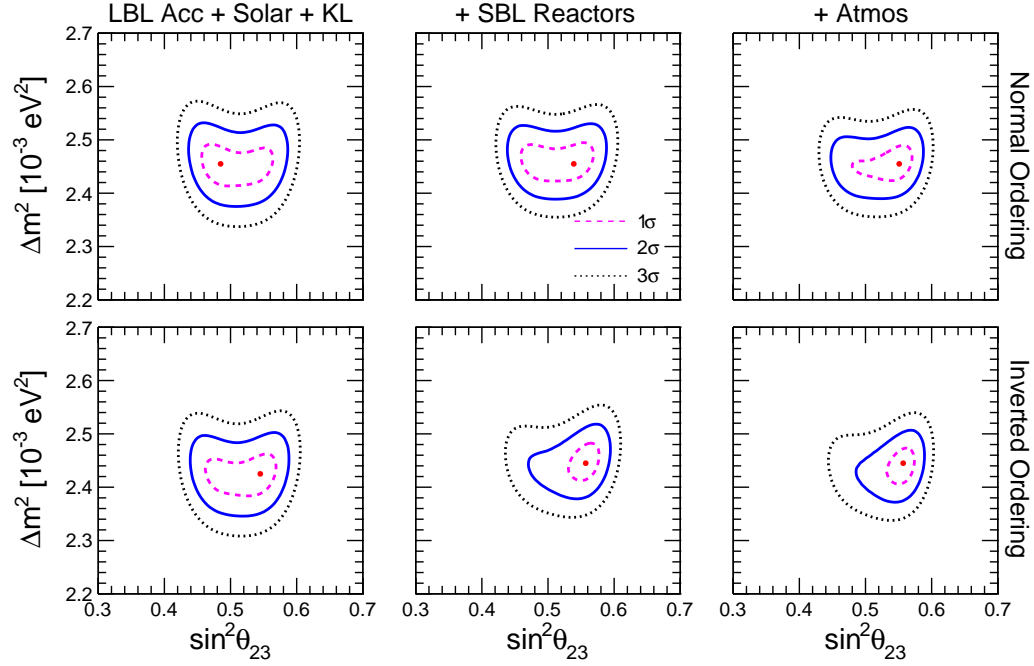


Figure 9: Covariance of the $(\Delta m^2, \sin^2 \theta_{23})$ parameters.

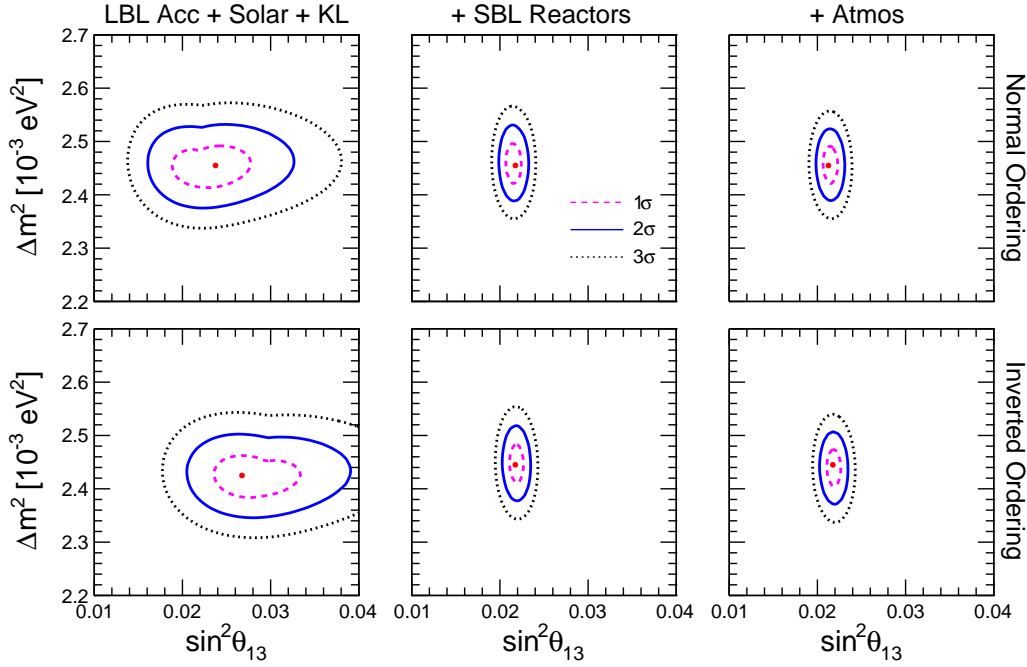


Figure 10: Covariance of the $(\Delta m^2, \sin^2 \theta_{13})$ parameters.

Figure 9 shows the covariance of the $(\Delta m^2, \sin^2 \theta_{23})$ parameters, in the same format as Fig. 8. A striking feature of the NO case (upper panels) is the very good consistency of all the data on Δm^2 , whose best-fit value remains practically constant in the three upper panels. In IO (lower panels) the value of Δm^2 slightly increases after the addition of SBL reactor data, as consequence of the slight increment in $\sin^2 \theta_{23}$ discussed for Fig. 8. This small increase of Δm^2 slightly worsen the agreement with IC-DC data, that tend to prefer relatively low values of Δm^2 [171]. Thus the IC-DC data set also provides a small contribution to the $\Delta\chi^2$ (about one unit) favoring NO in Eq. (18). Note that, in general, at nearly maximal mixing one gets the lowest allowed values of Δm^2 , while for nonmaximal mixing (in either octants) the preferred values of Δm^2 tend to increase. This correlation stems mainly from disappearance data in LBL accelerator experiments, where a decrease of the leading oscillation amplitude (governed by $\sin^2 2\theta_{23}$) can be partly traded for an increase of the leading oscillations phase (governed by Δm^2), so as to keep the disappearance rate nearly constant.

Figure 10 shows the covariance of the $(\Delta m^2, \sin^2 \theta_{13})$ parameters. In the left panels, one can notice the mentioned preference for higher values of θ_{13} in IO, as well as a small kink in the contours. This feature shares the same origin as the kink discussed in the context of Fig. 6, namely, the contours correspond to two slightly displaced allowed ranges for θ_{13} , related to nearly-degenerate fits in the θ_{23} octants. Such kink disappears with the addition of SBL reactor data.

Summarizing, Figs. 8–10 show the interplay among the $(\Delta m^2, \theta_{23}, \theta_{13})$ parameters within different data sets. In the NO case there is very good agreement among the values of both Δm^2 and θ_{13} from different data sets, and θ_{23} remains nearly maximal at 1σ , with a minor preference for the second octant. In IO there is a slight tension between accelerator and reactor constraints on θ_{13} , which contributes to disfavor IO and to slightly prefer the second octant of θ_{23} — these two trends being corroborated by atmospheric data. However, even in IO, the octant degeneracy remains unresolved at 2σ .

A final remark is in order. The previous description of fine details (at the 1σ – 2σ level) in the covariances of the known parameters $(\Delta m^2, \theta_{23}, \theta_{13})$ is based on the assumption of standard 3ν oscillations. At the same level of detail, possible new neutrino physics (such as nonstandard interactions discussed before) might induce noticeable changes and could shift the best fits, alter the various hints, or spoil apparent data agreement. The fragility of fit details (at 1σ – 2σ level) under such possible perturbations should always be kept in mind.

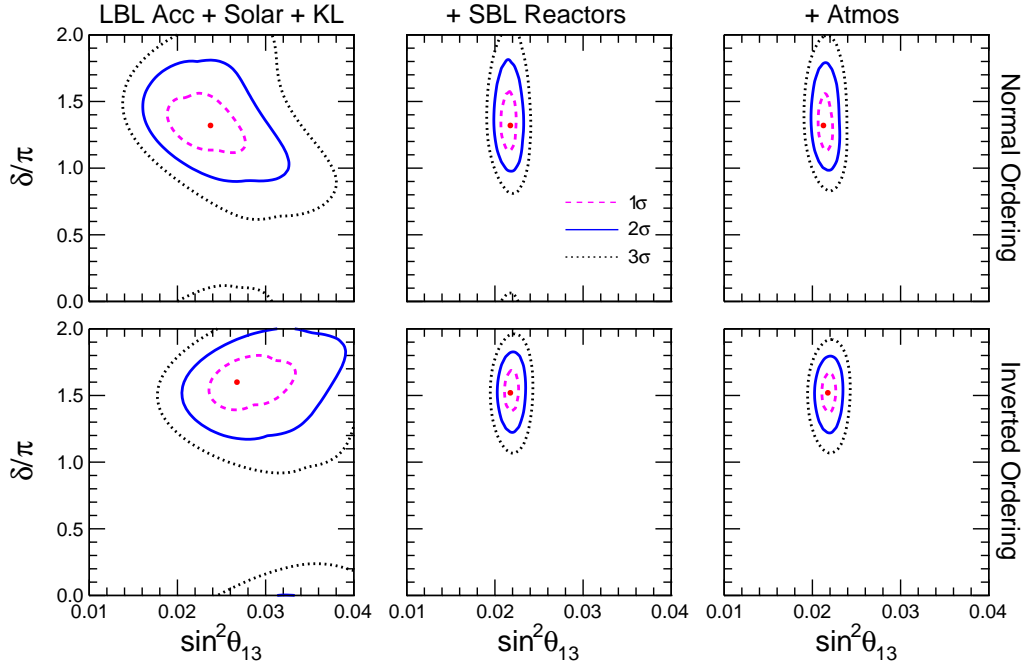


Figure 11: Covariance of the $(\delta, \sin^2 \theta_{13})$ parameters.

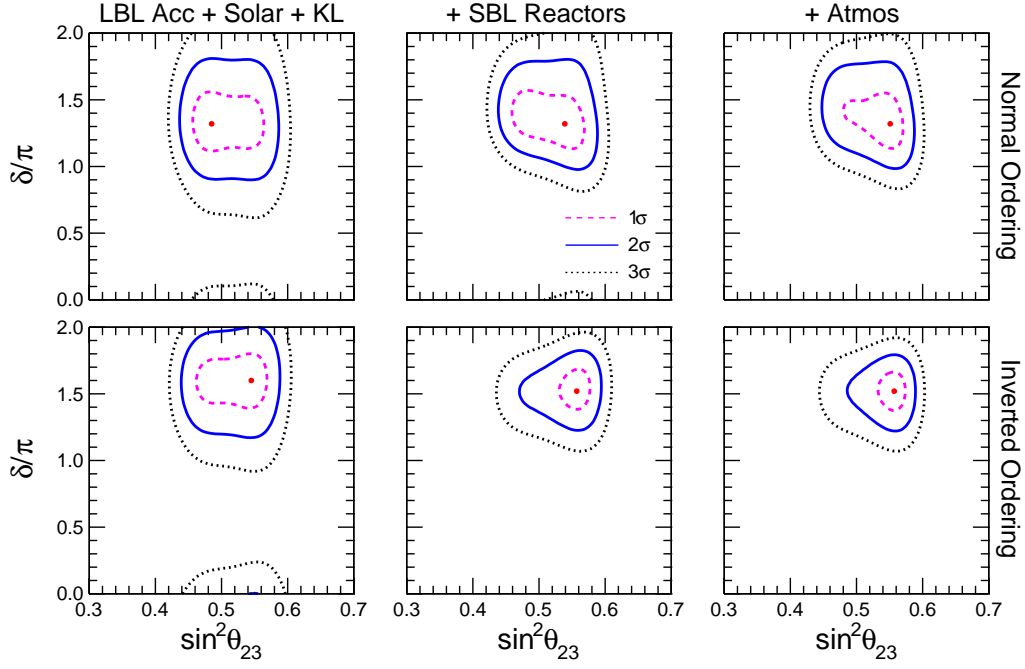


Figure 12: Covariance of the $(\delta, \sin^2 \theta_{23})$ parameters.

4.3 Covariances involving δ

We complete our analysis of covariances by discussing those involving the unknown parameter δ and one of the two known mixing angles (θ_{13} , θ_{23}). There is a vast literature on analytical studies of such correlations, the works in [218, 219, 220] providing just a few recent examples among many. Here we focus on the phenomenological correlations stemming from current data.

Figure 11 shows the $N\sigma$ regions allowed in the plane $(\delta, \sin^2 \theta_{13})$. The strong correlations between these two parameters (in the left panels) are mainly induced by the interplay between δ and θ_{13} arising in the subleading terms (second and third row) of Eq. (13). In NO, the best fit of δ remains very close to $\sim 1.3\pi$ by adding first SBL reactor and then atmospheric neutrino data. In NO, the consistency of all the data sets towards the same best-fit values of both the known $(\Delta m^2, \theta_{23}, \theta_{13})$ parameters and of the unknown δ phase is striking. In IO there is a slight decrease of δ from left to middle panels, correlated to the decrease of θ_{13} .

Figure 12 shows the $(\delta, \sin^2 \theta_{23})$ covariance. Only weak correlations (if any) emerge between these two parameters at the current level of accuracy; see, e.g., [220] for prospective improvements. In particular, in NO there is a slight anti-correlation, which implies that the best fit of δ might increase from ~ 1.3 to ~ 1.4 if the first (rather than the second) octant of θ_{23} were favored by upcoming data. In IO there is no significant correlation. These considerations about the interplay among three unknowns (the phase δ , the θ_{23} octant and the mass ordering) are rather fragile and might change with future data. Conversely, the overall 3σ constraints on δ emerging in Fig. 11 and 12 appear to be relatively robust, with modest dependence on $(\theta_{13}, \theta_{23})$.

In a sense, the CP phase is already being “measured” by current experiments, with an effective 1σ accuracy of $\sim 15\%$ in NO and $\sim 9\%$ in IO (see also Table 1). In the favored case of NO, this accuracy is sufficient to reject the CP-conserving case $\delta = 0$ (or 2π) at 3σ , but is not enough to exclude the other CP-conserving case $\delta = \pi$ at 2σ . Both cases are instead excluded at 3σ in the IO case that, however, is in turn disfavored with respect to NO case, see Eq. (18). Summarizing, although CP conservation cannot be rejected yet with significant confidence, relatively stringent constraints on δ can be obtained from current data, with a clear preference for $\sin \delta < 0$.

The progress made by CP-sensitive oscillation searches is impressive: in contrast, a dozen years ago the CP-conserving cases were found to be largely degenerate at $< 1\sigma$ level, with no significant difference between NO and IO [1]. If this exciting trend continues, there are good prospects to eventually assess CP violation at $> 3\sigma$ with future data.

We conclude this section with some comments on scenarios beyond 3ν . As we have seen, there is a high degree of convergence of all the data within the standard 3ν framework, which implies that new physics effects, if any, must remain small as compared with the estimated uncertainties. In particular, apart from the mild tension between solar and KL results discussed earlier, there are no relevant anomalous results pointing towards new neutrino interactions, whose couplings and other features can be thus constrained by oscillation (plus other) data.

The situation is somewhat different concerning new neutrino states, since there are long-standing anomalies that seem to point towards a 4th massive (so-called sterile) state at the $O(1)$ eV scale, slightly mixed with both ν_e and ν_μ ; see [59, 221] for reviews. This exciting possibility is balanced by internal tensions between different data sets (especially appearance versus disappearance) within the 4ν oscillation scenario and its variants; see [60, 61] for recent goodness-of-fit assessment and parameter estimates. A large experimental investment is being made to clarify this puzzling situation, and interesting new results are expected by a variety of short-baseline oscillation searches [222, 223]. In this context, it is worth reminding that the 3×3 matrix in Eq. (1) would become non-unitary in the presence of new states at the eV scale or higher, with new mixing angles and CP phases inducing effects degenerate with the standard 3ν ones, see e.g. [224, 225, 226, 227, 228, 229, 230, 231]. In particular, the determination of δ , the discrimination of the mass hierarchy and the resolution of the octant of θ_{23} , appear to be quite

sensitive to such additional unknowns, see [232, 233, 234, 235, 236, 237, 238] for recent studies. Settling the status of sterile neutrino oscillations will thus be beneficial to gain more confidence in current hints about 3ν unknowns.

5 Constraints from non-oscillation data and combination with oscillation searches

Nonoscillation data from single β decay, $0\nu\beta\beta$ decay and cosmology are crucial to probe the nature and absolute masses of neutrinos, which are not accessible via flavor oscillations. They also offer additional handles to probe the neutrino mass ordering and to check the consistency of 3ν framework [239, 240]. Within the 3ν scenario, the available beta-decay bounds are the level $m_\beta < 2$ eV [3], while typical mass bounds placed by $0\nu\beta\beta$ decay and cosmology are the sub-eV level [56, 241, 242]. Therefore we shall consider only the experimental bounds on Σ and on $m_{\beta\beta}$ (the latter being valid if neutrinos are Majorana).

We follow the same 3ν (frequentist) methodology as in [35], based on the construction of χ^2 functions for m_β and Σ , to be added to the χ^2 function coming from the previous oscillation data analysis, marginalized over all the known and unknown mass-mixing parameters and phases. There are alternative approaches to absolute mass observables based on Bayesian statistics (see, e.g., [243, 244, 245, 246]), whose results depend somewhat on prior assumptions. As already remarked for oscillation observables we underline that, irrespective of statistical details, possible new neutrino states and interactions (not considered herein) might profoundly affect our understanding of non-oscillation observables [247].

5.1 Inputs from neutrinoless double beta decay and cosmology

Running $0\nu\beta\beta$ experiments have not found evidence for this rare process so far [54, 248, 249, 250, 251, 252], and the quest for the neutrino nature (Dirac or Majorana) remains open. If neutrinos are Majorana, within the 3ν framework one can translate lower limits on the decay half life into upper limits on $m_{\beta\beta}$, via the knowledge of the nuclear matrix element (NME) for the considered nucleus [54, 55, 56]. Improving the NME calculations and the underlying nuclear models is imperative to get significant constraints on $m_{\beta\beta}$ [253]. In this context, the poorly known value of the effective axial coupling g_A in the nuclear medium is being increasingly recognized as one of the most serious issues in the field [54, 253, 254], to be addressed with a variety of theoretical and experimental tools also involving other weak-interaction nuclear processes [255].

Despite the relatively large uncertainties on the NME's, it is fair to say that the leading upper limit on $m_{\beta\beta}$ is currently placed by the KamLAND-Zen experiment using ^{136}Xe [248]. We convert its data into a function $\chi^2(m_{\beta\beta})$ according to the procedure in [35], which marginalizes away the conservative NME errors (including g_A uncertainties) estimated in [256]. As a representative result we quote the 2σ upper limit (which applies to both NO and IO) [35],

$$m_{\beta\beta} < 0.18 \text{ eV at } 2\sigma . \quad (19)$$

Concerning cosmology, we adopt the same experimental inputs and analysis results reported in the recent paper [35]. The analysis was based on six combinations of data coming from the so-called TT, TE and EE anisotropy angular power spectra of Planck [257], where T and E refer to temperature and polarization, respectively. Such Planck data were eventually supplemented with lensing potential power spectrum reconstruction data, and with optical depth HFI constraints (τ_{HFI}) [258]. Also considered were baryon acoustic oscillation (BAO) measurements [259, 260, 261]. The adopted cosmological framework was based on the so-called ΛCDM model, with allowance for massive neutrinos ($\Lambda\text{CDM}+\Sigma$). Systematic

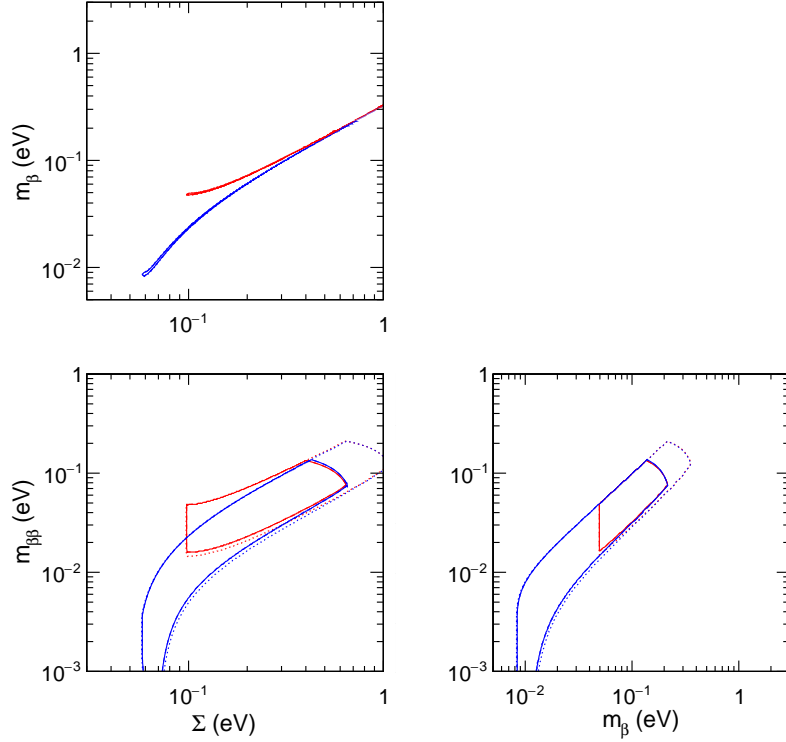


Figure 13: Combined 3ν analysis of oscillation and nonoscillation data, in the planes charted by any pair among the absolute mass observables (m_β , $m_{\beta\beta}$, Σ). Bounds from $0\nu\beta\beta$ are derived from KamLAND-Zen data and NME estimates. Bounds from cosmology refer to the representative “weak” limit described in the text. The allowed bands correspond to $N\sigma = 2$ (solid) and $N\sigma = 3$ (dotted), for both NO (blue) and IO (red), taken as separate cases. If the $\Delta\chi^2_{\text{IO-NO}}$ difference in Eq. (18) were included, the IO bands would disappear.

uncertainties affecting the $\Lambda\text{CDM}+\Sigma$ model were lumped in a dominant parameter A_{lens} (with significant covariance with Σ), that was optionally left free to vary around its standard value ($A_{\text{lens}} = 1$), in order to improve the overall fit of Planck lensing data [262].

In the work [35], a total of 6+6 data sets (with and without free A_{lens}) were thus considered. In combination with oscillation data, upper limits at 2σ were obtained for these 12 cases, mostly in the sub-eV range for the $\Lambda\text{CDM}+\Sigma$ model, with somewhat weaker results for $\Lambda\text{CDM}+\Sigma+A_{\text{lens}}$ variant. Allowance was given for different (non-degenerate) neutrinos masses, inducing small differences between the overall χ^2 in NO and IO at small Σ . Interestingly, NO was generally favored over IO, although only by a fraction of $\Delta\chi^2$ unit in typical cases. These results (in particular, the numerical values in Table II of [35]) are confirmed by including the updated oscillation data discussed above, and are not repeated.

Among the twelve cases reported in [35], we discuss here only the two cases labelled 1 and 6 in the $\Lambda\text{CDM}+\Sigma$ model. They provide representative example of “weak” cosmological upper limits (just below the eV scale), and “strong” cosmological upper limits (in the sub-eV range). The corresponding χ^2 functions are taken from [35] for both NO and IO, and provide the following 2σ upper limits:

$$\text{“weak” limit} : \Sigma < 0.72 \text{ (NO) or } \Sigma < 0.80 \text{ (IO) at } 2\sigma , \quad (20)$$

$$\text{“strong” limit} : \Sigma < 0.18 \text{ (NO) or } \Sigma < 0.20 \text{ (IO) at } 2\sigma . \quad (21)$$

As already emphasized, we discuss NO and IO separately, and do not consider anymore the marginalized “any ordering” case [35], which would display only NO regions (and no IO region) up to 3σ .

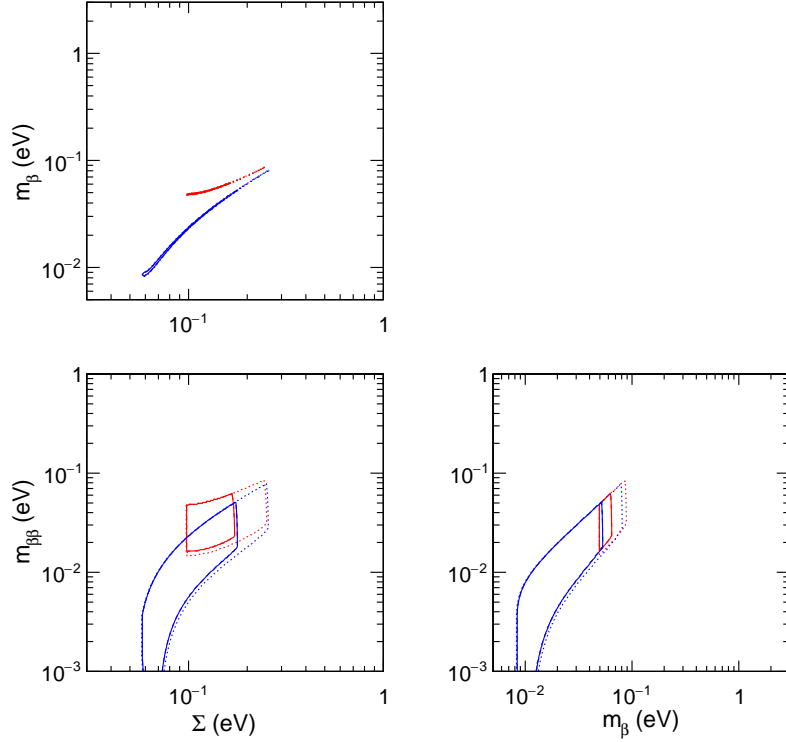


Figure 14: As in Fig. 13, but for “strong” cosmological limits as described in the text.

5.2 Representative bounds on $(m_\beta, m_{\beta\beta}, \Sigma)$

Figure 13 shows the results of a combined 3ν analysis of oscillation and nonoscillation data, in the planes charted by any pair among the absolute mass observables $(m_\beta, m_{\beta\beta}, \Sigma)$, for the “weak” cosmological limit described above. The allowed bands correspond to 2σ (solid) and 3σ (dotted), for both NO (blue) and IO (red). Note the spread in $m_{\beta\beta}$ at any fixed value of m_β or of Σ , induced by the unknown Majorana phases. In the plane $(\Sigma, m_{\beta\beta})$, there is an interesting synergy between the upper bounds on these two parameters, coming from cosmological and $0\nu\beta\beta$ data, respectively: the first would cut the allowed band vertically, while the second horizontally, their combination providing a “slanted” upper limit to the allowed band. The other two panels show also the projection onto the m_β variable, with 2σ upper limits slightly above 0.2 eV. This fraction of the m_β allowed range can be probed by the KATRIN experiment (in construction) [263].

Figure 14 is analogous to Fig. 13, but refers to the “strong” cosmological limit described above. This limit dominates over the $0\nu\beta\beta$ bound in the fit and, in the $(\Sigma, m_{\beta\beta})$ plane, it provides a vertical cut to the allowed bands. In the (Σ, m_β) plane, the narrow bands for NO and IO are completely separated. At least in principle, precise (Σ, m_β) measurements could then be able to select one mass ordering. Unfortunately, the allowed m_β range is well below the KATRIN sensitivity, although it might be partly accessed with future projects based on new detector concepts [264, 265, 266]. Note that cosmology could select NO at 2σ , if the upper bound were reduced by a factor of two.

Summarizing, measurements of $(m_\beta, m_{\beta\beta}, \Sigma)$ have the potential to test the 3ν paradigm and its three mass-related unknowns: the fundamental nature of the mass term, the absolute neutrino mass scale, and the mass ordering. The first unknown remains as such, both options (Dirac or Majorana) being possible in the absence of a $0\nu\beta\beta$ decay signal. The second remains also undetermined, but with upper limits which are steadily decreasing and will eventually hit the signal. The third unknown is being approached by cosmology, although only weakly at present—the preference for NO being mainly driven by current oscillation data.

6 Summary and conclusions

We have presented an up-to-date global analysis of data coming from neutrino oscillation and non-oscillation experiments, as available in April 2018, within the standard framework including three massive and mixed neutrinos. We have discussed in detail the status of the three-neutrino (3ν) mass-mixing parameters, both known and unknown, as listed in Eqs. (9) and (10).

The main results from the analysis of oscillation searches are summarized graphically in Fig. 3 and numerically in Eq. (18) and Table 1. Concerning the known parameters: the squared mass differences (δm^2 , $|\Delta m^2|$) are determined within a couple of percent, while the mixing parameters ($\sin^2 \theta_{12}$, $\sin^2 \theta_{13}$, $\sin^2 \theta_{23}$) within a few percent, see the last column in Table 1 for more precise values. Concerning the unknown parameters: a preference for NO emerges at 3σ level from the global analysis, with coherent contributions from various data sets. If the $\Delta\chi^2$ difference in Eq. (18) is taken at face value, no allowed region survives for IO up to 3σ . By considering NO and IO as separate cases, we also find that the Dirac CP phase δ is constrained within $\sim 15\%$ ($\sim 9\%$) uncertainty in NO (IO) around nearly-maximal CP-violating values, $\delta \sim 3\pi/2$. The CP-conserving value $\delta = 0$ (or 2π) is disfavored at 3σ in both NO and IO; the value $\delta = \pi$ is also disfavored at 3σ in IO but not in NO (where it is still allowed at 2σ). Concerning deviations of θ_{23} from maximal mixing, we find an overall preference for the second octant (more pronounced in IO), although both octants are allowed at 2σ .

The above results have been discussed in detail in terms of increasingly rich data sets and of covariance plots between various pairs of parameters. We have also tried to convey the message that oscillation data analyses are becoming increasingly complicated to be performed outside the experimental collaborations. External users may need to adopt officially processed results, e.g., in terms of χ^2 maps when available. In this work, we have used such maps for Day Bay reactor results, as well as for Super-Kamiokande and IceCube-DeepCore atmospheric results. However, the integration of raw data and processed results should always be performed in a critical way. We have argued that progress in the field of data analyses requires an advanced discussion of theoretical and experimental uncertainties, at the same level of refinement of other mature fields in particle physics. Such progress is crucial to probe further the emerging hints on the unknown 3ν oscillations parameters. We have also remarked that these hints may be perturbed by possible new states and interactions beyond the standard 3ν framework.

Concerning the non-oscillation observables (m_β , $m_{\beta\beta}$, Σ), the combination with oscillation constraints has been shown for two representative cases, corresponding to “weak” and “strong” bounds from cosmology, in Figs. 13 and 14 respectively. In the absence of a $0\nu\beta\beta$ signal, the Dirac or Majorana nature of massive neutrinos remains undetermined. The absolute neutrino mass scale is also undetermined, but with upper limits which are steadily decreasing. For “weak” cosmological bounds, a fraction of the allowed regions can be probed by direct mass searches. Limits from cosmology appear rather promising, as a reduction of the “strong” bounds by a factor of two might approach the threshold for NO-IO separation.

In conclusion, the 3ν mass-mixing paradigm is being probed with increasing accuracy. The known oscillation parameters are determined with a few percent precision, and statistically significant hints are emerging on the mass ordering and on the CP-violating Dirac phase. The progress made in a dozen years since a previous review in this Journal [1] is impressive. We look forward to seeing the completion of the 3ν framework, as well as hints (and possible signals) coming from absolute mass observables in the future. Possible indications of new physics beyond the 3ν paradigm might also emerge, and provide surprising and novel directions for global analyses.

Acknowledgments

We thank E. Di Valentino and A. Melchiorri for permission to use the cosmological likelihood functions previously derived and presented in [35]. We are grateful to various members of experimental collaborations for informing us about the public release of their official neutrino oscillation data analyses, including: M. Nakahata, T. Nakaya and D. Wark (Super-Kamiokande atmospheric data), E. Resconi and T. DeYoung (IceCube DeepCore atmospheric data), and D. Naumov (Daya Bay reactor data).

A.P. is supported by the grant “Future In Research” *Beyond three neutrino families*, Fondo di Sviluppo e Coesione 2007-2013, APQ Ricerca Regione Puglia, Italy, “Programma regionale a sostegno della specializzazione intelligente e della sostenibilità sociale ed ambientale”. E.L., A.M. and A.P. acknowledge partial support by the research project TAsP (Theoretical Astroparticle Physics) funded by the Istituto Nazionale di Fisica Nucleare (INFN). F.C. acknowledges partial support by the Deutsche Forschungsgemeinschaft through Grant No. EXC 153 (Excellence Cluster “Universe”) and Grant No. SFB 1258 (Collaborative Research Center “Neutrinos, Dark Matter, Messengers”) as well as by the European Union through Grant No. H2020-MSCA-ITN-2015/674896 (Innovative Training Network “Elusives”).

References

- [1] G. L. Fogli, E. Lisi, A. Marrone and A. Palazzo, “Global analysis of three-flavor neutrino masses and mixings,” *Prog. Part. Nucl. Phys.* **57** (2006) 742 [hep-ph/0506083].
- [2] C. Patrignani *et al.* [Particle Data Group], “Review of Particle Physics,” *Chin. Phys. C* **40** (2016) no.10, 100001.
- [3] K. Nakamura and S. Petcov, “Neutrino Masses, Mixing, and Oscillations,” in [2].
- [4] 2015 Nobel prize https://www.nobelprize.org/nobel_prizes/physics/laureates/2015/.
- [5] T. Kajita, “Nobel Lecture: Discovery of atmospheric neutrino oscillations,” *Rev. Mod. Phys.* **88**, no. 3 (2016) 030501.
- [6] A. B. McDonald, “Nobel Lecture: The Sudbury Neutrino Observatory: Observation of flavor change for solar neutrinos,” *Rev. Mod. Phys.* **88**, no. 3 (2016) 030502.
- [7] 2016 Breakthrough prize <https://breakthroughprize.org/Laureates/1/P1/Y2016>.
- [8] L. J. W. J. Cao and Y. F. Wang, “Reactor Neutrino Experiments: Present and Future,” *Ann. Rev. Nucl. Part. Sci.* **67** (2017) 183 [arXiv:1803.10162 [hep-ex]].
- [9] M. V. Diwan, V. Galymov, X. Qian and A. Rubbia, “Long-Baseline Neutrino Experiments,” *Ann. Rev. Nucl. Part. Sci.* **66** (2016) 47 [arXiv:1608.06237 [hep-ex]].
- [10] B. Pontecorvo, “Neutrino Experiments and the Problem of Conservation of Leptonic Charge,” *Sov. Phys. JETP* **26** (1968) 984 [*Zh. Eksp. Teor. Fiz.* **53** (1967) 1717].
- [11] Z. Maki, M. Nakagawa and S. Sakata, “Remarks on the unified model of elementary particles,” *Prog. Theor. Phys.* **28** (1962) 870.
- [12] C. Giganti, S. Lavignac and M. Zito, “Neutrino oscillations: the rise of the PMNS paradigm,” *Prog. Part. Nucl. Phys.* **98** (2018) 1 [arXiv:1710.00715 [hep-ex]].
- [13] C. Jarlskog, “Commutator of the Quark Mass Matrices in the Standard Electroweak Model and a Measure of Maximal CP Violation,” *Phys. Rev. Lett.* **55** (1985) 1039.
- [14] N. Cabibbo, “Time Reversal Violation in Neutrino Oscillation,” *Phys. Lett.* **72B** (1978) 333.
- [15] M. Apollonio *et al.* [CHOOZ Collaboration], “Search for neutrino oscillations on a long baseline at the CHOOZ nuclear power station,” *Eur. Phys. J. C* **27** (2003) 331 [hep-ex/0301017].

- [16] G. L. Fogli, E. Lisi, A. Marrone, A. Palazzo and A. M. Rotunno, “Hints of $\theta_{13} > 0$ from global neutrino data analysis,” Phys. Rev. Lett. **101** (2008) 141801 [arXiv:0806.2649 [hep-ph]].
- [17] K. Abe *et al.* [T2K Collaboration], “Indication of Electron Neutrino Appearance from an Accelerator-produced Off-axis Muon Neutrino Beam,” Phys. Rev. Lett. **107** (2011) 041801 [arXiv:1106.2822 [hep-ex]].
- [18] P. Adamson *et al.* [MINOS Collaboration], “Improved search for muon-neutrino to electron-neutrino oscillations in MINOS,” Phys. Rev. Lett. **107** (2011) 181802 [arXiv:1108.0015 [hep-ex]].
- [19] G. L. Fogli, E. Lisi, A. Marrone, A. Palazzo and A. M. Rotunno, “Evidence of $\theta_{13} > 0$ from global neutrino data analysis,” Phys. Rev. D **84** (2011) 053007 [arXiv:1106.6028 [hep-ph]].
- [20] T. Schwetz, M. Tortola and J. W. F. Valle, “Where we are on θ_{13} : addendum to ‘Global neutrino data and recent reactor fluxes: status of three-flavour oscillation parameters’,” New J. Phys. **13** (2011) 109401 [arXiv:1108.1376 [hep-ph]].
- [21] Y. Abe *et al.* [Double Chooz Collaboration], “Indication of Reactor $\bar{\nu}_e$ Disappearance in the Double Chooz Experiment,” Phys. Rev. Lett. **108** (2012) 131801 [arXiv:1112.6353 [hep-ex]].
- [22] F. P. An *et al.* [Daya Bay Collaboration], “Observation of electron-antineutrino disappearance at Daya Bay,” Phys. Rev. Lett. **108** (2012) 171803 [arXiv:1203.1669 [hep-ex]].
- [23] J. K. Ahn *et al.* [RENO Collaboration], “Observation of Reactor Electron Antineutrino Disappearance in the RENO Experiment,” Phys. Rev. Lett. **108** (2012) 191802 [arXiv:1204.0626 [hep-ex]].
- [24] D. V. Forero, M. Tortola and J. W. F. Valle, “Global status of neutrino oscillation parameters after Neutrino-2012,” Phys. Rev. D **86** (2012) 073012 [arXiv:1205.4018 [hep-ph]].
- [25] G. L. Fogli, E. Lisi, A. Marrone, D. Montanino, A. Palazzo and A. M. Rotunno, “Global analysis of neutrino masses, mixings and phases: entering the era of leptonic CP violation searches,” Phys. Rev. D **86**(2012) 013012 [arXiv:1205.5254 [hep-ph]].
- [26] M. C. Gonzalez-Garcia, M. Maltoni, J. Salvado and T. Schwetz, “Global fit to three neutrino mixing: critical look at present precision,” JHEP **1212** (2012) 123 [arXiv:1209.3023 [hep-ph]].
- [27] K. Abe *et al.* [T2K Collaboration], “Observation of Electron Neutrino Appearance in a Muon Neutrino Beam,” Phys. Rev. Lett. **112** (2014) 061802 [arXiv:1311.4750 [hep-ex]].
- [28] P. Adamson *et al.* [NOvA Collaboration], “First measurement of electron neutrino appearance in NOvA,” Phys. Rev. Lett. **116** (2016) no.15, 151806 [arXiv:1601.05022 [hep-ex]].
- [29] K. Abe *et al.* [T2K Collaboration], “Combined Analysis of Neutrino and Antineutrino Oscillations at T2K,” Phys. Rev. Lett. **118** (2017) no.15, 151801 [arXiv:1701.00432 [hep-ex]].
- [30] P. Adamson *et al.* [NOvA Collaboration], “Constraints on Oscillation Parameters from ν_e Appearance and ν_μ Disappearance in NOvA,” Phys. Rev. Lett. **118** (2017) no.23, 231801 [arXiv:1703.03328 [hep-ex]].
- [31] I. Esteban, M. C. Gonzalez-Garcia, M. Maltoni, I. Martinez-Soler and T. Schwetz, “Updated fit to three neutrino mixing: exploring the accelerator-reactor complementarity,” JHEP **1701** (2017) 087 [arXiv:1611.01514 [hep-ph]].
- [32] NuFIT webpage <http://www.nu-fit.org> (see v3.2: Three-neutrino fit based on data available in January 2018).
- [33] P. F. de Salas, D. V. Forero, C. A. Ternes, M. Tortola and J. W. F. Valle, “Status of neutrino oscillations 2017,” arXiv:1708.01186 [hep-ph].
- [34] F. Capozzi, E. Lisi, A. Marrone, D. Montanino and A. Palazzo, “Neutrino masses and mixings: Status of known and unknown 3ν parameters,” Nucl. Phys. B **908** (2016) 218 [arXiv:1601.07777 [hep-ph]].

- [35] F. Capozzi, E. Di Valentino, E. Lisi, A. Marrone, A. Melchiorri and A. Palazzo, “Global constraints on absolute neutrino masses and their ordering,” *Phys. Rev. D* **95** (2017) no.9, 096014 [arXiv:1703.04471 [hep-ph]].
- [36] G. L. Fogli and E. Lisi, “Tests of three flavor mixing in long baseline neutrino oscillation experiments,” *Phys. Rev. D* **54** (1996) 3667 [hep-ph/9604415].
- [37] L. Wolfenstein, *Phys. Rev. D* **17** (1978) 2369.
- [38] S. P. Mikheev and A. Y. Smirnov, *Sov. J. Nucl. Phys.* **42** (1985) 913 [*Yad. Fiz.* **42** (1985) 1441].
- [39] S. P. Mikheev and A. Y. Smirnov, *Nuovo Cim. C* **9** (1986) 17.
- [40] M. Blennow and A. Y. Smirnov, “Neutrino propagation in matter,” *Adv. High Energy Phys.* **2013** (2013) 972485 [arXiv:1306.2903 [hep-ph]].
- [41] R. B. Patterson, “Prospects for Measurement of the Neutrino Mass Hierarchy,” *Ann. Rev. Nucl. Part. Sci.* **65** (2015) 177 [arXiv:1506.07917 [hep-ex]].
- [42] E. W. Otten and C. Weinheimer, “Neutrino mass limit from tritium beta decay,” *Rept. Prog. Phys.* **71** (2008) 086201 [arXiv:0909.2104 [hep-ex]].
- [43] G. Drexlin, V. Hannen, S. Mertens and C. Weinheimer, “Current direct neutrino mass experiments,” *Adv. High Energy Phys.* **2013** (2013) 293986 [arXiv:1307.0101 [physics.ins-det]].
- [44] B.H.J. McKellar, *Phys. Lett. B* **97** (1980) 93; F. Vissani, in the Proceedings of *NOW 2000*, Europhysics Neutrino Oscillation Workshop (Conca Specchiulla, Otranto, Italy, 2000), ed. by G.L. Fogli, *Nucl. Phys. B (Proc. Suppl.)* **100** (2001) 273; J. Studnik and M. Zralek, hep-ph/0110232. See also the discussion in Y. Farzan and A.Yu. Smirnov, *Phys. Lett. B* **557** (2003) 224.
- [45] A. D. Dolgov, “Neutrinos in cosmology,” *Phys. Rept.* **370** (2002) 333 [hep-ph/0202122].
- [46] S. Hannestad, “Neutrino physics from precision cosmology,” *Prog. Part. Nucl. Phys.* **65** (2010) 185 [arXiv:1007.0658 [hep-ph]].
- [47] Y. Y. Y. Wong, “Neutrino mass in cosmology: status and prospects,” *Ann. Rev. Nucl. Part. Sci.* **61** (2011) 69 [arXiv:1111.1436 [astro-ph.CO]].
- [48] J. Lesgourgues and S. Pastor, “Neutrino mass from Cosmology,” *Adv. High Energy Phys.* **2012** (2012) 608515 [arXiv:1212.6154 [hep-ph]].
- [49] M. Lattanzi and M. Gerbino, “Status of neutrino properties and future prospects - Cosmological and astrophysical constraints,” *Front. in Phys.* **5** (2018) 70 [arXiv:1712.07109 [astro-ph.CO]].
- [50] E. Majorana, “Teoria simmetrica dell’elettrone e del positrone,” *Nuovo Cim.* **14** (1937) 171.
- [51] S. T. Petcov, “The Nature of Massive Neutrinos,” *Adv. High Energy Phys.* **2013** (2013) 852987 [arXiv:1303.5819 [hep-ph]].
- [52] S. M. Bilenky and C. Giunti, “Neutrinoless Double-Beta Decay: a Probe of Physics Beyond the Standard Model,” *Int. J. Mod. Phys. A* **30** (2015) no.04n05, 1530001 [arXiv:1411.4791 [hep-ph]].
- [53] H. Paes and W. Rodejohann, “Neutrinoless Double Beta Decay,” *New J. Phys.* **17** (2015) no.11, 115010 [arXiv:1507.00170 [hep-ph]].
- [54] S. Dell’Oro, S. Marcocci, M. Viel and F. Vissani, “Neutrinoless double beta decay: 2015 review,” *Adv. High Energy Phys.* **2016** (2016) 2162659 [arXiv:1601.07512 [hep-ph]].
- [55] J. D. Vergados, H. Ejiri and F. Simkovic, “Neutrinoless double beta decay and neutrino mass,” *Int. J. Mod. Phys. E* **25** (2016) no.11, 1630007 [arXiv:1612.02924 [hep-ph]].
- [56] P. Vogel and A. Piepke, “Neutrinoless Double- β Decay,” in [2].
- [57] G. Fantini, A. Gallo Rosso, F. Vissani and V. Zema, “The formalism of neutrino oscillations: an introduction,” *Adv. Ser. Direct. High Energy Phys.* **28** (2018) 37 [arXiv:1802.05781 [hep-ph]].
- [58] A. Palazzo, “Phenomenology of light sterile neutrinos: A brief review,” *Mod. Phys. Lett. A* **28** (2013) 1330004 [arXiv:1302.1102 [hep-ph]].

- [59] S. Gariazzo, C. Giunti, M. Laveder, Y. F. Li and E. M. Zavanin, “Light sterile neutrinos,” *J. Phys. G* **43** (2016) 033001 [arXiv:1507.08204 [hep-ph]].
- [60] S. Gariazzo, C. Giunti, M. Laveder and Y. F. Li, “Updated Global 3+1 Analysis of Short-BaseLine Neutrino Oscillations,” *JHEP* **1706** (2017) 135 [arXiv:1703.00860 [hep-ph]].
- [61] M. Dentler, A. Hernandez-Cabezudo, J. Kopp, P. Machado, M. Maltoni, I. Martinez-Soler and T. Schwetz, “Updated global analysis of neutrino oscillations in the presence of eV-scale sterile neutrinos,” arXiv:1803.10661 [hep-ph].
- [62] S. Hannestad, I. Tamborra and T. Tram, “Thermalisation of light sterile neutrinos in the early universe,” *JCAP* **1207** (2012) 025 [arXiv:1204.5861 [astro-ph.CO]].
- [63] F. Forastieri, M. Lattanzi, G. Mangano, A. Mirizzi, P. Natoli and N. Saviano, “Cosmic microwave background constraints on secret interactions among sterile neutrinos,” *JCAP* **1707** (2017) no.07, 038 [arXiv:1704.00626 [astro-ph.CO]].
- [64] M. Archidiacono, S. Gariazzo, C. Giunti, S. Hannestad, R. Hansen, M. Laveder and T. Tram, “Pseudoscalar - sterile neutrino interactions: reconciling the cosmos with neutrino oscillations,” *JCAP* **1608** (2016) no.08, 067 [arXiv:1606.07673 [astro-ph.CO]].
- [65] X. Chu, B. Dasgupta and J. Kopp, “Sterile neutrinos with secret interactions - lasting friendship with cosmology,” *JCAP* **1510** (2015) no.10, 011 [arXiv:1505.02795 [hep-ph]].
- [66] Neutrino Unbound website, maintained by S. Gariazzo, C. Giunti and M. Laveder: <http://nu.to.infn.it>
- [67] C. Giunti and C.W. Kim, “Fundamentals of Neutrino Physics and Astrophysics” (Oxford U. Press, Oxford, UK, 2007), 728 pp.
- [68] V. Barger, D. Marfatia, K.L. Whisnant, “The Physics of Neutrinos” (Princeton University Press, Princeton NJ, 2012), 224 pp.
- [69] J. Lesgourgues, G. Mangano, G. Miele and S. Pastor, “Neutrino Cosmology” (Cambridge U. Press, Cambridge, UK, 2013), 392 pp.
- [70] F. Suekane, “Neutrino Oscillations: A Practical Guide to Basics and Applications,” Series: Lecture Notes in Physics Vol. 898 (Springer, Berlin and Heidelberg, Germany, 2015), 185 pp.
- [71] M. Spurio, “Particles and Astrophysics: A Multimessenger Approach” (Springer-Verlag, Berlin, Germany, 2015), 491 pp.
- [72] J.W.F. Valle and J. Romao, “Neutrinos in High Energy and Astroparticle Physics” (Wiley-VCH, Weinheim, Germany, 2015), 448 pp.
- [73] T. Ohlsson (Editor), “Neutrino Oscillations: Celebrating the Nobel Prize in Physics 2015,” Nuclear Physics B Special Issue, Volume 908 (2016), 466 pp.
- [74] G. Sigl, “Astroparticle Physics: Theory and Phenomenology” (Atlantis Press, Amsterdam, the Netherlands, 2017), 861 pp.
- [75] R. Aloisio, E. Coccia and F. Vissani (Editors), “Multiple Messengers and Challenges in Astroparticle Physics” (Springer International Publishing, Cham, Switzerland, 2018), 552 pp.
- [76] A. Ereditato (Editor), “The State of the Art of Neutrino Physics: A Tutorial for Graduate Students and Young Researchers,” Advanced Series on Directions in High Energy Physics Vol. 28 (World Scientific, Singapore, 2018), 580 pp.
- [77] S. Bilenky, “Introduction to the Physics of Massive and Mixed Neutrinos”, 2nd Edition, Series: Lecture Notes in Physics Vol. 947 (Springer, Berlin and Heidelberg, Germany, 2018), 277 pp.
- [78] G. L. Fogli, E. Lisi, A. Marrone, D. Montanino and A. Palazzo, “Getting the most from the statistical analysis of solar neutrino oscillations,” *Phys. Rev. D* **66** (2002) 053010 [hep-ph/0206162].

- [79] F. Capozzi, G. L. Fogli, E. Lisi, A. Marrone, D. Montanino and A. Palazzo, “Status of three-neutrino oscillation parameters, circa 2013,” *Phys. Rev. D* **89** (2014) 093018 [arXiv:1312.2878 [hep-ph]].
- [80] K. Abe *et al.* [Super-Kamiokande Collaboration], “Atmospheric neutrino oscillation analysis with external constraints in Super-Kamiokande I-IV,” *Phys. Rev. D* **97** (2018) no.7, 072001 [arXiv:1710.09126 [hep-ex]].
- [81] G. Bellini *et al.*, “Precision measurement of the 7-Be solar neutrino interaction rate in Borexino,” *Phys. Rev. Lett.* **107** (2011) 141302 [arXiv:1104.1816 [hep-ex]].
- [82] G. Bellini *et al.* [BOREXINO Collaboration], “Neutrinos from the primary proton-proton fusion process in the Sun,” *Nature* **512**, no. 7515 (2014) 383.
- [83] M. Agostini *et al.* [Borexino Collaboration], “First Simultaneous Precision Spectroscopy of pp , ^7Be , and pep Solar Neutrinos with Borexino Phase-II,” arXiv:1707.09279 [hep-ex].
- [84] K. Abe *et al.* [Super-Kamiokande Collaboration], “Solar Neutrino Measurements in Super-Kamiokande-IV,” *Phys. Rev. D* **94** (2016) no.5, 052010 [arXiv:1606.07538 [hep-ex]].
- [85] B. Aharmim *et al.* [SNO Collaboration], “Combined Analysis of all Three Phases of Solar Neutrino Data from the Sudbury Neutrino Observatory,” *Phys. Rev. C* **88** (2013) 025501 [arXiv:1109.0763 [nucl-ex]].
- [86] B. T. Cleveland, T. Daily, R. Davis, Jr., J. R. Distel, K. Lande, C. K. Lee, P. S. Wildenhain and J. Ullman, “Measurement of the solar electron neutrino flux with the Homestake chlorine detector,” *Astrophys. J.* **496** (1998) 505.
- [87] J. N. Abdurashitov *et al.* [SAGE Collaboration], “Measurement of the solar neutrino capture rate with gallium metal. III: Results for the 2002–2007 data-taking period,” *Phys. Rev. C* **80** (2009) 015807 [arXiv:0901.2200 [nucl-ex]].
- [88] F. Kaether, W. Hampel, G. Heusser, J. Kiko and T. Kirsten, “Reanalysis of the GALLEX solar neutrino flux and source experiments,” *Phys. Lett. B* **685** (2010) 47 [arXiv:1001.2731 [hep-ex]].
- [89] N. Vinyoles *et al.*, “A new Generation of Standard Solar Models,” *Astrophys. J.* **835** (2017) no.2, 202 [arXiv:1611.09867 [astro-ph.SR]].
- [90] A. Serenelli, C. Pena-Garay and W. C. Haxton, “Using the standard solar model to constrain solar composition and nuclear reaction S factors,” *Phys. Rev. D* **87** (2013) no. 4, 043001 [arXiv:1211.6740 [astro-ph.SR]].
- [91] W. T. Winter, S. J. Freedman, K. E. Rehm and J. P. Schiffer, “The B-8 neutrino spectrum,” *Phys. Rev. C* **73** (2006) 025503 [nucl-ex/0406019].
- [92] D. Frekers *et al.*, *Phys. Rev. C* **91** (2015) 034608.
- [93] V. Barinov, B. Cleveland, V. Gavrinn, D. Gorbunov and T. Ibragimova, “Revised neutrino-gallium cross section and prospects of BEST in resolving the Gallium anomaly,” *Phys. Rev. D* **97** (2018) no.7, 073001 [arXiv:1710.06326 [hep-ph]].
- [94] J.N. Bahcall, “Neutrino Astrophysics” (Cambridge U. Press, Cambridge, UK, 1989), 592 pp.
- [95] G. L. Fogli, E. Lisi, A. Marrone and A. Palazzo, “Solar neutrinos: With a tribute to John. N. Bahcall,” hep-ph/0605186.
- [96] A. Gando *et al.* [KamLAND Collaboration], Reactor On-Off Antineutrino Measurement with KamLAND, *Phys. Rev. D* **88** (2013) 033001 [arXiv:1303.4667 [hep-ex]].
- [97] A. Gando *et al.* [KamLAND Collaboration], Constraints on θ_{13} from A Three-Flavor Oscillation Analysis of Reactor Antineutrinos at KamLAND, *Phys. Rev. D* **83** (2011) 052002 [arXiv:1009.4771 [hep-ex]].

- [98] P. Huber, “On the determination of anti-neutrino spectra from nuclear reactors,” *Phys. Rev. C* **84** (2011) 024617; Erratum: [*Phys. Rev. C* **85** (2012) 029901] [arXiv:1106.0687 [hep-ph]].
- [99] T. A. Mueller *et al.*, “Improved Predictions of Reactor Antineutrino Spectra,” *Phys. Rev. C* **83** (2011) 054615 [arXiv:1101.2663 [hep-ex]].
- [100] S. H. Seo [RENO Collaboration], “New Results from RENO and The 5 MeV Excess,” *AIP Conf. Proc.* **1666** (2015) 080002 [arXiv:1410.7987 [hep-ex]].
- [101] J. H. Choi *et al.* [RENO Collaboration], “Observation of Energy and Baseline Dependent Reactor Antineutrino Disappearance in the RENO Experiment,” *Phys. Rev. Lett.* **116** (2016) no.21, 211801 [arXiv:1511.05849 [hep-ex]].
- [102] Y. Abe *et al.* [Double Chooz Collaboration], “Improved measurements of the neutrino mixing angle θ_{13} with the Double Chooz detector,” *JHEP* **1410** (2014) 086; Erratum: [*JHEP* **1502** (2015) 074] [arXiv:1406.7763 [hep-ex]].
- [103] F. P. An *et al.* [Daya Bay Collaboration], “Measurement of the Reactor Antineutrino Flux and Spectrum at Daya Bay,” *Phys. Rev. Lett.* **116** (2016) no.6, 061801; Erratum: [*Phys. Rev. Lett.* **118** (2017) no.9, 099902] [arXiv:1508.04233 [hep-ex]].
- [104] P. Novella, “The antineutrino energy structure in reactor experiments,” *Adv. High Energy Phys.* **2015** (2015) 364392 [arXiv:1512.03366 [hep-ex]].
- [105] A. A. Sonzogni, T. D. Johnson and E. A. McCutchan, “Nuclear structure insights into reactor antineutrino spectra,” *Phys. Rev. C* **91** (2015) no.1, 011301.
- [106] A. C. Hayes, J. L. Friar, G. T. Garvey, D. Ibeling, G. Jungman, T. Kawano and R. W. Mills, “Possible origins and implications of the shoulder in reactor neutrino spectra,” *Phys. Rev. D* **92** (2015) no.3, 033015 [arXiv:1506.00583 [nucl-th]].
- [107] P. Huber, “Reactor antineutrino fluxes - Status and challenges,” *Nucl. Phys. B* **908** (2016) 268 [arXiv:1602.01499 [hep-ph]].
- [108] M. Maltoni and A. Y. Smirnov, “Solar neutrinos and neutrino physics,” *Eur. Phys. J. A* **52** (2016) no.4, 87 [arXiv:1507.05287 [hep-ph]].
- [109] M. Baak *et al.* [Gfitter Group], “The global electroweak fit at NNLO and prospects for the LHC and ILC,” *Eur. Phys. J. C* **74** (2014) 3046 [arXiv:1407.3792 [hep-ph]].
- [110] S. Alioli *et al.*, “Precision studies of observables in $pp \rightarrow W \rightarrow l\nu_l$ and $pp \rightarrow \gamma, Z \rightarrow l^+l^-$ processes at the LHC,” *Eur. Phys. J. C* **77** (2017) no.5, 280 [arXiv:1606.02330 [hep-ph]].
- [111] S. Dulat *et al.*, *Phys. Rev. D* **93** (2016) no.3, 033006 [arXiv:1506.07443 [hep-ph]].
- [112] L. A. Harland-Lang, A. D. Martin, P. Motylinski and R. S. Thorne, “Parton distributions in the LHC era: MMHT 2014 PDFs,” *Eur. Phys. J. C* **75** (2015) no.5, 204 [arXiv:1412.3989 [hep-ph]].
- [113] R. D. Ball *et al.* [NNPDF Collaboration], “Parton distributions from high-precision collider data,” *Eur. Phys. J. C* **77** (2017) no. 10, 663 [arXiv:1706.00428 [hep-ph]].
- [114] G. L. Fogli, E. Lisi and A. Palazzo, “Quasi energy independent solar neutrino transitions,” *Phys. Rev. D* **65** (2002) 073019 [hep-ph/0105080].
- [115] M. H. Ahn *et al.* [K2K Collaboration], “Indications of neutrino oscillation in a 250 km long baseline experiment,” *Phys. Rev. Lett.* **90** (2003) 041801 [hep-ex/0212007].
- [116] E. Aliu *et al.* [K2K Collaboration], “Evidence for muon neutrino oscillation in an accelerator-based experiment,” *Phys. Rev. Lett.* **94** (2005) 081802 [hep-ex/0411038].
- [117] P. Adamson *et al.* [MiniBooNE and MINOS Collaborations], “First Measurement of ν_μ and ν_e Events in an Off-Axis Horn-Focused Neutrino Beam,” *Phys. Rev. Lett.* **102** (2009) 211801 [arXiv:0809.2447 [hep-ex]].

- [118] P. Adamson *et al.* [MINOS Collaboration], “Combined analysis of ν_μ disappearance and $\nu_\mu \rightarrow \nu_e$ appearance in MINOS using accelerator and atmospheric neutrinos,” Phys. Rev. Lett. **112** (2014) 191801 [arXiv:1403.0867 [hep-ex]].
- [119] N. Agafonova *et al.* [OPERA Collaboration], “Discovery of τ Neutrino Appearance in the CNGS Neutrino Beam with the OPERA Experiment,” Phys. Rev. Lett. **115** (2015) no.12, 121802 [arXiv:1507.01417 [hep-ex]].
- [120] K. Abe *et al.* [T2K Collaboration], “Measurement of neutrino and antineutrino oscillations by the T2K experiment including a new additional sample of ν_e interactions at the far detector,” Phys. Rev. D **96** (2017) no.9, 092006 [arXiv:1707.01048 [hep-ex]].
- [121] P. Huber, M. Lindner and W. Winter, Comput. Phys. Commun. **167** (2005) 195 [hep-ph/0407333].
- [122] P. Huber, J. Kopp, M. Lindner, M. Rolinec and W. Winter, Comput. Phys. Commun. **177** (2007) 432 [hep-ph/0701187].
- [123] M. Hartz, “T2K Neutrino Oscillation Results with Data up to 2017 Summer,” seminar at KEK (4 August 2017), available at <https://www.t2k.org/docs/talk> (talk n. 282 in the list). See also the subsequent T2K talks, up to March 2018.
- [124] A. Radovic, “Latest Neutrino Oscillation Results from NOvA,” seminar at Fermilab (12 January 2018), available at https://www-nova.fnal.gov/NOvA_Collaboration_Information/speakers.html (first talk in the 2018 list). See also the subsequent NOvA talks, up to March 2018.
- [125] G. Cowan, “Statistics,” in [2].
- [126] “T2K and NOvA collaborations to produce joint neutrino oscillation analysis by 2021.” Full announcement (30 January 2018) available at <http://t2k-experiment.org/2018/01/t2k-nova-announce/>
- [127] A. Cervera, A. Donini, M. B. Gavela, J. J. Gomez Cadenas, P. Hernandez, O. Mena and S. Rigolin, “Golden measurements at a neutrino factory,” Nucl. Phys. B **579** (2000) 17 Erratum: [Nucl. Phys. B **593** (2001) 731] [hep-ph/0002108].
- [128] M. Freund, “Analytic approximations for three neutrino oscillation parameters and probabilities in matter,” Phys. Rev. D **64** (2001) 053003 [hep-ph/0103300].
- [129] E. K. Akhmedov, R. Johansson, M. Lindner, T. Ohlsson and T. Schwetz, JHEP **0404** (2004) 078 [hep-ph/0402175].
- [130] A. Takamura, K. Kimura and H. Yokomakura, “Proposal of a simple method to estimate neutrino oscillation probability and CP violation in matter,” Phys. Lett. B **595** (2004) 414 [hep-ph/0403150].
- [131] H. J. He and X. J. Xu, “Connecting the leptonic unitarity triangle to neutrino oscillation with CP violation in the vacuum and in matter,” Phys. Rev. D **95** (2017) no. 3, 033002 [arXiv:1606.04054 [hep-ph]].
- [132] Y. F. Li, J. Zhang, S. Zhou and J. y. Zhu, “Looking into Analytical Approximations for Three-flavor Neutrino Oscillation Probabilities in Matter,” JHEP **1612** (2016) 109 [arXiv:1610.04133 [hep-ph]].
- [133] S. J. Parke, P. B. Denton and H. Minakata, “Analytic Neutrino Oscillation Probabilities in Matter: Revisited,” arXiv:1801.00752 [hep-ph].
- [134] V. Martemyanov, L. Mikaelyan, V. Sinev, V. Kopeikin and Y. Kozlov, “The Kr2Det project: Search for mass-3 state contribution $|U_{e3}|^2$ to the electron neutrino using a one reactor - two detector oscillation experiment at Krasnoyarsk underground site,” Phys. Atom. Nucl. **66** (2003) 1934 [Yad. Fiz. **66** (2003) 1982] [hep-ex/0211070].

- [135] F. P. An *et al.* [Daya Bay Collaboration], Phys. Rev. D **95** (2017) no.7, 072006 [arXiv:1610.04802 [hep-ex]].
- [136] H. Seo [RENO Collaboration], “New results from RENO,” PoS EPS-HEP **2017** (2017) 134.
- [137] I. Gil Botella [Double Chooz Collaboration], “Latest results from Double Chooz,” PoS EPS-HEP **2017** (2017) 109.
- [138] S. B. Kim, T. Lasserre and Y. Wang, “Reactor neutrinos,” Adv. High Energy Phys. **2013**, Article ID 453816.
- [139] P. Vogel, L. Wen and C. Zhang, “Neutrino Oscillation Studies with Reactors,” Nature Commun. **6** (2015) 6935 [arXiv:1503.01059 [hep-ex]].
- [140] X. Qian and J. C. Peng, “Physics with Reactor Neutrinos,” arXiv:1801.05386 [hep-ex].
- [141] S. H. Seo *et al.* [RENO Collaboration], “Spectral Measurement of the Electron Antineutrino Oscillation Amplitude and Frequency using 500 Live Days of RENO Data,” arXiv:1610.04326 [hep-ex].
- [142] The official χ^2 map from Daya Bay [135] is available as ancillary file (DayaBay_DeltaChiSq_1230days.txt) at <https://arxiv.org/abs/1610.04802>
- [143] The “First Workshop on Reactor Neutrino Experiments” (Seoul, Korea, Oct. 2016), webpage <https://indico.snu.ac.kr/indico/event/4/>
- [144] The “Second Reactor- θ_{13} Workshop” (APC, Paris, France, June-2017), webpage <https://indico.in2p3.fr/event/14578/>
- [145] Talk by S. H. Seo at the “NOW 2016 Workshop” (Otranto, Italy, Sep. 2016), “Short-baseline reactor neutrino oscillations,” PoS NOW **2016**, 002 (2017) [arXiv:1701.06843 [hep-ex]].
- [146] Talk by L. Lebanowsky at the “NNN 2016 Workshop” (Beijing, China, Nov. 2016), available at <http://nnn16.ihep.ac.cn/>
- [147] Talk by Zeyuan Yu at the “NuPhys 2017 Workshop” (London, UK, Dec. 2017), available at <https://indico.ph.qmul.ac.uk/indico/event/nuphys2017>
- [148] S. Parke, “What is Δm_{ee}^2 ?,” Phys. Rev. D **93**, no. 5, 053008 (2016) [arXiv:1601.07464 [hep-ph]].
- [149] F. Capozzi, E. Lisi and A. Marrone, “Neutrino mass hierarchy and electron neutrino oscillation parameters with one hundred thousand reactor events,” Phys. Rev. D **89** (2014) no.1, 013001 [arXiv:1309.1638 [hep-ph]].
- [150] F. Capozzi, E. Lisi and A. Marrone, “Neutrino mass hierarchy and precision physics with medium-baseline reactors: Impact of energy-scale and flux-shape uncertainties,” Phys. Rev. D **92** (2015) no.9, 093011 [arXiv:1508.01392 [hep-ph]].
- [151] Y. Fukuda *et al.* [Super-Kamiokande Collaboration], “Evidence for oscillation of atmospheric neutrinos,” Phys. Rev. Lett. **81** (1998) 1562 [hep-ex/9807003].
- [152] T. Kajita and Y. Totsuka, “Observation of atmospheric neutrinos,” Rev. Mod. Phys. **73**, 85 (2001).
- [153] S. T. Petcov, “Diffractive - like (or parametric resonance - like?) enhancement of the earth (day - night) effect for solar neutrinos crossing the earth core,” Phys. Lett. B **434** (1998) 321 [hep-ph/9805262].
- [154] E. K. Akhmedov, “Parametric resonance of neutrino oscillations and passage of solar and atmospheric neutrinos through the earth,” Nucl. Phys. B **538** (1999) 25 [hep-ph/9805272].
- [155] E. K. Akhmedov, A. Dighe, P. Lipari and A. Y. Smirnov, “Atmospheric neutrinos at Super-Kamiokande and parametric resonance in neutrino oscillations,” Nucl. Phys. B **542** (1999) 3 [hep-ph/9808270].

- [156] M. V. Chizhov and S. T. Petcov, “Enhancing mechanisms of neutrino transitions in a medium of nonperiodic constant density layers and in the earth,” *Phys. Rev. D* **63** (2001) 073003 [hep-ph/9903424].
- [157] E. K. Akhmedov, M. Maltoni and A. Y. Smirnov, “1-3 leptonic mixing and the neutrino oscillograms of the Earth,” *JHEP* **0705** (2007) 077 [hep-ph/0612285].
- [158] E. K. Akhmedov, M. Maltoni and A. Y. Smirnov, “Neutrino oscillograms of the Earth: Effects of 1-2 mixing and CP-violation,” *JHEP* **0806** (2008) 072 [arXiv:0804.1466 [hep-ph]].
- [159] S. Choubey, “Atmospheric Neutrinos: Status and Prospects,” *Nucl. Phys. B* **908** (2016) 235 [arXiv:1603.06841 [hep-ph]].
- [160] T. Kajita, E. Kearns, M. Shiozawa, the Super-Kamiokande Collaboration, “Establishing atmospheric neutrino oscillations with Super-Kamiokande,” *Nucl. Phys. B* **908** (2016) 14.
- [161] G. L. Fogli, E. Lisi, D. Montanino and G. Scioscia, “Three flavor atmospheric neutrino anomaly,” *Phys. Rev. D* **55** (1997) 4385 [hep-ph/9607251].
- [162] G. L. Fogli, E. Lisi, A. Marrone and G. Scioscia, “Super-Kamiokande atmospheric neutrino data, zenith distributions, and three flavor oscillations,” *Phys. Rev. D* **59** (1999) 033001 [hep-ph/9808205].
- [163] M. C. Gonzalez-Garcia and M. Maltoni, “Phenomenology with Massive Neutrinos,” *Phys. Rept.* **460** (2008) 1 [arXiv:0704.1800 [hep-ph]].
- [164] S. F. Ge and K. Hagiwara, “Physics Reach of Atmospheric Neutrino Measurements at PINGU,” *JHEP* **1409**, 024 (2014) [arXiv:1312.0457 [hep-ph]].
- [165] G. L. Fogli, E. Lisi, A. Marrone and D. Montanino, “Status of atmospheric $\nu_\mu \rightarrow \nu_\tau$ oscillations and decoherence after the first K2K spectral data,” *Phys. Rev. D* **67** (2003) 093006 [hep-ph/0303064].
- [166] F. Capozzi, E. Lisi and A. Marrone, “PINGU and the neutrino mass hierarchy: Statistical and systematic aspects,” *Phys. Rev. D* **91** (2015) 073011 [arXiv:1503.01999 [hep-ph]].
- [167] F. Capozzi, E. Lisi and A. Marrone, “Probing the neutrino mass ordering with KM3NeT-ORCA: Analysis and perspectives,” *J. Phys. G* **45** (2018) no.2, 024003 [arXiv:1708.03022 [hep-ph]].
- [168] T.J. Irvine, “Development of Neutron-Tagging Techniques and Application to Atmospheric Neutrino Oscillation Analysis in Super-Kamiokande,” PhD Thesis (U. of Tokyo, Japan, Sep. 2014), available at <http://www-sk.icrr.u-tokyo.ac.jp/sk/publications/index-e.html#doctor>
- [169] M. G. Aartsen *et al.* [IceCube Collaboration], “Determining neutrino oscillation parameters from atmospheric muon neutrino disappearance with three years of IceCube DeepCore data,” *Phys. Rev. D* **91** (2015) no.7, 072004 [arXiv:1410.7227 [hep-ex]].
- [170] IceCube Oscillations: 3 years muon neutrino disappearance data (released 27 Jan 2015), https://icecube.wisc.edu/science/data/nu_osc
- [171] M. G. Aartsen *et al.* [IceCube Collaboration], “Measurement of Atmospheric Neutrino Oscillations at 6–56 GeV with IceCube DeepCore,” *Phys. Rev. Lett.* **120** (2018) no.7, 071801 [arXiv:1707.07081 [hep-ex]].
- [172] IceCube Collaboration: Measurement of atmospheric neutrino oscillations with three years of data from the full sky (χ^2 map released 13 Feb 2018), <https://icecube.wisc.edu/science/data/2018nuosc>
- [173] T. Schwetz, M. A. Tortola and J. W. F. Valle, “Three-flavour neutrino oscillation update,” *New J. Phys.* **10** (2008) 113011 [arXiv:0808.2016 [hep-ph]].
- [174] R. Wendell *et al.* [Super-Kamiokande Collaboration], “Atmospheric neutrino oscillation analysis with sub-leading effects in Super-Kamiokande I, II, and III,” *Phys. Rev. D* **81** (2010) 092004 [arXiv:1002.3471 [hep-ex]].

- [175] Super-Kamiokande Collaboration: χ^2 maps derived from the oscillations analysis in [174] in the one-dominant mass-scale approximation ($\delta m^2 = 0$), http://www-sk.icrr.u-tokyo.ac.jp/sk/atmpd/sk123_subdom_data/
- [176] Super-Kamiokande Collaboration: χ^2 maps derived from the full 3ν oscillations analysis in [80] <http://www-sk.icrr.u-tokyo.ac.jp/sk/publications/result-e.html>
- [177] Tyce DeYoung, private communication.
- [178] International Workshop on Sub-dominant oscillation effects in atmospheric neutrino experiments (Kashiwa, Japan, 2004), website <http://www-rccn.icrr.u-tokyo.ac.jp/rccnws04/>
- [179] Proceedings of [178], edited by T. Kajita and K. Okumura: “Sub-Dominant Oscillation Effects in Atmospheric Neutrino Experiments,” Frontiers Science Series vol. 45 (Universal Academy Press, Tokyo, Japan, 2005).
- [180] ANW’16, “Atmospheric Neutrino Workshop 2016” (Garching, Germany, 2016), website <https://indico.ph.tum.de/event/3533/>
- [181] PANE 2018, “Advanced Workshop on Physics of Atmospheric Neutrinos” (Trieste, Italy, 2018), website <http://indico.ictp.it/event/8312/>
- [182] NEUTEL Workshop Series (since 1988) on “Neutrino Telescopes” in Venice. 17th edition: NEUTEL 2017 (Venice, Italy, 2017), website <https://agenda.infn.it/conferenceDisplay.py?confId=11857>
- [183] VLVNT Workshop Series (since 2003) on “Very Large Volume Neutrino Telescopes.” 8th edition: VLVNT 2018 (Dubna, Russia, 2018), website <https://vlvnt2018.jinr.ru>
- [184] J. P. Yanez and A. Kouchner, “Measurement of atmospheric neutrino oscillations with very large volume neutrino telescopes,” *Adv. High Energy Phys.* **2015** (2015) 271968 [arXiv:1509.08404 [hep-ex]].
- [185] M. G. Aartsen *et al.* [IceCube PINGU Collaboration], “Letter of Intent: The Precision IceCube Next Generation Upgrade (PINGU),” arXiv:1401.2046 [physics.ins-det].
- [186] M. G. Aartsen *et al.* [IceCube Collaboration], “PINGU: A Vision for Neutrino and Particle Physics at the South Pole,” *J. Phys. G* **44** (2017) no.5, 054006 [arXiv:1607.02671 [hep-ex]].
- [187] S. Adrian-Martinez *et al.* [KM3Net Collaboration], “Letter of intent for KM3NeT 2.0,” *J. Phys. G* **43** (2016) no.8, 084001 [arXiv:1601.07459 [astro-ph.IM]].
- [188] K. Abe *et al.*, “Letter of Intent: The Hyper-Kamiokande Experiment – Detector Design and Physics Potential,” arXiv:1109.3262 [hep-ex]. See also the website <http://www.hyperk.org>
- [189] M. S. Athar *et al.* [INO Collaboration], “India-based Neutrino Observatory: Project Report,” INO-2006-01. Available at <http://www.ino.tifr.res.in/ino/OpenReports/report.php>
- [190] F. An *et al.* [JUNO Collaboration], “Neutrino Physics with JUNO,” *J. Phys. G* **43** (2016) no.3, 030401 [arXiv:1507.05613 [physics.ins-det]].
- [191] K. Abe *et al.* [Hyper-Kamiokande Proto-Collaboration], “Physics potential of a long-baseline neutrino oscillation experiment using a J-PARC neutrino beam and Hyper-Kamiokande,” *PTEP* **2015** (2015) 053C02 [arXiv:1502.05199 [hep-ex]].
- [192] J. Strait *et al.* [DUNE Collaboration], “Long-Baseline Neutrino Facility (LBNF) and Deep Underground Neutrino Experiment (DUNE) : Conceptual Design Report, Volume 3: Long-Baseline Neutrino Facility for DUNE June 24, 2015,” arXiv:1601.05823 [physics.ins-det].
- [193] E. Wildner *et al.*, “The Opportunity Offered by the ESSnuSB Project to Exploit the Larger Leptonic CP Violation Signal at the Second Oscillation Maximum and the Requirements of This Project on the ESS Accelerator Complex,” *Adv. High Energy Phys.* **2016** (2016) 8640493 [arXiv:1510.00493 [physics.ins-det]].

- [194] M. Blennow, P. Coloma, P. Huber and T. Schwetz, “Quantifying the sensitivity of oscillation experiments to the neutrino mass ordering,” JHEP **1403** (2014) 028 [arXiv:1311.1822 [hep-ph]].
- [195] M. C. Gonzalez-Garcia and M. Maltoni, “Determination of matter potential from global analysis of neutrino oscillation data,” JHEP **1309** (2013) 152 [arXiv:1307.3092 [hep-ph]].
- [196] J. Liao, D. Marfatia and K. Whisnant, “Nonstandard interactions in solar neutrino oscillations with Hyper-Kamiokande and JUNO,” Phys. Lett. B **771** (2017) 247 [arXiv:1704.04711 [hep-ph]].
- [197] M. Ghosh and O. Yasuda, “Testing NSI suggested by the solar neutrino tension in T2HKK and DUNE,” arXiv:1709.08264 [hep-ph].
- [198] A. Palazzo, “Hint of non-standard dynamics in solar neutrino conversion,” Phys. Rev. D **83**, 101701 (2011) [arXiv:1101.3875 [hep-ph]].
- [199] A. Bolanos, O. G. Miranda, A. Palazzo, M. A. Tortola and J. W. F. Valle, “Probing non-standard neutrino-electron interactions with solar and reactor neutrinos,” Phys. Rev. D **79**, 113012 (2009) [arXiv:0812.4417 [hep-ph]].
- [200] F. Capozzi, I. M. Shoemaker and L. Vecchi, “Solar Neutrinos as a Probe of Dark Matter-Neutrino Interactions,” JCAP **1707** (2017) no.07, 021 [arXiv:1702.08464 [hep-ph]].
- [201] P. Coloma, P. B. Denton, M. C. Gonzalez-Garcia, M. Maltoni and T. Schwetz, “Curtailling the Dark Side in Non-Standard Neutrino Interactions,” JHEP **1704** (2017) 116 [arXiv:1701.04828 [hep-ph]].
- [202] P. Coloma, M. C. Gonzalez-Garcia, M. Maltoni and T. Schwetz, “COHERENT enlightenment of the neutrino dark side,” Phys. Rev. D **96** (2017) no.11, 115007
- [203] C. Biggio, M. Blennow and E. Fernandez-Martinez, “General bounds on non-standard neutrino interactions,” JHEP **0908** (2009) 090 [arXiv:0907.0097 [hep-ph]].
- [204] F. J. Escrihuela, O. G. Miranda, M. A. Tortola and J. W. F. Valle, “Constraining nonstandard neutrino-quark interactions with solar, reactor and accelerator data,” Phys. Rev. D **80** (2009) 105009 Erratum: [Phys. Rev. D **80** (2009) 129908] [arXiv:0907.2630 [hep-ph]].
- [205] T. Ohlsson, “Status of non-standard neutrino interactions,” Rept. Prog. Phys. **76**, 044201 (2013) [arXiv:1209.2710 [hep-ph]].
- [206] O. G. Miranda and H. Nunokawa, “Non standard neutrino interactions: current status and future prospects,” New J. Phys. **17** (2015) no.9, 095002 [arXiv:1505.06254 [hep-ph]].
- [207] Y. Farzan and M. Tortola, “Neutrino oscillations and Non-Standard Interactions,” Front. in Phys. **6** (2018) 10 [arXiv:1710.09360 [hep-ph]].
- [208] M. B. Gavela, D. Hernandez, T. Ota and W. Winter, “Large gauge invariant non-standard neutrino interactions,” Phys. Rev. D **79** (2009) 013007 [arXiv:0809.3451 [hep-ph]].
- [209] S. Antusch, J. P. Baumann and E. Fernandez-Martinez, “Non-Standard Neutrino Interactions with Matter from Physics Beyond the Standard Model,” Nucl. Phys. B **810** (2009) 369 [arXiv:0807.1003 [hep-ph]].
- [210] K. S. Babu, A. Friedland, P. A. N. Machado and I. Mocioiu, “Flavor Gauge Models Below the Fermi Scale,” JHEP **1712** (2017) 096 [arXiv:1705.01822 [hep-ph]].
- [211] M. Blennow, S. Choubey, T. Ohlsson, D. Pramanik and S. K. Raut, “A combined study of source, detector and matter non-standard neutrino interactions at DUNE,” JHEP **1608** (2016) 090 [arXiv:1606.08851 [hep-ph]].
- [212] K. N. Deepthi, S. Goswami and N. Nath, “Can nonstandard interactions jeopardize the hierarchy sensitivity of DUNE?,” Phys. Rev. D **96** (2017) no.7, 075023 [arXiv:1612.00784 [hep-ph]].
- [213] S. K. Agarwalla, S. S. Chatterjee and A. Palazzo, “Degeneracy between θ_{23} octant and neutrino non-standard interactions at DUNE,” Phys. Lett. B **762**, 64 (2016) [arXiv:1607.01745 [hep-ph]].

- [214] J. Liao, D. Marfatia and K. Whisnant, “Nonstandard neutrino interactions at DUNE, T2HK and T2HKK,” JHEP **1701** (2017) 071 [arXiv:1612.01443 [hep-ph]].
- [215] S. Fukasawa and O. Yasuda, “The possibility to observe the non-standard interaction by the Hyperkamiokande atmospheric neutrino experiment,” Nucl. Phys. B **914** (2017) 99 [arXiv:1608.05897 [hep-ph]].
- [216] S. F. Ge and A. Y. Smirnov, “Non-standard interactions and the CP phase measurements in neutrino oscillations at low energies,” JHEP **1610** (2016) 138 [arXiv:1607.08513 [hep-ph]].
- [217] M. Masud and P. Mehta, “Nonstandard interactions and resolving the ordering of neutrino masses at DUNE and other long baseline experiments,” Phys. Rev. D **94** (2016) no.5, 053007 [arXiv:1606.05662 [hep-ph]].
- [218] P. Coloma, H. Minakata and S. J. Parke, “Interplay between appearance and disappearance channels for precision measurements of θ_{23} and δ ,” Phys. Rev. D **90** (2014) 093003 [arXiv:1406.2551 [hep-ph]].
- [219] M. Ghosh, P. Ghoshal, S. Goswami, N. Nath and S. K. Raut, “New look at the degeneracies in the neutrino oscillation parameters, and their resolution by T2K, NO ν A and ICAL,” Phys. Rev. D **93** (2016) no.1, 013013 [arXiv:1504.06283 [hep-ph]].
- [220] M. Lindner, W. Rodejohann and X. J. Xu, “Neutrino Parameters from Reactor and Accelerator Neutrino Experiments,” Phys. Rev. D **97**, no. 7, 075024 (2018) [arXiv:1709.10252 [hep-ph]].
- [221] K. N. Abazajian *et al.*, “Light Sterile Neutrinos: A White Paper,” arXiv:1204.5379 [hep-ph].
- [222] J. Spitz, “Future short-baseline sterile neutrino searches with accelerators,” AIP Conf. Proc. **1666** (2015) 180004.
- [223] D. Lhuillier, “Future short-baseline sterile neutrino searches with reactors,” AIP Conf. Proc. **1666** (2015) 180003.
- [224] J. Barry, W. Rodejohann and H. Zhang, “Light Sterile Neutrinos: Models and Phenomenology,” JHEP **1107** (2011) 091 [arXiv:1105.3911 [hep-ph]].
- [225] S. Antusch, C. Biggio, E. Fernandez-Martinez, M. B. Gavela and J. Lopez-Pavon, “Unitarity of the Leptonic Mixing Matrix,” JHEP **0610**, 084 (2006) [hep-ph/0607020].
- [226] S. Parke and M. Ross-Lonergan, “Unitarity and the three flavor neutrino mixing matrix,” Phys. Rev. D **93**, no. 11, 113009 (2016) [arXiv:1508.05095 [hep-ph]].
- [227] J. Tang, Y. Zhang and Y. F. Li, Phys. Lett. B **774**, 217 (2017) [arXiv:1708.04909 [hep-ph]].
- [228] Y. F. Li, Z. z. Xing and J. y. Zhu, “Indirect unitarity violation entangled with matter effects in reactor antineutrino oscillations,” arXiv:1802.04964 [hep-ph].
- [229] M. Blennow, P. Coloma, E. Fernandez-Martinez, J. Hernandez-Garcia and J. Lopez-Pavon, “Non-Unitarity, sterile neutrinos, and Non-Standard neutrino Interactions,” JHEP **1704** (2017) 153 [arXiv:1609.08637 [hep-ph]].
- [230] C. S. Fong, H. Minakata and H. Nunokawa, “Non-unitary evolution of neutrinos in matter and the leptonic unitarity test,” arXiv:1712.02798 [hep-ph].
- [231] Y. F. Li and S. Luo, Phys. Rev. D **93** (2016) no.3, 033008 [arXiv:1508.00052 [hep-ph]].
- [232] O. G. Miranda, M. Tortola and J. W. F. Valle, “New ambiguity in probing CP violation in neutrino oscillations,” Phys. Rev. Lett. **117**, no. 6, 061804 (2016) [arXiv:1604.05690 [hep-ph]].
- [233] N. Klop and A. Palazzo, “Imprints of CP violation induced by sterile neutrinos in T2K data,” Phys. Rev. D **91**, no. 7, 073017 (2015) [arXiv:1412.7524 [hep-ph]].
- [234] A. Palazzo, Phys. Lett. B **757**, 142 (2016) [arXiv:1509.03148 [hep-ph]].
- [235] F. Capozzi, C. Giunti, M. Laveder and A. Palazzo, Phys. Rev. D **95**, no. 3, 033006 (2017) [arXiv:1612.07764 [hep-ph]].

- [236] S. K. Agarwalla, S. S. Chatterjee and A. Palazzo, Phys. Rev. Lett. **118**, no. 3, 031804 (2017) [arXiv:1605.04299 [hep-ph]].
- [237] S. K. Agarwalla, S. S. Chatterjee, A. Dasgupta and A. Palazzo, JHEP **1602**, 111 (2016) [arXiv:1601.05995 [hep-ph]].
- [238] D. Dutta, P. Ghoshal and S. K. Sehrawat, “Octant of θ_{23} at long baseline neutrino experiments in the light of Non Unitary Leptonic mixing,” Phys. Rev. D **95** (2017) no.9, 095007 [arXiv:1610.07203 [hep-ph]].
- [239] G. L. Fogli, E. Lisi, A. Marrone, A. Melchiorri, A. Palazzo, P. Serra and J. Silk, “Observables sensitive to absolute neutrino masses: Constraints and correlations from world neutrino data,” Phys. Rev. D **70** (2004) 113003 [hep-ph/0408045].
- [240] G. L. Fogli, E. Lisi, A. Marrone, A. Melchiorri, A. Palazzo, P. Serra, J. Silk and A. Slosar, “Observables sensitive to absolute neutrino masses: A Reappraisal after WMAP-3y and first MINOS results,” Phys. Rev. D **75** (2007) 053001 [hep-ph/0608060].
- [241] K.A. Olive, “Sum of neutrino masses,” in [2].
- [242] J. Lesgourgues and L. Verde, “Neutrinos in Cosmology,” in [2].
- [243] M. Gerbino, M. Lattanzi, O. Mena and K. Freese, “A novel approach to quantifying the sensitivity of current and future cosmological datasets to the neutrino mass ordering through Bayesian hierarchical modeling,” Phys. Lett. B **775** (2017) 239 [arXiv:1611.07847 [astro-ph.CO]].
- [244] S. Gariazzo, M. Archidiacono, P. F. de Salas, O. Mena, C. A. Ternes and M. Tortola, “Neutrino masses and their ordering: Global Data, Priors and Models,” JCAP **1803** (2018) no.03, 011 [arXiv:1801.04946 [hep-ph]].
- [245] A. Caldwell, A. Merle, O. Schulz and M. Totzauer, “Global Bayesian analysis of neutrino mass data,” Phys. Rev. D **96** (2017) no.7, 073001 [arXiv:1705.01945 [hep-ph]].
- [246] M. Agostini, G. Benato and J. Detwiler, “Discovery probability of next-generation neutrinoless double- β decay experiments,” Phys. Rev. D **96** (2017) no.5, 053001 [arXiv:1705.02996 [hep-ex]].
- [247] R. N. Mohapatra *et al.*, “Theory of neutrinos: A White paper,” Rept. Prog. Phys. **70** (2007) 1757 [hep-ph/0510213].
- [248] A. Gando *et al.* [KamLAND-Zen Collaboration], “Search for Majorana Neutrinos near the Inverted Mass Hierarchy Region with KamLAND-Zen,” Phys. Rev. Lett. **117** (2016) no.8, 082503 Addendum: [Phys. Rev. Lett. **117** (2016) no.10, 109903] [arXiv:1605.02889 [hep-ex]].
- [249] J. B. Albert *et al.* [EXO Collaboration], “Search for Neutrinoless Double-Beta Decay with the Upgraded EXO-200 Detector,” Phys. Rev. Lett. **120** (2018) no.7, 072701 [arXiv:1707.08707 [hep-ex]].
- [250] C. Alduino *et al.* [CUORE Collaboration], “First Results from CUORE: A Search for Lepton Number Violation via $0\nu\beta\beta$ Decay of ^{130}Te ,” Phys. Rev. Lett. **120** (2018) no.13, 132501 [arXiv:1710.07988 [nucl-ex]].
- [251] C. E. Aalseth *et al.* [Majorana Collaboration], “Search for Neutrinoless Double- β Decay in ^{76}Ge with the Majorana Demonstrator,” Phys. Rev. Lett. **120** (2018) no.13, 132502 [arXiv:1710.11608 [nucl-ex]].
- [252] M. Agostini *et al.* [GERDA Collaboration], “Improved Limit on Neutrinoless Double- β Decay of ^{76}Ge from GERDA Phase II,” Phys. Rev. Lett. **120** (2018) no.13, 132503 [arXiv:1803.11100 [nucl-ex]].
- [253] J. Engel and J. Menendez, “Status and Future of Nuclear Matrix Elements for Neutrinoless Double-Beta Decay: A Review,” Rept. Prog. Phys. **80** (2017) no.4, 046301 [arXiv:1610.06548 [nucl-th]].

- [254] F. Iachello, J. Kotila and J. Barea, “Quenching of g_A and its impact in double beta decay,” PoS NEUTEL **2015** (2015) 047.
- [255] J. T. Suhonen, “Value of the Axial-Vector Coupling Strength in β and $\beta\beta$ Decays: A Review,” Front. in Phys. **5** (2017) 55 [arXiv:1712.01565 [nucl-th]].
- [256] E. Lisi, A. Rotunno and F. Simkovic, Phys. Rev. D **92** (2015) no.9, 093004 [arXiv:1506.04058 [hep-ph]].
- [257] N. Aghanim *et al.* [Planck Collaboration], “Planck 2015 results. XI. CMB power spectra, likelihoods, and robustness of parameters,” Astron. Astrophys. **594** (2016) A11 [arXiv:1507.02704 [astro-ph.CO]].
- [258] N. Aghanim *et al.* [Planck Collaboration], “Planck intermediate results. XLVI. Reduction of large-scale systematic effects in HFI polarization maps and estimation of the reionization optical depth,” Astron. Astrophys. **596** (2016) A107 [arXiv:1605.02985 [astro-ph.CO]].
- [259] F. Beutler *et al.*, “The 6dF Galaxy Survey: Baryon Acoustic Oscillations and the Local Hubble Constant,” Mon. Not. Roy. Astron. Soc. **416** (2011) 3017 [arXiv:1106.3366 [astro-ph.CO]].
- [260] A. J. Ross, L. Samushia, C. Howlett, W. J. Percival, A. Burden and M. Manera, “The clustering of the SDSS DR7 main Galaxy sample I. A 4 per cent distance measure at $z = 0.15$,” Mon. Not. Roy. Astron. Soc. **449** (2015) no.1, 835 [arXiv:1409.3242 [astro-ph.CO]].
- [261] L. Anderson *et al.* [BOSS Collaboration], “The clustering of galaxies in the SDSS-III Baryon Oscillation Spectroscopic Survey: baryon acoustic oscillations in the Data Releases 10 and 11 Galaxy samples,” Mon. Not. Roy. Astron. Soc. **441** (2014) no.1, 24 [arXiv:1312.4877 [astro-ph.CO]].
- [262] P. A. R. Ade *et al.* [Planck Collaboration], Astron. Astrophys. **594** (2016) A15 [arXiv:1502.01591 [astro-ph.CO]].
- [263] J. Angrik *et al.* [KATRIN Collaboration], KATRIN Design Report 2004 (245 pages), Report FZKA-7090, NPI ASCR Rez EXP-01/2005, MS-KP-0501. Available at the website: www.katrin.kit.edu
- [264] R. G. H. Robertson, “Direct probes of neutrino mass,” Nucl. Part. Phys. Proc. **265-266** (2015) 7 [arXiv:1502.00144 [nucl-ex]].
- [265] S. Mertens, “Direct Neutrino Mass Experiments,” J. Phys. Conf. Ser. **718** (2016) no.2, 022013 [arXiv:1605.01579 [nucl-ex]].
- [266] L. Gastaldo, “Review of direct neutrino mass searches,” PoS NOW **2016** (2017) 060.