

The Phone Walkers:

A study of human dependence on inactive mobile devices

Laura P. Schaposnik and James Unwin

University of Illinois at Chicago, Chicago, 60647 Illinois, USA.

Abstract

The development of mobile phones has largely increased human interactions. Whilst the use of these devices for communication has received significant attention, there has been little analysis of more passive interactions. Through census data on casual social groups, this work suggests a clear pattern of mobile phones being carried in people's hands, without the person using it (that is, not looking at it). Moreover, this study suggests that when individuals join members of the opposite sex there is a clear tendency to stop holding mobile phones whilst walking. Although it is not clear why people hold their phones whilst walking in such large proportions (38% of solitary women, and 31% of solitary men), we highlight several possible explanation for holding the device, including the need to advertise status and affluence, to maintain immediate connection with friends and family, and to mitigate feelings related to anxiety and security.

Keywords: Phone; Pedestrians; Gender; Sex; Inactive device usage.

1. Introduction

Mobile phones have, without question, been one of the most influential technological developments in the study of human relations. Since the introduction of phones in 1983, when these devices were only used for most important communications [Farley (2005)], to the development of smart phones in 1999 which serve an extraordinary number of purposes [Budmar (2012)], phones have played an important role in peoples' lives. As of June 2017, the estimated number of smart-phone subscriptions worldwide was 4.6 billion, and growing at around 4% per year [Ericsson (2017)].

The effect of mobile phones on human relationships, and the different ways in which they are used for communication, have been topics of much study in

recent years (see, for instance, [Lycett-Dunbar \(2000\)](#)). The present paper reports on a previously unobserved phenomena of people visibly holding their phones for long durations without using the device. We refer to these as *phone walkers* and common poses are illustrated in Figure 1.




Figure 1: Four of the most common poses of humans holding phones whilst walking.

Through the present study, we found that surprisingly a very high proportion of pedestrians were phone walkers and the percentages increased when considered only females. Moreover, as it shall be seen, people change their attitude towards holding mobile devices when paired with people of their same sex or, especially, the opposite sex. Thus, it is clearly of interest to understand the changes in peoples' behaviour towards, and dependence on, inactive mobile devices in relation to their genders: this is what the present manuscript is dedicated to.

At present there is not one clear explanation as to why phone walking is so prevalent among humans, and in particular why this is more pronounced in the female population observed. However, note that object carrying as socio-sexual display has been studied in the context of other mammals (see, for example, [[Martin-da Silva-Rothery \(2008\)](#), [Phillips, et al. \(1969\)](#)]), and also within human infants [[Karasik et al. \(2012\)](#)]. The study of phone walkers provides a good setting from where to consider the past literature on object carrying in the context of the present day technology. Moreover, the apparent predisposition of significant swathes of the population to maintain continuous contact with their mobile devices is notable and insightful parallels might be drawn with the well established research studies of mobile phone addiction [[De-Sola Gutierrez et al. \(2016\)](#); [Perez et al. \(2012\)](#); [Chen et al. \(2016\)](#)]. Indeed, the growing reliance and addictive tendencies in connection to technology has been identified as a emerging issue of concern and, in particular, online gaming addiction [[Ng and Wiemer-Hastings \(2005\)](#); [Kuss et al. \(2012\)](#)] has already been labelled as a "Condition for Further Study" in the DSM-5 [[APA \(2013\)](#)].

Notably, studies of both mobile phone and online gaming addiction have indicated that gender may play a leading role in determining the likelihood of an individual becoming reliant or addicted to a given form of technology. Specifically, it has been suggested that females are significantly more likely to develop an addictive relationship with mobile phones, whilst males are more likely to experience a similar reaction with online gaming [Forgays et al. (2014); Ogletree et al. (2014)]. Indeed, studies have found that females demonstrate higher levels of problematic phone use, see for instance [De-Sola Gutierrez et al. (2016)] and references therein. It has also been shown that individuals' susceptibility to becoming reliant or addicted to mobile or other technology may also be influenced by their nationality or ethnic origins [Anderson (2015); Jackson et al. (2008)], and socioeconomic class [Frias-Martinez and Virseda (2012); Junco et al. (2010)]. However, differences between these subgroups appear less pronounced, and the conclusions less robust than the observed impact of gender. Because of this, in the present work we will primarily focus on differences in behavior in the adult population due to the different gender compositions of groups of individuals or pairs. In the Discussion section we will return to examine the most likely explanations for phone walking in humans and in the Conclusions the possible implications of existing studies of active phone usage between individuals of differing age, ethnicity, and class is discussed in the context of phone walkers.

This is the first work in a series of papers which will explore the relationship between people and their mobile devices. This first study we recorded only the gender and group size of our subjects and thus we focus on gender differences in the total adult population. Remarkably, this already reveals some fascinating behavioral differences which we shall describe throughout the paper. Moreover, studies which divide the population according to age, class, and ethnicity are interesting and important, and shall be returned to in subsequent work, as will be discussed in the conclusions section.

2. Methods

To explore the above questions, a large number of casually walking groups (of singletons and pairs) were sampled in natural social settings in the centre of a European capital, and their use of mobile phones was analysed. These data samples were used to examine the size and sex composition of social groups, as well as the presence of mobile devices whilst walking, both for communication or simply being visibly held without being used.

A total of 2209 casually walking social groups were sampled at several locations in central Paris and away from major tourist sites. The sample involved 3038 adults (1633 females; aged 21-65, with the estimated mean age 35 years). The venues included 6 different districts in Paris, and locations were chosen such that they exhibited a high rate of pedestrian traffic. On arrival at a location, all walking social groups were noted and observed for 20-30 meters.¹ All sampling was carried out by LS and JU at a variety of hours of the day between 11.00 -18.00, on both working days and weekend days, and the data is presented in Table A.1. and Table A.2. of the Appendix.

A walking social group was defined as a set of people who were clearly with each other (walking together or talking to each other), and a phone walker was defined as a person who, without using their phone, was carrying the device in their hand (see Figure 1). In the vast majority, the groups encountered were composed of at most 2 people. For each social group observed, only the following were noted: total number of people in the walking group (group size being 1, 2, or > 2), the apparent sex of each individual (male or female), and whether individuals were visibly holding a phone.

When a person holding a phone was observed, it was noted whether the subject was interacting with the device or not. Throughout the paper, a person of the latter type shall be referred to as a *phone walker*. Groups of size 2 were recorded and classified as single sex female (two females), single sex male (two males), or mixed sex (one male and one female). Observations were passive, and there were no interventions or interactions with the subjects. In particular, no private or personal identifiable information was recorded.

Apparent sex was identified based on the assumption that subjects would conform to standard cultural norms. It is expected that the rate of misidentification of sex is negligible. Identification of phone holding was performed by an observation of both hands of each subject, and it is also expected that the misidentification rate is negligible. Observations were made spontaneously (over 20-30 meters) and thus were not revised should a subject subsequently extract or store their phone after recording.

The inclusion-exclusion criteria for population sampling was chosen in order to obtain overall estimates for the adult population, and thus only groups in which all individuals were between 21 and 65 years of age were recorded. Ap-

¹The street width in Paris is typically 10-20 meters (see e.g. [Angel et al \(2018\)](#)) and thus a range of 20-30 meters corresponds to the typical line of sight available for stationary observations. This provided an adequate period to obtain an accurate spontaneous observation.

parent age of individuals was assessed via a set of common visual cues (e.g. see [Rhodes \(2009\)](#)), through observations of height, build, and facial features, following similar practices to [Dunbar \(2016, 2017\)](#). In particular, the number of individuals determined to be over 65 years accounted for less than 1% of cases and fewer than 2% of cases were determined to be under 21 years, the vast majority of which were infants. It is expected that the rate of misidentification of age eligibility is negligible. Notably, adolescents (similarly the elderly) may use their phones differently to the overall adult population, and hence the sampling was restricted to the adult group of ages 21-65 in order to obtain robust conclusions.

As discussed further in the conclusion, it would indeed be most interesting for future work to analyse the results of the present study in the context of smaller ranges of ages, in particular to understand the different behaviours that older generations have when compared with teenagers. Finally, it should be also mentioned that whilst we restricted our observation to groups of size 1 or 2, the number of groups of bigger sizes were negligible (lower than 1%).

3. Results

Passive observations were made of the 3038 adults, of which 674 (396 females) were identified as phone walkers, accounting for 22.1% of the total population. Most interestingly, whilst 19.7% of the male population observed were phone walkers, the rate of phone walking increased by more than half, to 33.3% when considering only females, suggesting an important difference between sexes when studying phone walkers. In all instances observed, the phone walkers had bags or suitably large pockets in which devices could be stored if desired, thus it is understood that individuals were not carrying their phones in their hand out of necessity.

The people observed were noted as singletons as well as same-sex and mixed-sex pairs, and in the case of pairs we recorded instances in which one or both members of the couple were phone walkers. The group breakdown of the 3038 people in the data set was given by 1380 solitary walkers (730 females), 310 single sex pairs (192 of females), and 519 mixed sex pairs. For single sex groups, the mean group sizes observed were 1.15 for the male-only groups ($N = 768$), and 1.20 for the female-only groups ($N = 922$). The dataset was recorded in 8 subsets taken at 6 locations. The total number of each group observed and the percentage of groups with one or more phone walkers is reported in Table 1, along with the standard error from the mean percentage across the 8 datasets.

Group	Total Number	% Phone Walking	Standard Error
All persons	3038	22.1	2.6
Single Male	650	30.4	1.3
Single Female	730	37.1	1.9
Two Males	118	24.4	2.4
Two Females	192	40.3	5.3
Two mixed	519	18.4	3.2
All Males	1405	19.7	0.6
All Females	1633	33.3	2.7

Table 1: Summary of observations showing the total number of each group observed and the percentage of groups with one or more phone walkers. See Appendix for further tables of observations.

Naively, one might expect only a small fraction of individuals to be carrying inactive phones on display, corresponding to those yet to store their devices or people intending to use them imminently. We can test whether a sizeable or diminutive fraction of the population carry inactive devices by constructing a null hypothesis H_0 which assumes that some (arbitrary) non-negligible fraction of the population are phone walkers. Specifically, we compare our data set against a null hypothesis in which 5% of the population are assumed to be phone walkers, or in other words, that the probability of a given individual being a phone walker is $P_0 = 0.05$. If the observed fraction P of phone walkers is substantially greater than P_0 , then this will be indicated by a χ^2 value for P which is significantly smaller than the value calculated for P_0 . By inspection of Table 1 one can intuitively infer that our dataset suggests quite different behavior from this null hypothesis. Our complete set of observations, including the 8 individual data subsets, is given in the Appendix.

The refutation of the null hypothesis can be quantified via a parametric test, by considering P the proportion of phone walkers within the observed population, and letting $P_0 := 0.05$ be the proportion assumed in the null hypothesis. To perform the parametric test, consider the following null hypothesis H_0 and alternative hypotheses H_{\pm} defined as:

H_0 : “ $P = P_0$, phone walkers comprise *exactly* 5% of the population.”

H_+ : “ $P > P_0$, phone walkers comprise *more* than 5% of the population.”

H_- : “ $P < P_0$, phone walkers comprise *less* than 5% of the population.”

Denoting by P_i the proportion of phone walkers in each data set of N_i individuals, then the χ^2 for the null hypothesis with $P_0 = 0.01$ is found to be

$$\chi^2(H_0) = \frac{1}{P_0} \sum_{i=1}^8 (P_i - P_0)^2 N_i \approx 2048,$$

where the sum is made over the eight independent datasets, as presented in the Appendix, and thus the χ^2 test is given relative to 7 degrees of freedom. From the above, one can see that the null hypothesis H_0 is excluded with strong significance (with a p -factor below 0.0001). The alternative hypothesis H_- with $P < P_0$ implies $\chi^2 \gg 2048$ is even more strongly disfavored and thus the validated alternative hypothesis is H_+ with $P > P_0$ and $\chi^2 < 2048$. Therefore we conclude that the data strongly suggests that the rate of phone walking is above 5% of the population, or equivalently, that:

Phone walking is observed in a significant fraction of the population.

Much can be learned from the dataset acquired by considering the breakdowns with respect to group size and gender. The distribution of walking group sizes for single sex and mixed sex social groups is illustrated in Figure 2. Overall, the social groups encountered had a size of 1.37 adults (range 1-2), and the mean number of phone walkers per group was 0.30 (range 0-2). No group larger than 2 people was included in the analysis, since these constituted less than 0.05% of the groups observed.

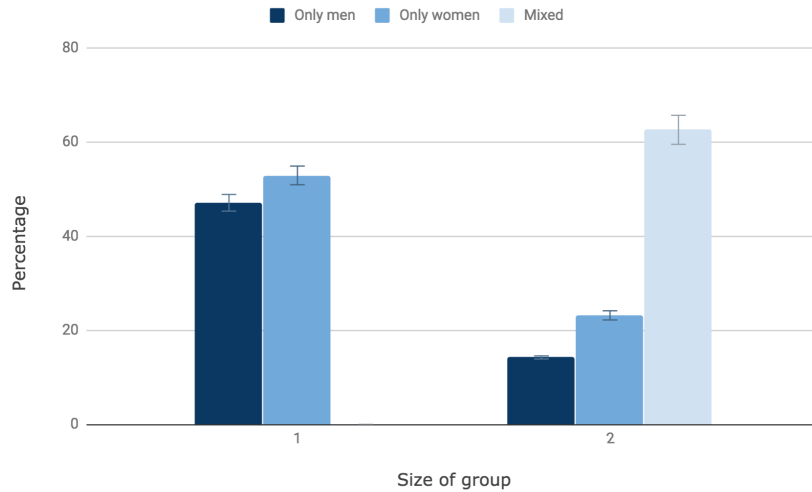


Figure 2: Distribution of social group sizes for male only ($N = 768$), female only ($N = 922$), and mixed sex ($N = 519$) groups. Standard errors as seen in Table C.1. in the Appendix.

Whilst the percentage of male and female walkers were almost equivalent (53.8% of women), one can see from the Figure 2 that pairs of people were almost three times more likely to be of mixed sex than only women (2.7 mixed sex pairs for each 1 pair of women). Moreover, pairs were four times more likely to be of mixed sex than only men (4.4 mixed sex pair for each 1 pair of men). Given these likelihoods, it is very interesting that the number of phone walkers within mixed sex pairs dropped considerably compared to all other groups, as shall be seen in the following sections.

In order to understand phone walking, Figure 3 plots the percentage of groups with at least one phone walker, against the group size for mixed sex, and the two single sex social groups. In the case of the 1380 solitary people (730 females), 37.9% of females and 34.9% of males were phone walkers. When considering all observed pairs of walkers, whilst mixed sex groups were the most common among all pairs (519 of the total observed of $N = 829$), the percentage of mixed sex groups that had at least one phone walker was the smallest. Indeed, only 15% of all mixed sex pairs had a phone walker, whereas for pairs of women this percentage was twice as large.

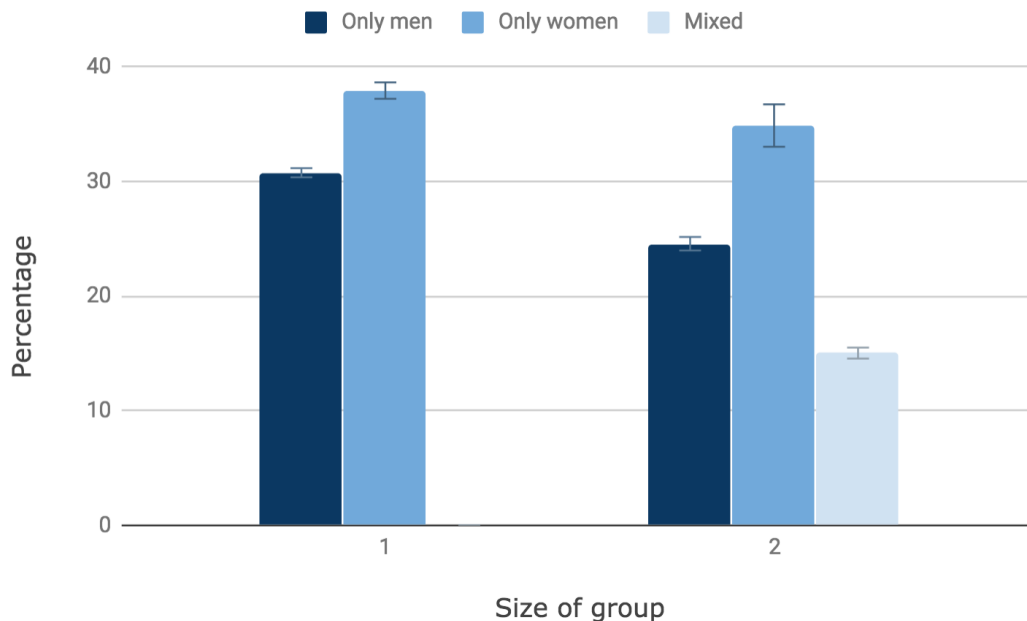


Figure 3: Distribution of groups with at least one phone walker for male only ($N = 768$), female only ($N = 922$) and mixed gender ($N = 519$) groups. Standard error as seen in Table 1 above.

In order to highlight the relevance of gender within this study, we considered phone walkers of each gender, in groups of each size. In Figure 4 one can see the percentage of phone users of each sex in groups of each size, where groups of 2 people have been considered together, whether they are of mixed sex or not. In particular, it should be noted that whilst in 7.8% of female pairs both women were phone walkers, this percentage halved when considering male pairs for which both people were phone walkers (sample size of 192 pairs of women, and 118 pairs of men).

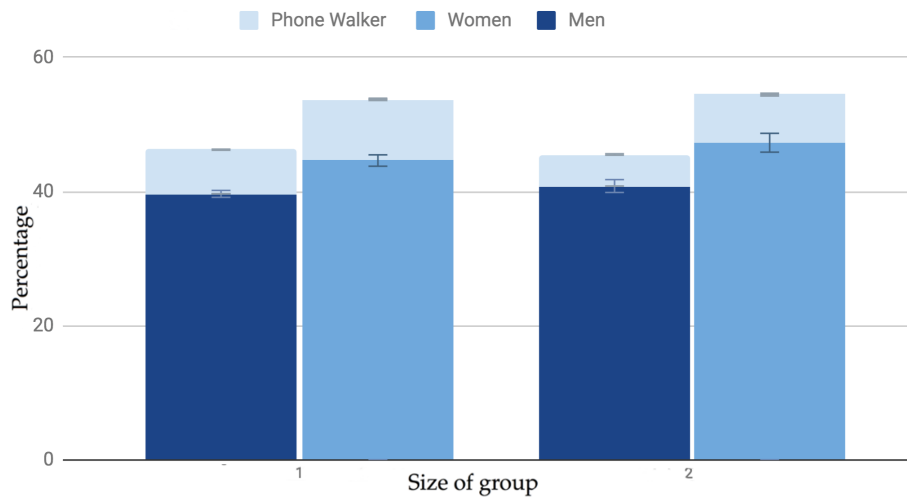


Figure 4: Percentage of phone walkers of each sex in groups of each size (total of $N = 2209$ groups). Standard errors as appearing in Table C.3. and Table C.4. of the Appendix.

The number of solitary phone walkers (both male and female) can be compared to the appearance of phone walkers within pairs of people, as done in Figure 5. In particular, one should note that although 37.9% of solitary women were phone walkers (30.8% of men), these percentages dropped drastically when men and women were seen in a mixed sex pair. Indeed, out of all mixed sex pairs, the percentage for which only the woman was a phone walker was 7.9% (and 6.4% for men). This is, of all mixed sex pairs with exactly one phone walker, 55.2% of them comprised a female phone walker. Therefore, one can see that in a mixed sex pair with exactly one phone walker, the walker is 20% more likely to be a woman. Finally, less than 1% of people in a mixed sex pair were both phone walkers, indicating a remarkable decrease in phone walkers when joined by a person of the opposite sex - this shall be further studied in Figure 7.

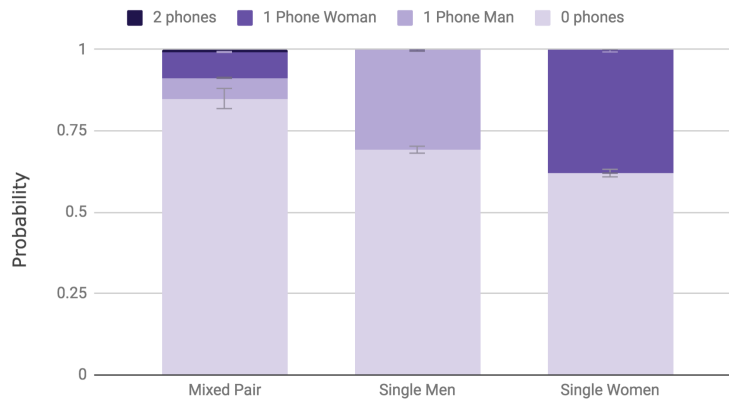


Figure 5: Male/female solitary phone walkers vs phone walkers in mixed sex pairs. Standard errors as appearing in Table C.2. and Table C.3. of the Appendix.

As mentioned above, it is very interesting to note the the percentage drop of the number of groups which have a phone walker, depending on whether the social groups were single sex or mixed, which is plotted in Figure 6. In particular, note that although the rate of female phone walking did not drop significantly for groups of two women compared to solitary females, the drop in phone walking is considerable when accompanied by a walker of the opposite sex. Specifically, compared to solitary females (or males), whilst a drop of 6.2% in the number of cases of phone walkers for pairs of women was observed (3.0% for pairs of men), a drop of 29.3% was seen for female phone walkers accompanied by a male (the drop was of 23.6% for a male phone walker joined by a woman).

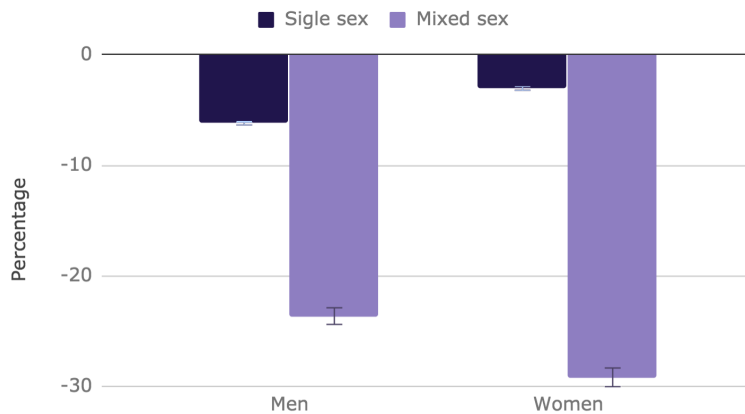


Figure 6: Percentage drop of phone walkers in pairs with at least one phone walker compared to solitary males and females. Of the total number of groups observed, the number of groups with phone walkers was of $N = 229$ for male only, $N = 344$ for female only, and $N = 78$ for mixed sex. Standard errors as appearing in Table C.2. and Table C.3. of the Appendix.

To understand how single sex pairs behave, Figure 7 shows the percentage of different types of phone walkers within pairs of people. In particular, whilst only 3.4% of pairs of men involved two phone walkers, the percentage doubled for female pairs. In the case of only one phone walker within a single sex pair, one could notice that the female pairs were 27.8% more likely to have a phone walker than male pairs. Indeed, 21.2% of pairs of men had exactly one phone walker, whilst 27.1% of pairs of women had exactly one phone walker. Note that the percentages of pairs with one phone walker decrease considerably from female pairs, to male pairs, to mixed sex pairs.

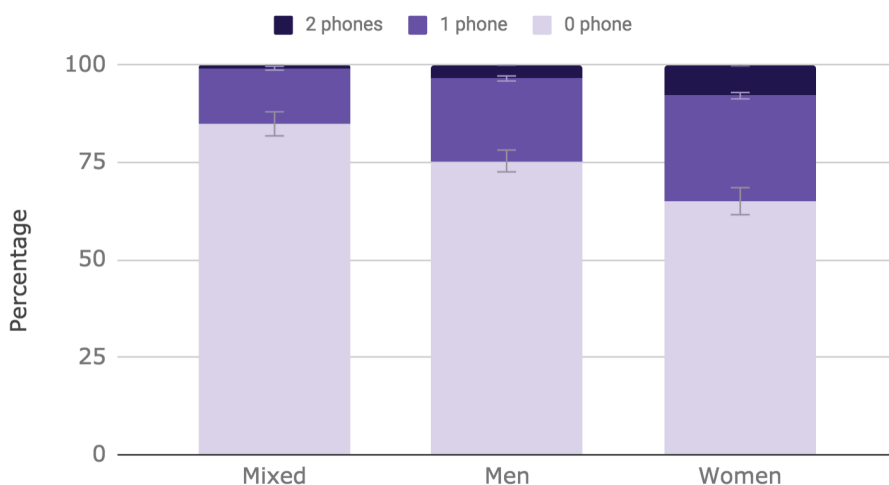


Figure 7: Phone walkers in all three types of pairs, where the total of pairs observed is $N = 829$, of which 310 were single sex pairs. Standard error as appearing in Table C.2. of the Appendix.

The observations in Figure 6 and Figure 7 inform our second main hypothesis:

“Phone walking is significantly less prevalent in mixed sex pairs than singletons or same sex pairs”.

We assess the above hypothesis within our dataset by implementing a χ^2 test, specifically we test the following null hypothesis H_0 , and alternative hypothesis H_a by considering P_i^* the proportion of phone walkers for same sex pairs in dataset i , and letting P_i be the proportion of phone walkers for mixed sex pairs in dataset i . To perform the parametric test, consider:

$H_0 : P_i^* = P_i$, within pairs of walkers, **there is no association** between gender composition and the appearance of phone walkers (the percentage of phone walkers is the same for same sex pairs and mixed sex pairs).

$H_a : P_i^* > P_i$, within pairs of walkers, **there is an association** between gender composition and the appearance of phone walkers (the percentage of phone walkers in same sex pairs is greater than the one in mixed sex pairs).

The the null hypothesis H_0 gives a $\chi^2 = 54$ on 14 degrees of freedom and thus is excluded with strong significance, with a p -factor below 0.0001 and therefore the alternative hypothesis H_a is strongly favoured. Furthermore, note that with 14 degrees of freedom $\chi^2 \geq 30$ implies a statistically significant result, with $p < 0.01$. The full datasets are presented in the Appendix, and a similar hypothesis test can be made for singletons, in which case we find similarly that the null hypothesis “*that the rate of phone walkings in singletons and mixed sex pairs are equal*” is also strongly disfavoured, with a $\chi^2 \approx 59$ on 14 degrees of freedom. Hence, in this case the following alternative hypothesis is well supported by the data:

“Phone walking is less prevalent in mixed sex pairs than singletons”.

4. Discussion

The phenomenon of phone walking identified in the previous sections may arise for different reasons depending on the sex of the individual. However, considering the advancement of technology, and the approach that humans have to mobile communications, one should also consider broader reasons for the existence of phone walkers of both sexes. As noted previously individuals were not carrying their phones out of necessity, having bags and pockets suitable to store the device. In what follows four global reasons for men and women to become phone walkers are proposed: *immediate availability*; *psychological dependency*; *personal safety*; and *social appearance*.

Immediate availability. As mentioned in innumerable news articles, “*Text messages magically appear on the screen of your phone and demand immediate attention from you.*” [Levitin (2015)]. It is therefore expected that, if one wants to be part of the constantly evolving conversation, mobile devices should be always ready to be used instantaneously. Moreover, as mentioned in [Wohn-Birnholtz (2015)], there is a tendency for people to anticipate the availability of a person before making a call or sending a message. Hence, there is a common need among people to make it clear to themselves, as well as to those observing them, that they are indeed available and ready to receive incoming communication.

The notion of immediacy within social media is most important when studying phone walkers. At a time when the industry is continuously encouraging

users to be constantly checking, updating, and commenting on the content posted by other users, the result is a culture which praises general availability (and not only for communications), and in which a large percentage of users measure their success and happiness in terms of their standing in social media. Indeed, several studies have related online socialising and information exchange to personality [Hughes, *et al.* (2012)]. Users build their relationships via their reactions on social media (which can largely overlap with social standing in reality). In doing so, users are judged on the intensity and expediency of their reactions to the posts of others. Reciprocal validation permeates social media and there are implicit expectations, fostered by the industry, that one should expect a similar level of online attention as one is willing to commit to the posts of others, hence making apparent the need for walkers to always have their phones at their fingertips.

It has been noted in the present study that the rate of phone walkers in mixed sex pairs is dramatically lower than for solitary walkers, where the percentage drop compared to solitary female walkers is around 30%. Studies have shown that romantic partners expect text messages to be answered within 5 minutes (for instance High-Touch (2013)), thus one may indeed expect the number of phone walkers to drop within pairs of people of opposite sex, considering the proportion of heterosexual partnerships in Europe. Moreover, since some fraction of the same sex pairs observed are also most likely in committed romantic relationships, this could also explain the drop in phone walking in single sex pairs.

One of the principal biological aims of building a social network is to facilitate the finding of a suitable mate. In particular, the size of a social network has been shown to impact the success in finding mating partners, both for humans as well as for other animals: see, for example, the study of long-tailed manakin in [McDonald (2007)]. Ultimately, after a stable mating pair is formed, same sex interactions are often neglected in favour of building a stronger bond with a romantic partner. Indeed, it has been shown that whilst at the start of a romantic relationship the development of new common friends is favoured, when the couple transitions to living under the same roof, the overall level of sociability drops [Bidart-Lavenu (2005)]. Thus the observation that phone walking is less prevalent among mixed sex pairs might be a specific example of a broader neglect of other relationships for people when in stable romantic relationships.

From another perspective, one should recall that there were notable differences between male and female phone walkers and their change in attitudes when joined by other people whilst walking. Interestingly, when considering availability of people for communication, and studying parallel communication

habits, it has been shown in [Kneidinger-Müller (2017)] that no sex differences could be observed. Hence, whilst generic availability may be a reasonable explanation for phone walkers to appear, the difference in sex requires further analysis and we discuss possible implications of gender differences in greater detail in the conclusions.

Psychological dependency. The pressure on individuals to be immediately availability can lead to an increased use of mobile devices, which in turn can result in anxiety if separated from the mobile device. Thus it is quite conceivable that the simple manipulation of the object could lead to a corresponding decrease in tension or anxiety compared to when the phone is stored in a bag or pocket. This form of psychological dependency has been studied extensively in connection to technology addiction, see for example [De-Sola Gutierrez et al. (2016); Perez et al. (2012); Chen et al. (2016)].

The results in the present paper indicate that phone walking behaviour is more prevalent in females than males, and it is interesting to compare with gender differences reported in the context of mobile phone addiction. Notably, it has been observed that women are more likely to use mobile phones and more likely to develop dependencies [Billieux et al. (2008); Walsh et al. (2010, 2011)].

Personal safety. In recent years many researchers have considered different ways in which mobile phones have influenced people's life (see, for instance [Leung-Wei (2000)] and [Pain et al. (2005)]). From a relevant perspective, when studying the impact of mobile devices on young adults, it was shown that mobile devices "are ameliorating fear of crime and other dangers associated with being outdoors, and helping young people to self-empower in their use of public spaces" [Pain et al. (2005)]. Then, it seems quite plausible that individuals may hold their phones both for personal reassurance against perceived threats, and as a visible warning sign to potential assailants. It is also worth noting that holding the phone may reduce the risk of larceny by pickpocketing.

Social appearance. Humans have long been carrying accessories and marks to display their social standing within their population [Smith (2009)]. Smart phones are typically highly valuable objects [Apple (2017)], and thus by visibly displaying smart phone devices prominently, an individual can advertise their affluence and social standing. This is not incomparable to displays of affluence by wearing designer fashion clothes or jewellery: ultimately, the aim of such displays is typically thought to be to enhance or affirm a person's social standing and to attract a suitable mate. Thus, by carrying a mobile device visible to the observers, even when not in use, humans are displaying their social status.

5. Summary and Conclusions

The present paper reports on a previously unidentified phenomenon of humans visibly holding mobile devices for moderate durations without using them, which is referred to as *phone walking*. A large data set of humans walking in central streets of a European capital was gathered through spontaneous observations. Using the data set of 2209 casually walking social groups, composed of 3038 individuals, it was found that a significant fraction exhibited this behaviour (see Figure 4). A modest gender bias was observed, with this phone walking behaviour being more prevalent among women than men. Moreover, it has been highlighted that there is a substantial reduction in phone walking for humans in mixed sex pairs (see Figure 6). It is proposed that phone walking could arise due to a combination of social pressure to be available, security concerns, physiological dependence and exhibition of status symbols.

The tendency for individuals to be phone walkers was seen to drop drastically when accompanied by another individual, especially in the case of a member of the opposite sex. The theories regarding this drop in phone walking within mixed sex couples can be understood if the majority of mixed sex pairs commonly constitute romantic couples, and studies in the literature provide evidence to suggest that mixed sex pairs in public settings are commonly in romantic relationships [Lockard-Adams (1980)]. Some fraction of the same sex pairs are likely also in romantic relationships, and this may explain the mild drop in phone walking in single sex pairs compared to individuals. However, it is difficult to estimate the number of same sex couples from the data acquired through passive observation.

The data for this study was gathered at several locations in central Paris. Whilst it seems quite reasonable to propose that Paris may be representative of Western European culture, it would be desirable to verify this with further studies of other cities and municipalities. Moreover, it is not necessarily apparent that this behaviour should be inherent in the population of other parts of the world, and thus wider studies would be of interest. In particular, one might expect that the relationship between humans and their mobile devices has evolved overtime, and changed as the sophistication of mobile devices has developed. For a general overview of mobile phone penetration in developing countries, see for instance Donner (2008). Thus, a similar study in societies with less exposure to cell phones, such as Africa or South America, would be of interest in particular since different socioeconomic classes have been shown to have different levels of ownership and reliance on mobile phone technology [Wesolowski et al. (2012); Blumenstock and Eagle (2010)]. It could also be of interest to repeat our study in

highly technologically integrated societies, such as South Korea, where research has suggested that mobile phone addiction is especially high, being at twice the rate of the United States (US) [Shin (2014)].

Before closing, it is interesting to consider how the rate of phone walking may differ between population subdivisions other than by gender. In particular, age, ethnicity, and class have each been studied to a significant degree in the literature on mobile phone addiction and thus implications for phone walking might be inferred by drawing analogies. Certain studies have indicated that mobile phone addiction may be more prevalent in minority populations, for instance Jackson et al. (2008). However, it is often difficult to disentangle ethnicity from socioeconomic class (especially, for instance, in the US). Notably, it has been suggested in Anderson (2015) that minorities in the US are typically more reliant on their phones for online access, with 13% of Hispanics and 12% of African Americans entirely dependent on their smartphones for internet access in comparison to 4% for Americans of European descent.

Although existing studies have found very strong correlation to age and gender in phone usage and addiction, studies of social class, ethnicity, and nationality fail to currently provide a clear census. For instance, whilst Mazaheri and Najarkolaei (2014) and Tavakolizadeh et al (2014) found that students from higher educational and socioeconomic classes were more likely to develop problematic cell phone usage habits, Sahin et al (2013) and Leung (2014) found the converse to be true. Thus whilst questions of ethnic and socioeconomic differences in phone usage, including phone walking, and technology addiction are interesting and important to study further, it is difficult to formulate any precise hypotheses for phone walking from the existing literature.

From a different perspective, population subdivisions by age groups leads to striking differences in the rate of mobile phone addictions and as such provides an excellent source for proposing hypotheses for phone walking. Firstly, as might be anticipated, ownership rates of mobile phones, and in particular current generation smart phones, is lower in the elderly. However, there is evidence to suggest that the gap in smart phone ownership between the young and elderly is narrowing [Anderson and Perrin (2017)]. Another relevant trend is that older phone users are typically more reluctant to embrace the full range of functionality of smart phones, often opting to use their devices mainly for calls and text messages [Zhou et al. (2014)]. These two factors taken together likely imply that one would typically expect to observe a higher rate in phone walkers in younger age ranges (for instance 20-45 years).

It is also interesting that the rate of phone usage has been observed to increase with age during the teenage years [Lenhart \(2012\)](#), and thus it is not immediately clear which age bracket would exhibit the peak rate of phone walking behaviour. Studies have found that 60% of college students in the United States would self-declare as cell phone addicts [[Roberts et al. \(2014\)](#)] and in the 18-24 year age bracket 44% have fallen asleep holding their phone in their hand. Moreover, whilst, 36% of the entire adult population self-report that they check their phones constantly, this rises to 54% in young adults [[BOA \(2015\)](#)]. Thus, drawing on the above, our hypothesis to be tested in future work, is that phone walking behaviour roughly mirrors the rates of constant checking observed in [[BOA \(2015\)](#)] with respect to age, with individuals of ages 18-24 expected to be phone walkers roughly 50% more frequently than the general adult population. Furthermore, we hypothesize that the rate of phone walker increases with age among teenagers, and peaks during the 18-24 age bracket. It will be interesting to test these hypotheses in future studies.

In summary the findings presented here clearly identify trends in how individuals interact with their inactive mobile devices in the overall adult population and note important divisions due to the gender composition of groups. In future work we intend to return to this topic to examine the variability in the rate of phone walking when the population is divided in manners other than gender. It will be interesting to see how ethnicity, class, age, and other factors influence the occurrence of phone walking and the use of mobile devices more generally.

Ethic Declaration

There are no ethical implications for this study and it is understood that the work undertaken does not classify as humans subjects research as defined by either the DHHS [45 CFR 46.102(f)] or FDA [21 CFR 50.3(c), 21 CFR 56.102(c)]. Only passive observations were conducted, which involved neither interventions or interactions. No private or personally identifiable information was observed or recorded, and persons of age under 21 years were not included in the sampling.

Bibliography

American Psychiatric Association (2013), *Diagnostic and statistical manual of mental disorders* (5th ed.). Arlington, VA: American Psychiatric Publishing.

M. Anderson (2015), *Racial and ethnic differences in how people use mobile technology*. Pew Research Center, 30.

- M. Anderson, and A. Perrin (2017), *Tech adoption climbs among older adults*. Washington: Pew Research Centre.
- S. Angel, et al, NYU Urban Expansion Program, Atlas of Urban Expansion at: www.atlasofurbanexpansion.org/cities/view/Paris, retrieved March 7th 2018.
- Apple, www.apple.com/shop/buy-iphone/iphone-x, retrieved October 11, 2017.
- C. Bidart, and D. Lavenu, *Evolutions of personal networks and life events*, Social Networks, Vol. 27, No. 4, 2005, Pages 359-376.
- J. Billieux, M. Van der Linden, and L. Rochat (2008), *The role of impulsivity in actual and problematic use of the mobile phone*, Applied Cognitive Psychology, 22, 1195-1210.
- J. Blumenstock, and N. Eagle, (2010) *Mobile divides: gender, socioeconomic status, and mobile phone use in Rwanda*. In Proceedings of the 4th ACM/IEEE International Conference on Information and Communication Technologies and Development (p. 6). ACM.
- BOA (2015): Bank of America, Trends in Consumer Mobility Report. Retrieved March 20, 2015, from http://newsroom.bankofamerica.com/files/doc_library/additional/2015.BAC_Trends_in_Consumer_Mobility_Report.pdf
- P. Budmar (11 July 2012). *Why Japanese smartphones never went global*. PC World.
- B. Chen, F. Liu, S. Ding, X. Ying, L. Wang, and Y. Wen, (2017) *Gender differences in factors associated with smartphone addiction: a cross-sectional study among medical college students*. BMC Psychiatry, 17, 341.
- J. De-Sola Gutierrez, F. Rodriguez de Fonseca, G. Rubio *Cell-Phone Addiction: A Review*, Front Psychiatry, 7:175. (2016)
- J. Donner, (2008) *Research approaches to mobile use in the developing world: A review of the literature*. The information society, 24(3), 140-159.
- R.I.M. Dunbar, *Sexual segregation in human conversations*, Behaviour 153 (2016) 1-14.
- R.I.M. Dunbar, *Breaking Bread: the Functions of Social Eating*, Adaptive Human Behavior and Physiology (2017) 3: 198.

- Ericsson (Telefonaktiebolaget L. M. Ericsson) *Mobility Report*, June 2017.
- Farley, T. (2005). Mobile telephone history, *Teletronikk*, 3/4:22.
- D. Forgays, I. Hyman, and J. Schreiber, (2014) *Texting everywhere for everything: Gender and age differences in cell phone etiquette and use*. *Computers in Human Behavior*, 31, 314-321.
- V. Frias-Martinez, and J. Virseda, (2012) *On the relationship between socio-economic factors and cell phone usage*. In Proceedings of the fifth international conference on information and communication technologies and development (pp. 76-84). ACM.
- High-Touch communications Inc., *Response-time protocols in the internet age*, Survey Results, 2013.
- D. Hughes, M. Rowe, M. Batey, and A. Lee *A tale of two sites: Twitter vs. Facebook and the personality predictors of social media usage*, *Computers in Human Behavior*, Volume 28, Issue 2, March 2012, Pages 561-569.
- L. Jackson, Y. Zhao, A. Kolenic III, H. Fitzgerald, R. Harold, and A. Von Eye, (2008) *Race, gender, and information technology use: The new digital divide*. *CyberPsychology and Behavior*, 11(4), 437-442.
- R. Junco, D. Merson, and D. Salter (2010), *The effect of gender, ethnicity, and income on college students' use of communication technologies*. *Cyberpsychology, Behavior, and Social Networking*, 13(6), 619-627.
- L. Karasik, K. Adolph, C. Tamis-LeMonda, and A. Zuckerman, *Carry on: Spontaneous object carrying in 13-month-old crawling and walking infants*, *Dev Psychol.* 2012 March ; 48(2): 389-397.
- B. Kneidinger-Müller *Mobile communication as invader in face-to-face interactions: An analysis of predictors for parallel communication habits*, *Computers in Human Behavior* 73 (2017) p. 328-335.
- D. Kuss and M. Griffiths (2012) *Internet gaming addiction: A systematic review of empirical research*. *International Journal of Mental Health and Addiction*, 10(2), 278-296.
- A. Lenhart (2012) *Teens, smartphones and texting*. Pew Internet and American Life Project, 21, 1-34.

- Leung (2014) *Leisure, boredom, sensation seeking, self-esteem, addiction symptoms and patterns of cell phone use*. In: Konijn EA, Tanis MA, Utz S, Linden A, editors. , editors. *Mediated Interpersonal Communication*. Mahwah, NJ: Lawrence Erlbaum Associates; (2007). p. 359-81.
- L. Leung R. Wei, *More Than Just Talk on the Move: Uses and Gratifications of the Cellular Phone*, *1&MC Quarterly* Vol. 7, No. 2.
- D. Levitin, *Why the modern world is bad for your brain*, *The Guardian*, 18.1.2015.
- J. S. Lockard, and R. M. Adams, *Courtship behaviors in public: Different age/sex roles*, *Ethology and Sociobiology* , Volume 1, Issue 3, 245-253 (1980).
- J. Lycett, R.I.M. Dunbar, *Mobile phones as lekking devices among human males*. *Human Nature* 11: 93-104 (2000).
- A. Martin, V. da Silva, P. Rothery , *Object carrying as socio-sexual display in an aquatic mammal*, *Biol. Lett.* (2008) 4, p. 243-245 .
- M. A. Mazaheri, F. R. Najarkolaei, *Cell phone and Internet addiction among Students in Isfahan University of Medical Sciences*, *J. Health Policy Sustain Health* (2014) 1:101-5.
- D.B. McDonald, *Predicting fate from early connectivity in a social network*, *PNAS*, vol.104, no. 26 p. 10910-10914 (2007).
- B. D. Ng, and P. Wiemer-Hastings (2005) *Addiction to the internet and online gaming*. *Cyberpsychology and behavior*, 8(2), 110-113.
- S. M. Ogletree, J. Fancher, and S. Gill (2014), *Gender and texting: Masculinity, femininity, and gender role ideology*. *Computers in Human Behavior*, 37, 49-55.
- R. Pain, et al., *"So Long as I Take my Mobile": Mobile Phones, Urban Life and Geographies of Young People's Safety*, Volume 29, Issue 4 (2005) 814–830.
- E. Pedrero Perez, M. Rodriguez Monje, J. Ruiz Sanchez De Leon, *Mobile phone abuse or addiction. A review of the literature*, *Adicciones*. 2012;24(2):139-52.
- A. G. Phillips, V. C. Cox, J. W. Kakolewski, E. S. Valenstein, *Object-Carrying by Rats: An Approach to the Behavior Produced by Brain Stimulation* , *Science*, New Series, Vol. 166, No. 3907 (Nov. 14, 1969), p. 903-905.

- J. Roberts, L. Yaya, and C. Manolis (2014), *The invisible addiction: Cell-phone activities and addiction among male and female college students*. *Journal of Behavioral Addictions*, 3(4), 254-265.
- M. G. Rhodes, *Age Estimation of Faces: A Review*, *Appl. Cognitive Psychology*. 23, pp 1-12, 2009.
- S. Sahin, K. Ozdemir, A. Unsal, N. Temiz, *Evaluation of mobile phone addiction level and sleep quality in university students*. *Pak J Med Sci* (2013) 29:913-8.10.12669/pjms.294.3686
- L. Shin, *A comparative study of mobile internet usage between the US and Korea*, *J Eur Psychol Stud* (2014) 5:46?55.10.5334/jeps.cg
- S. V. Smith, *Materializing Resistant Identities Among the Medieval Peasantry An Examination of Dress Accessories from English Rural Settlement Sites*, *Journal of Material Culture*, Vol 14, Issue 3, 2009.
- J. Tavakolizadeh, A. Atarodi, S. Ahmadpour, A. Pourgheisar, *The prevalence of excessive mobile phone use and its relation with mental health status and demographic factors among the students of Gonabad University of Medical Sciences in 2011-2012*, *Razavi Int J Med* (2014) 2(1):e15527.
- S. Walsh, K. White, and R. Young, *Keeping in constant touch: The predictors of young Australians' mobile phone involvement*, *Computers in Human Behavior*, 27, 333-342 (2011).
- S. Walsh, K. White, and R. Young, *Needing to connect: The effect of self and others on young people's involvement with their mobile phones*, *Australian Journal of Psychology*, 62, 194-203 (2010).
- A. Wesolowski, N. Eagle, A. Noor, R. Snow, and C. Buckee (2012), *Heterogeneous mobile phone ownership and usage patterns in Kenya*. *PloS one*, 7(4), e35319.
- D. Y. Wohn, J. Birnholtz, *From Ambient to Adaptation: Interpersonal Attention Management Among Young Adults* *Proceedings of the mobile HCI'15*, Copenhagen, Denmark.
- J. Zhou, P. Rau, and G. Salvendy (2014), *Older adults' use of smart phones: an investigation of the factors influencing the acceptance of new functions*. *Behaviour and Information Technology*, 33(6), 552-560.