

# NAIS-NET: Stable Deep Networks from Non-Autonomous Differential Equations

Marco Ciccone<sup>\*12</sup> Marco Gallieri<sup>\*†1</sup> Jonathan Masci<sup>1</sup> Christian Osendorfer<sup>1</sup> Faustino Gomez<sup>1</sup>

## Abstract

This paper introduces *Non-Autonomous Input-Output Stable Network* (NAIS-Net), a very deep architecture where each stacked processing block is derived from a time-invariant non-autonomous dynamical system. Non-autonomy is implemented by skip connections from the block input to each of the unrolled processing stages and allows stability to be enforced so that blocks can be unrolled adaptively to a *pattern-dependent processing depth*. NAIS-Net induces *non-trivial, Lipschitz input-output maps*, even for an infinite unroll length. We prove that the network is globally asymptotically stable so that for every initial condition there is exactly one input-dependent equilibrium assuming *tanh* units, and multiple stable equilibria for ReL units. An efficient implementation that enforces the stability under derived conditions for both fully-connected and convolutional layers is also presented. Experimental results show how NAIS-Net exhibits stability in practice, yielding a significant reduction in *generalization gap* compared to ResNets.

## 1. Introduction

Deep neural networks are now the state-of-the-art in a variety of challenging tasks, ranging from object recognition to natural language processing and graph analysis (Krizhevsky et al., 2012; Battenberg et al., 2017; Zilly et al., 2017; Sutskever et al., 2014; Monti et al., 2017). With enough layers, they can, in principle, learn arbitrarily complex abstract representations through an iterative process (Greff et al., 2016) where each layer transforms the output from the previous layer non-linearly until the input pattern is embedded in a latent space where inference can be done efficiently.

Until the advent of Highway (Srivastava et al., 2015) and Residual (ResNet; He et al. 2016) networks, training nets beyond a certain depth with gradient descent was limited by the vanishing gradient problem (Hochreiter, 1991; Bengio et al., 1994). These very deep networks (VDNNs) have skip connections that provide shortcuts for the gradient to flow back through hundreds of layers. Unfortunately, training them still requires extensive hyper-parameter tuning, and, even if there were a principled way to determine the optimal number of layers or *processing depth* for a given task, it still would be fixed for all patterns.

It could be argued that by learning pattern-dependent layer skips, VDNNs *do* modulate processing depth since each bypassed layer decrements the number of processing stages. However, to do so, all of the parameters in all layers through which inputs are propagated have to be optimized, and an upper bound on the number of processing stages is specified *a-priori* by the designer.

In physics, an iterative process that terminates after an arbitrary number of computational steps is generally formulated as a dynamical system, which, mathematically, can be most simply described as an ordinary differential equation (ODE). Recently, several researchers have started to view VDNNs from a dynamical systems perspective. Haber & Ruthotto (2017) analyzed the stability of ResNets by framing them as an Euler integration of an ODE, and Lu et al. (2018) showed how using other numerical integration methods induces various existing network architectures such as PolyNet (Zhang et al., 2017), FractalNet (Larsson et al., 2016) and RevNet (Gomez et al., 2017).

Because all of these networks correspond to *time-varying* dynamical systems by virtue of having a different set of weights at each processing stage (iteration), they cannot control pattern-dependent processing depth since all samples must be fed through all layers for proper training. For that, the network must behave as a *time-invariant* dynamical system where the weights are shared across process stages, so that the network can be “unrolled” into as many stages as needed for each pattern by repeatedly applying the same transformation.

A more fundamental problem with the dynamical systems underlying existing neural network architectures is that they are *autonomous*: the input pattern sets the initial condition,

<sup>\*</sup>Equal contribution <sup>†</sup>Derived mathematical results  
<sup>1</sup>NNAISENSE, Lugano, Switzerland <sup>2</sup>DEIB, Politecnico di Milano, Italy. Correspondence to: Marco Ciccone <marco.ciccone@polimi.it>, Marco Gallieri <marco@nnaisense.com>, Jonathan Masci <jonathan@nnaisense.com>, Christian Osendorfer <christian@nnaisense.com>, Faustino Gomez <tino@nnaisense.com>.

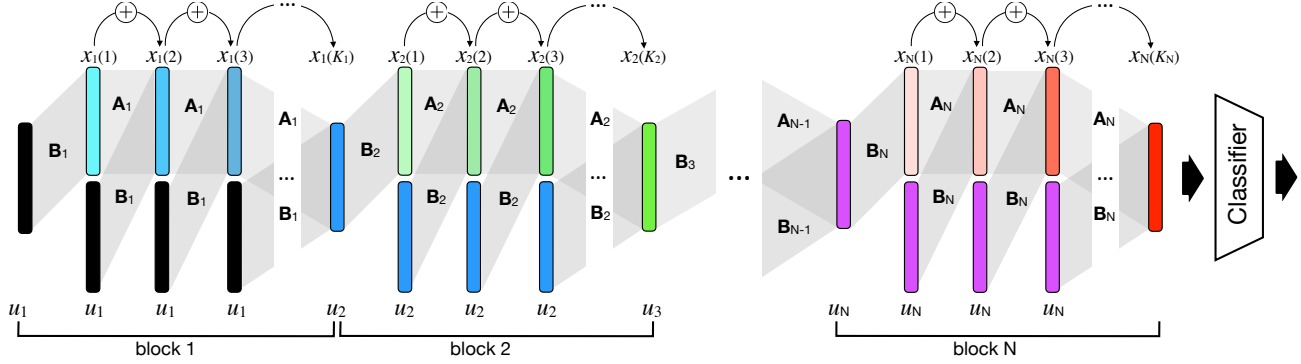


Figure 1: **NAIS-Net architecture.** Each block represents a time-invariant iterative process as the first layer in the  $i$ -th block,  $x_i(1)$ , is unrolled into a pattern-dependent number,  $K_i$ , of processing stages, using weight matrices  $A_i$  and  $B_i$ . The skip connections from the input,  $u_i$ , to all layers in block  $i$  make the process non-autonomous. Blocks can be chained together (each block modeling a different latent space) by passing final latent representation,  $x_i(K_i)$ , of block  $i$  as the input to block  $i + 1$ .

only directly affecting the first processing stage. This means that if the system converges, there is either exactly one fix-point or exactly one limit cycle (Strogatz, 2015). Neither case is desirable from a learning perspective because a dynamical system should have convergence properties that are input-dependent so that representations are useful for learning. One possible approach to achieve this is to have a *non-autonomous* system where, at each iteration, the system is forced by an external input.<sup>1</sup>

This paper introduces a novel network architecture, called the “*Non-Autonomous Input-Output Stable Network*” (NAIS-Net), that is derived from a dynamical system that is both time-invariant and non-autonomous. NAIS-Net is a general residual architecture where a block (see figure 1) is the unrolling of a time-invariant system, and non-autonomy is implemented by having the external input applied to each of the unrolled processing stages in the block through skip connections. ResNets are similar to NAIS-Net except that ResNets are time-varying and only receive the external input at the first layer of the block.

With this design, we can derive sufficient conditions under which the network exhibits input-dependent equilibria that are globally asymptotically stable for every initial condition. More specifically, in section 3, we prove that with *tanh* activations, NAIS-Net has exactly one input-dependent equilibrium, while with ReLU activations it has multiple stable equilibria per input pattern. Moreover, the NAIS-Net architecture allows not only the internal stability of the system to be analyzed but, more importantly, the input-output stability — the difference between the representations generated by two different inputs belonging to a bounded set will also be bounded at each stage of the unrolling.<sup>2</sup>

<sup>1</sup>The DenseNet architecture (Lang & Witbrock, 1988; Huang et al., 2017) is non-autonomous, but time-varying.

<sup>2</sup>In the supplementary material, we also show that these results hold both for shared and unshared weights.

In section 4, we provide an efficient implementation that enforces the stability conditions for both fully-connected and convolutional layers in the stochastic optimization setting. These implementations are compared experimentally with ResNets on both CIFAR-10 and CIFAR-100 datasets, in section 5, showing that NAIS-Nets achieve comparable classification accuracy with a much better *generalization gap*. NAIS-Nets can also be 10 to 20 times deeper than the original ResNet without increasing the total number of network parameters, and, by stacking several stable NAIS-Net blocks, models that implement *pattern-dependent processing depth* can be trained without requiring any normalization (e.g. batch normalization; Ioffe & Szegedy 2015) at each step (except when there is a change in layer dimensionality, to speed up training).

The next section presents a more formal treatment of the dynamical systems perspective of neural networks, and a brief overview of work to date in this area.

## 2. Background and Related Work

Representation learning is about finding a mapping from input patterns to encodings that disentangle the underlying variational factors of the input set. With such an encoding, a large portion of typical supervised learning tasks (e.g. classification and regression) should be solvable using just a simple model like logistic regression. A key characteristic of such a mapping is its invariance to input transformations that do not alter these factors for a given input<sup>3</sup>. In particular, random perturbations of the input should in general not be drastically amplified in the encoding. In the field of control theory, this property is central to stability analysis which investigates the properties of dynamical systems under which

<sup>3</sup>Such invariance conditions can be very powerful inductive biases on their own: For example, requiring invariance to time transformations in the input leads to popular RNN architectures (Tallec & Ollivier, 2018).

they converge to a single steady state without exhibiting chaotic behavior (see Khalil, 2014; Strogatz, 2015; Sontag, 1998).

In machine learning, stability has long been central to the study of recurrent neural networks (RNNs) with respect to the vanishing (Hochreiter, 1991; Bengio et al., 1994; Pascanu et al., 2013), and exploding (Doya, 1992; Baldi & Hornik, 1996; Pascanu et al., 2013) gradient problems, leading to the development of Long Short-Term Memory (Hochreiter & Schmidhuber, 1997) to alleviate the former. More recently, general conditions for RNN stability have been presented (Zilly et al., 2017; Kanai et al., 2017; Laurent & von Brecht, 2016; Vorontsov et al., 2017) based on general insights related to Matrix Norm analysis. Ensuring the stability of RNNs can also be achieved through more well-known approaches such as  $\ell_1$  or  $\ell_2$  parameter regularization (Pascanu et al., 2013) or explicitly regularizing the evolution of the hidden state trajectory (Krueger & Memisevic, 2015). Classical input-output stability (Khalil, 2014) has also been analyzed for simple RNNs (Steil, 1999; Knight, 2008; Haschke & Steil, 2005; Singh & Barabanov, 2016).

Recently, the stability of deep feed-forward networks was more closely investigated, mostly due to adversarial attacks (Szegedy et al., 2013) on trained networks. It turns out that sensitivity to (adversarial) input perturbations in the inference process can be avoided by ensuring certain conditions on the spectral norms of the weight matrices (Cisse et al., 2017; Yoshida & Miyato, 2017). Additionally, special properties of the spectral norm of weight matrices mitigate instabilities during the training of Generative Adversarial Networks (Miyato et al., 2018).

Almost all successfully trained VDNNs (Hochreiter & Schmidhuber, 1997; He et al., 2016; Srivastava et al., 2015; Cho et al., 2014) share the following core building block:

$$x(k+1) = x(k) + f(x(k), \theta(k)), 1 \leq k \leq K. \quad (1)$$

That is, in order to compute a vector representation at layer  $k+1$  (or time  $k+1$  for recurrent networks), *additively update*  $x(k)$  with some non-linear transformation  $f(\cdot)$  of  $x(k)$  which depends on parameters  $\theta(k)$ . This is repeated for all  $K$  layers (or timesteps). The reason usual given for why Eq. (1) allows VDNNs to be trained is that the explicit identity connections avoid the vanishing gradient problem.

The semantics of the forward path are however still considered unclear. A recent interpretation is that these feed-forward architectures implement *iterative inference* (Greff et al., 2016; Jastrzebski et al., 2017). This view is reinforced by observing that Eq. (1) is a forward Euler discretization (Ascher & Petzold, 1998) of the ordinary differential equation (ODE)  $\dot{x}(t) = f(x(t), \Theta)$  if  $\theta(k) \equiv \Theta$  for all  $1 \leq k \leq K$  in Eq. (1). ODEs are the most basic mathematical formulation to describe the evolution of (physical)

processes. This connection between dynamical systems and feed-forward architectures was recently also observed by several other authors (Weinan, 2017). This point of view leads to a large family of new network architectures that are induced by various numerical integration methods (Lu et al., 2018). Moreover, stability problems in both the forward as well the backward path of VDNNs can be successfully tackled by relying on well-known analytical approaches for continuous-time ODEs (Haber & Ruthotto, 2017; Chang et al., 2017). Additionally, viewing deep neural networks as a discretization of a dynamical system, allows the training process of such a network to be cast as an optimal control problem in continuous time (Li et al., 2017). However, with the exception of Liao & Poggio (2016), none of this prior research considers time-invariant, non-autonomous dynamical systems.

On a conceptual level, our work shares similarities with approaches that build network architectures according to iterative algorithms (Gregor & LeCun, 2010; Zheng et al., 2015) and with recent ideas investigating pattern-dependent processing time (Graves, 2016; Veit & Belongie, 2017; Figurnov et al., 2017).

### 3. Non-Autonomous Input-Output Stable Nets (NAIS-Nets)

This section provides stability conditions for both fully-connected and convolutional NAIS-Net layers. We formally prove that NAIS-Net provides an input dependent non-trivial output for each iteration  $k$  as well as in the asymptotic case ( $k \rightarrow \infty$ ). Throughout the rest of the paper, the following dynamical system is used:

$$\begin{aligned} x(k+1) &= x(k) + hf(x(k), u, \theta), \\ x(0) &= 0. \end{aligned} \quad (2)$$

where  $x \in \mathbb{R}^n$  is the latent state,  $u \in \mathbb{R}^m$  is the network input, and  $h > 0$ . For ease of notation, in the remainder of the paper the explicit dependence on the parameters,  $\theta$ , will be omitted from the network definitions.

**Fully Connected NAIS-Net Layer.** Our fully connected layer is defined by

$$x(k+1) = x(k) + h\sigma(Ax(k) + Bu + b), \quad (3)$$

where  $A \in \mathbb{R}^{n \times n}$ ,  $B \in \mathbb{R}^{n \times m}$ , are the state and input transfer matrices, and  $b \in \mathbb{R}^n$  is a bias. The activation  $\sigma \in \mathbb{R}^n$  is a vector of (element-wise) instances of an activation function, denoted as  $\sigma_i$  with  $i \in \{1, \dots, n\}$ . In this paper, we only consider the hyperbolic tangent,  $\tanh$ , and Rectified Linear Units (ReLU) activation functions. Note that by setting  $B = 0$ , and the step  $h = 1$  the original ResNet formulation is obtained.

**Convolutional NAIS-Net Layer.** The architecture can be easily extended to Convolutional Networks by replacing the matrix multiplications in Eq. (3) with a convolution operator:

$$X(k+1) = X(k) + h\sigma\left(C * X + D * U + E\right). \quad (4)$$

Consider the case of  $N_C$  channels. The convolutional layer in Eq. (4) can be rewritten, for each latent map  $c \in \{1, 2, \dots, N_C\}$ , in the equivalent form:

$$X^c(k+1) = X^c(k) + h\sigma\left(\Delta X^c(k)\right), \quad (5)$$

where:

$$\Delta X^c(k) = \sum_i^{N_C} C_i^c * X^i(k) + \sum_j^{N_C} D_j^c * U^j + E^c, \quad (6)$$

$X^i(k) \in \mathbb{R}^{n_x \times n_x}$  is the layer state matrix for channel  $i$ , and  $U^j \in \mathbb{R}^{n_u \times n_u}$  is the layer input data matrix for channel  $j$  (where an appropriate zero padding has been applied) at layer  $k$ . In Eq. (93),  $C_i^c \in \mathbb{R}^{n_C \times n_C}$  is the state convolution filter from state channel  $i$  to state channel  $c$ , while  $D_j^c$  is its equivalent for the input and  $E^c$  is a bias. The activation,  $\sigma$ , is still applied element-wise. The convolution for  $X$  has a fixed stride  $s = 1$ , a filter size  $n_C$  and a zero padding of  $p \in \mathbb{N}$ , such that  $n_C = 2p + 1$ .<sup>4</sup>

Convolutional layers can be rewritten in the same form as fully connected layers (see proof of Lemma 1 in Appendix). Therefore, the stability results in the next section will be formulated for the fully connected case, but apply to both.

**Stability Analysis.** Here, the stability conditions for NAIS-Nets which were instrumental to their design are laid out. We are interested in using a cascade of unrolled NAIS blocks (see Figure 1), where each block is described by either Eq. (3) or Eq. (4). Since we are dealing with a cascade of dynamical systems, then stability of the entire network can be enforced by having stable blocks (Khalil, 2014).

The state-transfer Jacobian for layer  $k$  is defined as:

$$J(x(k), u) = \frac{\partial x(k+1)}{\partial x(k)} = I + h \frac{\partial \sigma(\Delta x(k))}{\partial \Delta x(k)} A, \quad (7)$$

where the argument of the activation function,  $\sigma$ , is denoted as  $\Delta x(k)$ . Take an arbitrarily small scalar  $\underline{\sigma} > 0$  and define the set:

$$\mathcal{P} = \left\{ (x, u) : \frac{\partial \sigma_i(\Delta x(k))}{\partial \Delta x_i(k)} \geq \underline{\sigma}, \forall i \in [1, 2, \dots, n] \right\}. \quad (8)$$

<sup>4</sup> If  $s \geq 0$ , then  $x$  can be extended with an appropriate number of constant zeros (not connected).

Theorem 1 below proves that the non-autonomous residual network produces a bounded output given a bounded, possibly noisy, input, and that the network state converges to a constant value as the number of layers tends to infinity, if the following stability condition holds:

**Condition 1.** For any  $\underline{\sigma} > 0$ , the Jacobian satisfies:

$$\bar{\rho} = \sup_{(x,u) \in \mathcal{P}} \rho(J(x, u)), \text{ s.t. } \bar{\rho} < 1, \quad (9)$$

where  $\rho(\cdot)$  is the spectral radius.

The steady states,  $\bar{x}$ , are determined by a *continuous* function of  $u$ . This means that a small change in  $u$  cannot result in a very different  $\bar{x}$ . For  $\tanh$  activation,  $\bar{x}$  depends linearly on  $u$ , therefore the block needs to be unrolled for a finite number of iterations,  $K$ , for the mapping to be non-linear. That is not the case for ReLU, which can be unrolled indefinitely and still provide a piece-wise affine mapping.

The Input-Output (IO) gain function,  $\gamma(\cdot)$ , describes the effect of norm-bounded input perturbations on the network trajectory. This gain provides insight as to the level of robust invariance of the classification regions to changes in the input data with respect to the training set. In particular, as the gain is decreased, the perturbed solution will be *closer* to the solution obtained from the training set. This can lead to increased robustness and generalization with respect to a network that does not satisfy Condition 1.

Note that the IO gain,  $\gamma(\cdot)$ , depends directly on the norm of the state transfer Jacobian, in Eq. (30), as indicated by the term  $\bar{\rho}$  in Theorem 1. Additional details and all proofs are given in the Appendix, where the untied case is also covered.

**Theorem 1.** (Asymptotic stability for shared weights)

If Condition 1 holds, then NAIS-Net with ReLU or  $\tanh$  activations is Asymptotically Stable with respect to *input dependent* equilibrium points. More formally:

$$x(k) \rightarrow \bar{x} \in \mathbb{R}^n, \forall x(0) \in \mathcal{X} \subseteq \mathbb{R}^n, u \in \mathbb{R}^m. \quad (10)$$

The trajectory is described by:

$$\|x(k) - \bar{x}\| \leq \bar{\rho}^k \|x(0) - \bar{x}\| \quad (11)$$

where  $\|\cdot\|$  is a suitable matrix norm.

In particular:

- With  $\tanh$  activation, the steady state  $\bar{x}$  is independent of the initial state, and is a linear function of the input. The network is Globally Asymptotically Stable.
- With ReLU activation,  $\bar{x}$  is given by a continuous piece-wise affine function of  $x(0)$  and  $u$ . The network is Locally Asymptotically Stable with respect to each  $\bar{x}$ .
- If the activation is  $\tanh$ , then the network is Globally Input-Output (robustly) Stable for any input perturbation  $w \in \mathbb{R}^m$ . The trajectory is described by:

$$\|x(k) - \bar{x}\| \leq \bar{\rho}^k \|x(0) - \bar{x}\| + \gamma(\|w\|), \quad (12)$$



**Algorithm 1** Fully Connected Stability Reprojection

**Input:**  $R \in \mathbb{R}^{\tilde{n} \times n}$ ,  $\tilde{n} \leq n$ ,  $\delta = 1 - 2\epsilon \in (0, 1)$ .  
**if**  $\|R^T R\|_F > \delta$  **then**

$$\tilde{R} \leftarrow \sqrt{\delta} \frac{R}{\sqrt{\|R^T R\|_F}}$$

**else**

$$\tilde{R} \leftarrow R$$

**end if**

**Output:**  $\tilde{R}$

**Algorithm 2** CNN Stability Reprojection

**Input:**  $\delta \in \mathbb{R}^{N_C}$ ,  $C \in \mathbb{R}^{n_X \times n_X \times N_C \times N_C}$ , and  $0 < \epsilon < \eta < 1$

**for** each feature map  $c$  **do**

$$\tilde{\delta}_c \leftarrow \max \left( \min(\delta_c, 1 - \eta), -1 + \eta \right)$$

$$\tilde{C}_{i_{\text{centre}}}^c \leftarrow -1 - \tilde{\delta}_c$$

**if**  $\sum_{j \neq i_{\text{centre}}} |C_j^c| > 1 - \epsilon - |\tilde{\delta}_c|$  **then**

$$\tilde{C}_j^c \leftarrow \left( 1 - \epsilon - |\tilde{\delta}_c| \right) \frac{C_j^c}{\sum_{j \neq i_{\text{centre}}} |C_j^c|}$$

**end if**

**end for**

**Output:**  $\tilde{\delta}, \tilde{C}$

with input-output gain

$$\gamma(\|w\|) = h \frac{\|B\|}{(1 - \bar{\rho})} \|w\|. \quad (13)$$

For any  $\mu \geq 0$ , if  $\|w\| \leq \mu$  then the following set is robustly positively invariant ( $x(k) \in \mathcal{X}, \forall k \geq 0$ ):

$$\mathcal{X} = \{x \in \mathbb{R}^n : \|x - \bar{x}\| \leq \gamma(\mu)\}. \quad (14)$$

- If the activation is ReLU, then the network is Globally Input-Output practically Stable. In other words,  $\forall k \geq 0$  we have:

$$\|x(k) - \bar{x}\| \leq \bar{\rho}^k \|x(0) - \bar{x}\| + \gamma(\|w\|) + \zeta. \quad (15)$$

The constant  $\zeta \geq 0$  is the norm ball radius for  $x(0) - \bar{x}$ .

## 4. Implementation

In general, an optimization problem with a spectral radius constraint as in Eq. (30) is hard (Kanai et al., 2017). One possible approach is to relax the constraint to a singular value constraint (Kanai et al., 2017) which is applicable to both fully connected as well as convolutional layer types (Yoshida & Miyato, 2017). However, this approach is only applicable if the identity matrix in the Jacobian (Eq. (7)) is scaled by a factor  $0 < c < 1$  (Kanai et al., 2017).

In this work we instead fulfil the spectral radius constraint directly.

The basic intuition for the presented algorithms is the fact that for a simple Jacobian of the form  $I + M$ ,  $M \in \mathbb{R}^{n \times n}$ , Condition 1 is fulfilled, if  $M$  has eigenvalues with real part in  $(-2, 0)$  and imaginary part in the unit circle. In the supplemental material we prove that the following algorithms fulfill Condition 1 following this intuition. Note that, in the following, the presented procedures are to be performed for each block of the network.

**Fully-connected blocks.** In the fully connected case, we restrict the matrix  $A$  to be symmetric and negative definite by choosing the following parameterization for them:

$$A = -R^T R - \epsilon I, \quad (16)$$

where  $R \in \mathbb{R}^{n \times n}$  is trained, and  $0 < \epsilon \ll 1$  is a hyper-parameter. Then, we are going to propose a bound on the Frobenius norm,  $\|R^T R\|_F$ . The following is obtained:

**Theorem 2.** (Fully-connected weight projection)

Given  $R \in \mathbb{R}^{n \times n}$ , the projection  $\tilde{R} = \sqrt{\delta} \frac{R}{\sqrt{\|R^T R\|_F}}$ , with  $\delta = 1 - 2\epsilon \in (0, 1)$ , ensures that  $A = -\tilde{R}^T \tilde{R} - \epsilon I$  is such that Condition 1 is satisfied for  $h \leq 1$  and therefore Theorem 1 holds.

In the supplementary material it is also shown that the more relaxed condition  $\delta \in (0, 2)$  is sufficient for Theorem 1 to hold locally. Algorithm 1, performed during training, implements Theorem 2.

**Convolutional blocks.** The symmetric parametrization assumed in the fully connected case can not be used for a convolutional layer. We will instead make use of the following result:

**Lemma 1.** The convolutional layer Eq. (4) with zero-padding  $p \in \mathbb{N}$ , and filter size  $n_C = 2p + 1$  has a Jacobian of the form Eq. (7). with  $A \in \mathbb{R}^{n_X^2 N_C \times n_X^2 N_C}$ . The diagonal elements of this matrix, namely,  $A_{n_X^2 c + j, n_X^2 c + j}$ ,  $0 \leq c < N_C$ ,  $0 \leq j < n_X^2$  are the central elements of the  $(c + 1)$ -th convolutional filter mapping  $X^{c+1}(k)$ , into  $X^{c+1}(k + 1)$ , denoted by  $C_{i_{\text{centre}}}^c$ . The other elements in row  $n_X^2 c + j$ ,  $0 \leq c < N_C$ ,  $0 \leq j < n_X^2$  are the remaining filter values mapping to  $X^{(c+1)}(k + 1)$ .

To fulfill the stability condition, the first step is to set

$$C_{i_{\text{centre}}}^c = -1 - \delta_c, \quad (17)$$

where  $\delta_c$  is trainable parameter satisfying  $|\delta_c| < 1 - \eta$ , and  $0 < \eta \ll 1$  is a hyper-parameter. Then we will suitably bound the  $\infty$ -norm of the Jacobian by constraining the remaining filter elements. The steps are summarized in Algorithm 2 which is inspired by the Gershgorin Theorem (Horn & Johnson, 2012). The following result is obtained:

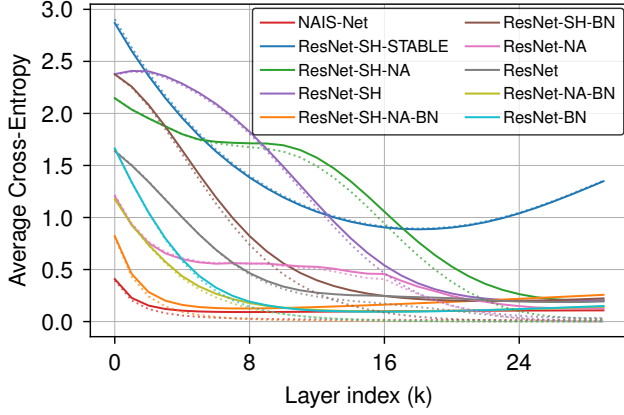


Figure 2: **Cross-entropy loss vs processing depth.** The plot compares the average loss of NAIS-Net with different residual architectures over the unroll length. Note that both RESNET-SH-STABLE and NAIS-Net satisfy the stability conditions for convergence, but only NAIS-Net is able to learn, showing the importance of non-autonomy.

**Theorem 3.** (Convolutional weight projection)

Algorithm 2 fulfils Condition 1 for the convolutional layer, for  $h \leq 1$ , hence Theorem 1 holds.

Note that the algorithm complexity scales with the number of filters. A simple design choice for the layer is to set  $\delta = 0$ , which results in  $C_{i_{\text{centre}}}^c$  being fixed at  $-1$ . This will also remove the hyper-parameter  $\eta$ . Having  $\delta \neq 0$  does however not necessarily reduce conservativeness as it will further constrain the remaining element of the filter bank. This is further discussed in the supplementary material.

## 5. Experiments

Experiments were conducted comparing NAIS-Net with ResNet, and variants thereof, using both fully-connected (MNIST, section 5.1) and convolutional (CIFAR-10/100, section 5.2) architectures to quantitatively assess the performance advantage of having a VDNN where I/O stability can be enforced. In these experiments, the processing depth per NAIS-Net block is fixed *a priori* to make head-to-head comparison with ResNet straightforward. Section 5.3 explores the idea of having NAIS-Net implement *pattern-dependent processing depth* where the number of processing stages applied to each input pattern is determined by the network itself.

### 5.1. Preliminary Analysis on MNIST

For the MNIST dataset (LeCun, 1998) a single-block NAIS-Net was compared with 9 different 30-layer ResNet variants, NA, BN, NA-BN, SH, SH-NA, SH-BN, SH-BA-BN, each with a different combination of the following features:

**SH:** shared weights (time-invariant)

**NA:** non-autonomous (input skip connections)

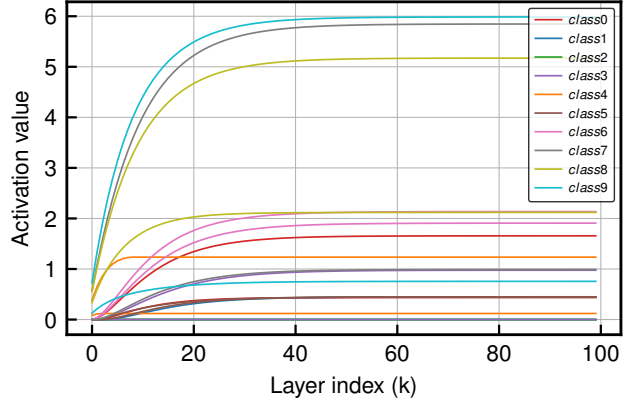


Figure 3: **Single neuron trajectory and convergence.** The figure shows the activation value of a single neuron for input samples from each class. Trajectories not only differ with respect to the actual steady-state but also with respect to the convergence time.

**BN:** with Batch Normalization

**STABLE:** stability enforced by Algorithm 1

So, for example, RESNET-SH-NA-BN refers to a 30-layer ResNet that is time-invariant because weights are shared across all layers (SH), non-autonomous because it has skip connections from the input to all layers (NA), and uses batch normalization (BN). Since NAIS-Net is time-invariant, non-autonomous, and input/output stable (i.e. SH-NA-STABLE), the chosen ResNet variants represent ablations of the these three features. For example, RESNET-SH-NA is a NAIS-Net without I/O stability being enforced by the reprojection step described in Algorithm 1, and RESNET-NA, is a non-stable NAIS-Net that is time-variant, i.e non-shared-weights, etc.

The NAIS-Net was unrolled for  $K = 30$  iterations for all input patterns. All networks were trained using stochastic gradient descent with momentum 0.9 and learning rate 0.1, for 150 epochs.

**Results.** NAIS-Net achieved a test accuracy of 97.28%, while the second best was RESNET-SH-BN with 96.69% (without BatchNorm, RESNET-SH, it only achieves 95.86%). Results are averaged over 10 different runs.

After training, the behavior of each network variant was analyzed by passing the activation,  $x(i)$ , through the softmax classifier and measuring the cross-entropy loss. The loss at each iteration describes the trajectory of each sample in the latent space: the closer the sample to the correct steady state the closer the loss to zero (see Figure 2).

All variants initially refine their predictions at each iteration since the loss tends to decrease at each layer, but at different rates. However, NAIS-Net is the only one that does so monotonically, not increasing loss as  $i$  approaches 30. Figure 3 shows how neuron activations in NAIS-Net con-

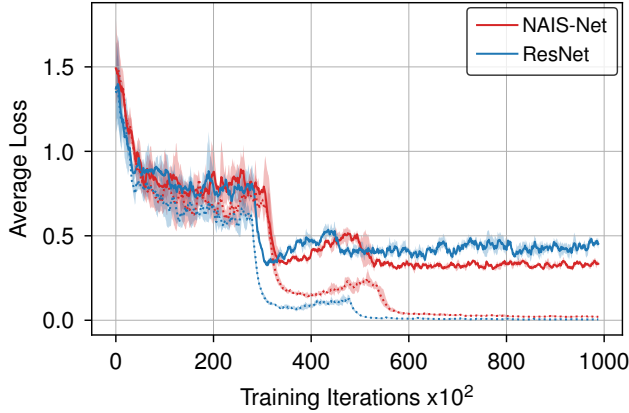


Figure 4: **Generalization gap on CIFAR-10.** Dotted curves (training set) are very similar for the two networks but NAIS-Net has a considerably lower test curve (solid). Similar results were obtained on CIFAR-100.

verge to different steady state activations for different input patterns instead of all converging to zero as is the case with RESNET-SH-STABLE, confirming the results of Haber & Ruthotto (2017) for ResNets with stability constraints. Importantly, NAIS-Net is able to learn even with the stability constraint, showing that non-autonomy is key to obtaining representations that are stable and, at the same time, good for learning the task.

NAIS-Net also allows training of unbounded processing depth without requiring any feature normalization steps. Note that BN actually improves the convergence speed of the loss, especially in the case RESNET-SH-NA-BN (i.e. unstable NAIS-Net). Adding BN makes the behavior very similar to NAIS-Net because BN also implicitly normalizes the Jacobian, but it does not ensure that its eigenvalues are in the stability region.

## 5.2. Image Classification on CIFAR-10/100

Experiments on image classification were performed on standard image recognition benchmarks CIFAR-10 and CIFAR-100 (Krizhevsky & Hinton, 2009). These benchmarks are simple enough to allow for multiple runs to test for statistical significance, yet sufficiently complex to require convolutional layers.

**Setup.** The following standard architecture was used to compare NAIS-Net with ResNet<sup>5</sup>: three sets of 18 residual blocks with 16, 32, and 64 filters, respectively, for a total of 54 stacked blocks. The initial learning rate of 0.1 was decreased by a factor of 10 at epochs 150, 250 and 350 and the experiment were run for 450 epochs. Note that each block in the ResNet of He et al. (2015) has two convolutions (plus BatchNorm and ReLU) whereas NAIS-Net unrolls with a

<sup>5</sup><https://github.com/tensorflow/models/tree/master/official/resnet>

single convolution. Therefore, to make the comparison of the two architectures as fair as possible by using the same number of parameters, a single convolution was also used for ResNet.

NAIS-Net was tested in two versions : NAIS-NET1 where each block is unrolled just once, for a total processing depth of 108, and NAIS-NET10 where each block is unrolled 10 times per block, for a total processing depth of 540.

**Results.** Table 1 compares the performance on the two datasets, averaged over 5 runs. For CIFAR-10, NAIS-Net and ResNet performed similarly, and unrolling NAIS-Net for more than one iteration had little affect. This was not the case for CIFAR-100 where NAIS-NET10 improves over NAIS-NET1 by 1%. Moreover, although mean accuracy is slightly lower than ResNet, the variance is considerably lower.

Figure 4 shows that NAIS-Net is less prone to overfitting than a classic ResNet, reducing the generalization gap by 33%. This is a consequence of the stability constraint which imparts a degree of robust invariance to input perturbations (see Section 3). It is also important to note that NAIS-Net can unroll up to 540 layers, and still train without a problem.

Table 1: Classification accuracy on the CIFAR-10 and CIFAR-100 datasets averaged over 5 runs.

| MODEL      | CIFAR-10<br>TRAIN/TEST   | CIFAR-100<br>TRAIN/TEST      |
|------------|--------------------------|------------------------------|
| RESNET     | 99.86±0.03<br>91.72±0.38 | 97.42 ± 0.06<br>66.34 ± 0.82 |
| NAIS-NET1  | 99.37±0.08<br>91.24±0.10 | 86.90 ± 1.47<br>65.00 ± 0.52 |
| NAIS-NET10 | 99.50±0.02<br>91.25±0.46 | 86.91 ± 0.42<br>66.07 ± 0.24 |

## 5.3. Pattern-Dependent Processing Depth

For simplicity, the number of unrolling steps per block in the previous experiments was fixed. A more general and potentially more powerful setup is to have the processing depth adapt automatically. Since NAIS-Net blocks are guaranteed to converge to a pattern-dependent steady state after an indeterminate number of iterations, processing depth can be controlled dynamically by terminating the unrolling process whenever the distance between a layer representation,  $x(i)$ , and that of the immediately previous layer,  $x(i-1)$ , drops below a specified threshold.

With this mechanism, NAIS-Net can determine the processing depth for each input pattern. Intuitively, one could speculate that similar input patterns would require similar processing depth in order to be mapped to the same region in latent space. To explore this hypothesis, NAIS-Net was trained on CIFAR-10 with an unrolling threshold of  $\epsilon = 10^{-4}$ . At test time the network was unrolled using the

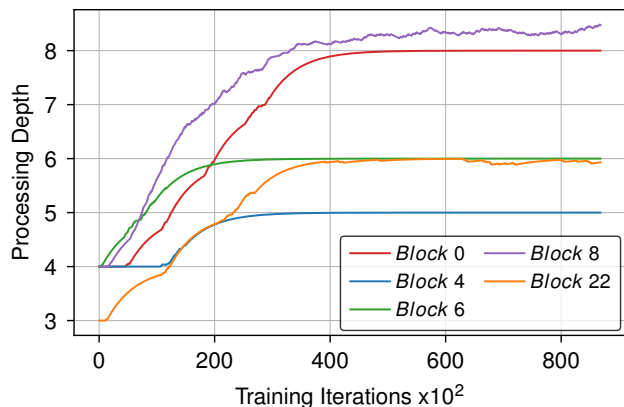


Figure 5: **Processing depth for different NAIS-Net blocks during training.** The figure shows the number of iterations ( $y$ -axis), of 5 different blocks taken NAIS-Net at various stages of training ( $x$ -axis) for the CIFAR-10 image classification task.

same threshold.

Figure 5 shows the number of iterations required over the course of training to cross the depth threshold,  $\epsilon$ , for five selected network blocks. As training progresses, depth increases almost monotonically at different rates per block, until becoming relatively stable.

Figure 7 shows selected sample images from four different classes organized according to the final network depth used to classify them after training. The qualitative differences seen from low to high depth suggests that NAIS-Net is using processing depth as an additional degree of freedom so that, for a given training run, the network learns to use models of different complexity (depth) for different types of inputs within each class. To be clear, the hypothesis is not that depth correlates to some notion of input complexity where the same images are always classified at the same depth across runs.

Figure 6 shows a violin plot of the final network depth for each CIFAR-10 class. To highlight any statistical differences, the null hypothesis that the network depth being drawn from the same distribution for all classes was tested first. One-way ANOVA test (Kruskal & Wallis, 1952) was performed over all the classes resulting in a  $p$ -value of zero, thus fully rejecting the null hypothesis. The same test was performed on each pair of classes: the 86.7% of depth distributions is statistically different with 95% confidence.

## 6. Conclusions

NAIS-Net is a non-autonomous residual architecture that can be unrolled until the latent space representation converges to a stable input-dependent state. This stability shrinks the generalization gap by quite some margin, without negatively impacting performance. The question of

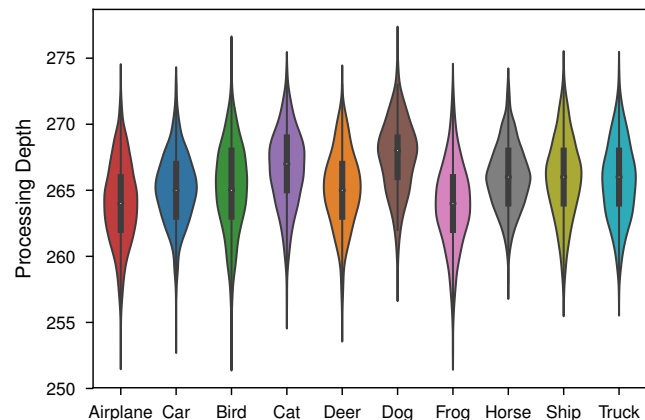


Figure 6: **Final NAIS-Net depth distribution for CIFAR-10 classes.** Depth over the classes is statistically different. The Kruskal-Wallis one-way ANOVA test, under the null hypothesis of all depths coming from the same distribution, produced a  $p$ -value of zero. Pair-wise testing resulted in statistically different depths in 86.7% of cases, with a 95% confidence level.

scalability to benchmarks such as ImageNet (Deng et al., 2009) will be a main topic of future work.

We believe that cross-breeding machine learning and control theory will open up many new interesting avenues for research, and that more robust and stable variants of commonly used neural networks, both feed-forward and recurrent, will be possible.

## References

- Ascher, U. M. and Petzold, L. R. *Computer methods for ordinary differential equations and differential-algebraic equations*, volume 61. Siam, 1998.
- Baldi, P. and Hornik, K. Universal approximation and learning of trajectories using oscillators. In *Advances in Neural Information Processing Systems*, pp. 451–457, 1996.
- Battenberg, E., Chen, J., Child, R., Coates, A., Gaur, Y., Li, Y., Liu, H., Satheesh, S., Seetapun, D., Sriram, A., and Zhu, Z. Exploring neural transducers for end-to-end speech recognition. *CoRR*, abs/1707.07413, 2017.
- Bengio, Y., Simard, P., and Frasconi, P. Learning long-term dependencies with gradient descent is difficult. *Neural Networks*, 5(2):157–166, 1994.
- Chang, Bo, Meng, Lili, Haber, Eldad, Tung, Frederick, and Begert, David. Multi-level residual networks from dynamical systems view. *arXiv preprint arXiv:1710.10348*, 2017.
- Cho, K., Van Merriënboer, B., Gulcehre, C., Bahdanau, Dzmitry, Bougares, Fethi, Schwenk, Holger, and Bengio, Yoshua. Learning phrase representations using rnn





Figure 7: **Image samples with corresponding NAIS-Net depth.** The figure shows samples from CIFAR-10 grouped by final network depth, for four different classes. The qualitative differences evident in images inducing different final depths indicate that NAIS-Net adapts processing systematically according to characteristics of the data. For example, “frog” images with textured background are processed with fewer iterations than those with plain background. Similarly, “ship” and “airplane” images having a predominantly blue color are processed with lower depth than those that are grey/white, and “bird” images are grouped roughly according to bird size with larger species such as ostriches and turkeys being classified with greater processing depth.

encoder-decoder for statistical machine translation. *arXiv preprint arXiv:1406.1078*, 2014.

Cisse, M., Bojanowski, P., Grave, E., Dauphin, Y., and Usunier, N. Parseval networks: Improving robustness to adversarial examples. In Precup, Doina and Teh, Yee Whye (eds.), *Proceedings of the 34th International Conference on Machine Learning*, volume 70, pp. 854–863, Sydney, Australia, 06–11 Aug 2017. PMLR.

Deng, J., Dong, W., Socher, R., Li, L. J., Li, K., and Fei-Fei, L. ImageNet: A Large-Scale Hierarchical Image Database. In *Conference on Computer Vision and Pattern Recognition (CVPR)*, 2009.

Doya, K. Bifurcations in the learning of recurrent neural networks. In *Circuits and Systems, 1992. ISCAS’92. Proceedings., 1992 IEEE International Symposium on*, volume 6, pp. 2777–2780. IEEE, 1992.

Duvenaud, David, Rippel, Oren, Adams, Ryan, and Ghahramani, Zoubin. Avoiding pathologies in very deep networks. In *Artificial Intelligence and Statistics*, pp. 202–210, 2014.

Figurnov, M., Sobolev, A., and Vetrov, D. Probabilistic adaptive computation time. *CoRR*, abs/1712.00386, 2017.

Gallieri, Marco. *LASSO-MPC – Predictive Control with  $\ell_1$ -Regularised Least Squares*. Springer-Verlag, 2016.

Gomez, A., Ren, M., Urtasun, R., and Grosse, R. B. The reversible residual network: Backpropagation without storing activations. In *NIPS*, 2017.

Graves, A. Adaptive computation time for recurrent neural networks. *CoRR*, abs/1603.08983, 2016. URL <http://arxiv.org/abs/1603.08983>.

Greff, K., Srivastava, R. K., and Schmidhuber, J. Highway and residual networks learn unrolled iterative estimation. *arXiv preprint arXiv:1612.07771*, 2016.

Gregor, K. and LeCun, Y. Learning fast approximations of sparse coding. In *International Conference on Machine Learning (ICML)*, 2010.

Haber, E. and Ruthotto, L. Stable architectures for deep neural networks. *arXiv preprint arXiv:1705.03341*, 2017.

Haschke, R. and Steil, J. J. Input space bifurcation manifolds of recurrent neural networks. *Neurocomputing*, 64:25–38, 2005.

He, K., Zhang, X., Ren, S., and Sun, J. Delving deep into rectifiers: Surpassing human-level performance on

- imagenet classification. *arXiv preprint arXiv:1502.01852*, 2015.
- He, Kaiming, Zhang, Xiangyu, Ren, Shaoqing, and Sun, Jian. Deep residual learning for image recognition. In *Proceedings of the IEEE Conference on Computer Vision and Pattern Recognition*, pp. 770–778, Dec 2016.
- Hochreiter, S. Untersuchungen zu dynamischen neuronalen netzen. diploma thesis, 1991. Advisor:J. Schmidhuber.
- Hochreiter, S. and Schmidhuber, J. Long short-term memory. *Neural Computation*, 9(8):1735–1780, 1997.
- Horn, R. A. and Johnson, C. R. *Matrix Analysis*. Cambridge University Press, New York, NY, USA, 2nd edition, 2012. ISBN 0521548233, 9780521548236.
- Huang, G., Liu, Z., van der Maaten, L., and Weinberger, K. Q. Densely connected convolutional networks. In *Proceedings of the IEEE Conference on Computer Vision and Pattern Recognition*, 2017.
- Ioffe, S. and Szegedy, C. Batch normalization: Accelerating deep network training by reducing internal covariate shift. In *International Conference on Machine Learning (ICML)*, 2015.
- Jastrzebski, S., Arpit, D., Ballas, N., Verma, V., Che, T., and Bengio, Y. Residual connections encourage iterative inference. *arXiv preprint arXiv:1710.04773*, 2017.
- Kanai, S., Fujiwara, Y., and Iwamura, S. Preventing gradient explosions in gated recurrent units. In Guyon, I., Luxburg, U. V., Bengio, S., Wallach, H., Fergus, R., Vishwanathan, S., and Garnett, R. (eds.), *Advances in Neural Information Processing Systems 30*, pp. 435–444. Curran Associates, Inc., 2017.
- Khalil, H. K. *Nonlinear Systems*. Pearson Education, 3rd edition, 2014.
- Knight, J. N. *Stability analysis of recurrent neural networks with applications*. Colorado State University, 2008.
- Krizhevsky, A. and Hinton, G. Learning multiple layers of features from tiny images. 2009.
- Krizhevsky, A., Sutskever, I., and Hinton, G. E. ImageNet classification with deep convolutional neural networks. In *Advances in Neural Information Processing Systems (NIPS)*, 2012.
- Krueger, D. and Memisevic, R. Regularizing rnns by stabilizing activations. *arXiv preprint arXiv:1511.08400*, 2015.
- Kruskal, W. H. and Wallis, W. A. Use of ranks in one-criterion variance analysis. *Journal of the American statistical Association*, 47(260):583–621, 1952.
- Lang, J.K. and Witbrock, M. J. Learning to tell two spirals apart. In Touretzky, D., Hinton, G., and Sejnowski, T. (eds.), *Proceedings of the Connectionist Models Summer School*, pp. 52–59, Mountain View, CA, 1988.
- Larsson, G., Maire, M., and Shakhnarovich, G. Fractal-net: Ultra-deep neural networks without residuals. *arXiv preprint arXiv:1605.07648*, 2016.
- Laurent, T. and von Brecht, J. A recurrent neural network without chaos. *arXiv preprint arXiv:1612.06212*, 2016.
- LeCun, Yann. The MNIST database of handwritten digits. <http://yann.lecun.com/exdb/mnist/>, 1998.
- Li, Q., Chen, L., Tai, C., and Weinan, E. Maximum principle based algorithms for deep learning. *arXiv preprint arXiv:1710.09513*, 2017.
- Liao, Qianli and Poggio, Tomaso. Bridging the gaps between residual learning, recurrent neural networks and visual cortex. *arXiv preprint arXiv:1604.03640*, 2016.
- Lu, Y., Zhong, A., Bin, D., and Li, Q. Beyond finite layer neural networks: Bridging deep architectures and numerical differential equations, 2018. URL <https://openreview.net/forum?id=ryZ283gAZ>.
- Miyato, T., Kataoka, T., Koyama, M., and Yoshida, Y. Spectral normalization for generative adversarial networks. *International Conference on Learning Representations*, 2018. URL <https://openreview.net/forum?id=BlQRgziT->.
- Monti, F., Boscaini, D., Masci, J., Rodolà, E., Svoboda, J., and Bronstein, M. M. Geometric deep learning on graphs and manifolds using mixture model cnns. In *CVPR2017*, 2017.
- Pascanu, R., Mikolov, T., and Bengio, Y. On the difficulty of training recurrent neural networks. In *International Conference on Machine Learning*, pp. 1310–1318, 2013.
- Singh, J. and Barabanov, N. Stability of discrete time recurrent neural networks and nonlinear optimization problems. *Neural Networks*, 74:58–72, 2016.
- Sontag, E. *Mathematical Control Theory: Deterministic Finite Dimensional Systems*. Springer-Verlag, 2nd edition, 1998.
- Srivastava, R. K., Greff, K., and Schmidhuber, J. Highway networks. *arXiv preprint arXiv:1505.00387*, May 2015.
- Steil, Jochen J. *Input Output Stability of Recurrent Neural Networks*. Cuvillier Göttingen, 1999.
- Strogatz, S. H. *Nonlinear dynamics and chaos: with applications to physics, biology, chemistry, and engineering*. Westview Press, 2nd edition, 2015.

- Sutskever, I., Vinyals, O., and Le, Q. Sequence to sequence learning with neural networks. *CoRR*, abs/1409.3215, 2014.
- Szegedy, C., Zaremba, W., Sutskever, I., Bruna, J., Erhan, D., Goodfellow, I., and Fergus, R. Intriguing properties of neural networks. *arXiv preprint arXiv:1312.6199*, 2013.
- Tallic, C. and Ollivier, Y. Can recurrent neural networks warp time? *International Conference on Learning Representations*, 2018.
- Veit, A. and Belongie, S. Convolutional networks with adaptive computation graphs. *CoRR*, 2017. URL <http://arxiv.org/abs/1711.11503>.
- Vorontsov, E., Trabelsi, C., Kadoury, S., and Pal, C. On orthogonality and learning recurrent networks with long term dependencies. *arXiv preprint arXiv:1702.00071*, 2017.
- Weinan, E. A proposal on machine learning via dynamical systems. *Communications in Mathematics and Statistics*, 5(1):1–11, 2017.
- Yoshida, Y. and Miyato, T. Spectral norm regularization for improving the generalizability of deep learning. *arXiv preprint arXiv:1705.10941*, 2017.
- Zhang, X., Li, Z., Loy, C. C., and Lin, D. Polynet: A pursuit of structural diversity in very deep networks. In *2017 IEEE Conference on Computer Vision and Pattern Recognition (CVPR)*, pp. 3900–3908. IEEE, 2017.
- Zheng, S., Jayasumana, S., Romera-Paredes, B., Vineet, V., Su, Z., Du, D., Huang, C., and Torr, P. H. S. Conditional random fields as recurrent neural networks. In *Proceedings of the IEEE International Conference on Computer Vision*, pp. 1529–1537, 2015.
- Zilly, J. G., Srivastava, R. K., Koutník, J., and Schmidhuber, J. Recurrent highway networks. In *ICML2017*, pp. 4189–4198. PMLR, 2017.

---

# NAIS-Net: Stable Deep Networks from Non-Autonomous Differential Equations *Supplementary Material*

---

## A. Basic Definitions for the Tied Weight Case

Recall, from the main paper, that the stability of a NAIS-Net block with fully connected or convolutional architecture can be analyzed by means of the following vectorised representation:

$$x(k+1) = f(x(k), u) = x(k) + h\sigma\left(Ax(k) + Bu + b\right), \quad (18)$$

where  $k$  is the unroll index for the considered block. Since the blocks are cascaded, stability of each block implies stability of the full network. Hence, this supplementary material focuses on theoretical results for a single block.

### A.1. Relevant Sets and Operators

#### A.1.1. NOTATION

Denote the slope of the activation function vector,  $\sigma(\Delta x(k))$ , as the diagonal matrix,  $\sigma'(\Delta x(k))$ , with entries:

$$\sigma'_{ii}(\Delta x(k)) = \frac{\partial \sigma_i(\Delta x(k))}{\partial \Delta x_i(k)}. \quad (19)$$

The following definitions will be use to obtain the stability results, where  $0 < \underline{\sigma} \ll 1$ :

$$\begin{aligned} \mathcal{P}_i &= \{(x, u) \in \mathbb{R}^{n \times m} : \sigma'_{ii}(x, u) \geq \underline{\sigma}\}, \\ \mathcal{P} &= \{(x, u) \in \mathbb{R}^{n \times m} : \sigma'_{ii}(x, u) \geq \underline{\sigma}, \forall i\}, \\ \mathcal{N}_i &= \mathcal{P} \cup \{(x, u) \in \mathbb{R}^{n \times m} : \sigma'_{ii}(x, u) \in [0, \underline{\sigma}]\}, \\ \mathcal{N} &= \{(x, u) \in \mathbb{R}^{n \times m} : \sigma'_{ii}(x, u) \in [0, \underline{\sigma}], \forall i\}, \end{aligned} \quad (20)$$

In particular, the set  $\mathcal{P}$  is such that the activation function is not saturated as its derivative has a non-zero lower bound.

#### A.1.2. LINEAR ALGEBRA ELEMENTS

The notation,  $\|\cdot\|$  is used to denote a *suitable* matrix norm. This norm will be characterized specifically on a case by case basis. The same norm will be used consistently throughout definitions, assumptions and proofs.

We will often use the following:

**Lemma 2.** (Eigenvalue shift)

Consider two matrices  $A \in \mathbb{C}^{n \times n}$ , and  $C = cI + A$  with  $c$  being a complex scalar. If  $\lambda$  is an eigenvalue of  $A$  then  $c + \lambda$  is an eigenvalue of  $C$ .

*Proof.* Given any eigenvalues  $\lambda$  of  $A$  with corresponding eigenvector  $v$  we have that:

$$\lambda v = Av \Leftrightarrow (\lambda + c)v = \lambda v + cv = Av + cv = Av + cIv = (A + cI)v = Cv \quad (21)$$

□

Throughout the material, the notation  $A_{i\bullet}$  is used to denote the  $i$ -th row of a matrix  $A$ .

#### A.1.3. NON-AUTONOMUOUS BEHAVIOUR SET

The following set will be consider throughout the paper:



**Definition A.1.** (Non-autonomous behaviour set) The set  $\mathcal{P}$  is referred to as the set of *fully non-autonomous* behaviour in the extended state-input space, and its set-projection over  $x$ , namely,

$$\pi_x(\mathcal{P}) = \{x \in \mathbb{R}^n : \exists u \in \mathbb{R}^m, (x, u) \in \mathcal{P}\}, \quad (22)$$

is the set of fully non-autonomous behaviour in the state space. This is the only set in which every output dimension of the ResNet with input skip connection can be directly influenced by the input, given a non-zero<sup>6</sup> matrix  $B$ .

Note that, for a tanh activation, then we simply have that  $\mathcal{P} \subseteq \mathbb{R}^{n \times m}$  (with  $\mathcal{P} \rightarrow \mathbb{R}^{n \times m}$  for  $\bar{\sigma}' \rightarrow 0$ ). For a ReLU activation, on the other hand, for each layer  $k$  we have:

$$\mathcal{P} = \mathcal{P}(k) = \{(x, u) \in \mathbb{R}^{n \times m} : A(k)x + B(k)u + b(k) > 0\}. \quad (23)$$

## A.2. Stability Definitions for Tied Weights

This section provides a summary of definitions borrowed from control theory that are used to describe and derive our main result. The following definitions have been adapted from (Gallieri, 2016) and refer to the general dynamical system:

$$x^+ = f(x, u). \quad (24)$$

Since we are dealing with a cascade of dynamical systems (see Figure 1 in (*main paper*)), then stability of the entire network can be enforced by having stable blocks (Khalil, 2014). In the remainder of this material, we will therefore address a single unroll. We will cover both the tied and untied weight case, starting from the latter as it is the most general.

### A.2.1. DESCRIBING FUNCTIONS

The following functions are instrumental to describe the desired behaviour of the network output at each layer or time step.

**Definition A.2.** ( $\mathcal{K}$ -function) A continuous function  $\alpha : \mathbb{R}_{\geq 0} \rightarrow \mathbb{R}_{\geq 0}$  is said to be a  $\mathcal{K}$ -function ( $\alpha \in \mathcal{K}$ ) if it is strictly increasing, with  $\alpha(0) = 0$ .

**Definition A.3.** ( $\mathcal{K}_\infty$ -function) A continuous function  $\alpha : \mathbb{R}_{\geq 0} \rightarrow \mathbb{R}_{\geq 0}$  is said to be a  $\mathcal{K}_\infty$ -function ( $\alpha \in \mathcal{K}_\infty$ ) if it is a  $\mathcal{K}$ -function and if it is radially unbounded, that is  $\alpha(r) \rightarrow \infty$  as  $r \rightarrow \infty$ .

**Definition A.4.** ( $\mathcal{KL}$ -function) A continuous function  $\beta : \mathbb{R}_{\geq 0}^2 \rightarrow \mathbb{R}_{\geq 0}$  is said to be a  $\mathcal{KL}$ -function ( $\beta \in \mathcal{KL}$ ) if it is a  $\mathcal{K}$ -function in its first argument, it is positive definite and non-increasing in the second argument, and if  $\beta(r, t) \rightarrow 0$  as  $t \rightarrow \infty$ .

The following definitions are given for time-invariant RNNs, namely DNN with tied weights. They can also be generalised to the case of untied weights DNN and time-varying RNNs by considering worst case conditions over the layer (time) index  $k$ . In this case the properties are said to hold *uniformly* for all  $k \geq 0$ . This is done in Section B. The tied-weight case follows.

### A.2.2. INVARIANCE, STABILITY AND ROBUSTNESS

**Definition A.5.** (Positively Invariant Set) A set  $\mathcal{X} \subseteq \mathbb{R}^n$  is said to be positively invariant (PI) for a dynamical system under an input  $u \in \mathcal{U} \subseteq \mathbb{R}^m$  if

$$f(x, u) \in \mathcal{X}, \forall x \in \mathcal{X}. \quad (25)$$

**Definition A.6.** (Robustly Positively Invariant Set) The set  $\mathcal{X} \subseteq \mathbb{R}^n$  is said to be *robustly positively invariant* (RPI) to additive input perturbations  $w \in \mathcal{W}$  if  $\mathcal{X}$  is PI for any input  $\tilde{u} = u + w$ ,  $u \in \mathcal{U}, \forall w \in \mathcal{W}$ .

**Definition A.7.** (Asymptotic Stability) The system Eq. (24) is called Globally Asymptotically Stable around its equilibrium point  $\bar{x}$  if it satisfies the following two conditions:

1. **Stability.** Given any  $\epsilon > 0$ ,  $\exists \delta_1 > 0$  such that if  $\|x(t_0) - \bar{x}\| < \delta_1$ , then  $\|x(t) - \bar{x}\| < \epsilon, \forall t > t_0$ .
2. **Attractivity.**  $\exists \delta_2 > 0$  such that if  $\|x(t_0) - \bar{x}\| < \delta_2$ , then  $x(t) \rightarrow \bar{x}$  as  $t \rightarrow \infty$ .

If only the first condition is satisfied, then the system is *globally stable*. If both conditions are satisfied only for some  $\epsilon(x(0)) > 0$  then the stability properties hold only locally and the system is said to be *locally asymptotically stable*.

Local stability in a PI set  $\mathcal{X}$  is equivalent to the existence of a  $\mathcal{KL}$ -function  $\beta$  and a finite constant  $\delta \geq 0$  such that:

$$\|x(k) - \bar{x}\| \leq \beta(\|x(0) - \bar{x}\|, k) + \delta, \forall x(0) \in \mathcal{X}, k \geq 0. \quad (26)$$

If  $\delta = 0$  then the system is *asymptotically stable*. If the positively-invariant set is  $\mathcal{X} = \mathbb{R}^n$  then stability holds *globally*.

<sup>6</sup>The concept of controllability is not introduced here. In the case of deep networks we just need  $B$  to be non-zero to provide input skip connections. For the general case of time-series identification and control, please refer to the definitions in (Sontag, 1998).

Define the system output as  $y(k) = \psi(x(k))$ , where  $\psi$  is a continuous, Lipschitz function. Input-to-Output stability provides a natural extension of asymptotic stability to systems with inputs or additive uncertainty<sup>7</sup>.

**Definition A.8.** (Input-Output (practical) Stability) Given an RPI set  $\mathcal{X}$ , a constant nominal input  $\bar{u}$  and a nominal steady state  $\bar{x}(\bar{u}) \in \mathcal{X}$  such that  $\bar{y} = \psi(\bar{x})$ , the system Eq. (24) is said to be *input-output (practically) stable to bounded additive input perturbations* (IOpS) in  $\mathcal{X}$  if there exists a  $\mathcal{KL}$ -function  $\beta$  and a  $\mathcal{K}_\infty$  function  $\gamma$  and a constant  $\zeta > 0$ :

$$\begin{aligned} \|y(k) - \bar{y}\| &\leq \beta(\|y(0) - \bar{y}\|, k) + \gamma(\|w\|) + \zeta, \quad \forall x(0) \in \mathcal{X}, \\ u &= \bar{u} + w, \quad \bar{u} \in \mathcal{U}, \quad \forall w \in \mathcal{W}, \quad \forall k \geq 0. \end{aligned} \quad (27)$$

**Definition A.9.** (Input-Output (Robust) Stability) Given an RPI set  $\mathcal{X}$ , a constant nominal input  $\bar{u}$  and a nominal steady state  $\bar{x}(\bar{u}) \in \mathcal{X}$  such that  $\bar{y} = \psi(\bar{x})$ , the system Eq. (24) is said to be *input-output (robustly) stable to bounded additive input perturbations* (IOS) in  $\mathcal{X}$  if there exists a  $\mathcal{KL}$ -function  $\beta$  and a  $\mathcal{K}_\infty$  function  $\gamma$  such that:

$$\begin{aligned} \|y(k) - \bar{y}\| &\leq \beta(\|y(0) - \bar{y}\|, k) + \gamma(\|w\|), \quad \forall x(0) \in \mathcal{X}, \\ u &= \bar{u} + w, \quad \bar{u} \in \mathcal{U}, \quad \forall w \in \mathcal{W}, \quad \forall k \geq 0. \end{aligned} \quad (28)$$

### A.3. Jacobian Condition for Stability

The 1-step state transfer Jacobian for tied weights is:

$$J(x(k), u) = \frac{\partial f(x(k), u)}{\partial x(k)} = I + h \frac{\partial \sigma(\Delta x(k))}{\partial \Delta x(k)} A = I + h \sigma'(\Delta x(k)) A. \quad (29)$$

Recall, from the main paper, that the following stability condition is introduced:

**Condition.** (Condition 1 from *main paper*)

For any  $\underline{\sigma} > 0$ , the Jacobian satisfies:

$$\bar{\rho} = \sup_{(x,u) \in \mathcal{P}} \rho(J(x, u)) < 1, \quad (30)$$

where  $\rho(\cdot)$  is the spectral radius.

### A.4. Stability Result for Tied Weights

Stability of NAIS-Net is described in Theorem 1 from the main paper. For the sake of completeness, a longer version of this theorem is introduced here and will be proven in Section C. Note that proving the following result is equivalent to proving Theorem 1 in the main paper.

**Theorem 1.** (Asymptotic stability for shared weights)

If Condition 1 holds, then NAIS-Net with ReLU or *tanh* activations is Asymptotically Stable with respect to *input dependent* equilibrium points. More formally:

$$x(k) \rightarrow \bar{x} \in \mathbb{R}^n, \quad \forall x(0) \in \mathcal{X} \subseteq \mathbb{R}^n, \quad u \in \mathbb{R}^m. \quad (31)$$

The trajectory is described by:

$$\|x(k) - \bar{x}\| \leq \bar{\rho}^k \|x(0) - \bar{x}\| \quad (32)$$

where  $\|\cdot\|$  is a suitable matrix norm and  $\bar{\rho} < 1$  is given in Eq. (30).

In particular:

1. With *tanh* activation, the steady state is independent of the initial state, namely,  $x(k) \rightarrow \bar{x} \in \mathbb{R}^n, \quad \forall x(0) \in \mathbb{R}^n$ .

The steady state is given by:

$$\bar{x} = -A^{-1}(Bu + b).$$

The network is Globally Asymptotically Stable with respect to  $\bar{x}$ .

<sup>7</sup>Here we will consider only the simple case of  $y(k) = x(k)$ , therefore we can simply use notions of Input-to-State Stability (ISS).

2. If the activation is  $\tanh$  then the network is Globally Input-Output (robustly) Stable for any input perturbation  $w \in \mathbb{R}^m$ . The trajectory is described by:

$$\|x(k) - \bar{x}\| \leq \bar{\rho}^k \|x(0) - \bar{x}\| + \gamma(\|w\|), \quad (33)$$

with input-output gain

$$\gamma(\|w\|) = h \frac{\|B\|}{(1 - \bar{\rho})} \|w\|. \quad (34)$$

If  $\|w\| \leq \mu$ , then the following set is robustly positively invariant:

$$\mathcal{X} = \{x \in \mathbb{R}^n : \|x - \bar{x}\| \leq \gamma(\mu)\}. \quad (35)$$

In other words:

$$x(0) \in \mathcal{X} \Rightarrow x(k) \in \mathcal{X}, \forall k > 0. \quad (36)$$

3. In the case of ReLU activation, the network admits multiple equilibria,  $\bar{x}$ , and is Locally Asymptotically Stable with respect to each  $\bar{x}$ . In other words

$$x(k) \rightarrow \bar{x} \in \bar{\mathcal{X}} \subset \mathbb{R}^n, \forall x(0) \in \mathbb{R}^n.$$

The steady state  $\bar{x}$  is determined by a continuous piece-wise linear function of the input and the of initial condition. All network steady states are also contained in the set:

$$\bar{\mathcal{X}} = \{\bar{x} \in \mathbb{R}^n : A\bar{x} + Bu + b \leq 0\}. \quad (37)$$

Moreover, if  $A_{i\bullet}x + B_{i\bullet}u + b_i < 0$  is verified for some  $i$  and for a finite unroll length,  $\bar{k}_i \geq 0$ , then we have that:

$$x_i(\bar{k}_i + t) = x_i(\bar{k}_i) = \bar{x}_i, \forall t \geq 0. \quad (38)$$

4. If the activation is ReLU, then the network is Globally Input-Output practically Stable. The trajectory is described by:

$$\|x(k) - \bar{x}\| \leq \bar{\rho}^k \|x(0) - \bar{x}\| + \gamma(\|w\|) + \zeta. \quad (39)$$

The input-output gain is given by Eq. (34), and the constant  $\zeta > 0$  is the norm ball radius for the initial condition, namely,

$$\mathcal{X} = \{x \in \mathbb{R}^n : \|x - \bar{x}\| \leq \zeta\}.$$

If the additive input perturbation satisfies  $\|w\| \leq \mu$ , then the state converges to the ultimate bound:

$$\tilde{\mathcal{X}} = \{x \in \mathbb{R}^n : \|x - \bar{x}\| \leq \zeta + \gamma(\mu)\}. \quad (40)$$

In other words:

$$\exists \tilde{\mathcal{X}}, \mathcal{X} \subset \tilde{\mathcal{X}} \subset \mathbb{R}^n : x(0) \in \mathcal{X} \Rightarrow x(k) \rightarrow \tilde{\mathcal{X}}, \quad (41)$$

for any input perturbations,  $w$ . The perturbed steady state for a constant  $w$  depends also on the initial condition and it is a point in the set:

$$\tilde{\mathcal{X}}^w = \{\tilde{x} \in \mathbb{R}^n : A\tilde{x} + B(\bar{u} + w) + b \leq 0\}, \quad (42)$$

where  $u = \bar{u} + w$  and  $\bar{u}$  is the nominal input.

## B. Non-Autonomous ResNet with Untied Weights

### B.1. Proposed Network with Untied Weights

The proposed network architecture with skip connections and our robust stability results can be extended to the untied weight case. In particular, a single NAIS-Net block is analysed, where the weights are not shared throughout the unroll.

### B.1.1. FULLY CONNECTED LAYERS

Consider in the following Deep ResNet with input skip connections and untied weights:

$$x(k+1) = f(x(k), u, k) = x(k) + h\sigma\left(A(k)x(k) + B(k)u + b(k)\right), \quad (43)$$

where  $k$  indicates the layer,  $u$  is the input data,  $h > 0$ , and  $f$  is a continuous, differentiable function with bounded slope. The activation operator  $\sigma$  is a vector of (element-wise) instances of a non-linear activation function. In the case of tied weights, the DNN Eq. (43) can be seen as a finite unroll of an RNN, where the layer index  $k$  becomes a time index and the input is passed through the RNN at each time steps. This is fundamentally a linear difference equation also known as a discrete time dynamic system. The same can be said for the untied case with the difference that here the weights of the RNN will be time varying (this is a time varying dynamical system).

### B.1.2. CONVOLUTIONAL LAYERS

For convolutional networks, the proposed layer architecture can be extended as:

$$\begin{aligned} X(k+1) &= F(X(k), U, k) \\ &= X(k) + h\sigma\left(C(k) * (k) + D(k) * U + E(k)\right), \end{aligned} \quad (44)$$

where  $X^{(i)}(k)$ , is the layer state matrix for channel  $i$ , while  $U^{(j)}$ , is the layer input data matrix for channel  $j$  (where an appropriate zero padding has been applied) at layer  $k$ . An equivalent representation to Eq. (44), for a given layer  $k$ , can be computed in a similar way as done for the tied weight case in Appendix D.2. In particular, denote the matrix entries for the filter tensors  $C(k)$  and  $D(k)$  and  $E(k)$  as follows:  $C_{(i)}^{(c)}(k)$  as the state convolution filter from state channel  $i$  to state channel  $c$ , and  $D_{(j)}^{(c)}(k)$  is the input convolution filter from input channel  $j$  to state channel  $c$ , and  $E^{(c)}(k)$  is a bias matrix for the state channel  $c$ .

Once again, convolutional layers can be analysed in a similar way to fully connected layers, by means of the following vectorised representation:

$$x(k+1) = x(k) + h\sigma\left(A(k)x(k) + B(k)u + b(k)\right). \quad (45)$$

By means of the vectorised representation Eq. (45), the theoretical results proposed in this section will hold for both fully connected and convolutional layers.

### B.2. Non-autonomous set

Recall that, for a tanh activation, for each layer  $k$  we have a different set  $\mathcal{P}(k) \subseteq \mathbb{R}^{n \times m}$  (with  $\mathcal{P}(k) = \mathbb{R}^{n \times m}$  for  $\epsilon \rightarrow 0$ ). For ReLU activation, we have instead:

$$\mathcal{P} = \mathcal{P}(k) = \{(x, u) \in \mathbb{R}^{n \times m} : A(k)x + B(k)u + b(k) > 0\}. \quad (46)$$

### B.3. Stability Definitions for Untied Weights

For the case of untied weights, let us consider the origin as a reference point ( $\bar{x} = 0$ ,  $\bar{u} = 0$ ) as no other steady state is possible without assuming convergence for  $A(k)$ ,  $B(k)$ . This is true if  $u = 0$  and if  $b(k) = 0$ ,  $\forall k \geq \bar{k} \geq 0$ . The following definition is given for stability that is verified *uniformly* with respect to the changing weights:

**Definition B.1.** (Uniform Stability and Uniform Robustness) Consider  $\bar{x} = 0$  and  $\bar{u} = 0$ . The network origin is said to be *uniformly* asymptotically or simply uniformly stable and, respectively, uniformly practically stable (IOPs) or uniformly Input-Output Stable (IOS) if, respectively, Definition A.7, A.8 and A.9 hold with a unique set of describing functions,  $\beta$ ,  $\gamma$ ,  $\zeta$  for all possible values of the layer specific weights,  $A(k)$ ,  $B(k)$ ,  $b(k)$ ,  $\forall k \geq 0$ .

### B.4. Jacobian Condition for Stability

The state transfer Jacobian for untied weights is:

$$J(x(k), u, k) = \frac{\partial f(x(k), u, k)}{\partial x(k)} = I + h\sigma'(\Delta x(k)) A(k). \quad (47)$$

The following assumption extends our results to the untied weight case:



**Condition 2.** For any  $\bar{\sigma}' > 0$ , the Jacobian satisfies:

$$\bar{\rho} = \sup_{(x,u) \in \mathcal{P}} \sup_k \rho(J(x(k), u, k)) < 1, \quad (48)$$

where  $\rho(\cdot)$  is the spectral radius.

Condition Eq. (48) can be enforced during training for each layer using the procedures presented in the paper.

### B.5. Stability Result for Untied Weights

Recall that we have taken the origin as the reference equilibrium point, namely,  $\bar{x} = 0$  is a steady state if  $\bar{u} = 0$  and if  $b(k) = 0, \forall k \geq \bar{k} \geq 0$ . Without loss of generality, we will assume  $b(k) = 0, \forall k$  and treat  $u$  as a disturbance,  $u = w$ , for the robust case. The following result is obtained:

**Theorem 2.** (Main result for untied weights)

If Condition 2 holds, then NAIS-net with untied weights and with ReLU or tanh activations is Globally Uniformly Stable. In other words there is a set  $\bar{\mathcal{X}}$  that is an ultimate bound, namely:

$$x(k) \rightarrow \bar{\mathcal{X}} \subseteq \mathbb{R}^n, \forall x(0) \in \mathcal{X} \subseteq \mathbb{R}^n. \quad (49)$$

The describing functions are:

$$\begin{aligned} \beta(\|x\|, k) &= \bar{\rho}^k \|x\|, & \gamma(\|w\|) &= h \frac{\|\bar{B}\|}{(1 - \bar{\rho})} \|w\|, \\ \bar{B} &= \sup_k \|B(k)\|, \bar{\rho} < 1, \end{aligned} \quad (50)$$

where  $\|\cdot\|$  is the matrix norm providing the tightest bound to the left-hand side of Eq. (48), where  $\bar{\rho}$  is defined.

In particular, we have:

1. If the activation is tanh then the network is Globally Uniformly Input-Output robustly Stable for any input perturbation  $w \in \mathcal{W} = \mathbb{R}^m$ . Under no input actions, namely if  $u = 0$ , then the origin is Globally Asymptotically Stable. If  $u = w \in \mathcal{W}$  where  $\mathcal{W}$  is the norm ball of radius  $\mu$ , then the following set is RPI:

$$\mathcal{X} = \left\{ x \in \mathbb{R}^n : \|x\| \leq \bar{r} = \frac{h\|\bar{B}\|}{1 - \bar{\rho}} \mu \right\}. \quad (51)$$

2. If the activation is ReLU then the network with zero nominal input is Globally Uniformly Input-Output practically Stable for input perturbations in a compact  $\mathcal{W} \subset \mathbb{R}^m$ . The describing function are given by Eq. (50) and the constant term is  $\zeta = \bar{r}$ , where  $\bar{r}$  is the norm ball radius for the initial condition, namely,

$$\mathcal{X} = \{x \in \mathbb{R}^n : \|x(0)\| \leq \bar{r}\}. \quad (52)$$

This set is PI under no input action.

If  $u = w \in \mathcal{W}$  where  $\mathcal{W}$  is the norm ball of radius  $\mu$ , then the state converges to the following ultimate bound:

$$\bar{\mathcal{X}} = \left\{ x \in \mathbb{R}^n : \|x\| \leq \bar{r} + h \frac{\|\bar{B}\| \mu}{(1 - \bar{\rho})} \right\}. \quad (53)$$

Note that, if the network consists of a combination of fully connected and convolutional layers, then a single norm inequality with corresponding  $\beta$  and  $\gamma$  can be obtained by means of matrix norm identities. For instance, since for any norm we have that  $\|\cdot\|_q \leq \alpha \|\cdot\|_p$ , with  $\alpha > 0$ , one could consider the global describing function  $\beta(\cdot, \cdot) = \alpha \beta_p(\cdot, \cdot)$ . Similarly for  $\gamma$ .

## C. Stability Proofs

Stability of a system can then be assessed for instance by use of the so-called Lyapunov indirect method (Strogatz, 2015), (Khalil, 2014), (Sontag, 1998). Namely, if the linearised system around an equilibrium is stable then the original system is also stable. This also applies for linearisations around all possible trajectories if there is a single equilibrium point, as in our case. In the following, the bias term is sometimes omitted without loss of generality (one can add it to the input). Note

that the proofs are also valid for RNNs with varying input sequences  $u(k)$ , with asymptotic results for converging input sequences,  $u(k) \rightarrow \bar{u}$ . Recall that  $y(k) = x(k)$  by definition and let's consider the case of  $b(k) = 0$ ,  $\forall k$ , without loss of generality as this can be also assumed as part of the input.

The untied case is covered first. The proposed results make use of the 1-step state transfer Jacobian Eq. (47). Note that this is not the same as the full input-to-output Jacobian, for instance as the one defined in (Duvenaud et al., 2014). The full Jacobian will also contain the input to state map, given by Eq. (56), which does not affect stability. The input to state map will be used later on to investigate robustness as well as the asymptotic network behaviour. First, we will focus on stability, which is determined by the 1-step state transfer map. For the sake of brevity, denote the layer  $t$  state Jacobian from Eq. (47) as:

$$J(t) = I + h\sigma'(\Delta x(t))A(t), \forall t \geq 0.$$

Define the discrete time convolution sum as:

$$y_u(k) = \sum_{t=0}^{k-1} H(k-t)u(t), \quad k > 0, \quad y_u(0) = 0.$$

The above represent the *forced response* of a linear time invariant (LTI) system, namely the response to an input from a zero initial condition, where  $H$  is the (in the LTI case stationary) impulse response. Conversely, the *free response* of an autonomous system from a non-zero initial condition is given by:

$$y_{x_0}(k) = \left( \prod_{t=0}^{k-1} J(t) \right) x(0).$$

The free response tends to zero for an asymptotically stable system. Considering linearised dynamics allows us to use superposition, in other words, the linearised system response can be analysed as the sum of the free and forced response:

$$y(k) = y_{x_0}(k) + y_u(k).$$

Note that this is not true for the original network, just for its linearisation.

For the considered network, the forced response of the linearised (time varying) system to an impulse at time  $t$ , evaluated at time  $k$ , is given by:

$$H(k, t) = h\sigma'(\Delta x(t))B(t), \text{ if } k = t + 1, \quad (54)$$

$$H(k, t) = \left( \prod_{l=t}^{k-2} J(l+1) \right) h\sigma'(\Delta x(t))B(t), \quad \forall k \geq t + 2. \quad (55)$$

Therefore, the forced response of the linearised system is:

$$\begin{aligned} y_u(k) &= h\sigma'(x(k-1), u(k-1))B(k-1)u(k-1) \\ &\quad + \sum_{t=0}^{k-2} \left( \prod_{l=t}^{k-2} J(l+1) \right) h\sigma'(\Delta x(t))B(t)u(t) \\ &= \sum_{t=0}^{k-1} H(k, t)u(t). \end{aligned} \quad (56)$$

Note that:

$$\|H(k, t)\| \leq h \sup_{(x, u) \in \mathcal{P}, j} \|J(x, u, j)\|^{(k-t-1)} \|B(j)\|, \quad \forall k, t \geq 0$$

since  $\|\sigma'\| \leq 1$ .

To prove our results, we will use the fact that the network with tanh or ReLU activation is globally Lipschitz, and that the activation functions have Lipschitz constant  $M = 1$  with respect to any norm. This follows from the fact that:

$$\sup_{\Delta x \in \mathbb{R}^n} \max_i |\sigma'_{ii}(\Delta x)| = 1.$$

This means that the trajectory norm can be upper bounded inside  $\mathcal{P} \subseteq \mathbb{R}^{n \times m}$  by means of:

$$\|f(x, u, k)\| \leq \sup_{(x,u) \in \mathcal{P}} \sup_k \|J(x, u, k)\| \|x\| + \sup_{(x,u) \in \mathcal{P}} \sup_k \sum_{t=0}^{k-1} \|H(k, t)\| \|u\| \quad (57)$$

For a non-zero steady state  $\bar{x}$  we can define the error function:

$$e(k) = x(k) - \bar{x}, \quad (58)$$

From the fact that the network equation is globally Lipschitz and that  $f(\bar{x}, \bar{u}) = \bar{x}$ , we can show that the function that maps  $e(k)$  into  $e(k+1)$  is also Lipschitz for all  $k$ . In particular, denoting  $e(k+1)$  as simply  $e^+$  and dropping the index  $k$  for the sake of notation, we have the following:

$$\begin{aligned} \|e^+\| &= \|f(x, \bar{u}) - \bar{x}\| = \|f(x, \bar{u}) - f(\bar{x}, \bar{u})\| \\ &= \|x + h\sigma(Ax + B\bar{u} + b) - \bar{x} - h\sigma(A\bar{x} + B\bar{u} + b)\| \\ &\leq \sup_{(x,u) \in \mathcal{P}} \sup_t \left( \|I + h\sigma'(\Delta x(t))A\| \|x - \bar{x}\| \right) + h\|B\bar{u} - B\bar{u} + b - b\| \\ &= \sup_{(x,u) \in \mathcal{P}} \sup_t \left( \|I + h\sigma'(\Delta x(t))A\| \|x - \bar{x}\| \right). \end{aligned} \quad (59)$$

Note that, at the next step, we also have:

$$\begin{aligned} \|f(f(x, \bar{u}), \bar{u}) - \bar{x}\| &= \|f(f(x, \bar{u}), \bar{u}) - f(f(\bar{x}, \bar{u}), \bar{u})\| \\ &\leq \sup_{(x,u) \in \mathcal{P}} \sup_t \left( \|I + h\sigma'(\Delta x(t))A\| \|f(x, \bar{u}) - f(\bar{x}, \bar{u})\| \right) \\ &\quad + h\|B\bar{u} - B\bar{u} + b - b\| \\ &= \sup_{(x,u) \in \mathcal{P}} \sup_t \left( \|I + h\sigma'(\Delta x(t))A\| \|f(x, \bar{u}) - f(\bar{x}, \bar{u})\| \right) \\ &= \sup_{(x,u) \in \mathcal{P}} \sup_t \left( \|I + h\sigma'(\Delta x(t))A\| \|f(x, \bar{u}) - \bar{x}\| \right) \\ &\leq \sup_{(x,u) \in \mathcal{P}} \sup_t \left( \|I + h\sigma'(\Delta x(t))A\|^2 \|x - \bar{x}\| \right). \end{aligned} \quad (60)$$

and therefore, by induction it also follows that the trajectory at time  $k$  satisfies:

$$\begin{aligned} \|\circ_{t=0}^k f(x, \bar{u}) - \bar{x}\| &= \|f \circ f \circ \dots \circ f(f(x, \bar{u})) - \bar{x}\| \\ &\leq \left( \sup_{(x,u) \in \mathcal{P}} \sup_t \|I + h\sigma'(\Delta x(t))A\| \right)^k \|x - \bar{x}\| = \rho^k \|x - \bar{x}\| \end{aligned} \quad (61)$$

By definition of  $\mathcal{P}$ , from the above we have that, for tanh activation, the network trajectory with respect to an equilibrium point  $\bar{x}$ , can be upper bounded in norm by the trajectory of the linearization while in  $\mathcal{P}$ . In the limit case of  $\bar{\sigma}' \rightarrow 0$  the bound becomes *global* as  $\mathcal{P} \rightarrow \mathbb{R}^{n \times m}$ . On the other hand, for ReLU activation the upper bounds are valid only *locally*, in  $\mathcal{P}$  itself. These considerations will be used to prove our main results.

*Proof.* (Proof of Theorem 2: Main result for untied weights) In the untied weight case the network does not admit non-zero steady states, as the matrices  $A(k)$  and  $B(k)$  are not assumed to converge with increasing  $k$ . Let us therefore consider the origin as our reference point, namely,  $(\bar{x} = 0, \bar{u} = 0)$ . Therefore, for the robust results we will consider the input  $u = w$ . The proof can now proceed by norm bounding the superposition of the free and forced response. Recall that  $y(k) = x(k)$  by definition and consider  $b(k) = 0, \forall k$ , without loss of generality. Now, if  $(x, u) \in \mathcal{P}$ , for the linearised system we have the

following:

$$\begin{aligned}
 \|x(k) - \bar{x}\| &= \|e(k)\| \\
 &\leq \sup_{(x,u) \in \mathcal{P}} \sup_j \|J(x,u,j)\|^k \|e(0)\| + \sum_{t=0}^{k-1} \|H(k,t)\| \|w(t)\| \\
 &\leq \bar{\rho}^k \|e(0)\| + h \sum_{t=0}^{k-1} \bar{\rho}^{k-t-1} \sup_j \|B(j)\| \|w\| \\
 &\leq \beta(\|e(0)\|, k) + \gamma(\|w\|).
 \end{aligned} \tag{62}$$

In the above, we have defined:

$$\begin{aligned}
 \beta(\|e\|, k) &= \bar{\rho}^k \|e\|, \\
 \gamma(\|w\|) &= h \frac{\|\bar{B}\|}{(1 - \bar{\rho})} \|w\|, \\
 \bar{B} &= \sup_j \|B(j)\|, \quad \bar{\rho} < 1.
 \end{aligned} \tag{63}$$

In Eq. (62), we have used the fact that if  $\rho(J) < 1$  then there exist a suitable matrix norm  $\|\cdot\|$  and a constant  $\bar{\rho} < 1$  such that  $\|J\| \leq \bar{\rho}$ . This stems directly from Theorem 5.6.12, page 298 of (Horn & Johnson, 2012). In our case,  $\bar{\rho} < 1$  is verified when  $(x, u) \in \mathcal{P}$  since, from Condition 2, we have that  $\sup_{(x,u) \in \mathcal{P}} \sup_j \rho(J(x, u, j)) < 1$ . Outside the region  $\mathcal{P}$ , however, we need to consider the specific activation functions: for *tanh*, the region  $\mathcal{P}$  can be taken to be any subset of the reals, therefore being outside this set as  $\mathcal{P} \rightarrow \mathbb{R}^{n \times m}$  contradicts asymptotic stability.<sup>8</sup> For ReLU activation, being outside  $\mathcal{P}$  means that (at least part of) the system is autonomous and therefore the network is simply stable and Input-Output practically stable.

Theorem statements are proven as follows:

1. Global Stability follows from point 2 by taking  $\bar{x} = 0$  and  $\delta = \gamma(\|u\|)$ .
2. Note that, the condition  $(x(t), u) \notin \mathcal{P}$  is only possible for ReLU activations, since for *tanh* activation we have that  $\mathcal{P} \rightarrow \mathbb{R}^{n \times m}$  for  $\bar{\sigma}' \rightarrow 0$  and this would contradict stability result Eq. (62) inside the set. This means that Eq. (62) holds globally and therefore the considered network with tanh activations is Input-Output stable for a real-valued input  $u$ . Same considerations apply for the robust case with an additive perturbation  $w \in \mathbb{R}^m$ .

In order to show the existence of a robust positively invariant set, consider the candidate set:

$$\mathcal{X} = \left\{ x \in \mathbb{R}^n : \|e\| = \|x - \bar{x}\| \leq \bar{r} = \frac{r}{1 - \bar{\rho}} \right\}, \tag{64}$$

and the disturbance set:

$$\mathcal{W} = \{w \in \mathbb{R}^m : \|w\| \leq \mu\}. \tag{65}$$

Then from the IOS inequality we have that, if  $x(0) \in \mathcal{X}$  and  $w \in \mathcal{W}$ , the bound  $\mu$  can be computed so that  $\mathcal{X}$  is RPI. To construct the bound, it is sufficient to have the following condition to hold  $\forall k \geq 0$ :

$$\|e(k)\| \leq \bar{\rho}^k \|e(0)\| + \frac{h\|B\|}{(1 - \bar{\rho})} \|w\| \leq \bar{r}, \quad \forall w : \|w\| \leq \mu. \tag{66}$$

<sup>8</sup>Note that, when using tanh, in the limit case of  $\bar{\sigma}' = 0$ ,  $\mathcal{P} = \mathbb{R}^{n \times m}$  the system becomes simply stable. This is a small subtlety in our result for tanh, which could be defined as *almost global* or more formally *valid in every bounded subset of reals*. However, from the steady state analysis (to follow) and the contraction result we can see that  $\bar{\sigma}' = 0$  is highly unlikely to happen in practise.



The above is verified  $\forall k \geq 0$  if the bound  $\mu$  satisfies by the following sufficient condition when  $\|e(0)\| \geq \bar{r}$ :

$$\begin{aligned}
 \|e(k)\| &\leq \bar{\rho}^{k-1}\|e(0)\| + \bar{\rho}^{k-1}(\bar{\rho} - 1)\|e(0)\| + \frac{h\|\bar{B}\|}{(1 - \bar{\rho})}\|w\| \\
 &\leq \bar{\rho}^{k-1}\|e(0)\| + (\bar{\rho} - 1)\|e(0)\| \sup_j \sum_{t=0}^j \bar{\rho}^{j-t} + \frac{h\|\bar{B}\|}{(1 - \bar{\rho})}\|w\| \\
 &= \bar{\rho}^{k-1}\|e(0)\| - \frac{(1 - \bar{\rho})}{(1 - \bar{\rho})}\|e(0)\| + \frac{h\|\bar{B}\|}{(1 - \bar{\rho})}\|w\| \\
 &\leq \bar{\rho}^{k-1}\|e(0)\| \leq \|e(0)\| \\
 &\leq \bar{\rho}^{k-1}\bar{r} \leq \bar{r}, \text{ IF } \|e(0)\| = \bar{r} \\
 &\Leftrightarrow \frac{h\|\bar{B}\|}{(1 - \bar{\rho})}\|w\| \leq \|e(0)\| \geq \bar{r} \\
 &\Leftrightarrow \frac{r}{(1 - \bar{\rho})} \geq \frac{h\|\bar{B}\|_2}{(1 - \bar{\rho})}\|u\| \\
 &\Leftrightarrow r \geq h\|\bar{B}\|\|w\| \\
 &\Leftrightarrow \|w\| \leq \frac{r}{h\|\bar{B}\|} = \mu.
 \end{aligned} \tag{67}$$

This will not necessarily hold in the interior of the set but it will hold outside and on the boundary of this compact set. Therefore the set  $\mathcal{X}$  is invariant under  $u = \bar{u} + w$ , with  $w \in \mathcal{W}$ , namely, no solution starting inside  $\mathcal{X}$  can pass its boundary under any  $w \in \mathcal{W}$ . Note that, for tanh activations, this result holds globally. Conversely, given a bound  $\mu$  for  $\mathcal{W}$ , we can compute  $\bar{r}$  such that there is a set  $\mathcal{X}$  that is RPI, namely:

$$\mathcal{X} = \left\{ x \in \mathbb{R}^n : \|x\| \leq \bar{r} = \frac{h\|\bar{B}\|}{1 - \bar{\rho}}\mu \right\}. \tag{68}$$

3. Global Stability follows from point 4 by taking  $\bar{x} = 0$  and  $\delta = \gamma(\|u\|) + \zeta$ .
4. For ReLU activations, the set  $\mathcal{P}(k)$  does not cover the entire  $\mathbb{R}^n$ . This complicates the analysis further as the output  $i$  of the network layer  $k$  becomes autonomous when  $(x(k), u) \notin \mathcal{P}_i(k)$ . In particular, if at any  $k = t$  we have  $(x(t), u) \notin \mathcal{P}_i(t)$  then we also have that:

$$\begin{aligned}
 x_i(t+1) = x_i(t) &\Rightarrow \|e(t+1)\| \leq \beta(\|e(0)\|, t) + \gamma(\|w\|) \\
 &\leq \beta(\|e(0)\|, t+1) + \gamma(\|w\|) + \zeta_t,
 \end{aligned} \tag{69}$$

where:

$$\zeta_t = \sup_{x(0) \in \mathcal{X}} \left( \beta(\|e(0)\|, t) - \beta(\|e(0)\|, t+1) \right) = \sup_{x(0) \in \mathcal{X}} \bar{\rho}^t(1 - \bar{\rho})\|e(0)\|. \tag{70}$$

Where  $\mathcal{X} = \{x \in \mathbb{R}^n : \|x - \bar{x}\| \leq \bar{r}\}$  is a bounded set of initial states. From the last two equations we can satisfy the IOpS condition, with:

$$\|e(k)\| \leq \beta(\|e(0)\|, k) + \gamma(\|w\|) + \zeta, \tag{71}$$

$$\zeta = \sup_k \sum_{j=0}^k \zeta_j = \frac{(1 - \bar{\rho})}{(1 - \bar{\rho})}\bar{r} = \bar{r}. \tag{72}$$

From the above we can notice that the set  $\mathcal{X}$  is positively invariant if  $u = \bar{u}$ . If instead  $u = \bar{u} + w$  with  $w \in \mathcal{W} = \{w \in \mathbb{R}^m : \|w\| \leq \mu\}$  then, by taking the sup over this set of the gain  $\gamma$ , and over  $k$  of the IOpS inequality Eq. (71), we have the ultimate bound  $\bar{\mathcal{X}}$  defined by:

$$\bar{\mathcal{X}} = \left\{ x \in \mathbb{R}^n : \|x - \bar{x}\| \leq \bar{r} + h\frac{\|\bar{B}\|\mu}{(1 - \bar{\rho})} \right\}, \tag{73}$$

such that  $x(0) \in \mathcal{X} \subset \bar{\mathcal{X}} \Rightarrow x(k) \rightarrow \bar{\mathcal{X}}$  as  $k \rightarrow \infty$ . Therefore, since  $\bar{x} = 0$ , for ReLU activations in the untied case we have global uniform Input-Output practical stability around the origin.

□

We are now ready to prove Theorem 1 and its shorter version from the *main paper*.

*Proof.* (Proof of Theorem 1: Asymptotic stability for shared weights)

1. Recall that we have assumed that, for a tanh activation function, the network dynamics can be globally approximated by its linearisation. In the case of tied weights we have, for tanh activation, the steady state condition:

$$\bar{x} = \bar{x} + h \tanh(A\bar{x} + Bu + b) \Leftrightarrow A\bar{x} + Bu + b = 0. \quad (74)$$

The network has a unique input-dependant steady state  $\bar{x}$  with steady state gain  $G : \|H(k)\| \rightarrow G$ , given by, respectively<sup>9</sup>:

$$\bar{x} = -A^{-1}(Bu + b), \quad (75)$$

$$G = \left\| \frac{\partial \bar{x}}{\partial u} \right\| = \frac{\|B\|}{\|A\|}. \quad (76)$$

From this point and the above considerations in the proof of Theorem 2 we will now prove that in the case of tied weights, the network with tanh activation is Globally Asymptotically Stable with equilibrium  $\bar{x}$  given by Eq. (75). In order to do this we will again use the linearized system and apply superposition of the free response with the forced response. In particular, from the proof of Theorem 2 part 1 and from Eq. (61) we that the free response of  $x(k) - \bar{x}$ , for any steady state  $\bar{x}$ , is norm bounded by:

$$\beta(\|e(k)\|) = \bar{\rho}^k \|x(0) - \bar{x}\|,$$

which vanishes asymptotically. Conversely, recall that the forced response (of the linearised system) to the input  $u$  is given by the discrete convolution Eq. (56). This convolution converges for any chosen linearisation point as  $\bar{\rho} < 1$ . Therefore, by linearising around any  $\bar{x}$ , we have:

$$x(k) \rightarrow (I - J(\bar{x}, u))^{-1} h \sigma'(\bar{x}, u)(Bu + b) = -A^{-1}(Bu + b),$$

thus providing the desired Global Asymptotic Stability result.

2. From the fact that the network function is Lipschitz, the network is also Globally Input-Output Robustly Stable, as shown for the case of untied weights in the proof of Theorem 2, part 2. Moreover, from Eq. (61) we have that the IOS property holds also around any nominal equilibrium point  $\bar{x}$ .
3. For ReLU activations, the network dynamics is piece-wise linear, and sub-differentiable. In particular, the network has  $2^n$  possible 1-step transitions, namely 2 possible ones for each dimension. We will proceed by enumeration of all possible dynamics transistions. First of all, we have that:

$$\mathcal{P} = \{(x, u) \in \mathbb{R}^n : Ax + Bu + b > 0\}, \quad (77)$$

$$\mathcal{P}_i = \{(x, u) \in \mathbb{R}^n : A_{i\bullet}x + B_{i\bullet}u + b_i > 0\}. \quad (78)$$

The network state at the next step is then given by:

$$x_i^+ = \begin{cases} x_i + h(A_{i\bullet}x + B_{i\bullet}u + b_i) & IF -A_{i\bullet}x \leq (B_{i\bullet}u + b_i), \\ x_i & IF -A_{i\bullet}x > (B_{i\bullet}u + b_i). \end{cases} \quad (79)$$

The activation slope for the  $i$ -th coordinate is the set valued:

$$\sigma'_{ii}(\Delta x) \in \begin{cases} \{1\}, & IF -A_{i\bullet}x < (B_{i\bullet}u + b_i) \\ \{0\}, & IF -A_{i\bullet}x > (B_{i\bullet}u + b_i) \\ [0, 1], & IF -A_{i\bullet}x = (B_{i\bullet}u + b_i) \end{cases} \quad (80)$$

The Jacobian is again given by:

$$J(x, u) = I + \sigma'(\Delta x)A. \quad (81)$$

<sup>9</sup>Note that the matrix  $A$  is invertible by construction.

Clearly, if  $(x(k), u) \in \mathcal{P}$ ,  $\forall k$  then the system is linear and time invariant. In this region the system is linear and it has a unique, input-dependant steady state, given by:

$$\bar{x} = -A^{-1}(Bu + b), \quad (82)$$

which is a point on the the boundary of  $\mathcal{P}$  for the limit case of  $\bar{\sigma} = 0$ .

In general, we cannot expect  $(x(k), u) \in \mathcal{P}$ ,  $\forall k$ . We can instead expect that the network steady state will be either on the boundary of  $\mathcal{P}$  or outside the set. In particular, if  $(x(k), u) \notin \mathcal{P}$  for some  $k$  then  $\exists i : x_i(k+t) = x_i(k)$ ,  $\forall t \geq 0$  and therefore part of the network states will become autonomous from layer  $k$ , making the network simply stable (not asymptotically stable). Consider the case in which, at some time  $k$ , we have  $(x(k), u) \notin \mathcal{P}_i$  (for example in  $\mathcal{N}_i$ ). In this case we have that  $x_i(k+t) = x_i(k)$ ,  $\forall t \geq 0$  and the network state will be free to change in its remaining dimensions with the  $i$ -th one being in steady state. For the remaining dimensions, we can take out  $x_i$  and consider its effect as an additional bias element. This will result in a smaller state space  $\tilde{x} = [x_j, \dots, x_n]^T$  except for  $x_i$ , with state transfer matrix  $I + h\tilde{A}$ , where  $\tilde{A}$  consists of all elements of  $A$ , without the  $i$ -th row and column. Same for  $\tilde{B}$  having the elements of  $B$  except the  $i$ -th row. Note that  $\tilde{A}$  still has eigenvalues in the same region as  $A$  and is therefore negative definite and invertible. For this new system we have two possibilities: in the first case the trajectory stays in  $\mathcal{N}_i$  all the time and the steady states for all dimensions except  $i$  are given by:

$$\tilde{\bar{x}} = \tilde{A}^{-1}(\tilde{B}u + \tilde{b} + \tilde{J}\bar{x}_i) \quad (83)$$

where  $\tilde{J}$  is a diagonal matrix containing the  $i$ -th column of  $J$  except for the  $i$ -th element. The other possibility is that at some point we also have that  $(x(k), u) \notin \mathcal{P}_j$  for some other  $j$  (they also can be more than one at the time) in which case one can reduce the state space again and repeat as above. We have therefore shown that the system is Asymptotically Stable and the trajectory tends to a point belonging to the set  $\mathcal{X} = \{(x, u) \in \mathbb{R}^{n \times m}, Ax + Bu + b \leq 0\}$ . Note that the network trajectory depends on the initial condition, and the fact that  $(x(k), u) \in \mathcal{P}_i$  at time  $k$  is also dependent on  $x(0)$ . Therefore the steady-state will also depend on the initial condition<sup>10</sup>, namely,  $\bar{x}$  and the network is Locally Asymptotically stable with respect to the specific  $\bar{x}$ . Now, the set of  $x(0)$  mapping into  $\bar{x}$  given  $u$  for which the system is either stable or autonomous is the full set of reals. Therefore the network is stable everywhere. Finally, since the network dynamics are continuous and piece-wise affine over a partition of adjacent polyhedra, the function determining the steady states is also continuous and piece-wise affine.

4. To prove Input-Output practical Stability, note that each combination of different vector fields that make up  $f(x, u)$  provides a vector field that is Input-Output Stable. Moreover,  $f$  is continuous and so is the map between  $(x(0), u)$  and the steady state  $\bar{x}$ . We can therefore fix the steady state and take the worst case IOPs gain for each value of the vector field to provide suitable upper bounds for the IOPs definition to be satisfied<sup>11</sup> as in proof of Theorem 2, part 4.

□

Note that the gain  $\gamma(\cdot)$  can be used, for instance, as a regularizer to reduce the effect of input perturbations on the output of the network.

## D. Proof of Constraint Implementation

In this section, the proposed implementation for fully connected and convolutional layers is shown to be sufficient to fulfil the stability constraint on the Jacobian spectral radius.

### D.1. Proof of Fully Connected Implementation

Recall Algorithm 1 from the main paper. The following result is obtained:

**Lemma 3.** The Jacobian stability condition,  $\rho(J(x, u)) < 1$ , is satisfied  $\forall (x, u) \in \mathcal{P}$  for the fully connected layer if  $h \leq 1$  and Algorithm 1 is used.

<sup>10</sup>Note that the union of all regions of initial conditions converging to a steady state is however the full  $\mathbb{R}^n$ . Note also that in our application the initial condition is always set to zero as done in the common RNN setting, however, this is not necessary for stability or any other properties.

<sup>11</sup>This follows from the fact that there is a region of the state-input space where the system becomes autonomous, namely, the (constant) input cannot affect the output any longer.

Since Lemma 3 is equivalent to Theorem 2 from the main paper, the former will be proven next.

*Proof.* (Proof of Lemma 3)

Recall that Algorithm 1 results in the following operation being performed after each training epoch:

$$\tilde{R} \leftarrow \begin{cases} \sqrt{\delta} \frac{R}{\sqrt{\|R^T R\|_F}} & \text{IF } \|R^T R\|_F > \delta \\ R, & \text{Otherwise,} \end{cases} \quad (84)$$

with  $\delta = 1 - 2\epsilon \in (0, 1)$ . Recall that

$$A = -R^T R - \epsilon I. \quad (85)$$

Then, Eq. (84) is equivalent to the update:

$$\tilde{A} \leftarrow \begin{cases} -\tilde{R}^T \tilde{R} - \epsilon I = -(1 - 2\epsilon) \frac{R^T R}{\|R^T R\|_F} - \epsilon I, & \text{IF } \|R^T R\|_F > 1 - 2\epsilon \\ A, & \text{Otherwise} \end{cases} \quad (86)$$

Eq. (84) guarantees that  $\|R^T R\|_F \leq (1 - 2\epsilon)$ . From the fact that the Frobenius norm is an upper bound of the spectral norm and because of symmetry we have that:

$$\rho(R^T R) = \|R^T R\|_2 \leq \|R^T R\|_F \leq 1 - 2\epsilon. \quad (87)$$

Recall that, from Eq. (85),  $A$  is negative definite and it only has real negative real eigenvalues. Recall also Lemma 2. Therefore, by applying the definition in Eq. (85) we have that  $R = 0 \Rightarrow A = -\epsilon I$ , then the eigenvalues of  $hA$  are always located within the interval  $[-h(1 - \epsilon), -h\epsilon]$ . This means that:

$$\rho(hA) \leq h \max\{\epsilon, 1 - \epsilon\}. \quad (88)$$

To complete the proof, recall that the network Jacobian is:

$$J(x, u) = I + h\sigma'(\Delta x)A.$$

We will now look at the specific activation functions:

1. For ReLU activation, we simply have that  $J(x, u) = I + hA$  in the set  $\mathcal{P}$ . Lemma 2 implies that  $I + hA$  has only real eigenvalues located in  $[1 - h(1 - \epsilon), 1 - h\epsilon]$  which, when  $h \in (0, 1]$ , implies that:

$$\bar{\rho} \leq \max\{1 - h(1 - \epsilon), 1 - h\epsilon\} < 1. \quad (89)$$

2. For tanh activations, since the matrix

$$\bar{A} = \frac{1}{2} \left( \sigma'(\Delta x)A + A^T (\sigma'(\Delta x))^T \right) \quad (90)$$

is symmetric,  $A$  is negative definite and  $\sigma'(\cdot)$  is diagonal with entries  $\sigma'_{ii}(\cdot) \in [\underline{\sigma}, 1]$  with  $0 < \underline{\sigma} \ll 1$  when  $(x, u) \in \mathcal{P}$ , then  $\bar{A}$  is also negative definite in this set. Therefore, in virtue of the observations at page 399-400 of (Horn & Johnson, 2012), we have that the real part of the eigenvalues of  $\sigma'(\Delta x)A$  is always less than zero in  $\mathcal{P}$ . Namely,

$$\text{RE}(\text{eig}(\sigma'(\Delta x)A)) < 0. \quad (91)$$

At the same time, by construction of  $A$  and again thanks to  $\sigma'_{ii}(\cdot) \in [\underline{\sigma}, 1]$  and  $\sigma'_{ij}(\cdot) = 0$  if  $i \neq j$ , we have that:

$$\rho(\sigma'(\Delta x)A) \leq \|\sigma'(\Delta x)A\|_2 \leq \|\sigma'(\Delta x)\|_2 \|A\|_2 \leq \|A\|_2 \leq 1 - \epsilon \quad (92)$$

From the above considerations the real part of the eigenvalues of  $h\sigma'(\Delta x)A$  is in the interval  $[-h(1 - \epsilon), -h\underline{\sigma}\epsilon]$ . Assume  $h \leq 1$ . Then, from Lemma 2, and from Eq. (91) and Eq. (92) we have that the real part of the eigenvalues of  $J(x, u)$  is always in  $[1 - h(1 - \epsilon), 1 - h\underline{\sigma}\epsilon]$ , while the imaginary part is in magnitude less or equal than  $h(1 - \epsilon)$ . Therefore we have that  $\bar{\rho} \leq \max\{1 - h(1 - \epsilon), 1 - h\underline{\sigma}\epsilon\}$ , which is less than 1 as  $\underline{\sigma} > 0$  by definition.



□

Practically speaking, the bound  $\delta = 2(1 - \epsilon)$  with  $h = 1$  has proven sufficient for our experiments to be successful. Note that this bound provides a local stability result, in a neighbourhood of the origin, if  $h = 1$  and a global result when  $h \leq 0.5$ . Note also that in the above proof we have shown that, in the case of ReLU, the 2-norm is suitable to prove stability. Moreover, if  $h = 1$  and  $\epsilon \leq 0.5$  then we have  $\bar{\rho} = 1 - \epsilon$ .

## D.2. Derivation of Convolutional Layer Implementation

### D.2.1. MATHEMATICAL DERIVATION OF THE PROPOSED ALGORITHM

Denote the convolution operator in NAIS-Net, for each latent map  $c$ , as the following:

$$X^{(c)}(k+1) = X^{(c)}(k) + h\sigma\left(\Delta X^{(c)}(k)\right), \quad (93)$$

where:

$$\Delta X^{(c)}(k) = \sum_i C_{(i)}^{(c)} * X^{(i)}(k) + \sum_j D_{(j)}^{(c)} * U^{(j)} + E^{(c)}, \quad (94)$$

and where  $X^{(i)}(k)$ , is the layer state matrix for channel  $i$ ,  $U^{(j)}$ , is the layer input data matrix for channel  $j$  (where an appropriate zero padding has been applied) at layer  $k$ . The activation function,  $\sigma$ , is again applied element-wise. Recall also Algorithm 2 from the main paper. The following Lemma is obtained (equivalent to Theorem 3 from the main paper):

**Lemma 4.** If Algorithm 2 is used, then the Jacobian stability condition,  $\rho(J(x, u)) < 1$ , is satisfied  $\forall (x, u) \in \mathcal{P}$  for the convolutional layer with  $h \leq 1$ .

The first step to obtain the result is to prove that the convolutional layer can be expressed as a suitable fully connected layer as in Lemma 1 from the main paper. This is shown next.

*Proof.* (Proof of Lemma 1 from the main paper)

For layer  $k$ , define  $X(k)$  as a tall matrix containing all the state channel matrices  $X^{(c)}(k)$  stacked vertically, namely:

$$X = \begin{pmatrix} X^{(1)} \\ X^{(2)} \\ \vdots \\ X^{(N_c)} \end{pmatrix}. \quad (95)$$

Similar considerations apply to the input matrix  $U$  and the bias matrix  $E$ . Then, convolutional layers can be analysed in a similar way to fully connected layers, by means of the following vectorised representation:

$$x(k+1) = x(k) + h\sigma(Ax(k) + Bu + b), \quad (96)$$

where  $x(k) \in \mathbb{R}^{n_X \cdot N_c}$ ,  $u = \mathbb{R}^{n_U \cdot N_c}$ , where  $N_c$  is the number of channels,  $n_X$  is the size of the latent space matrix for a single channel, while  $n_U$  is the size of the input data matrix for a single channel. In eq. (96), the matrices  $A$  and  $B$  are made of blocks containing the convolution filters elements in a particular structure, to be characterised next. First, in order to preserve dimensionality of  $x$ , the convolution for  $x$  will have a fixed stride of 1, a filter size  $n_C$  and a zero padding of  $p \in \mathbb{N}$ , such that  $n_C = 2p + 1$ . If a greater stride is used, then the state space can be extended with an appropriate number of constant zero entries (not connected). Let's then consider, without loss of generality, a unitary stride. The matrix  $A$  is all we need to define in order to prove the Lemma.

In eq. (96), the vector  $x$  is chosen to be the vectorised version of  $X$ . In particular,

$$x = \begin{pmatrix} x^{(1)} \\ x^{(2)} \\ \vdots \\ x^{(N_c)} \end{pmatrix}, \quad (97)$$

where  $x^{(c)}$  is the vectorised version of  $X^{(c)}$ . More specifically, these objects are defined as:

$$X^{(c)} = \begin{pmatrix} X_{1,1}^{(c)} & X_{1,2}^{(c)} & \cdots & X_{1,n}^{(c)} \\ X_{2,1}^{(c)} & X_{2,2}^{(c)} & \cdots & X_{2,n}^{(c)} \\ \vdots & \vdots & \ddots & \vdots \\ X_{n,1}^{(c)} & X_{n,2}^{(c)} & \cdots & X_{n,n}^{(c)} \end{pmatrix} \in \mathbb{R}^{n_X \times n_X}, \quad (98)$$

and

$$x^{(c)} = \begin{pmatrix} X_{1,1}^{(c)} \\ X_{1,2}^{(c)} \\ \vdots \\ X_{n,n}^{(c)} \end{pmatrix} \in \mathbb{R}^{n_X^2}. \quad (99)$$

Similar considerations apply to  $u$ . The matrix  $A$  in Eq. (96) has the following structure:

$$A = \begin{pmatrix} A_{(1)}^{(1)} & A_{(2)}^{(1)} & \cdots & A_{(N_c)}^{(1)} \\ A_{(1)}^{(2)} & A_{(2)}^{(2)} & \cdots & A_{(N_c)}^{(2)} \\ \vdots & \vdots & \ddots & \vdots \\ A_{(1)}^{(N_c)} & A_{(2)}^{(N_c)} & \cdots & A_{(N_c)}^{(N_c)} \end{pmatrix} \in \mathbb{R}^{(n^2 \cdot N_c) \times (n^2 \cdot N_c)}, \quad (100)$$

where  $N_c$  is the number of channels and  $A_{(i)}^{(c)}$  corresponds to the filter  $C_{(i)}^{(c)}$ . In particular, each row of  $A$  contains in fact the elements of the filter  $C_{(i)}^{(c)}$ , plus some zero elements, with the central element of the filter  $C_{(i)}^{(c)}$  on the diagonal. The latter point is instrumental to the proof and can be demonstrated as follows. Define the single channel filters as:

$$C_{(i)}^{(c)} = \begin{pmatrix} C_{(i)1,1}^{(c)} & C_{(i)1,2}^{(c)} & \cdots & C_{(i)1,n_C}^{(c)} \\ C_{(i)2,1}^{(c)} & C_{(i)2,2}^{(c)} & \cdots & C_{(i)2,n_C}^{(c)} \\ \vdots & \vdots & \ddots & \vdots \\ C_{(i)n_C,1}^{(c)} & C_{(i)n_C,2}^{(c)} & \cdots & C_{(i)n_C,n_C}^{(c)} \end{pmatrix}. \quad (101)$$

Consider now the output of the single channel convolution  $Z_{(i)}^{(c)} = C_{(i)}^{(c)} * X^{(i)}$  with the discussed padding and stride. The first element of the resulting matrix,  $Z_{(i)1,1}^{(c)}$  is determined by applying the filter to the first patch of  $X^{(i)}$ , suitably padded. For instance, for a 3-by-3 filter ( $p = 1$ ), we have:

$$\text{patch}_{1,1}(X^{(i)}) = \begin{pmatrix} \boxed{\begin{matrix} 0 & 0 & 0 \\ 0 & X_{1,1}^{(c)} & X_{1,2}^{(c)} \\ 0 & X_{2,1}^{(c)} & X_{2,2}^{(c)} \end{matrix}} & \cdots & X_{1,n}^{(c)} & 0 \\ \vdots & \ddots & \vdots & \vdots \\ 0 & X_{n,1}^{(c)} & X_{n,2}^{(c)} & \cdots & X_{n,n}^{(c)} & 0 \end{pmatrix}. \quad (102)$$

The first element of  $Z_{(i)}^{(c)}$  is therefore given by:

$$Z_{(i)1,1}^{(c)} = X_{1,1}^{(i)} C_{(i) i_{\text{centre}}, i_{\text{centre}}}^{(c)} + X_{1,2}^{(i)} C_{(i) i_{\text{centre}}, i_{\text{centre}}+1}^{(c)} + \cdots + X_{n_C-p, n_C-p}^{(i)} C_{(i) n_C, n_C}^{(c)}, \quad (103)$$

where  $i_{\text{centre}}$  denotes the central row (and column) of the filter.

The second element of the first row can be computed by means of the following patch (again when  $p = 1$ , for illustration):

$$\text{patch}_{1,2} \left( X^{(i)} \right) = \begin{pmatrix} 0 & \begin{matrix} 0 & 0 & 0 \\ X_{1,1}^{(c)} & X_{1,2}^{(c)} & \dots \\ 0 & X_{2,1}^{(c)} & X_{2,2}^{(c)} & \dots \end{matrix} & \dots & 0 \\ 0 & X_{1,1}^{(c)} & X_{1,2}^{(c)} & \dots & X_{1,n}^{(c)} & 0 \\ 0 & X_{2,1}^{(c)} & X_{2,2}^{(c)} & \dots & X_{2,n}^{(c)} & 0 \\ \vdots & \vdots & \vdots & \ddots & \vdots & \vdots \\ 0 & X_{n,1}^{(c)} & X_{n,2}^{(c)} & \dots & X_{n,n}^{(c)} & 0 \end{pmatrix}. \quad (104)$$

The element is therefore given by:

$$Z_{(i)1,2}^{(c)} = X_{1,1}^{(i)} C_{(i) i_{\text{centre}}, i_{\text{centre}}-1}^{(c)} + X_{1,2}^{(i)} C_{(i) i_{\text{centre}}, i_{\text{centre}}}^{(c)} + \dots + X_{n_C-p, n_C}^{(i)} C_{(i) n_C, n_C}^{(c)}. \quad (105)$$

The remaining elements of  $Z_{(i)}^{(c)}$  will follow a similar rule, which will involve (in the worst case) all of the elements of the filter. In particular, one can notice for  $Z_{ij}$  the corresponding element of  $X$ ,  $X_{ij}$ , is always multiplied by  $C_{(i) i_{\text{centre}}, i_{\text{centre}}}^{(c)}$ . In order to produce the matrix  $A$ , we can consider the Jacobian of  $Z$ . In particular, for the first two rows of  $A_{(i)}^{(c)}$  we have:

$$A_{(i)1,\bullet}^{(c)} = \frac{\partial Z_{(i)1,1}^{(c)}}{\partial X^{(i)}} = \begin{bmatrix} C_{(i) i_{\text{centre}}, i_{\text{centre}}}^{(c)} & C_{(i) i_{\text{centre}}+1, i_{\text{centre}}+1}^{(c)} & \dots & C_{(i) n_C, n_C}^{(c)} & 0 \end{bmatrix}, \quad (106)$$

where  $[\cdot]$  is used to define a row vector, and where  $A_{(i)1,\bullet}^{(c)}$  has an appropriate number of zeros at the end, and

$$A_{(i)2,\bullet}^{(c)} = \frac{\partial Z_{(i)1,2}^{(c)}}{\partial X^{(i)}} = \begin{bmatrix} C_{(i) i_{\text{centre}}, i_{\text{centre}}-1}^{(c)} & C_{(i) i_{\text{centre}}, i_{\text{centre}}}^{(c)} & \dots & C_{(i) n_C, n_C}^{(c)} & 0 \end{bmatrix}. \quad (107)$$

Note that, the vectors defined in eq. (106) and eq. (107), contain several zeros among the non-zero elements. By applying the filter  $C_{(i)}^{(c)}$  to the remaining patches of  $X^{(i)}$  one can inductively construct the matrix  $A_{(i)}^{(c)}$ . It can also be noticed that each row  $A_{(i)j,\bullet}^{(c)}$  contains *at most* all of the elements of the filter, with the central element of the filter in position  $j$ . By stacking together the obtained rows  $A_{(i)j,\bullet}^{(c)}$  we obtain a matrix,  $A_{(i)}^{(c)}$ , which has  $C_{(i) i_{\text{centre}}, i_{\text{centre}}}^{(c)}$  on the diagonal. Each row of this matrix contains, in the worst case, all of the elements of  $C_{(i)}^{(c)}$ .

Define the vectorised version of  $Z_{(i)}^{(c)}$  as:

$$z_{(i)}^{(c)} = \begin{pmatrix} Z_{(i)1,1}^{(c)} \\ Z_{(i)1,2}^{(c)} \\ \vdots \\ Z_{(i)n,n}^{(c)} \end{pmatrix} \in \mathbb{R}^{n^2}, \quad (108)$$

which, by linearity, satisfies:

$$z_{(i)}^{(c)} = A_{(i)}^{(c)} x^{(i)}. \quad (109)$$

By summing over the index  $i$  we obtain the vectorised output of the convolution  $C * X$  for the channel  $c$ :

$$z^{(c)} = \sum_{i=1}^{N_c} A_{(i)}^{(c)} x^{(i)} = \begin{bmatrix} A_{(1)}^{(c)} & A_{(2)}^{(c)} & \dots & A_{(N_c)}^{(c)} \end{bmatrix} x = A^{(c)} x, \quad (110)$$

where the matrices  $A_{(i)}^{(c)}$  are stacked horizontally and where we have used the definition of  $x$  given in eq. (97). The full matrix  $A$  is therefore given by:

$$A = \begin{pmatrix} A^{(1)} \\ A^{(2)} \\ \vdots \\ A^{(N_c)} \end{pmatrix} = \begin{pmatrix} A_{(1)}^{(1)} & A_{(2)}^{(1)} & \dots & A_{(N_c)}^{(1)} \\ A_{(1)}^{(2)} & A_{(2)}^{(2)} & \dots & A_{(N_c)}^{(2)} \\ \vdots & \vdots & \ddots & \vdots \\ A_{(1)}^{(N_c)} & A_{(2)}^{(N_c)} & \dots & A_{(N_c)}^{(N_c)} \end{pmatrix}, \quad (111)$$

where we have conveniently separated the long blocks used to produce the single channels result,  $z^{(c)}$ . By defining the vector

$$z = \begin{pmatrix} z^{(1)} \\ z^{(2)} \\ \vdots \\ z^{(N_c)} \end{pmatrix}, \quad (112)$$

and by means of eq. (110) we have that  $z = Ax$ . This is a vectorised representation of  $C * X$ .  $\square$

We are now ready to prove Lemma 4 and consequently Theorem 3 from the main paper.

*Proof.* (Proof of Lemma 4)

Similar to what done for the fully connected layer, we will first show that the Algorithm 2 places the eigenvalues of  $I + A$  strictly inside the unit circle. Then, we will also show that  $J(x, u)$  enjoys the same property in  $\mathcal{P}$ .

We will now derive the steps used in Algorithm 2 to enforce that  $\rho(I + A) \leq 1 - \epsilon$ . Recall that, from Lemma 2, we need the eigenvalues  $A$  to be lying inside the circle,  $\mathcal{S}$ , of the complex plane centered at  $(-1, j0)$  with radius  $1 - \epsilon$ . More formally:

$$\mathcal{S} = \{\lambda \in \mathbb{C} : |\lambda + 1| \leq 1 - \epsilon\}. \quad (113)$$

The Gershgorin theorem offers a way to locate the eigenvalues of  $A$  inside  $\mathcal{S}$ . Consider the  $c$ -th long long block in eq. (111),  $A^{(c)}$ . Recall the particular structure of  $A_{(c)}^{(c)}$  as highlighted in eq. (106) and eq. (107). For each long block  $A^{(c)}$  we have that all associated Gershgorin disks must satisfy:

$$|\lambda - C_{i_{\text{centre}}}^{(c)}| \leq \sum_{i \neq i_{\text{centre}}} |C_i^{(c)}|, \quad (114)$$

where  $\lambda$  is any of the corresponding eigenvalues,  $C_{i_{\text{centre}}}^{(c)}$  is the *central element* of the filter  $C_{(c)}^{(c)}$ , namely,  $C_{i_{\text{centre}}}^{(c)} = C_{(c)}^{(c)}_{i_{\text{centre}}, i_{\text{centre}}}$ , and the sum is performed over all of the remaining elements of  $C_{(c)}^{(c)}$  plus all the elements of the remaining filters used for,  $z^{(c)}$ , namely  $C_{(j)}^{(c)}, \forall j \neq c$ . Therefore, one can act directly on the kernel  $C$  without computing  $A$ .

By means of Algorithm 2, for each channel  $c$  we have that:

$$C_{i_{\text{centre}}}^{(c)} = -1 - \delta_c, \quad (115)$$

and

$$\sum_{i \neq i_{\text{centre}}} |C_i^{(c)}| \leq 1 - \epsilon - |\delta_c| \quad (116)$$

where

$$|\delta_c| < 1 - \eta, \quad 0 < \epsilon < \eta < 1. \quad (117)$$

This means that for every  $c$ , the  $c$ -th block of  $A$  has the largest Gershgorin region bounded by a disk,  $\mathcal{S}^c$ . This disk is centred at  $(-1 - \delta_c, j0)$  with radius  $1 - \epsilon - |\delta_c|$ . More formally, the disk is defined as:

$$\mathcal{S}^c = \{\lambda \in \mathbb{C} : |\lambda + 1 + \delta_c| \leq 1 - \epsilon - |\delta_c|\}. \quad (118)$$

Thanks to eq. (117), this region is not empty and its center can be only strictly inside  $\mathcal{S}$ . Clearly, we have that,  $\mathcal{S}^c \subseteq \mathcal{S}, \forall c$ . This follows from convexity and from the fact that, when  $|\delta_c| = 1 - \eta$ , thanks to eq. (117) we have

$$\mathcal{S}^c = \{\lambda \in \mathbb{C} : |\lambda + 1 \pm (1 - \eta)| \leq 1 - \epsilon - (1 - \eta)\} \subset \mathcal{S} \quad (119)$$

while on the other hand  $\delta_c = 0 \Rightarrow \mathcal{S}^c = \mathcal{S}$ .

We will now show that the eigenvalue condition also applies to the network state Jacobian. From Algorithm 2 we have that each row  $j$  of the matrix  $\underline{J} = I + A$  satisfies (for the corresponding channel  $c$ ):

$$\begin{aligned} \sum_i |\underline{J}_{ji}| &\leq |1 + C_{i_{\text{centre}}}^{(c)}| + \sum_{i \neq i_{\text{centre}}} |C_i^{(c)}| \\ &\leq |\delta_c| + 1 - \epsilon - |\delta_c| = 1 - \epsilon. \end{aligned} \quad (120)$$

Thus  $\|J\|_\infty = \|I + A\|_\infty \leq 1 - \epsilon < 1$ .<sup>12</sup> Recall that, in the vectorised representation, the state Jacobian is:

$$J(x, u) = I + h\sigma'(\Delta x)A.$$

Then, if  $h \leq 1$ , we have that  $\forall (x, u) \in \mathcal{P}$ :

$$\begin{aligned} \|J(x, u)\|_\infty &= \max_i |1 - h\sigma'_{ii}(\Delta x)(1 + \delta_c)| + h\sigma'_{ii}(\Delta x) \sum_{j \neq i} |A_{ij}| \\ &\leq \max_i \{1 - h\sigma'_{ii}(\Delta x) + h\sigma'_{ii}(\Delta x)|\delta_c| + h\sigma'_{ii}(\Delta x)(1 - \epsilon) - h\sigma'_{ii}(\Delta x)|\delta_c|\} \\ &= \max_i \{1 - h\sigma'_{ii}(\Delta x)\epsilon\} < 1 - h\sigma\epsilon \leq 1. \end{aligned} \quad (121)$$

The proof is concluded by means of the identity  $\rho(\cdot) \leq \|\cdot\|$ .  $\square$

Note that in the above we have also showed that in the convolutional case the infinity norm is suitable to prove stability. Moreover, for ReLU we have that  $\bar{\rho} \leq 1 - h\epsilon$ .

The above results can directly be extended to the untied weight case providing that the projections are applied at each stage of the unroll.

In the main paper we have used  $\delta_c = 0$ ,  $\forall c$  (equivalently,  $\eta = 1$ ). This means that one filter weight per latent channel is fixed at  $-1$  which might seem conservative. It is however worth noting that this choice provides the biggest Gershgorin disk for the matrix  $A$  as defined in Eq. (119). Hence  $\delta_c = 0$ ,  $\forall c$  results in the least restriction for the remaining elements of the filter bank. At the same time, we have  $N_C$  less parameters to train. A tradeoff is however possible if one wants to experiment with different values of  $\eta \in (\epsilon, 1)$ .

#### D.2.2. ILLUSTRATIVE EXAMPLE

Consider, for instance, 3 latent channels  $X^{(1)}, \dots, X^{(3)}$ , which results in 3 blocks of 3 filters, 1 block per channel  $X^{(c)}(k+1)$ . Each filter has the same size  $n_C$ , which again needs to be chosen such that the channel dimensionality is preserved. This corresponds to the following matrix:

$$\begin{aligned} A &= \left( \begin{array}{c|c|c} A_{(1)}^{(1)} & A_{(2)}^{(1)} & A_{(3)}^{(1)} \\ \hline A_{(1)}^{(2)} & A_{(2)}^{(2)} & A_{(3)}^{(2)} \\ \hline A_{(1)}^{(3)} & A_{(2)}^{(3)} & A_{(3)}^{(3)} \end{array} \right) = \\ &= \left( \begin{array}{cc|cc|cc} C_{i_{\text{centre}}}^{(1)} & C_j^{(1)} & C_{n_C-1}^{(1)} & \dots & \dots & C_{3 \cdot n_C-1}^{(1)} \\ \vdots & \vdots & \ddots & \dots & \dots & \vdots \\ \hline \tilde{C}_1^{(2)} & \dots & C_{i_{\text{centre}}}^{(2)} & \dots & \dots & C_{3 \cdot n_C-1}^{(2)} \\ \vdots & \vdots & \ddots & \dots & \dots & \vdots \\ \hline \tilde{C}_1^{(3)} & \dots & \dots & \dots & C_{i_{\text{centre}}}^{(3)} & \vdots \\ \vdots & \vdots & \ddots & \dots & \dots & \ddots \end{array} \right), \end{aligned} \quad (122)$$

where the relevant rows include all elements of the filters (in the worst case) together with a large number of zeros, the position of which does not matter for our results, and the diagonal elements are known and non-zero. Therefore, according to eq. (122), we have to repeat Algorithm 2 from *main paper* for each of the 3 filter banks.

<sup>12</sup>Note that this also implies that  $\rho(I + A) \leq 1 - \epsilon$ , by means of the matrix norm identity  $\rho(\cdot) \leq \|\cdot\|$ . This was however already verified by the Gershgorin Theorem.