

Don't Panic! Better, Fewer, Syntax Errors for LR Parsers

LUKAS DIEKMANN, King's College London, United Kingdom

LAURENCE TRATT, King's College London, United Kingdom

Syntax errors are generally easy to fix for humans, but not for parsers, in general, and LR parsers, in particular. Traditional 'panic mode' error recovery, though easy to implement and applicable to any grammar, often leads to a cascading chain of errors that drown out the original. More advanced error recovery techniques suffer less from this problem but have seen little practical use because their typical performance was seen as poor, their worst case unbounded, and the repairs they reported arbitrary. In this paper we show two generic error recovery algorithms that fix all three problems. First, our algorithms are the first to report the complete set of possible repair sequences for a given location, allowing programmers to select the one that best fits their intention. Second, on a corpus of 200,000 real-world syntactically invalid Java programs, we show that our best performing algorithm is able to repair $98.71\% \pm 0.016\%$ of files within a cut-off of 0.5s. Furthermore, we are also able to use the complete set of repair sequences to reduce the cascading error problem even further than previous approaches. Our best performing algorithm reports $442,252.0 \pm 737.5$ error locations in the corpus to the user, while the panic mode algorithm reports $980,848.0 \pm 0.0$ error locations: in other words, our algorithms reduce the cascading error problem by well over half.

Additional Key Words and Phrases: Parsing, error recovery, programming languages

1 INTRODUCTION

Programming is a humbling job, which requires acknowledging that we will make untold errors in our quest to perfect a program. Most troubling are semantic errors, where we intended the program to do one thing, but it does another. Less troubling, but often no less irritating, are syntax errors, which are (generally minor) deviances from the exacting syntax required by a compiler. So common are syntax errors that parsers in modern compilers expect us to make several in a single input. Rather than stop on the first syntax error encountered, they attempt to *recover* from it. This allows them to report, and us to fix, all our syntax errors in one go.

When error recovery works well, it is a useful productivity gain. Unfortunately, most current error recovery approaches are simplistic. The most common grammar-neutral approach to error recovery are those algorithms described as 'panic mode' algorithms (e.g. [Holub 1990, p. 348]) which skip input until the parser finds something it is able to parse. A more grammar-specific variation of this idea is to skip input until a pre-determined synchronisation token (e.g. ';' in Java) is reached [Degano and Priami 1995, p. 3], or to try inserting a single synchronisation token. Such strategies are often unsuccessful, leading to a cascade of spurious syntax errors (see Figure 1 for an example). Programmers quickly learn that only the location of the first error in a file – not the reported repair, nor the position of subsequent errors – can be relied upon to be accurate.

A handful of parsers contain hand-written error recovery algorithms for specific languages. These generally allow better recovery from errors, but are difficult and expensive to create. For example, the Java error recovery approach in the Eclipse IDE is 5KLoC long, making it only slightly smaller than a modern version of Berkeley Yacc – a complete parsing system! Unsurprisingly, few real-world parsers contain effective hand-written error recovery algorithms.

Authors' URLs: L. Diekmann <http://lukasdiekmann.com/>, L. Tratt <http://tratt.net/laurie/>.

Authors' addresses: Lukas Diekmann, Software Development Team, King's College London, United Kingdom; Laurence Tratt, Software Development Team, King's College London, United Kingdom.

2018. 2475-1421/2018/1-ART1 \$15.00

<https://doi.org/>

```

(a) class C {
    int x y;
}

(b) C.java:2: error: ';' expected
    int x y;
        ^
C.java:2: error: <identifier> expected
    int x y;
        ^

(c) Parsing error at line 2 col 9. Repair
    sequences found:
    1: Delete y
    2: Insert ,
    3: Insert =

```

Fig. 1. An example of a simple, common Java syntax error (a) and the problems traditional error recovery has in dealing with it. `javac` (b) spots the error when it encounters ‘y’. Its error recovery heuristic then repairs the input by inserting a semicolon before ‘y’ (i.e. making the input equivalent to ‘`int x; y;`’). This causes a (spurious) cascading parsing error, since ‘y’ on its own is not a valid statement. The two new error recovery algorithms (*CPCT⁺* and *MF*) we introduce in this paper both produce the output shown in (c): after spotting an error when parsing encounters ‘y’, they then use the Java grammar to find the complete set of minimum cost repair sequences (unlike previous approaches which non-deterministically find one minimum cost repair sequence). In this case three repair sequences are reported to the user: one can delete ‘y’ entirely (‘`int x;`’), or insert a comma (‘`int x, y;`’), or insert an equals sign (‘`int x = y;`’).

Most of us are so used to these trade-offs (cheap generic algorithms and poor recovery vs. expensive hand-written algorithms and reasonable recovery) that we assume them to be inevitable. However, there is a long line of work on more advanced generic error recovery algorithms. Probably the earliest such algorithm is [Aho and G. Peterson \[1972\]](#), which, upon encountering an error, creates on-the-fly an alternative (possibly ambiguous) grammar which allows the parser to recover. However, this algorithm has fallen out of favour in programming language circles, we suspect for two reasons: its implementation complexity; and the difficulty of explaining to users what recovery has been used. A simpler family of algorithms, which trace their roots to [Fischer et al. \[1979\]](#), instead try to find a single minimum cost *repair sequence* of token insertions and deletions which allow the parser to recover. Algorithms in this family are much better at recovering from errors than naive approaches and can communicate the repairs they find in a way that humans can easily replicate. However, such algorithms have seen little practical use because their typical performance is seen as poor and their worst case unbounded [[McKenzie et al. 1995](#), p. 14]. We add a further complaint to this mix: such approaches only report a single repair sequence to users. In general – and especially in syntactically rich languages – there are multiple reasonable repair sequences for a given error location, and the algorithm has no way of knowing which best matches the user’s intentions.

In this paper we introduce two new error recovery algorithms, both in the [Fischer et al. \[1979\]](#) family, that run fast enough to be usable, are able to repair nearly all errors, and which report the complete set of minimum cost repair sequences to users. The first algorithm, *CPCT⁺*, takes the approach of [Corchuelo et al. \[2002\]](#) as a base, correcting and substantially extending it. The second algorithm, *MF*, takes partial inspiration from the flawed algorithm of [Kim and Yi \[2010\]](#) but is essentially a new algorithm. Both algorithms have been designed to be as simple as possible, so that they are realistic targets for tool builders: *CPCT⁺* is the simpler of the two, though *MF* is still less than 1,000 lines of Rust code.

We then validate *CPCT⁺* and *MF* on a corpus of 200,000 real, syntactically incorrect, Java programs (Section 7). *CPCT⁺* is able to recover $98.32\% \pm 0.018\%$ of files within a 0.5s timeout, and *MF* is able to recover $98.71\% \pm 0.016\%$. Significantly, both algorithms report well under half as many error locations to the user as a traditional panic mode algorithm: in other words, they substantially reduce the cascading error problem. Finally, we show – for, as far as we know, the first time – that advanced

error recovery can be fairly easily added to a Yacc-esque system, allowing users to concisely make fine-grained decisions about what to do when error recovery has altered an input (Section 8). We believe that this shows that algorithms such as those presented in this paper are ready for wider usage, either on their own, or as part of a multi-phase recovery system.

1.1 Defining the problem

Formally speaking, we first test the following hypothesis:

H1 The complete set of minimum cost repair sequences can be found in acceptable time.

The only work we are aware of with a similar concept of ‘acceptable time’ is [de Jonge et al. \[2012\]](#), who define it as the total time spent in error recovery per file, with a threshold of 1s. Since many compilers are able to fully execute in less time than this, we felt that a tighter threshold is more appropriate: we use 0.5s since we think that even the most demanding user will tolerate such a delay. We strongly validate this hypothesis with both *CPCT*⁺ (which successfully recovers $98.32\% \pm 0.018\%$ of files) and *MF* ($98.71\% \pm 0.016\%$). Relative to previous approaches, we are the clear beneficiaries of faster modern hardware, which undoubtedly make it easier to validate this hypothesis. However, it is important to note that we have stated a much stronger hypothesis than previous approaches: where they have aimed to find only a single minimum cost repair sequence, we find the complete set of minimum cost repair sequences, a much more challenging task.

The complete set of minimum cost repair sequences makes it much more likely that the programmer will see a repair sequence that best matches their original intention (see Figure 1 for an example; Appendix A contains further examples in Java, Lua, and PHP). It also opens up a new opportunity for error recovery algorithms. Previous error recovery algorithms find a single repair sequence, apply that to the input, and then continue parsing. While that repair sequence may have been a reasonable local choice, it may cause cascading errors later. Since we have the complete set of minimum cost repair sequences available, we can instead choose a repair sequence that we can show causes fewer cascading errors. We thus rank repair sequences by how far they allow parsing to continue successfully (up to a threshold – parsing the whole file would, in general, be too costly), and choose from the subset that gets furthest (note that the time required to do this is included in the 0.5s timeout). We thus also test a second hypothesis:

H2 The cascading error problem can be significantly reduced by ranking the complete set of minimum cost repair sequences and choosing from those which allow parsing to continue the furthest.

We also strongly validate this hypothesis. We do this by comparing ‘normal’ *MF* with a simple variant *MF*_{rev} which reverses the ranking process, always selecting from amongst the worst performing minimum cost repair sequence. *MF*_{rev} models the worst case of previous approaches in the [Fischer et al. \[1979\]](#) family, which non-deterministically select a single minimum cost repair sequence. *MF*_{rev} leads to $32.34\% \pm 0.367\%$ more errors being reported (i.e. it substantially worsens the cascading error problem).

This paper is structured as follows. We first use one of the more recent algorithms in this family – that of [Corchuelo et al. \[2002\]](#) – as a base, correcting and substantially extending it to form a new algorithm *CPCT*⁺ (Section 4). We then show that an even newer algorithm which promises better performance – that of [Kim and Yi \[2010\]](#) – has problems which cause it to miss many minimum cost repair sequences (Section 5). However, we are able to use it as partial inspiration for an entirely new error recovery algorithm *MF* (Section 6). We then validate *CPCT*⁺ and *MF* on a corpus of 200,000 real, syntactically incorrect, Java programs (Section 7). To emphasise that our algorithms are grammar-neutral, we show examples of error recovery on different grammars in Appendix A.

2 BACKGROUND

We assume a high-level understanding of the mechanics of parsing in this paper, but in this section we provide a handful of definitions, and a brief refresher of relevant low-level details, needed to understand the rest of this paper. Although the parsing tool we created for this paper is written in Rust, we appreciate that this is still an unfamiliar language to most readers: code examples are therefore given in Python which, we hope, is familiar to most.

Although there are many flavours of parsing, the Fischer et al. [1979] family of error recovery algorithms are designed to be used with LR(k) parsers [Knuth 1965]. LR parsing remains one of the most widely used parsing approaches due to the ubiquity of Yacc [Johnson 1975] and its descendants (which include the Rust parsing tool we created for this paper). We use Yacc syntax throughout this paper so that examples can easily be tested in Yacc-compatible parsing tools.

Yacc-like tools take in a Context-Free Grammar (CFG) and produce a parser from it. The CFG has one or more *rules*; each rule has a name and one or more *productions* (often called ‘alternatives’); each production contains one or more *symbols*; and a symbol references either a *token type* or a grammar rule. One rule is designated the *start rule*. The resulting parser takes as input a stream of tokens, each of which has a *type* (e.g. INT) and a *value* (e.g. 123).¹ Strictly speaking, parsing is the act of determining whether a stream of tokens is correct with respect to the underlying grammar. Since this is rarely useful on its own, Yacc-like tools allow grammars to specify ‘semantic actions’ which are executed when a production in the grammar is successfully matched. Except where stated otherwise, we assume that the semantic actions build a *parse tree*, ordering the tokens into a tree of nonterminal nodes (which can have children) and terminal nodes (which cannot have children) relative to the underlying grammar.

The CFG is first transformed into a *stategraph*, a statemachine where each node contains one or more *items* (describing the valid parse states at that point) and edges are labelled with terminals or nonterminals. Since even on a modern machine, a canonical (i.e. unmerged) LR stategraph for a real-world grammar takes several seconds to build, and a surprising amount of memory to store, we use the state merging algorithm of Pager [1977] to merge together compatible states.² The effect of this is significant, reducing the Java grammar we use later from 8908 to 1148 states. The stategraph is then transformed into a *statetable* with one row per state. Each row has a possibly empty *action* (shift, reduce, or accept) for each terminal and a possibly empty *goto state* for each nonterminal. Figure 2 shows an example grammar, its stategraph, and statetable.

The statetable allows us to define a simple, efficient, parsing process. We first define two functions relative to the statetable: $\text{action}(s, t)$ returns the action for the state s and token t or *error* if no such action exists; and $\text{goto}(s, N)$ returns the goto state for the state s and the nonterminal N or *error* if no such goto state exists. We then define a reduction relation \rightarrow_{LR} for (*parsing stack*, *token list*) pairs with two reduction rules as shown in Figure 3. A full LR parse $\rightarrow_{\text{LR}}^*$ repeatedly applies the two \rightarrow_{LR} rules until neither applies, which means that $\text{action}(s_n, t_0)$ is either: *accept* (i.e. the input has been fully parsed); or *error* (i.e. an error has been detected at the terminal t_0). A full parse takes a starting pair of $([0], [t_0 \dots t_n, \$])$, where state 0 is expected to represent the entry point into the stategraph, $t_0 \dots t_n$ is the sequence of input tokens, and ‘\$’ is the special End-Of-File (EOF) token.

¹In practise, the system we outline requires a *lexer* which splits string inputs up into tokens. In the interests of brevity, we assume the existence of a tool such as Lex which performs this task.

²Unfortunately Pager [1977] can over-merge states when conflict resolution is used [Denny and Malloy 2010, p. 3] (i.e. when Yacc uses its precedence rules to turn an ambiguous input into an unambiguous LR parser). Since our error recovery approach is intended to be independent of the merging approach, it should be possible to use the more sophisticated state merging approach of [Denny and Malloy 2010] without problems.

%start Expr						
%%						
Expr: Term "+" Expr // (I)						
Term ; // (II)						
Term: Factor "*" Term // (III)						
Factor ; // (IV)						
Factor: "(" Expr ")" // (V)						
"INT" ; // (VI)						

Actions						
s	INT	+	*	()	\$
0	S(4)			S(1)		
1	S(4)			S(1)		
2		S(7)		R(II)	R(II)	
3		R(IV)	S(8)	R(IV)	R(IV)	
4		R(VI)	R(VI)	R(VI)	R(VI)	
5						Accept
6				S(9)		
7	S(4)			S(1)		
8	S(4)			S(1)		
9		R(V)	R(V)	R(V)	R(V)	
10				R(I)	R(I)	
11		R(III)		R(III)	R(III)	

Gotos			
s	Term	Factor	Expr
0	2	3	5
1	2	3	6
7	2	3	10
8	11	3	

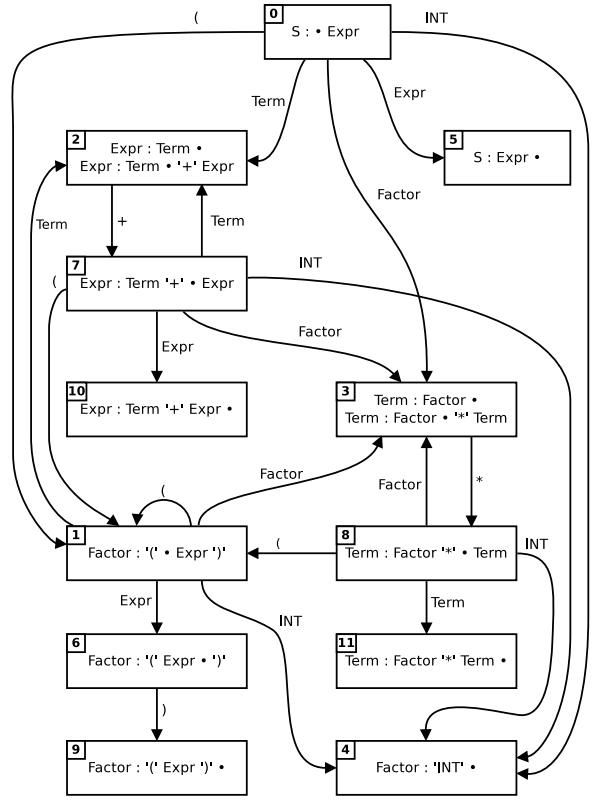


Fig. 2. An example grammar (top left), its corresponding stategraph (right), and statetable (split into separate action and goto tables; bottom left). Productions in the grammar are labelled (I) to (VI). In the stategraph: $S(x)$ means ‘shift to state x ’; $R(x)$ means ‘reduce production x from the grammar’ (e.g. $action(3, '+')$ returns $R(IV)$ which references the production ‘Term: Factor;’). Each item within a state $[N : \alpha \bullet \beta]$ references one of rule N ’s productions; α and β each represent zero or more symbols; with the dot (\bullet) representing how much of the production must have been matched (α) if parsing has reached that state, and how much remains (β).

$$\begin{array}{l}
 \frac{action(s_n, t_0) = shift\ s'}{([s_0 \dots s_n], [t_0 \dots t_n]) \rightarrow_{LR} ([s_0 \dots s_n, s'], [t_1 \dots t_n])} \quad \text{LR SHIFT} \\
 \frac{(action(s_n, t_0) = reduce\ N : \alpha) \wedge (goto(s_{n-|\alpha|}, N) = s')}{([s_0 \dots s_n], [t_0 \dots t_n]) \rightarrow_{LR} ([s_0 \dots s_{n-|\alpha|}, s'], [t_0 \dots t_n])} \quad \text{LR REDUCE}
 \end{array}$$

Fig. 3. Reduction rules for \rightarrow_{LR} , which operate on (parsing stack, token list) pairs. LR SHIFT advances the input by one token and grows the parsing stack, while LR REDUCE unwinds (‘reduces’) the parsing stack when a production is complete before moving to a new (‘goto’) state.

3 PANIC MODE

Error recovery algorithms are invoked by a parser when it has yet to finish but there is no apparent way to continue parsing (i.e. when $action(s_n, t_0) = error$). Error recovery algorithms are thus called with a parsing stack and sequence of remaining input (which, for simplicities sake, we represent

```

1 def holub(pstack, toks):
2     while len(toks) > 0:
3         npstack = pstack[:]
4         while len(npstack) > 0:
5             if action(npstack[-1], toks[0]) != error:
6                 return (npstack, toks)
7             npstack.pop()
8         del toks[0]
9     return None

```

Fig. 4. Our version of the [Holub \[1990\]](#) algorithm. The error recovery algorithm takes in a (*parsing stack*, *token list*) pair and returns: a (*parsing stack*, *token list*) pair if it managed to recover; or None if it failed to recover. The algorithm tries to find an element in the stack that has a non-error action for the next token in the input (lines 4–7). If it fails to find such an element, the input is advanced by one element (line 8) and the stack restored (line 3).

as a list of tokens): they can modify either or both of the stack and the input in their quest to get parsing back on track. The differences between algorithms are thus in what modifications they can carry out (e.g. altering the parse stack; deleting input; inserting input), and how they carry such modifications out.

The simplest grammar-neutral error recovery algorithms are called ‘panic mode’ algorithms. The precise origin of this family of algorithms seems lost in time; there are also more members of this family for LL parsing than there are for LR parsing. Indeed, for LR parsing, there is only one fundamental way of creating a grammar-neutral panic mode algorithm: we take our formulation from [Holub \[1990, p. 348\]](#).³ It works by taking the parsing stack and popping elements to see if an earlier part of the stack is able to parse the next input symbol. If no element in the stack is capable of parsing the next input symbol, the input symbol is skipped, the stack restored, and the process repeated. At worst, this algorithm guarantees to find a match at the EOF token. Figure 4 shows a more formal version of this algorithm.

The advantage of this algorithm is its simplicity and speed. For example, consider the grammar from Figure 2 and the input ‘2 + + 3’. The parser encounters an error on the second ‘+’ token, leaving it with a parsing stack of [0, 2, 7] and the input ‘+ 3’ remaining. The error recovery algorithm now starts. It first tries action(7, ‘+’) which (by definition, since it is the place the parser encountered an error) returns *error*; it then pops the top element from the parsing stack and tries action(2, ‘+’), which returns *shift*. This is enough for the error algorithm to complete, and parsing resumes with a stack [0, 2].

The fundamental problem with error recovery can be seen from the above example: the adjustment made to the parsing stack is not one that the user can replicate. Looked at another way, error recovery is a *Deus ex machina*: while panic mode managed to recover from the error, the only general way to report what was done is to show the parsing stack before and after recovery: this is challenging to interpret for small grammars like that of Figure 2 and completely impractical for anything larger. There is an important corollary to this: since the recoveries made often don’t match anything the user could have passed as input, they are often of poor quality, leading to a cascade of further parsing errors (as we will see later in Section 7.2).

4 CPCT⁺

There have been many attempts to create better LR error recovery algorithms than panic mode. Most numerous are those error recovery algorithms in what we call the [Fischer et al. \[1979\]](#) family. Indeed, there are far too many members of this family of algorithms to cover in one paper. We therefore start with one of the most recent – [Corchuelo et al. \[2002\]](#). We first explain the original algorithm (Section 4.1), although we use different notation than the original, fill in several missing

³Note that step 2 in [Holub \[1990\]](#) causes valid repairs to be missed: while it is safe to ignore the top element of the parsing stack on the first iteration of the algorithm, as soon as one token is skipped, one must check all elements of the parsing stack. Our description simply drops step 2 entirely.

$$\begin{array}{c}
\frac{\text{action}(s_n, t) \neq \text{error} \wedge t \neq \$ \wedge ([s_0 \dots s_n], [t, t_0 \dots t_n]) \xrightarrow{*}_{\text{LR}} ([s'_0 \dots s'_m], [t_0 \dots t_n])}{([s_0 \dots s_n], [t_0 \dots t_n]) \rightarrow_{\text{CR}} ([s'_0 \dots s'_m], [t_0 \dots t_n], [\text{insert } t])} \text{ CR INSERT} \\
\\
\frac{t_0 \neq \$}{([s_0 \dots s_n], [t_0, t_1 \dots t_n]) \rightarrow_{\text{CR}} ([s_0 \dots s_n], [t_1 \dots t_n], [\text{delete } t_0])} \text{ CR DELETE} \\
\\
\frac{([s_0 \dots s_n], [t_0 \dots t_n]) \xrightarrow{*}_{\text{LR}} ([s'_0 \dots s'_m], [t_j \dots t_n]) \wedge 0 < j \leq N_{\text{shifts}}}{([s_0 \dots s_n], [t_0 \dots t_n]) \rightarrow_{\text{CR}} ([s'_0 \dots s'_m], [t_j \dots t_n], \underbrace{[\text{shift } \dots \text{shift}]}_j)} \text{ CR SHIFT 1}
\end{array}$$

Fig. 5. The repair-creating reduction rules [Corchuelo et al. 2002]. CR INSERT finds all terminals reachable from the current state and creates insert repairs for them (other than the EOF token '\$'). CR DELETE creates deletion repairs if user defined input remains. CR SHIFT 1 parses at least 1 and at most N_{shifts} tokens; if it reaches an accept or error state, or parses exactly N_{shifts} tokens, then a shift repair per token shifted is created.

details, and provide a more formal definition. We then make two correctness fixes to ensure that the algorithm always finds minimum cost repair sequences (Section 4.2). Since the original description gives few details as to how the algorithm might best be implemented, we then explain the steps we took to make a performant implementation (Section 4.3). We then show how the algorithm can be extended to efficiently find the complete set of minimum cost repair sequences (Section 4.4). This allows us to make an algorithm less susceptible to the cascading error problem (Section 4.5): we refer to this final algorithm as *CPCT*⁺.

4.1 The original algorithm

Intuitively, the Corchuelo et al. [2002] algorithm starts at the error state and tries to find a minimum cost repair sequence consisting of: *insert* T ('insert a token of type T '), *delete* ('delete the token at the current offset'), or *shift* ('parse the token at the current offset'). The algorithm completes: successfully if it reaches an accept state or shifts 'enough' tokens (N_{shifts} , set at 3 in Corchuelo et al. [2002]); or unsuccessfully if it deletes and inserts 'too many' tokens (N_{total} , set at 10 in Corchuelo et al. [2002]). Repair sequences are reported back to users with trailing *shift* repairs pruned i.e. [*insert* x , *shift* y , *delete* z , *shift* a , *shift* b , *shift* c] is reported as [*insert* x , *shift* y , *delete* z].

In order to find repair sequences, the algorithm keeps a queue of *configurations*, each of which represents a different search state; configurations are searched for their neighbours until a successful configuration is found. The cost of a configuration is the cumulative cost of the repairs in its repair sequence. By definition, a configuration's neighbours have the same, or greater, cost to it.

As with the original, we explain the approach in two parts. First is a new reduction relation \rightarrow_{CR} which defines a configuration's neighbours (Figure 5). Second is an algorithm which makes use of the \rightarrow_{CR} relation to generate neighbours, and determines when a successful configuration has been found or if error recovery has failed (Figure 6). As well as several changes for clarity, the biggest difference is that Figure 6 captures semi-formally what Corchuelo et al. [2002] explain in prose (spread amongst several topics over several pages): perhaps inevitably we have had to fill in several missing details. For example, Corchuelo et al. [2002] do not define what the cost of repairs is: for simplicities sake, we define the cost of *insert* and *delete* as 1, and *shift* as 0.⁴

⁴It is trivial to extend this to variable token costs if desired, and our implementation supports this. However, it is unclear whether non-uniform token costs are useful in practise [Cerecke 2003, p.96].

```

1 def corchueloetal(pstack, toks):
2     todo = [[(psstack, toks, [])]]
3     cur_cst = 0
4     while cur_cst < len(todo):
5         if len(todo[cur_cst]) == 0:
6             cur_cst += 1
7             continue
8         n = todo[cur_cst].pop()
9         if action(n[0][-1], n[1][0]) == accept \
10            or ends_in_N_shifts(n[2]):
11             return n
12         elif len(n[1]) - len(toks) == N_total:
13             continue
14         for nbr in all_cr_star(n[0], n[1]):
15             if len(n[2]) > 0 and n[2][-1] == delete \
16                and nbr[2][-1] == insert:
17                 continue
18             cst = cur_cst + rprs_cst(nbr[2])
19             for _ in range(len(todo), cst):
20                 todo.push([])
21             todo[cst].append((nbr[0], nbr[1], \
22                             n[2] + nbr[2]))
23     return None
24
25 def rprs_cst(rprs):
26     c = 0
27     for r in rprs:
28         if r == shift: continue
29         c += 1
30     return c
31
32 def all_cr_star(pstack, toks):
33     # Exhaustively apply the  $\rightarrow_{CR}^*$  relation to
34     # (psstack, toks) and return the resulting
35     # list of (psstack, toks, repair) triples.

```

Fig. 6. Our version of the Corchuelo et al. [2002] algorithm. The main function corchueloetal takes in a (parsing stack, token list) pair and returns: a (parsing stack, token list, repair sequence) triple where repair sequence is guaranteed to be a minimum cost repair sequence; or None if it failed to find a repair sequence.

The algorithm maintains a todo list of lists: the first sub-list contains configurations of cost 0, the second sub-list configurations of cost 1, and so on. The todo list is initialised with the error parsing stack, remaining tokens, and an empty repair sequence (line 2). If there are todo items left, a lowest cost configuration n is picked (lines 4–8). If n represents an accept state (line 9) or if the last N_{shifts} repairs are shifts (line 10), then n represents a minimum cost repair sequence and the algorithm terminates successfully (line 11). If n has already consumed N_{total} tokens, then it is discarded (lines 12, 13). Otherwise, n 's neighbours are gathered using the \rightarrow_{CR} relation (lines 14, 32–35). To avoid duplicate repairs, delete repairs never follow insert repairs (lines 15–17). Each neighbour has its repairs costed (line 18) and is then assigned to the correct todo sub-list (lines 21–22).

The rprs_cst function returns the cost of a repair sequence. Inserts and deletes cost 1, shifts 0.

$$\frac{([s_0 \dots s_n], [t_0 \dots t_n]) \xrightarrow{LR}^* ([s'_0 \dots s'_m], [t_j \dots t_n]) \wedge 0 \leq j \leq N_{shifts} \quad (j = 0 \wedge [s_0 \dots s_n] \neq [s'_0 \dots s'_m]) \vee j = N_{shifts} \vee \text{action}(s'_m, t_j) \in \{\text{accept}, \text{error}\})}{([s_0 \dots s_n], [t_0 \dots t_n]) \xrightarrow{CR} ([s'_0 \dots s'_m], [t_j \dots t_n], \underbrace{[shift \dots shift]}_j)} \quad \text{CR SHIFT 2}$$

$$\frac{([s_0 \dots s_n], [t_0 \dots t_n]) \xrightarrow{LR}^* ([s'_0 \dots s'_m], [t_j \dots t_n]) \wedge 0 \leq j \leq 1 \quad (j = 0 \wedge [s_0 \dots s_n] \neq [s'_0 \dots s'_m] \wedge R = []) \vee (j = 1 \wedge R = [shift])}{([s_0 \dots s_n], [t_0 \dots t_n]) \xrightarrow{CR} ([s'_0 \dots s'_m], [t_j \dots t_n], R)} \quad \text{CR SHIFT 3}$$

Fig. 7. CR SHIFT 1 always consumes input, when sometimes performing one or more reduction/gotos without consuming input would be better. CR SHIFT 2 addresses this issue. Both CR SHIFT 1 and CR SHIFT 2 generate multiple shift repairs in one go, which causes them to skip ‘intermediate’ (and sometimes important) configurations. CR SHIFT 3 generates at most one shift, exploring all intermediate configurations.

4.2 Ensuring that minimum cost repair sequences aren’t missed

CR SHIFT 1 has two flaws which prevent it from generating all possible minimum cost repair sequences.

First, CR SHIFT 1 requires at least one token to be shifted. However, after a non-shift repair, all that may be needed to reach a useful next configuration, or an *accept* state, is one or more reductions/gotos via LR REDUCE. CR SHIFT 2 in Figure 7 shows the two-phase fix which addresses

(a) Delete 3, Delete + Delete 3, Shift +, Insert Int Insert +, Shift 3, Shift +, Insert Int Insert *, Shift 3, Shift +, Insert Int	(b) Insert *, Shift 3, Delete + Insert +, Shift 3, Delete +
---	--

Fig. 8. Given the input ‘2 3 +’ and the grammar from Figure 2, CR SHIFT 1 is unable to find any repair sequences because it does not perform the reductions/gotos necessary after the final *insert* or *delete* repairs to reach an accept state. CR SHIFT 2 can find 4 minimum cost repair sequences (a). CR SHIFT 3 can find a further 2 minimum cost repair sequences on top of these (i.e. 6 in total) (b).

this problem. We first change the condition $0 < j \leq N_{shifts}$ to $0 \leq j \leq N_{shifts}$ (i.e. we don't force the LR parser to consume any tokens). However, this then opens the possibility of an infinite loop. We avoid this by saying that, if the input is not advanced, the parsing stack must have changed. Put another way, in either case we require progress to be made, even if that progress does not require consuming any input.

Second, CR SHIFT 1 and CR SHIFT 2 generate multiple shifts at a time. This causes them to skip intermediate configurations from which minimum cost repair sequences may be found. The solution⁵ is simple: at most one shift can be generated at any one time. CR SHIFT 3 in Figure 7 (as well as incorporating the fix from CR SHIFT 2) generates at most one shift repair at a time. Relative to CR SHIFT 1, it is simpler, though it also inevitably slows down the search, as more configurations are tried.

The problems with CR SHIFT 1, in particular, can be severe. Figure 8 shows an example input where CR SHIFT 1 is unable to find any repair sequences, CR SHIFT 2 some, and CR SHIFT 3 all minimum cost repair sequences.

4.3 Implementation considerations

The definitions we have given thus far do not obviously lead to an efficient implementation and Corchuelo et al. [2002] gives few useful hints. We found that two techniques were both effective at improving performance while being simple to implement.

First, although Corchuelo et al. [2002] do not refer to it as such, it was clear to us that the most natural way to model the search is as an instance of Dijkstra's algorithm. However, rather than use a general queue data-structure (probably based on a tree) to discover which element to search next, we use a similar queue data-structure to Cerecke [2003, p. 25]. This consists of one sub-list per cost (i.e. the first sub-list contains configurations of cost 0, the second sub-list configurations of cost 1 and so on). Since we always know what cost we are currently investigating, finding the next todo element requires only a single pop (line 8 of Figure 6). Similarly, adding elements requires only an append to the relevant sub-list (lines 18, 21, 22). This data-structure is a good fit because costs in our setting are always small (double digits is unusual for real-world grammars) and each neighbour generated from a configuration with cost c has a cost $\geq c$.

Second, we do not use lists to represent parsing stacks and repair sequences as Figure 6 may suggest. We found that this representation consumes noticeably more memory, and is slightly less efficient, than using parent pointer trees (often called ‘cactuses’). Every node in such a tree has a reference to a single parent (or null for the root node) but no references to child nodes. Since our implementation is written in Rust – a language without garbage collection – nodes are reference counted (i.e. a parent is only freed when it is not in a todo list and no children point to it). When the error recovery algorithm starts, it converts the main parsing stack (a list) into a parent pointer tree; and repair sequences start as empty parent pointer trees. The \rightarrow_{CR} part of our implementation

⁵The problem, and the basis of a fix, derive from [Kim and Yi 2010, p. 12], though their suggestion suffers from the same problem as CR SHIFT 1.

thus operates exclusively on parent pointer trees. Although this does mean that neighbouring configurations are scattered throughout memory, the memory sharing involved seems to more than compensate for poor cache behaviour; it also seems to be a good fit with modern malloc implementations, which are particularly efficient when allocating and freeing objects of the same size. However, it is quite possible that a different representation would be better for a garbage collected language.

One seemingly obvious further improvement is to split the search into parallel threads. However, we found that the nature of the problem means that parallelisation is more tricky, and less productive, than might be expected. There are two related problems: we cannot tell in advance if a given configuration will have huge numbers of successors or none at all; and configurations are, in general, searched for successors extremely quickly. Thus if we attempt to seed threads with initial sets of configurations, some threads quickly run out of work whilst others have ever growing queues. If, alternatively, we have a single global queue then significant amounts of time are spent adding or removing configurations in a thread-safe manner. This suggests that the right approach is likely to be a combination of the two approaches: threads would have a local queue which, if it gets too full, would be partly emptied into a global queue, from which otherwise idle threads can find new work. As we shall see in Section 7, *CPCT*⁺ runs fast enough that the additional complexity of such an approach is not, in our opinion, justified.

4.4 Finding all minimum cost repair sequences

The algorithm as described to this point non-deterministically completes as soon as it has found a single minimum cost repair sequence. In this section we show that it is possible to extend such an algorithm to efficiently find and report the complete set of minimum cost repair sequences.

The basis of a solution is simple: when a repair sequence of cost c is found to be successful, we discard all repair sequences with cost $> c$, and continue exploring configurations in cost c (including, transitively, all neighbours that are also of cost c). Each successful configuration is recorded and, when all configurations in c have been explored, the set of successful configurations is returned. This significantly slows down the search because there may be many remaining configurations in c , which may, transitively, have many neighbours.

Our solution to this performance problem is to merge together *compatible* configurations on-the-fly, preserving their distinct repair sequences while still reducing the search space. Two configurations are compatible if:

- (1) their parsing stacks are identical,
- (2) they both have an identical amount of input remaining,
- (3) and their repair sequences are compatible.

Two repair sequences are compatible:

- (1) if they both end in the same number ($n \geq 0$) of shifts,
- (2) and, if one repair sequence ends in a delete, the other repair sequence also ends in a delete.

The first condition is a direct consequence of the fact that a configuration is deemed successful if it ends in N_{shifts} shift repairs. When we merge configurations, one part of the merge is ‘dominant’ (i.e. checked for N_{shifts}) and the other ‘subsumed’. Thus we have to maintain symmetry between the dominant and subsumed parts to prevent the dominant part accidentally preventing the subsumed part from being recorded as successful. In other words, if the dominant part of the merge had fewer shifts at the end of its repair sequence than the subsumed part, then the N_{shifts} check (line 10, Figure 6) would fail, even though reversing the dominant and subsumed parts may have lead to success. It is therefore only safe to merge repair sequences which end in the same number of shifts.

The second condition relates to the weak form of compatible merging inherited from Corchuelo et al. [2002, p. 8]: delete repairs are never followed by an insert (see Figure 6) since $[delete, insert x]$ always leads to the same configuration as $[insert x, delete]$. Although we get much of the same effect through compatible configuration merging, we keep it as a separate optimisation because: it is such a frequent case; our use of the todo list means that we would not catch every case; the duplicate repair sequences are uninteresting from a user perspective, so we would have to filter them out later anyway; and each additional merge costs memory. We thus have to make sure that merged repair sequences don't accidentally suppress insert repairs because one part of the repair sequence ends in a delete while the other does not. The simplest way of solving this problem is thus simply to forbid merging repair sequences if one sequence ends in a delete and the other does not.

Fortunately, implementing compatible configuration merging is simple. We first modify the todo data-structure to be a list-of-ordered-hashsets⁶. This has near-identical append / pop performance to a normal list, but filters out duplicates with near-identical performance to an unordered hashset. We then make use of a simply property of hashsets: an object's hash behaviour need only be a non-strict subset of its equality behaviour. In other words, while we need to ensure that two objects that compare equal always map to the same hash, we can allow two objects that do not compare equal to map to the same hash. In our context, this allows us to quickly find potentially compatible nodes using hashing, checking for definitely compatible configurations using equality. We therefore hash configurations based solely on their parsing stack and remaining input whereas configuration equality is based on a configurations' parsing stacks, remaining input, and repair sequences. Since we only record configurations which we have yet to search, we cannot detect all possible compatible merges. Nevertheless, this is still a powerful optimisation. An example of compatible configuration merging can be seen in Figure 9.

Conceptually, merging two configurations together is simple: each configuration needs to store a set of repair sequences, each of which is updated as further repairs are found. However, this is an extremely inefficient representation as the sets involved need to be copied and extended as each new repair is found. Instead, we reuse the idea of graph-structured stacks from GLR parsing [Tomita 1987, p. 4] which allows us to avoid copying whenever possible. The basic idea is that configurations no longer reference a parent pointer tree of repairs directly, but instead a parent pointer tree of *repair merges*. A repair merge is a pair (*repair*, *merged*) where *repair* is a plain repair and *merged* is a (possibly null) set of repair merge sequences. This structure has two advantages. First, the N_{shifts} check can be performed solely using the first element of repair merge pairs. Second, we avoid allocating memory for configurations which have not yet been subject to a merge. The small downside to this scheme is that expanding configurations into repair sequences requires recursively expanding both the normal parent pointer tree of the first element as well as the merged parent pointer trees of the second element.

4.5 Putting together the $CPCT^+$ algorithm

The CR SHIFT 3 rule and our ability to find the complete set of minimum cost repair sequences are two of the key ingredients in our new error recovery algorithm. In this subsection we make two further additions to the algorithm, calling the result $CPCT^+$ (in homage to Corchuelo et al. [2002]).

The penultimate step in our new algorithm allows us to somewhat compensate for the small value of N_{shifts} . This value has to be a small integer (we use 3, the value suggested by Corchuelo et al. [2002]) because each additional token searched exponentially increases the search space. Thus while the repair sequences we find are all good within the range of N_{shifts} , some, but not others, may perform poorly beyond that range. We use the complete set of minimum cost repair sequences

⁶An ordered hashset preserves insertion order, and thus allows list-like integer indexing as well as hash-based lookups.

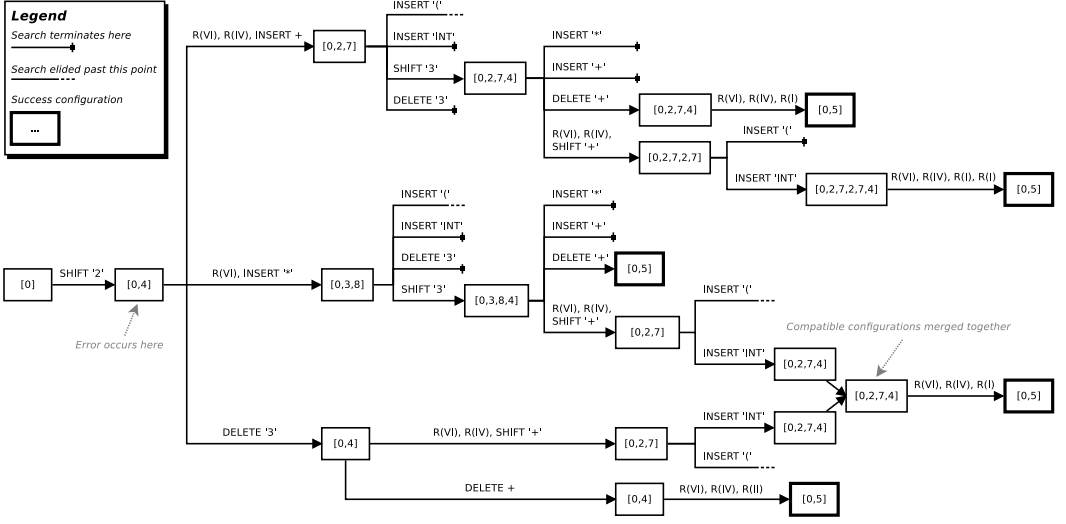


Fig. 9. An elided visualisation of a real run of $CPCT^+$ with the input ‘2 3 +’ and the grammar from Figure 2. The left hand side of the tree shows the ‘normal’ parser at work, which hits an error as soon as it has shifted the token ‘2’: at this point, $CPCT^+$ starts operating. As this shows, the search encounters various dead ends, as well as successful routes. As shown in Figure 8, this input has 6 minimum cost repair sequences, but the search only has 5 success configurations, because two configurations were merged together.

```
(a) class C {
      T x = 2 +
      T y = 3;
    }
```

```
(b) Parsing Error at line 3 col 7. Repair
    sequences found:
    1: Insert ,
```

Fig. 10. An example showing how the ranking of repair sequences can lessen the cascading error problem. The Java example (a) leads to a parsing error on line 3 at ‘y’, with three minimum cost repair sequences found: `[insert ,]`, `[insert ?]`, and `[insert (]`. These repair sequences are then ranked by how far they allow parsing to continue successfully. `[insert ,]` leads to the rest of the file being parsed without further error. `[insert ?]` causes a cascading error at ‘;’ which must then be resolved by completing the ternary expression started by ‘?’ (e.g. changing line 3 to ‘T ? y : this;’). Similarly, `[insert (]` causes a cascading error at ‘;’ which must then be resolved by inserting a ‘)’’. Since `[insert ,]` is ranked more highly than the other repair sequences, the latter are discarded, leading to the parsing output shown in (b). `javac` in contrast attempts to insert ‘;’ before ‘y’ causing a cascading error on the next token.

to lessen this weakness. After we have generated the set of configurations which represents the complete set of minimum cost repair sequences, we then rank the configurations by how far they allow parsing to continue, up to a limit of N_{try} tokens (which we somewhat arbitrarily set at 250). The reason why we rank the configurations, and not the repair sequences, is that we only need to rank one repair sequence for each merged configuration, a small but useful optimisation. We then expand the top ranked configurations into repair sequences and remove shifts from the end of those repair sequences. Since the earlier merging of compatible configurations is imprecise (it misses configurations that have already been processed), there can be some remaining duplicate repair sequences: we thus perform a final purge of duplicate repair sequences. Figure 9 shows a visualisation of $CPCT^+$ in action.

Particularly on real-world grammars, selecting the top-ranked repair sequences substantially decreases cascading errors (see Figure 10 for an example). It also does so for very little additional computational cost, as the complete set of minimum cost repair sequences is much smaller than the number of configurations searched. However, it cannot entirely reduce the cascading error problem. Since, from our perspective, each member of the top-ranked set is equivalently good, we non-deterministically select one of its members to repair the input and allow parsing to continue. This can mean that we select a repair sequence which performs less well beyond N_{try} tokens than other repair sequences in the top-ranked set.

The final part of $CPCT^+$ relates to the use of N_{total} in Corchuelo et al. [2002]. As with all members of the Fischer et al. [1979] family, $CPCT^+$ is not only unbounded in time [McKenzie et al. 1995, p. 14], but also unbounded in memory. N_{total} is an attempt to stop the algorithm from running unacceptably long by limiting how much input the algorithm will consider for modification. Unfortunately it is impossible to find a good value for this, as 'too long' is entirely dependent on the grammar and erroneous input: Java's grammar, for example, is large with a commensurately large search space while Lua's grammar is small with a commensurately small search space. This can be most easily seen on inputs with unbalanced brackets (e.g. expressions such as 'x = f(();)'): each additional unmatched bracket exponentially increases the search space. On a modern machine with a Java 7 grammar, $CPCT^+$ takes about 0.3s to find the complete set of minimum cost repair sequences for 3 unmatched brackets, 3s for 4 unmatched brackets, and 6 unmatched brackets caused our 32GiB test machine to run out of RAM. Attempting to work around this problem by reducing N_{total} leads to some simple, but spread-out syntax errors, no longer being repaired. The only sensible alternative is a timeout: up to several seconds is safe in our experience. We thus remove N_{total} from $CPCT^+$ and rely entirely on a timeout which, in this paper, is defined to be 0.5s.

5 THE KIM AND YI ALGORITHM

While performance problems such as those with unmatched brackets are fairly rare, it would be better if they did not occur at all. Kim and Yi [2010] propose a new error recovery algorithm – which is in the Fischer et al. [1979] family, but by far its most radical member – which claims to hugely reduce such performance problems. This work has not, to the best of our knowledge, received prior attention in the community, despite this promise. In this section we provide a brief overview of this work: we give enough information to understand details relevant to this paper but we elide several details which an implementation would need to consider. We also adjust the algorithm's style to match this paper's and correct several minor mistakes.

We then show that the algorithm contains three serious flaws which cause it to miss minimum cost repair sequences (Section 5.2). We are unable to fix all of these flaws, but parts of the approach serve as inspiration for our new *MF* error recovery algorithm.

5.1 An overview of the algorithm

The Kim and Yi [2010] algorithm takes Corchuelo et al. [2002] as a base, adding two significant novelties: it uses the A* algorithm [Hart et al. 1968] to delay, and thus often to avoid, unpromising configurations; and it can insert non-terminals, avoiding many inserts of terminals entirely. This allows examples with thousands of unmatched brackets to be repaired in a few seconds.

Since the A* algorithm is not a particularly common one in parsers, we first start with a brief overview of it. The A* algorithm finds minimum cost paths through a graph, where each edge has an associated cost c . The current lowest cost to reach a node n from the start node is represented by $d(n)$. A heuristic $h(n)$ returns an estimate of the additional cost needed to reach a success node from n . The heuristic must be 'admissible': it must never overestimate the cost to reach a success node (or else non-minimum cost routes to success nodes may be found first); however, it may safely

$$\begin{array}{c}
\frac{s_n \xrightarrow{t} s' \wedge t \neq \$ \wedge d = \text{ky_dist}(s', t_0) < \infty}{([s_0 \dots s_n], [t_0 \dots t_n], w) \rightarrow_{\text{KY}} ([s_0 \dots s_n, s'], [t_0 \dots t_n], \top, [\text{insert } t], d)} \text{ KY INSERT} \\
\\
\frac{[N : \alpha \bullet \beta_0 \dots \beta_n] \in \text{core}(s_n) \wedge \text{goto}(s_{n-|\alpha|}, N) = s'}{([s_0 \dots s_n], [t_0 \dots t_n], \perp) \rightarrow_{\text{KY}} ([s_0 \dots s_{n-|\alpha|}, s'], [t_0 \dots t_n], \perp, [\text{insert } \beta_0 \dots \text{insert } \beta_n], 0)} \text{ KY REDUCE} \\
\\
\frac{t_0 \neq \$}{(S, [t_0, t_1 \dots t_n], \perp) \rightarrow_{\text{KY}} (S, [t_1 \dots t_n], \perp, [\text{delete}], 0)} \text{ KY DELETE} \\
\\
\frac{(S, [t_0 \dots t_n]) \rightarrow_{\text{LR}}^* (S', [t_1 \dots t_n])}{(S, [t_0 \dots t_n], w) \rightarrow_{\text{KY}} (S', [t_1 \dots t_n], \perp, [\text{shift}], 0)} \text{ KY SHIFT}
\end{array}$$

Fig. 11. The repair-creating rules for [Kim and Yi \[2010\]](#) operate from *(parsing stack, token list, w)* to *(parsing stack, token list, w, repairs, heuristic)* tuples. KY INSERT finds terminals in the stategraph (\xrightarrow{t}) which lead to a state with a finite distance to the next input token as *insert* repairs. KY REDUCE finds items in the core (or ‘kernel’) state which would lead to a reduction if the sequence of symbols (terminals and non-terminals) $\beta_0 \dots \beta_n$ were to be found; it then optimistically creates insert repairs for each, and performs the corresponding reduction. KY DELETE is virtually identical to CR DELETE. KY SHIFT is similar to CR SHIFT 3 but has to shift a single symbol to avoid creating repairs which duplicate those found by KY REDUCE.

underestimate (i.e. the simplest admissible heuristic is $h(n) = 0$). A priority queue is used to order nodes by their $d(n) + h(n)$. On each iteration the node in the queue with the lowest $d(n) + h(n)$ is selected, its neighbours explored and each entered into the priority queue. The search terminates when the first success node is found.

The [Kim and Yi \[2010\]](#) algorithm itself comes in two main parts. First is a relation \rightarrow_{KY} which defines which neighbours can be reached from a configuration (Figure 11). Unlike the \rightarrow_{CR} relation, these rules are from *(parsing stack, token list, w)* to *(parsing stack, token list, w, repairs, heuristic)* tuples. Of these values, w is the least intuitive: since, as we will shortly see, the A^* heuristic used in this approach does not take into account reductions/gotos or deletions, heuristic values are only valid for sequences of KY INSERT and KY SHIFT. The initial configuration sets $w = \perp$. Since KY INSERT is the only rule which uses the heuristic, it sets $w = \top$. Only KY SHIFT can turn \top into \perp .

The A^* heuristic used is $\text{ky_dist}(s, t)$ which is best summarised as follows: if we are in parsing state s , what is the cost of the minimum route through the stategraph to a state s' (where s and s' may be the same state), where s' has the terminal t as an outgoing edge? In other words, this gives us the cost of inserting symbols to reach a state s' where t is a valid next terminal. If no such route exists, ky_dist returns ∞ . [Kim and Yi \[2010\]](#) provide a terse, abstract specification of the algorithm; we provide a fixed-point algorithm which calculates the underlying table. Note that we assume the existence of a function $\text{min_sentence_cost}(N)$ which returns the length of the minimum sentence(s) which match the non-terminal N : this function is a relatively simple variation of the traditional nullable computation used in parsing.

5.2 Problems with the algorithm

The combination of the \rightarrow_{KY} rules (in particular KY REDUCE’s ability to insert nonterminals) and the ky_dist function lead to dramatic performance improvements as reported by [Kim and Yi \[2010\]](#). Unfortunately the algorithm contains three flaws which lead it to produce incorrect results.

The first flaw is that the ky_dist heuristic only tells us the cost of inserting tokens to reach a state with the desired outgoing edge. A simple example of this can be seen for the grammar from Figure 2 and its distance table in Figure 12: $\text{ky_dist}(3, '+')$ returns 3, which can be achieved by


```

1 def mk_ky_table(sgraph, terms, eof_idx):
2     table = [∞] * sgraph.len_states * len(terms)
3     table[sgraph.accept_state * len(terms) \
4           + eof_idx] = 0
5     while True:
6         chgd = False
7         for i in range(sgraph.len_states):
8             for sym, end_st in sgraph.edges(i):
9                 if isinstance(sym, Nonterminal):
10                    d = min_sentence_cost(sym.nt_idx)
11                else:
12                    assert isinstance(sym, Terminal)
13                    off = i * len(terms) + sym.term_idx
14                    if table[off] != 0:
15                        table[off] = 0
16                        chgd = True
17                    d = 1
18                for j in range(len(terms)):
19                    this_off = i * len(terms) + j
20                    end_off = end_st * len(terms) + j
21                    if table[end_off] != ∞:
22                        other_cost = table[end_off] + d
23                        if other_cost < table[this_off]:
24                            table[this_off] = other_cost
25                            chgd = True
26         if not chgd:
27             break

```

s	t					
	INT	+	*	()	\$
0	0	1	1	0	2	1
1	0	1	1	0	1	∞
2	1	0	2	1	3	∞
3	1	3	0	1	3	∞
4	∞	∞	∞	∞	∞	∞
5	∞	∞	∞	∞	∞	0
6	∞	∞	∞	∞	0	∞
7	0	1	1	0	2	∞
8	0	2	1	0	2	∞
9	∞	∞	∞	∞	∞	∞
10	∞	∞	∞	∞	∞	∞
11	∞	∞	∞	∞	∞	∞

Fig. 12. A fixed-point algorithm for the *ky_dist* distance table (left) and a distance table for the grammar from Figure 2 (right). The algorithm takes in the stategraph, an ordered list of terminals, and the index of the '\$' terminal (line 1), and returns a table with one column per terminal and one row per state. Each entry starts at ∞ (line 2) except for the '\$' terminal in the accept state (i.e. the only state with an *accept* action) which is set to 0 (lines 3, 4): entries monotonically reduce to a minimum of 0. For each state i in the stategraph (line 7), the algorithm explores its outgoing edges (via the edges function (line 8)), each of which is labelled with a symbol sym and points to another state with index end_st . If the edge's symbol is a terminal then by definition the cost of reaching that terminal from state i is 0 (lines 13–16). We then calculate the cost of the edge: if the label's symbol is a nonterminal, we return the cost of the minimum sentence matching that nonterminal (line 10); if a terminal we return a cost of 1 (line 17). If the cost of t in end_st plus the distance to end_st is lower than the cost of t in i then we update the latter (lines 19–25).

inserting '*', '(', and 'INT', leaving the parser in state 2. However, from state 3, we can also reach state 2 without inserting any symbols at all through a reduction to state 0 and a corresponding goto state 2. The second flaw results from trying to fix the first: the w part of the \rightarrow_{KY} relation is a hack to ensure that KY REDUCE and KY DELETE do not interfere when the heuristic is > 0 . However, the hack has unfortunate effects, sometimes trapping the search in parsing states from which it cannot escape, and sometimes stopping it from searching states which would produce a lower cost repair sequence. For example, given the grammar $S: T \text{ 'b' 'c' }; T: \text{'a'}$; and the input 'c', Kim and Yi [2010] can find no repairs (whereas $CPCT^+$ finds $[insert\ a, insert\ b]$). Given the grammar $S: \text{'a' 'b' 'd' } | \text{'a' 'b' 'c' 'a' 'a' 'd'}$; and the input 'a c d', the algorithm incorrectly returns the repair sequence $[insert\ b, shift, insert\ a, insert\ a]$ (whereas $CPCT^+$ finds the minimum cost repair sequence $[insert\ b, delete]$). The third and final flaw is that optimistically inserting the remainder of a production in KY REDUCE prevents the terminals involved from being shifted if the user's input happens to overlap with them: since it is more expensive to insert a than to shift a , this can cause the search to generate non-minimum cost repair sequences.

$$\begin{array}{c}
\frac{\text{action}(s_n, t) = \text{shift } s' \wedge t \neq \$ \wedge d = \text{mf_dist}([r_0 \dots r_n, \text{insert } t], s', [t_0 \dots t_n]) < \infty}{([s_0 \dots s_n], [t_0 \dots t_n], [r_0 \dots r_n]) \rightarrow_{\text{MF}} ([s_0 \dots s_n, s'], [t_0 \dots t_n], [r_0 \dots r_n, \text{insert } t], d)} \text{ MF INSERT} \\
\\
\frac{N : \alpha \in \text{core_reduces}(s_n) \wedge \text{goto}(s_{n-|\alpha|}, N) = s' \wedge d = \text{mf_dist}([r_0 \dots r_n], s', [t_0 \dots t_n]) < \infty}{([s_0 \dots s_n], [t_0 \dots t_n], [r_0 \dots r_n]) \rightarrow_{\text{MF}} ([s_0 \dots s_{n-|\alpha|}, s'], [t_0 \dots t_n], [r_0 \dots r_n], d)} \text{ MF REDUCE} \\
\\
\frac{t_0 \neq \$ \wedge d = \text{mf_dist}([r_0 \dots r_n, \text{delete}], s_n, [t_1 \dots t_n]) < \infty}{([s_0 \dots s_n], [t_0, t_1 \dots t_n], [r_0 \dots r_n]) \rightarrow_{\text{MF}} ([s_0 \dots s_n], [t_1 \dots t_n], [r_0 \dots r_n, \text{delete}], d)} \text{ MF DELETE} \\
\\
\frac{\text{action}(s_n, t_0) = \text{shift } s' \wedge d = \text{mf_dist}([r_0 \dots r_n, \text{shift}], s', [t_1 \dots t_n]) < \infty}{([s_0 \dots s_n], [t_0, t_1 \dots t_n], [r_0 \dots r_n]) \rightarrow_{\text{MF}} ([s_0 \dots s_n, s'], [t_1 \dots t_n], [r_0 \dots r_n, \text{shift}], d)} \text{ MF SHIFT}
\end{array}$$

Fig. 13. The repair-creating rules for *MF* from *(parsing stack, token list, repair sequence)* configurations to *(parsing stack, token list, repair sequence, heuristic)* tuples. *mf_dist* is the *MF* A* heuristic: unlike Kim and Yi [2010], every rule makes use of the *mf_dist* heuristic. *core_reduces*(*s_n*) returns the set of non-terminals which can be reduced in state *s_n*.

The third flaw is easily fixed by disallowing the search from optimistically inserting the remainder of a production. The first two flaws can then be fixed by revisiting an old friend: if we apply the same change to KY SHIFT as we did to CR SHIFT (see Figure 7), the problem disappears, because the altered KY SHIFT can perform reductions/gotos without having to consume input. Unfortunately applying the CR SHIFT 3 fix to KY SHIFT turns the Kim and Yi [2010] algorithm into a slower version of Corchuelo et al. [2002], since reductions/gotos are now duplicated between KY REDUCE and KY SHIFT. Removing KY REDUCE turns the algorithm into an almost literal copy of Corchuelo et al. [2002], with the mostly minor difference that CR INSERT operates on the statetable and KY INSERT on the stategraph.⁷ We have been unable to find fixes to the algorithm that maintain its claimed performance properties.

6 MF

In this section we present a new recovery algorithm *MF*. As with *CPCT*⁺, *MF* finds the complete set of minimum cost repair sequences, although it does so using the A* algorithm. While *CPCT*⁺ and *MF* find precisely the same repair sequences, *MF* does so slightly quicker. However, *MF* requires more up-front calculations that require slightly more implementation effort: *MF* is approximately 800LoC whereas *CPCT*⁺ is approximately 450LoC.

We first provide an overview of the algorithm (Section 6.1) before describing in detail the steps needed to calculate the new *mf_dist* heuristic (Section 6.2).

6.1 An overview of MF

At a high level – and much of the low level – our description of *MF* is deliberately similar to *CPCT*⁺, hopefully allowing the reader to both easily digest *MF* and pick out the differences from *CPCT*⁺.

We introduce a new reduction relation \rightarrow_{MF} , defining a neighbour's configurations (Figure 13). The most obvious feature of these rules are that the relation is from *(parsing stack, token list, repair sequence)* to *(parsing stack, token list, repair sequence, heuristic)* tuples and that each rule uses a new A* heuristic *mf_dist* (which takes into account reductions/gotos and deletions; see Section 6.2). Less obviously, the rules do not use the \rightarrow_{LR} relation: MF SHIFT and MF REDUCE subsume the

⁷Though note that for parsers which allow conflict resolution, such as Yacc, this means that KY INSERT can produce results which can't be parsed by the statetable [Cerecke 2003, p. 53, 54].

```

1 def mf(pstack, toks):
    ...
14 for nbr in all_mf_star(n.0, n.1, n.2):
15     if len(n[2]) > 0 and n[2][-1] == delete \
16         and nbr[2][-1] == insert:
17         continue
18     cst = cur_cst + rprs_cst(nbr[2]) + nbr[3]
19     for _ in range(len(todo), cst):
20         todo.push([])
21     todo[cst].append((nbr[0], nbr[1], \
22                     n[2] + nbr[2]))
23 return None
24 def all_mf_star(pstack, toks, rprs):
25     # Exhaustively apply the  $\rightarrow_{MF}^*$  relation to
26     # (pstack, toks, rprs) and return the
27     # resulting list of (pstack, toks, rprs,
28     # heuristic) tuples.

```

Fig. 14. The main *MF* algorithm. Lines 2–13 are identical to those of Figure 6 (with the exception that *MF* does not return when the first success configuration is found, but stores it until the current cost *cur_cst* is fully evaluated; at that point it returns all the success configurations found). The main difference between *CPCT*⁺ and *MF* is the use of the A* heuristic, which allows configurations to be deferred beyond their actual cost. In other words a configuration with cost *c* and a heuristic *h* is placed in *todo*[*c* + *h*] (lines 18, 21, 22).

functionality of LR SHIFT and LR REDUCE (making this aspect of *MF* closer in spirit to McKenzie et al. [1995] than either Corchuelo et al. [2002] or Kim and Yi [2010]).

The main part of the *MF* algorithm is deliberately similar to that of *CPCT*⁺ (compare Figure 6 and Figure 14). Because *mf_dist* is both admissible (i.e. it never overestimates the distance to a success configuration) and consistent (i.e. the total estimated cost to reach a success configuration is monotonically non-decreasing) we know that neighbouring configurations will always be the same, or greater, cost as the current configuration. This allows us to reuse the *todo* data-structure from *CPCT*⁺ as-is. Finally, compatible configuration merging, repair sequence simplification, and so on are kept unchanged from *CPCT*⁺.

6.2 The *mf_dist* heuristic

mf_dist comes in static and dynamic parts: the former handles insertion sequences and reductions/gotos; and the latter handles deletions (which require examining the user's input). The static part extends the distance table algorithm used in Kim and Yi [2010] while the dynamic part is entirely new. In this subsection we explain both parts.

The A* heuristic of Kim and Yi [2010] builds a distance table of states and terminals: *ky_dist*(*s*, *t*) then returns the cumulative cost of the sequence of token insertions from state *s* such that a state *s'* can be found which has an outgoing edge labelled with *t*. This is a useful base, but we also need to take into account reductions/gotos to stop any search which uses the heuristic from getting trapped (Section 5.2). Fortunately, it is relatively easy to statically underapproximate the effect of reductions/gotos. The basic idea is simple: as well as taking into account the cost of a sequence of token insertions in a distance, we also take into account all possible reduction paths. Note that reductions/gotos and token insertions can be intertwined (i.e. a valid way of reaching *s'* might be a reduction, a token insertion, another reduction and so on). Fortunately, not only is this a natural candidate for a fixed-point algorithm, but we are able to follow the same structure as that used to calculate the distance table for *ky_dist*. Figure 15 shows the static part of *mf_dist* and Figure 16 shows an example distance table.

The dynamic part of *mf_dist* is shown in Figure 17. This makes use of the static table created by *mk_mf_table* and also takes into account the cost of deleting user input. The intuition is that we need to check whether the cost to a success configuration would be reduced if one or more tokens from the user's input were to be deleted. For example, consider the input '(1()'. Parsing this against the grammar from Figure 2 causes an error in state 4 before the second '(' token; after

```

1 def mk_mf_table(sgraph, stable, terms, eof_idx):
2     table = [∞] * len(sgraph) * len(terms)
3     table[sgraph.accept_state * len(terms) \
4           + eof_idx] = 0
5     while True:
6         chgd = False
7         for i in range(sgraph.len_states):
8             for sym, end_st in sgraph.edges(i):
9                 ...
26            for st_idx in goto_states(sgraph, \
27                                      stable, i):
28                for j in range(len(terms)):
29                    this_off = i * len(terms) + j
30                    end_off = st_idx * len(terms) + j
31                    if table[end_off] != ∞ and \
32                       table[end_off] < table[this_off]:
33                        table[this_off] = table[end_off]
34                chgd = True
35     if not chgd:
36         break
37
38 def goto_states(sgraph, stable, st_idx):
39     gs = set()
40     for nonterm, prod, dot in \
41         sgraph.core_state(st_idx):
42         if dot < len(prod.syms):
43             continue
44         prev = set([st_idx])
45         for _ in len(prod.syms):
46             next = set()
47             for i in prev:
48                 next.union(sgraph.rev_edges(i))
49             prev = next
50         for i in prev:
51             goto_st = stable.goto(i, nonterm)
52             if goto_st is not None:
53                 gs.add(goto_st_idx)

```

Fig. 15. A fixed-point algorithm for the static component of the *mf_dist* function, returning a distance table which takes into account reductions/gotos. *goto_states* returns the set of state indexes which a state *st_idx* may end up in after all possible reductions/gotos have occurred. To calculate this, all core items of a state with a dot at the end are considered (lines 39–42). We then recursively iterate backwards over the stategraph (using *rev_edges(i)* which returns all the states which have an edge pointing to state *i*), exploring all possible reduction routes that could be encountered dynamically (lines 43–48). The intuition behind this is that an item $[N : \alpha \bullet]$ will cause $|\alpha|$ items to be popped from the parsing stack; we thus iterate backwards $|\alpha|$ times over the stategraph (line 44), recording at each point the states we can reach (lines 46–47). We then take the resulting set and map each element to the state it will goto (lines 49–52). Lines 9–25 of *mk_mf_table* are identical to that of the *mk_ky_table* function (see Figure 12) (i.e. they follow insertion sequences). We then take into account the goto states as part of the distance calculation (lines 26–34).

s	t					
	INT	+	*	()	\$
0	0	1	1	0	1	1
1	0	1	1	0	1	1
2	1	0	1	1	0	0
3	1	0	0	1	0	0
4	1	0	0	1	0	0
5	∞	∞	∞	∞	∞	0
6	2	1	1	2	0	1
7	0	1	1	0	1	1
8	0	1	1	0	1	1
9	1	0	0	1	0	0
10	2	1	1	2	0	0
11	1	0	1	1	0	0

Fig. 16. The *mf_dist* distance table for the grammar from Figure 2. Relative to the *ky_dist* distance table (Figure 12), many fewer entries are ∞ , because reductions/gotos are taken into account. For example, consider state 3, terminal ‘+’: in *ky_dist*’s distance table this has a cost of 3; in *mf_dist*’s distance table the cost is 0. The reason for this can be clearly seen from the stategraph in Figure 2: in state 3, the terminal ‘+’ causes a reduction to state 0, and then a goto to state 2. State 2 has an outgoing edge labelled with + and hence a distance of 0 to it. Notice also that every state now has a non- ∞ distance to the ‘\$’ terminal, since every (reachable) state must be able to reach the accept state.

applying MF REDUCE we end up in state 6. Looking up the next token ‘(’ in the distance table returns a cost of 2. However, the next token costs 1 to delete, while the distance to the subsequent token ‘)’ is 0. Thus the combination of the deletion cost (1) and the cost to reach the second token

```

1 def mf_dist(rprs, s, toks):
2     if ends_in_N_shifts(rprs):
3         return 0
4     ld = ∞
5     dc = 0
6     while dc < ld:
7         d = mf_dist_table(s, toks[0])
8         if d < ∞ and dc + d < ld:
9             ld = dc + d
10        dc += 1
11        if len(toks) == 1:
12            break
13        toks = toks[1:]
14    if ld == ∞:
15        return None
16    else:
17        return ld

```

Fig. 17. *mf_dist* returns the cost to a success configuration, taking into account reductions and deletions. It takes as input a sequence of repairs *rprs*, a state *s*, and the remaining tokens from the user's input *toks* and returns an integer distance or None if no route can be found. The function starts with a special case: if the repair sequence ends in N_{shifts} shifts then the distance to a success configuration is by definition 0 (lines 2–3). Otherwise, the current least distance to a success configuration is set to ∞ (line 4; this value monotonically decreases as the main loop executes) and the current cost of deleting tokens to 0 (line 5). We then continually iterate over the user's input until either there is no input left (lines 11–12) or the cost of deleting tokens exceeds the current least distance (line 6). On each iteration of the loop, we lookup the static distance to the next token in the user's input (line 7). If the distance is less than ∞ and the cumulative deletion cost plus the static distance is less than the current least distance, then we update the latter (lines 8–9). Otherwise, we increment the deletion cost (line 10) and 'delete' the next token (line 13).

from the current state (0) is lower than the cost to reach the first token (2). *mf_dist* must thus return a cost of 1 in order that the heuristic remains admissible.

The remaining subtlety of *mf_dist* comes from checking that we don't accidentally defer success configurations. While configurations that reach an accept state have a distance of 0 in the distance table by definition, configurations that may end with N_{shifts} shifts have to be checked manually. *mf_dist* therefore has to consider the repair sequence of the new configuration being created: if it ends with N_{shifts} shifts, then a distance of 0 is returned to ensure that the configuration is checked for success at the current cost.

6.3 Skipping intermediate reduction/gotos

Although not easily expressed in the reduction rules of Figure 13, MF REDUCE can be further optimised. In its original form, MF REDUCE causes each reduction/goto to produce a new configuration whose neighbours are then explored as normal. However, this is not always necessary. As can be seen from LR REDUCE, reduction/gotos are taken based on the next token in the user's input: a sequence of configurations [*reduce*, *delete*, *reduce*], for example, is nonsensical, as the next token in the user's input cannot suddenly change in the middle of a sequence of reduction/gotos.

Our implementation of MF REDUCE therefore skips configurations whose goto state both: only contains reductions; and where all reductions reference the same production. For example, if, for the grammar of Figure 2 we reduce/goto state 10 (which contains two reduction actions, both referencing the same production), we skip it and immediately perform the next reduction/goto. Conversely, if we reduce/goto state 3, we must create a configuration, since it contains a shift action (as well as several reduce actions).

7 EXPERIMENT

In order to understand the performance of error recovery algorithms we conducted a large experiment on real-world Java code using three algorithms: panic mode (Section 3), *CPCT*⁺, and *MF*. In this section we outline our methodology (Section 7.1) and results (Section 7.2). Our experiment is fully repeatable and downloadable from https://archive.org/download/error_recovery_experiment/0.2/. The results from our particular run of the experiment can also be downloaded from the same location.

7.1 Methodology

In order to evaluate error recovery implementations, we need a concrete implementation. We implemented a new Yacc-compatible parsing system *grmtools* in Rust. Including associated libraries for LR table generation and so on, *grmtools* is around 11KLoC. Although intended as a production library, it has accidentally played a part as a flexible test bed for experimenting with, and understanding, error recovery algorithms. We added a simple front-end which produces the output seen in e.g. Figure 1. We use *grmtools* for all experiments in this paper.

There are two standard problems when evaluating error recovery algorithms: how to determine if a good job has been done on an individual example; and obtaining sufficient examples to get a wide perspective on an algorithm's performance. To some extent, solutions to these problems are mutually exclusive: for real-world inputs, the only way to guarantee that a good job has been done is to manually evaluate it, which means that it is only practical to use a small set of input programs. Most papers we are aware of use at most 200 source files (e.g. [Corchuelo et al. 2002]), with one using a single source file with minor variants (Kim and Yi [2010]). Cerecke [2003] was the first to use a large-scale corpus of approximately 60,000 Java source files. Early in the development of our methodology, we performed some rough experiments which suggested that statistics only start to stabilise once a corpus exceeds 10,000 source files. We therefore prefer to use a much larger corpus than most previous studies. We are fortunate to have access to the Blackbox project [Brown et al. 2014], an opt-in data collection facility for the BlueJ editor, which records major editing events (e.g. compiling a file) and sends them to a central repository. Crucially, one can see the source code associated with each event. What makes Blackbox most appealing as a data source is its scale and diversity: it has hundreds of thousands of users, and a huge collection of source code.

We first obtained a Java 1.5 Yacc grammar and updated it to support Java 1.7.⁸ We then randomly selected source files from Blackbox's database (following the lead of Santos et al. [2018], we selected data from Blackbox's beginning until the end of 2017-12-31). We then ran such source files through our Java 1.7 lexer. We immediately rejected files which didn't lex, since such files cannot be considered for parsing.⁹ We then parsed candidate files with our Java grammar and rejected any which did parse successfully, since there is little point running an error recovery algorithm on correct input. The final corpus consists of 200,000 source files (collectively a total of 404MiB). Since Blackbox, quite reasonably, requires each person with access to the source files to register with them, we cannot distribute the source files directly; instead, we distribute the (inherently anonymised) identifiers necessary to extract the source files for those who register with Blackbox.

The size of our corpus means that we cannot manually evaluate repairs for quality. Instead, to evaluate this paper's most important metric (the cascading error problem), we report the number of error locations found in the corpus for different algorithms. We know, by definition, that the corpus contains at least 200,000 manually created errors (i.e. at least one per file). Since it is likely that some files have more than one manually created error, the minimum possible number of error locations is likely to be bigger than this, but we have no way of knowing the true number. However, we can compare different algorithms: the fewer error locations an algorithm reports, the fewer cascading errors it has caused. This comes with an important caveat: a nefarious error recovery algorithm could simply skip all input after the first error encountered, thus reporting 'only' 200,000 error locations. Since, for other reasons, we also record the proportion of input skipped, we can confirm that this is not a significant factor in any of the algorithms we report on.

⁸Unfortunately, changes to the method calling syntax in Java 1.8 mean that it is an awkward, though not impossible, fit for an LR(1) formalism such as Yacc, requiring substantial changes to the current Java Yacc grammar. We consider the work involved beyond that useful for this paper.

⁹Happily, this also excludes outputs which can't possibly be Java source code. Some odd things are pasted into text editors.

In order to test hypothesis H1 we ran each error recovery algorithm against the entire Java corpus, collecting for each file: the time spent in recovery (in seconds); whether error recovery on the file was successful (true or false); the number of error locations; the cost of repair sequences at each error location (only if error recovery was successful on the file as a whole); and the number of tokens skipped by error recovery (i.e. how many *delete* repairs were applied). Note that there are two ways of failing to repair all errors in a file: exceeding the timeout; or running out of plausible candidate repair sequences. We measure the time spent in error recovery with a monotonic wall-clock timer, covering all aspects of error recovery from when the main parser first invokes error recovery until an updated parsing stack and parsing index are returned along with minimum cost repair sequences. The timer is suspended when normal parsing restarts and resumed if error recovery is needed again.

In order to test hypothesis H2, we created a variant of *MF* called MF_{rev} , collecting the same data as for the other error recovery algorithms. Instead of selecting from the minimum cost repair sequences which allow parsing to continue furthest, MF_{rev} selects from those which allow parsing to continue the least far. This models the worst case for other members of the Fischer et al. [1979] family which non-deterministically select a single minimum cost repair sequence. In other words, it allows us to understand how many more errors could be reported to users of other members of the Fischer et al. [1979] family compared to *MF*.

In order to understand the accuracy of the numbers we report, we provide 99% confidence intervals. We bootstrapped [Efron 1979] our results 10,000 times to produce confidence intervals. However, since, as Figure 19 shows, our distribution is heavy-tailed, we cannot bootstrap naively. Instead, we ran each error recovery algorithm 30 times on each source file; when bootstrapping we randomly sample one of the 30 values collected (i.e. our bootstrapped data contains an entry for every file in the experiment; that entry is one of the 30 values collected for that file). The only subtlety is when bootstrapping the mean cost size: this value only makes sense if the file was successfully recovered from, so we do not sample from runs where error recovery failed.

All experiments were run on an otherwise unloaded Intel Xeon E3-1240 v6 with 32GiB RAM running Debian 9, taking approximately 10 days to complete. We used Rust 1.31.0 to compile *grmtools* (the Cargo.lock file necessary to reproduce the build is included in our experimental repository).

7.2 Results

Figure 18 shows a summary of the results of our experiment. The overall conclusions are fairly clear. Both $CPCT^+$ and *MF* are able to repair nearly all input files within the 0.5s timeout; and while panic mode is able to repair virtually every file within the 0.5s timeout, it reports well over twice as many error locations as $CPCT^+$ or *MF* (i.e. panic mode substantially worsens the cascading error problem). The fact that the median recovery time for $CPCT^+$ and *MF* is two orders of magnitude lower than the mean recovery time suggests that only a small number of outliers cause error recovery to take long enough to be perceptible to humans; this is confirmed by the histogram in Figure 19. *MF*'s failure rate is only $71.58\% \pm 0.679\%$ that of $CPCT^+$'s, though in absolute terms both are already extremely low. *MF* also has noticeably better median and mean repair times (the latter, in our opinion, being more important, since users are more sensitive to worst case than best case performance) though, again, in absolute terms both are already fairly low. These results strongly validate Hypothesis H1.

$CPCT^+$ and *MF* rank the complete set of minimum cost repair sequences by how far each allows parsing to continue and choose from those which allow parsing to continue furthest. MF_{rev} , in contrast, selects from those which allow parsing to continue the least far. MF_{rev} shows that the ranking technique used in *MF* substantially reduces the potential for cascading errors: MF_{rev} leads

	Mean time (s)	Median time (s)	Cost size (#)	Failure rate (%)	Tokens skipped (%)	Error locations (#)
<i>Panic</i>	0.000002 ± 0.0000001	0.000001 ± 0.0000001	-	-	3.87 ± 0.001	980,848 ± 0
<i>CPCT⁺</i>	0.014003 ± 0.0000814	0.000266 ± 0.0000003	1.65 ± 0.001	1.68 ± 0.018	0.31 ± 0.001	439,731 ± 674
<i>MF</i>	0.010023 ± 0.0000752	0.000143 ± 0.0000002	1.67 ± 0.001	1.29 ± 0.016	0.32 ± 0.001	442,252 ± 737
<i>MF_{rev}</i>	0.013081 ± 0.0001010	0.000173 ± 0.0000003	1.76 ± 0.002	1.71 ± 0.022	0.42 ± 0.002	585,246 ± 1294

Fig. 18. Summary statistics from running our error recovery algorithms over a corpus of 200,000 Java files (for all measures, lower values are better). Mean and median times report how long was spent in error recovery per file: both figures include files which exceeded the recovery timeout, so they represent the ‘real’ times that users would experience, whether or not all errors are repaired or not. Cost size reports the mean cost (i.e. the number of insert and delete repairs) of each error location repaired (this number is meaningless for *Panic*, which does not have a concept of costable repairs). The failure rate is the percentage of files which could not be fully repaired within the timeout (this number is semi-meaningless for *Panic*, which, at worst, is always able to find a repair at the EOF token). Tokens skipped is the percentage of input skipped (because of a delete repair). The number of error locations shows how many separate points in files are reported as errors. Since fewer files in *MF* timeout, it is able to continue repairing errors more often, hence the slightly higher number of error locations relative to *CPCT⁺*. However *MF_{rev}* (which always selects from the minimum cost repair sequences that allow parsing to continue the least far) is much more prone to cascading errors, reporting $32.34\% \pm 0.367\%$ more error locations than *MF* to users.

to $32.34\% \pm 0.367\%$ more error locations being reported to users relative to *MF*. As the histogram in Figure 20 shows, the distribution of error locations in *MF* and *MF_{rev}* is similar, with the latter simply shifted slightly to the right. In other words, *MF_{rev}* makes error recovery slightly worse in a number of files (rather than making error recovery in a small number of files a lot worse). This strongly validates Hypothesis H2.

Interestingly, *MF_{rev}* has a noticeably higher mean cost of repair sequences relative to *CPCT⁺* and *MF*. In other words, *MF_{rev}* not only causes more error locations to be reported, but the repair sequences at the additional error locations have higher numbers of insert and delete repairs. This suggests that there is a double whammy from cascading errors: not only are more error locations reported, but the poorer quality repair sequences chosen make subsequent error locations disproportionately harder for the error recovery algorithm to recover from.

7.3 The impact of skipping input

As well as the much higher failure rate, the number of error locations reported by panic mode is well over twice that of *CPCT⁺* and *MF*. This led us to make an additional hypothesis:

H3 The more of the user’s input that is skipped, the greater the number of cascading parsing errors.

The intuition underlying this hypothesis is that, in general, the user’s input is very close to being correct: thus the more of the input that one skips, the less likely one is to get back to a successful parse. We thus added the ability to record how much of the user’s input is skipped as the result of *delete* repairs during error recovery. The figures surprised us: *CPCT⁺* and *MF* skip very little of the user’s input; *MF_{rev}* skips a little more; and panic mode skips an order of magnitude more.

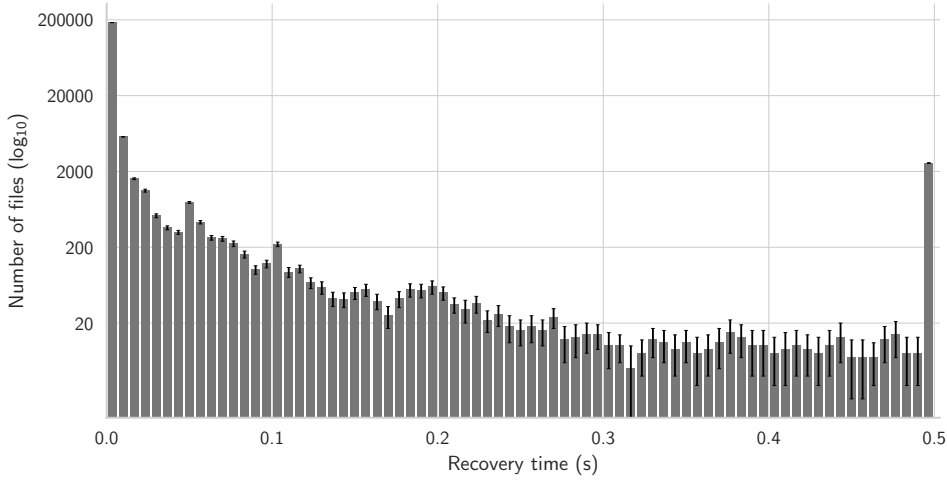


Fig. 19. A histogram of the time spent in error recovery by *MF* for files in our corpus. The x axis shows time (up to the timeout of 0.5s) and the y axis is a logarithmic scale for the number of files. Error bars represent 99% confidence intervals. As this clearly shows, most files are repaired extremely quickly. There is then a continual decrease until the timeout of 0.5s, where the files that were unable to be repaired in the timeout cause a small, but pronounced, peak.

Although we do not have enough data points to make a definitive statement, our data seems to validate Hypothesis H3.

8 USING ERROR RECOVERY IN PRACTICE

The algorithms presented in this paper would be of only marginal interest if they could not be used easily in practice. Previous approaches in the Fischer et al. [1979] family make no mention of how error recovery should be used or, indeed, if it has any implications for users at all. Although several members of the Fischer et al. [1979] family were implemented in parsing tools of the day, to the best of our knowledge none of those implementations have survived.

We are therefore forced to treat the following as an open question: can one sensibly use error recovery in the Fischer et al. [1979] family in practice? In particular, given that the most common way to use LR grammars is to execute action code as each production is reduced, what should actions do in the face of parts of the input altered by error recovery? This latter question is vital for real-world systems, such as compilers, which often want to continue doing as much work as possible even in the face of syntax errors (e.g. running a type checker).

In this section we briefly outline the approach taken in *grmtools*, our Rust parsing tool. This section necessarily contains several Rust-specific parts. Thus, while we cannot answer the question posed above in general, we can at least answer it for one particular language. Readers who prefer to avoid Rust-specific details may wish to move immediately to Section 9.

8.1 A basic solution

Figure 21 shows a naive *grmtools* version of the grammar from Figure 2. The most obvious difference in Figure 21 is that it can evaluate numeric results as parsing occurs (i.e. given the input $2 + 3 * 4$ it returns 14). Each production has an *action*, which is arbitrary Rust code that is executed when that production is reduced. At a basic level, we have simply replaced Yacc's C actions with Rust actions:

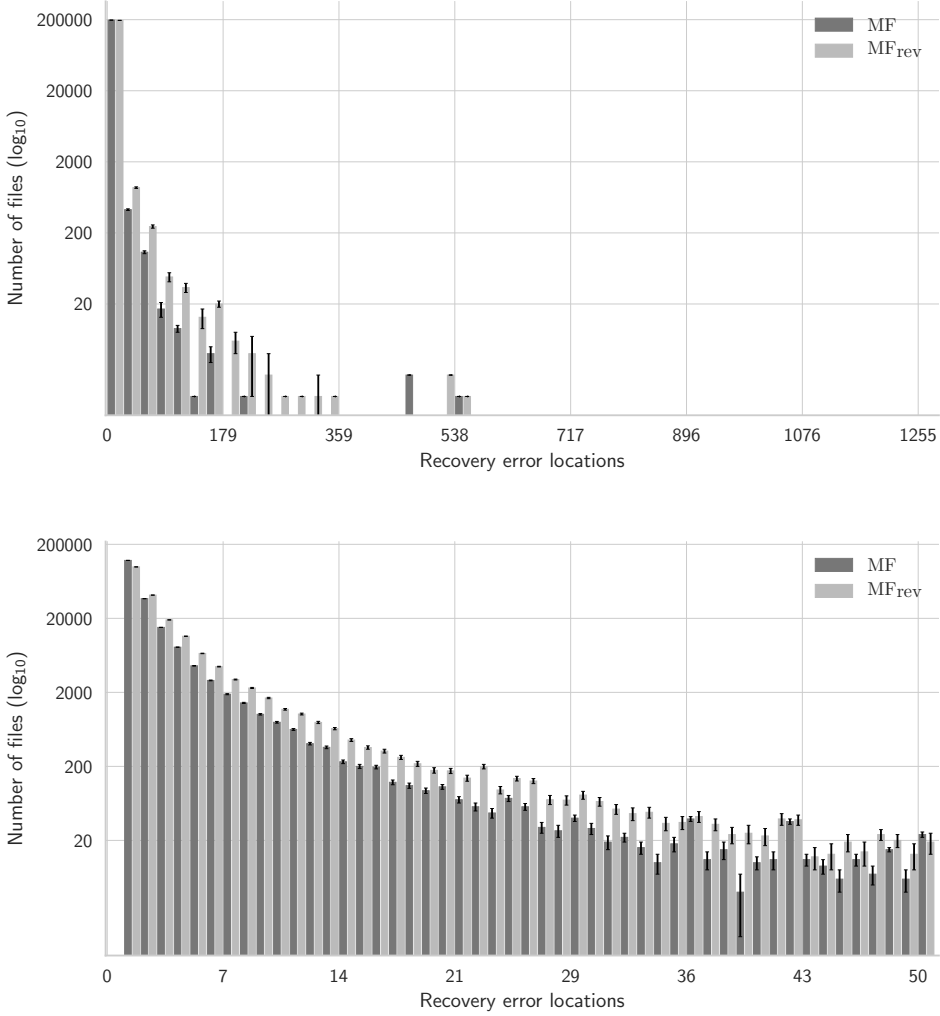


Fig. 20. Histograms of the number of error locations for MF and MF_{rev} (fewer is better). Error bars represent 99% confidence intervals. The top histogram shows the full spread of data (with 50 bins). Since outliers obscure the main body of data, the bottom histogram only shows data up to 50 error recovery locations (with 50 bins i.e. 1 bin per error location size). For both histograms, the x axis shows the number of error locations in a file and the y axis is a logarithmic scale for the number of files. As the bottom histogram clearly shows, the entire distribution is skewed slightly rightwards by MF_{rev} , showing that MF_{rev} makes error recovery slightly worse in a number of files (rather than making error recovery in a small number of files a lot worse).

like Yacc, symbols in the production are available to the action as pseudo-variables named $\$n$ (a production of n symbols has n pseudo-variables with the first symbol connected to $\$1$ and so on). However, there are two major differences.

The first major difference is a syntactic extension over traditional Yacc: each rule R has an associated Rust *action type* (between ‘ \rightarrow ’ and ‘ $:$ ’). Each production in R must evaluate to a value

```

1 %start Expr
2 %%
3 Expr -> u64:
4     Term "+" Expr { $1 + $3 }
5     | Term { $1 }
6     ;
7
8 Term -> u64:
9     Factor "*" Term { $1 * $3 }
10    | Factor { $1 }
11    ;
12
13 Factor -> u64:
14     "(" Expr ")" { $2 }
15     | "INT"
16     {
17         let n = $lexer.lexeme_str(&$1.unwrap());
18         match s.parse::<u64>() {
19             Ok(val) => val as u64,
20             Err(_) => panic!(
21                 "{} cannot be represented as a u64",
22                 s)
23         }
24     };

```

Fig. 21. A naive version of the calculator grammar with actions on each production. The traditional Yacc %union declaration is unwieldy in Rust. Instead, *grmtools* allows each rule to have a Rust return type associated with it (between ‘->’ and ‘:’): the actions of each production in that rule must return values of that type. $\$n$ variables reference the n th symbol in a production (numbered from one i.e. $\$1$ references the first symbol). If that symbol is a reference to a rule, a value of that rule’s Rust type will be stored in that variable. If that symbol is a token then the user’s input can be obtained by `$lexer.lexeme_str(&$1.unwrap())` (line 17). Note that while this grammar’s actions work as expected for inputs such as ‘2 + 3 * 4’, they will panic if too large a number is passed (lines 20–23), or if an integer is inserted by error recovery. Figure 22 shows how to avoid both problems.

of the action type (an approach shared with other modern parsers such as ANTLR [Parrr 2013]). This is in contrast to traditional Yacc where productions must return a C union specified with the %union directive. This is easy (albeit dangerous) for programmers to use, as values can be extracted from a C union without static checks. However, a Rust enum (the rough equivalent of C’s union) requires explicit (and generally somewhat lengthy) pattern matching to be added before values can be extracted. Since a rule’s values are percolated to other rules via actions, such pattern matching quickly becomes tedious and obfuscatory, as well as delaying some typing aspects to run-time. Having a separate action type per rule gives a natural, and fully statically typable, way of avoiding this problem.

The second major difference is in the contents of the $\$n$ pseudo-variables and how user input is extracted from them. If a pseudo-variable references a rule R , then that pseudo-variable’s static type is R ’s action type (in Figure 21, each rule has the same action type of u64). However, if a pseudo-variable references a token T , then that pseudo-variable’s static type is (slightly simplified) `Result<Lexeme, Lexeme>`. We will explain the reasons for this shortly, but at this stage it suffices to note that we can extract tokens matching the user’s input by calling `$1.unwrap()`, and obtain the actual string the user passed by using the globally available `$lexer.lexeme_str` function.

8.2 Can action execution continue in the face of error recovery?

In Yacc, actions can execute safely in the knowledge that each symbol in the production has ‘normal’ data attached to it (either a rule’s value or the string matching a token; Yacc’s error recovery is implicitly expected to maintain this guarantee). In contrast, we are unable to provide such a guarantee: some tokens will be the result of insert repairs and will have a type but no value. How can the programmer handle this in a sensible way? For example, given the input ‘2 +’, *CPCT*⁺ and *MF* find a single repair sequence [*Insert Int*]. What should a calculator do with an inserted integer? It would be surprising to guess a suitable value, so our naive calculator simply panics (roughly equivalent to ‘raises an exception and then exits’) if it encounters an inserted token (the unwrap in line 17).

```

1 %start Expr
2 %avoid_insert "INT"
3 %%
4 Expr -> Result<u64, ()>:
5     Term "+" Expr { Ok($1? + $3?) }
6     | Term { $1 }
7     ;
8
9 Term -> Result<u64, ()>:
10     Factor "*" Term { Ok($1? * $3?) }
11     | Factor { $1 }
12     ;
13
14 Factor -> Result<u64, ()>:
15     '(' Expr ')' { $2 }
16     | 'INT'
17     {
18         let n = $lexer.lexeme_str(&$1.map_err(|_| ())?);
19         match s.parse::

```

Fig. 22. A more sophisticated version of the grammar from Figure 21. Each rule now returns a `Result` type. If an integer is inserted by error recovery, the `Factor` rule returns `Err(())` (line 18). All other rules simply percolate such errors upwards using the `'?'` operator (which, if the `Result`-returning expression it is attached to evaluates to an `Err`, immediately returns that error; otherwise it unwraps the `Ok`). Note that other token types are unaffected: if error recovery inserts a bracket, for example, evaluation of the expression continues.

In general, simply exiting when such a situation is encountered is undesirable. One alternative might be to stop executing actions after a syntax error has been encountered. However, many syntax errors are sufficiently minor that we would like to continue executing actions (e.g. a compiler might still run its type checker). Unfortunately, what constitutes a ‘minor’ syntax error is inherently language specific. We therefore want a mechanism which allows the grammar author to make this decision while not overburdening them with boilerplate code.

The outline of a solution is to allow users to differentiate between a pseudo-variable referencing a token derived from user input and a token created by error recovery. *grmtools* does this in a way that is simple and ergonomic, at least for Rust. In essence, pseudo-variables that reference tokens have (slightly simplified) the Rust type `Result<Lexeme, Lexeme>`. Rust’s `Result` type¹⁰ is a sum type which references a success (`Ok(...)`) or error (`Err(...)`) type. In our case, both the `Ok` and `Err` cases reference the same types because it allows a fairly natural interaction with normal Rust idioms and operators. We use the `Ok` case to represent ‘normal’ tokens created from user input and the `Err` case to represent tokens inserted by error recovery. The reason we encode things in this way is that it allows users to use familiar Rust idioms when choosing what to do when inserted tokens are encountered: the `Result` type has a variety of useful helper functions which are widely known by Rust programmers.

For example, one reasonable choice is to stop executing meaningful action code, but to continue parsing, when an inserted token is encountered. This can be achieved by altering rules from returning a type `T` to returning `Result<T, ()>` (where `()` is Rust’s unit type). When a rule cannot produce a value, for whatever reason, it simply returns `Err(())`. It is then, deliberately, fairly easy to use with the `Result<Lexeme, Lexeme>` type: for tokens whose value we absolutely require, we map the `Err(Lexeme)` case to `Err(())` with the (standard, if mildly clunky) idiom

¹⁰Equivalents are found in several other languages: Haskell’s `Either`; OCaml’s `result`; or Scala’s `Either`.

`'$n.map_err(|_| ())?'`. In essence, this first says 'if `$n` is an `Err(Lexeme)`, convert it to `Err(())`' (with `map_err`) and then 'if we have `Err(...)` percolate it upwards, otherwise unwrap the `Ok` case' (the `'?'` operator). While we might prefer the code to be slightly less verbose, it is easily understood by Rust programmers and achieves the desired result. Figure 22 shows a version of the grammar making use of this idiom. As it shows, relatively little extra code is required over the naive approach.

8.3 Preferring repair sequences that are easy for actions to deal with

Insert repairs are often awkward for actions to deal with. In most cases, there is simply no alternative than to force actions to deal with this possibility, hence the solution proposed in the previous subsection. However, the complete set of repair sequences sometimes give us a way of avoiding this awkwardness. For example, consider the input `'2 + + 3'`, which has two repair sequences `[Delete +]`, `[Insert Int]`: evaluation of the expression can continue if the former repair sequence is used, but not if the latter is used. However, as presented thus far, these repair sequences are ranked equally and one non-deterministically selected to apply to the input.

`grmtools` therefore provides an optional declaration `%avoid_insert` which takes a list of token names. Tokens in this list are those for which the user expects to require the value of, and which, if inserted by error recovery, would prevent actions from continuing execution. Of the tokens in our running grammar, only the `INT` token satisfies this criteria, so we simply add `%avoid_insert "INT"` to the grammar. We then make a simple change to the repair sequence ranking of Section 4.5 such that the final list of repair sequences is sorted with inserts of such tokens at the bottom of the list. In our case, this means that we deterministically always select `Delete +` as the repair sequence to apply to the input `'2 + + 3'` (though note that we still present the `Insert Int` repair sequence to the user, simply ranking it consistently as the second option).

9 THREATS TO VALIDITY

The most obvious threat to validity is our performance comparison of `CPCT+`, and `MF`. They are specific to our implementation context and it is possible that their relative positions could change if implemented in a different fashion. Nevertheless, the absolute performance numbers for `CPCT+` and `MF` are already good, and better implementations will only improve our view of both algorithms.

A less obvious problem is that, even after repair sequence ranking, `CPCT+` and `MF` are still non-deterministic. This is because, in general, multiple repair sequences may have identical effects up to N_{try} tokens, but cause different effects after that value. By running each file through each error recovery multiple times and reporting confidence intervals, we are able to give a good – though inevitably imperfect – sense of the likely variance induced by this non-determinism.

Blackbox contains an astonishingly large amount of source code but has two inherent limitations. First, it only contains Java source code. This means that our main experiment is limited to one grammar: it is possible that our techniques do not generalise beyond the Java grammar (though, as Appendix A suggests, our techniques do appear to work well on other grammars). Although Cerecke [2003, p. 109] suggests that different grammars make relatively little difference to the performance of such error recovery algorithms, we are not aware of an equivalent repository for other language's source code. One solution is to mutate correct source files (e.g. randomly deleting tokens), thus obtaining incorrect inputs which we can later test: however, it is difficult to uncover and then emulate the numerous, sometimes surprising, ways that humans make syntax errors, particularly as some are language specific (though there is some early work in this area [de Jonge and Visser 2012]). Second, Blackbox's data comes largely from students, who are more likely than average to be somewhat novice programmers. It is clear that novice programmers make some different syntax errors – and, probably, make some syntax errors more often – relative to advanced programmers. An extreme example is the furthest outlier elided from Figure 20: it contains the

same highly erroneous input copy and pasted several times within the same file. It is thus possible that a corpus consisting solely of programs from advanced programmers would lead to slightly different results. We consider this a minor worry, partly because a good error recovery algorithm should aim to perform well with inputs from users of different experience levels.

Our corpus was parsed using a Java 1.7 grammar, but some members of the corpus were almost certainly written using Java 1.8 features. Many – though not all – Java 1.8 features require a new keyword: such candidate source files would thus have failed our initial lexing test and not been included in our corpus. However, some Java 1.8 files will have made it through our checks. Arguably these are still a valid test of our error recovery algorithms. It is even likely that they may be a little more challenging on average, since they are likely to be further away from being valid syntax than files intended for Java 1.7.

10 RELATED WORK

Error recovery techniques are so numerous that there is no definitive reference or overview of them. However, [Degano and Priami \[1995\]](#) contains an overall historical analysis and [Cerecke \[2003\]](#) an excellent overview of many of the approaches which build on [Fischer et al. \[1979\]](#). Both must be supplemented with more recent works, such as those we have cited in this paper.

The biggest limitation of error recovery algorithms in the [Fischer et al. \[1979\]](#) family is that they are local: they find repairs at the point that an error is discovered, which may be later in the file than the cause of the error. Thus even when they successfully recover from an error, the repair sequence reported may be very different from the fix the user considers appropriate (note that this is distinct from the cascading error problem, which our ranking of repair sequences in Section 4.5 partly addresses). Perhaps the most common – and without doubt the most frustrating – example of this is missing a ‘}’ character within the method of a Java-like language. Some approaches are able to backtrack from the source of the error in order to try and find more appropriate repairs. However, there are two problems with this: first, the cost of maintaining the necessary state to backtrack slows down normal parsing (e.g. [de Jonge et al. 2012](#) only store the relevant state at each line encountered to reduce this cost), whereas we add no overhead at all to normal parsing; second, the search-space is so hugely increased that it can be harder to find any repairs at all [\[Degano and Priami 1995\]](#).

A more recent possibility from [Santos et al. \[2018\]](#) is to use machine learning to train a system on syntactically correct programs: when a syntax error is encountered, they use their model to suggest appropriate global fixes. Although they also use data from Blackbox, their experimental methodology is very different: they are stricter, in that they aim to find exactly the same type of repair as the human user actually applied themselves; but also looser, in that they only consider errors which can be fixed by a single token (discarding 42% of the data [\[Santos et al. 2018, p. 8\]](#)) whereas we attempt to fix errors which span multiple tokens. It is thus difficult to directly compare their results to ours. However, by the high bar they have set themselves, they are able to repair 52% of single-token errors (i.e. about 30% of all possible errors; for reference, MF repairs $98.71\% \pm 0.016\%$ of files). It seems likely that future machine learning approaches will improve upon this figure, although the size of the problem space suggests that it will be hard to get close to 100%. It seems plausible that a ‘perfect’ system will mix both deterministic approaches (such as ours, which has a high chance of finding a good-enough recovery) with probabilistic approaches (which have a moderate chance of finding a perfect recovery). There may be several shades of grey, leading to a system with multiple error recovery sub-approaches (in similar fashion to [de Jonge et al. \[2012\]](#)).

Although one of our paper’s aims is to find the complete set of minimum cost repair sequences, it is unclear how best to present them to users, leading to questions such as: should they be simplified? should a subset be presented? and so on. Although rare, there are some surprising edge cases. For

example, the (incorrect) Java expression `'x = f("a"b);'` leads to 23,067 minimum cost repair sequences being found, due to the large number of Java keywords that are valid in several parts of this expression leading to a combinatorial explosion: even the most diligent user is unlikely to find such a volume of information valuable. In a different vein, the success condition of 'reached an accept' state is encountered rarely enough that users sometimes forget it exists at all: they can then be surprised by an apparently unexplained difference in the repair sequences reported for some syntax errors in the middle of a file versus its end. There is a body of work which has tried to understand how best to structure compiler error messages (normally in the context of those learning to program). However, the results are hard to interpret: some studies find that more complex error messages are not useful [Nienaltowski et al. 2008], while others suggest they are [Prather et al. 2017]. It is unclear to us what the right approach might be, or how it could be applied in our context.

The approach of McKenzie et al. [1995] is similar to Corchuelo et al. [2002], although the former cannot incorporate shift repairs. It tries harder than *CPCT*⁺ to prune out pointless search configurations [McKenzie et al. 1995, p. 12], such as cycles in the parsing stack, although this leads to some minimum cost repairs being skipped [Bertsch and Nederhof 1999]. A number of interlocking, sophisticated pruning mechanisms which build on this are described in Cerecke [2003]. These are significantly more complex than our merging of compatible configurations: since this gives us acceptable performance in practise, we have not investigated other pruning mechanisms.

CPCT⁺ and *MF* take only the grammar and token types into account. However, it is possible to use additional information, such as nesting (e.g. taking into account curly brackets) and indentation when recovering from errors. This has two aims: reducing the size of the search space (i.e. speeding up error recovery); and making it more likely that the repairs reported matched the user's intentions. The most sophisticated approach in this vein we are aware of is that of de Jonge et al. [2012]. At its core, this approach uses GLR parsing: after a grammar is suitably annotated by the user, it is then transformed into a 'permissive' grammar which can parse likely erroneous inputs; strings which match the permissive parts of the grammar can then be transformed into a non-permissive counterpart. In all practical cases, the transformed grammar will be ambiguous, hence the need for generalised parsing. There is an intriguing similarity between our approach and that of de Jonge et al. [2012]: our use of graph-structured stacks in configuration merging (see Section 4.4) gives that part of our algorithm a similar feel to GLR parsing (even though we never generate ambiguous strings). However, there are also major differences: LR parsers are significantly simpler to implement than GLR parsers; and the Fischer et al. [1979] family of algorithms do not require manually annotating, or statically increasing the size of, the grammar. It is unlikely, for example, that a Yacc-based parser would be able or willing to use a GLR parser for error recovery.

The approach we have taken in this paper can only repair errors on files which are fully lexed. Since many users are unaware of the distinction between these two stages, this can cause confusion: a minor lexing error does not lead to any parsing errors. Looked at another way, fixing a single lexing error can, surprisingly, lead to a slew of parsing errors being reported. Scannerless parsing [Salomon and Cormack 1989] is one solution to this problem, since there is no distinction between lexing and parsing. However, scannerless parsing introduces new trade-offs: it is inherently ambiguous (e.g. is 'if' an identifier or a keyword?); ambiguity is, in general, undecidable and even the best ambiguity heuristics fail to find all ambiguous parts of a grammar [Vasudevan and Tratt 2013]; and resolving those ambiguities can make the parser context sensitive [van Eijck 2007]. Other possibilities are to intermingle parsing and lexing (see e.g. Van Wyk and Schwerdfeger [2007]) or to allow 'fuzzy' or partial matching of tokens (see Van De Vanter and Boshernitsan [2000, p. 8]).

A very different approach is that taken by Pottier [2016]: rather than try and recover from errors directly, it reports precisely and accurately how the user's input caused the parser to reach an error

state (e.g. “I read an open bracket followed by an expression, so I was expecting a close bracket here”), and possible routes out of the error (e.g. “A function or variable declaration is valid here”). This involves significant manual work, as every parser state (1148 in the Java grammar we use) in which an error can occur needs to be manually marked up, though the approach has various techniques to lessen the problem of maintaining messages as a grammar evolves. This approach seems complementary to ours: in an ideal world it would be possible to give precise, high-level messages about the problem encountered whilst also showing repair sequences that allowed parsing to continue. One challenge may be to make the top ranked repair sequences match the manually written messages.

Many compilers and editors have hand-written parsers with hand-written error recovery. Though generally ad-hoc in their approach, it is possible, with sufficient effort, to make them perform well. However, this comes at a cost. For example, the hand-written error recovery routines in the Eclipse IDE are approximately 5KLoC and are solely for use with Java code: *CPCT⁺* and *MF* are approximately 450LoC and 800LoC respectively and can be applied to any LR grammar.

Although error recovery approaches have, historically, been mostly LR based, there are several non-LR approaches. A full overview is impractical, though a few pointers are useful. When LL approaches encounter an error, they generally skip input until a token in the follow set is encountered (an early example is [Turner \[1977\]](#)). Although this outperforms the simple panic mode of Section 3, it will in general clearly skip more input than *CPCT⁺* or *MF* which is undesirable. LL parsers do, however, make it somewhat easier to express grammar-specific error recovery rules. The most advanced approach in this vein that we are aware of is that of IntelliJ’s Grammar-Kit, which allows user to annotate their grammars for error recovery. Perhaps the most interesting annotation is that certain rules can be considered as fully matched even if only a prefix is matched (e.g. a partially completed function is parsed as if it was complete). It might be possible to add similar ideas to a successor of *CPCT⁺* or *MF*, though this is slightly more awkward to express in an LR approach. Error recovery in PEGs is slightly more awkward, partly because there is not always a clearly defined point at which an error is determined to have occurred. Perhaps because of this, recent approaches to PEG error recovery have tended to require additional annotations to the grammar in order to achieve good quality recovery (see e.g. [\[Medeiros and Mascarenhas 2018\]](#)).

While the programming language world has largely forgotten the approach of [Aho and G. Peterson \[1972\]](#), there are a number of successor works, most recently that of [Rajasekaran and Nicolae \[2016\]](#). These improve on the time complexity, though none that we are aware of address the issue of how to present what has been done to the user.

We are not aware of any error recovery algorithms that are formally verified. Indeed, as shown in this paper, several have serious flaws. We are only aware of two works which have begun to consider what correctness for such algorithms might mean: [Zaytsev \[2014\]](#) provides a brief philosophical justification of the need and [Gómez-Rodríguez et al. \[2010\]](#) provides an outline of an approach. Until such time as someone verifies a full error recovery algorithm, it is difficult to estimate the effort involved, or what issues may be uncovered.

11 CONCLUSIONS

In this paper we have shown that error recovery algorithms in the [Fischer et al. \[1979\]](#) family can run fast enough to be usable in the real world, and that they produce significantly better results than traditional panic mode. Furthermore, extending such algorithms to produce the complete set of minimum cost repair sequences allows parsers to provide better feedback to users, as well as significantly reducing the cascading error problem.

For batch compilers, *CPCT⁺* is probably a good match: it is simple to implement (around 450LoC in our Rust system) and still has good performance. For interactive environments, the extra effort

involved in implementing *MF* – roughly 350LoC more than *CPCT*⁺ – may be small enough to justify the performance improvement.

Looking to the future, we (perhaps immodestly) suggest that *CPCT*⁺ and *MF* might be ‘good enough’ to serve as the main representative of the Fischer et al. [1979] family. However, we do not think that either algorithm on their own is the perfect solution. We suspect that, in the future, multi-phase solutions will be developed. For example, one may use a machine-learning approach such as that of Santos et al. [2018] as a first-step and, when it fails (which current evidence suggests it will do fairly often), fall back to *CPCT*⁺ or *MF*.

ACKNOWLEDGMENTS

We are grateful to the Blackbox developers for allowing us access to their data, and particularly to Neil Brown for help in extracting a relevant corpus. We thank Edd Barrett for helping to set up our benchmarking machine and for comments on the paper. We also thank Carl Friedrich Bolz-Tereick, Sarah Mount, François Pottier, Christian Urban, and Navenetha Vasudevan for comments on the paper.

REFERENCES

- Alfred Aho and Thomas G. Peterson. 1972. A Minimum Distance Error-Correcting Parser for Context-Free Languages. 1 (Dec. 1972), 305–312.
- Eberhard Bertsch and Mark-Jan Nederhof. 1999. On Failure of the Pruning Technique in “Error Repair in Shift-reduce Parsers”. *TOPLAS* 21, 1 (Jan. 1999), 1–10.
- Neil C. C. Brown, Michael Kölling, Davin McCall, and Ian Utting. 2014. Blackbox: A Large Scale Repository of Novice Programmers Activity. In *SIGCSE*.
- Carl Cerecke. 2003. *Locally least-cost error repair in LR parsers*. Ph.D. Dissertation. University of Canterbury.
- Rafael Corchuelo, José Antonio Pérez, Antonio Ruiz-Cortés, and Miguel Toro. 2002. Repairing syntax errors in LR parsers. *TOPLAS* 24 (Nov. 2002), 698–710.
- Maartje de Jonge, Lennart C. L. Kats, Eelco Visser, and Emma Söderberg. 2012. Natural and Flexible Error Recovery for Generated Modular Language Environments. *TOPLAS* 34, 4, Article 15 (Dec. 2012), 50 pages.
- Maartje de Jonge and Eelco Visser. 2012. Automated evaluation of syntax error recovery. In *ASE*. 322–325.
- Pierpaolo Degano and Corrado Priami. 1995. Comparison of syntactic error handling in LR parsers. *SPE* 25, 6 (June 1995), 657–679.
- Joel E. Denny and Brian A. Malloy. 2010. The IELR(1) Algorithm for Generating Minimal LR(1) Parser Tables for non-LR(1) Grammars with Conflict Resolution. *SCICO* 75, 11 (Nov. 2010), 943–979.
- Bradley Efron. 1979. Bootstrap Methods: Another Look at the Jackknife. *Ann. Statist.* 7, 1 (Jan. 1979), 1–26.
- C. N. Fischer, B. A. Dion, and J. Mauney. 1979. *A Locally Least-Cost LR-Error Corrector*. Technical Report 363. University of Wisconsin.
- Carlos Gómez-Rodríguez, Miguel A. Alonso, and Manuel Vilares. 2010. Error-repair parsing schemata. *TCS* 411, 7 (Feb. 2010), 1121 – 1139.
- Peter E. Hart, Nils J. Nilsson, and Bertram Raphael. 1968. A Formal Basis for the Heuristic Determination of Minimum Cost Paths. *Transactions on Systems Science and Cybernetics* 4, 2 (July 1968), 100–107.
- Allen I. Holub. 1990. *Compiler Design in C*. Prentice-Hall.
- S. C. Johnson. 1975. *YACC: Yet Another Compiler-Compiler*. Technical Report Comp. Sci. 32. Bell Labs.
- Ik-Soon Kim and Kwangkeun Yi. 2010. LR error repair using the A* algorithm. *Acta Inf.* 47 (May 2010), 179–207.
- Donald Knuth. 1965. On the Translation of Languages from Left to Right. *Information and Control* 8, 6 (Dec. 1965), 607–639.
- Bruce J. McKenzie, Corey Yeatman, and Lorraine de Vere. 1995. Error Repair in Shift-reduce Parsers. *TOPLAS* 17, 4 (July 1995), 672–689.
- Sérgio Medeiros and Fabio Mascarenhas. 2018. Syntax Error Recovery in Parsing Expression Grammars. In *SAC*. 1195–1202.
- Marie-Hélène Nienaltowski, Michela Pedroni, and Bertrand Meyer. 2008. Compiler Error Messages: What Can Help Novices?. In *SIGCSE*. 168–172.
- David Pager. 1977. A practical general method for constructing LR(k) parsers. *Acta Inf.* 7, 3 (Sept. 1977), 249–268.
- Terence Parr. 2013. *The definitive ANTLR 4 reference*. Pragmatic Bookshelf.
- François Pottier. 2016. Reachability and Error Diagnosis in LR(1) Parsers. In *CC*. 88–98.
- James Prather, Raymond Pettit, Kayla Holcomb McMurry, Alani Peters, John Homer, Nevan Simone, and Maxine Cohen. 2017. On Novices’ Interaction with Compiler Error Messages: A Human Factors Approach. In *ICER*. 74–82.

- Sanguthevar Rajasekaran and Marius Nicolae. 2016. An Error Correcting Parser for Context Free Grammars that Takes Less Than Cubic Time. In *LATA*.
- D. J. Salomon and G. V. Cormack. 1989. Scannerless NSLR(1) parsing of programming languages. *SIGPLAN Not.* 24, 7 (June 1989), 170–178.
- Eddie Antonio Santos, Joshua Charles Campbell, Dhvani Patel, Abram Hindle, and José Nelson Amaral. 2018. Syntax and Sensibility: Using language models to detect and correct syntax errors. In *SANER*. 1–11.
- Masaru Tomita. 1987. An Efficient Augmented-Context-Free Parsing Algorithm. *Comput. Linguist.* 13, 1-2 (Jan. 1987), 31–46.
- D. A. Turner. 1977. Error diagnosis and recovery in one pass compilers. *IPL* 6, 4 (Aug. 1977), 113–115.
- Michael Van De Vanter and Marat Boshernitsan. 2000. Displaying and Editing Source Code in Software Engineering Environments. In *CoSET*.
- Jan van Eijck. 2007. Let’s Accept Rejects, But Only After Repairs. , 117–128 pages.
- Eric R. Van Wyk and August C. Schwerdfeger. 2007. Context-aware Scanning for Parsing Extensible Languages. In *GPCE*. 63–72.
- Naveeneetha Vasudevan and Laurence Tratt. 2013. Detecting Ambiguity in Programming Language Grammars. In *SLE*. 157–176.
- Vadim Zaytsev. 2014. Formal foundations for semi-parsing. In *SMR*. 313–317.

A CURATED EXAMPLES

In this section we show several examples of error recovery using *MF* in different languages, to give some idea of what error recovery looks like in practise, and to emphasise that the algorithms in this paper are grammar neutral.

A.1 Java 7

Example 1 input:

```
1 class C {
2   int x y;
3 }
```

Example 1 output:

```
Parsing error at line 2 column 9. Repair sequences found:
1: Delete y
2: Insert ,
3: Insert =
```

Example 2 input:

```
1 class C {
2   void f() {
3     if true {
4   }
5 }
```

Example 2 output:

```
Parsing error at line 3 column 8. Repair sequences found:
1: Insert (, Shift true, Insert )
Parsing error at line 5 column 2. Repair sequences found:
1: Insert }
```

Example 3 (taken from [de Jonge et al. \[2012, p. 10\]](#)) input:

```
1 class C {
2   void f() {
3     if (temp.greaterThan(MAX) // missing )
4       fridge.startCooling();
5   }
6 }
```

Example 3 output:

```
Parsing error at line 4 column 7. Repair sequences found:
1: Insert )
```

Example 4 (taken from [de Jonge et al. \[2012, p. 16\]](#)) input:

```
1 class C {
2   void methodX() {
3     if (true)
4       foo();
5   }
6   int i = 0;
7   while (i < 8)
8     i=bar(i);
9   }
10 }
11 }
```

Example 4 output:

```
Parsing error at line 7 column 5. Repair sequences found:
1: Insert {
Parsing error at line 11 column 1. Repair sequences found:
1: Delete }
```

Example 5 (taken from [Medeiros and Mascarenhas \[2018, p. 2\]](#)):

```
1 public class Example {
2   public static void main(String[] args) {
3     int n = 5;
4     int f = 1;
5     while(0 < n) {
6       f = f * n;
7       n = n - 1
8     };
9     System.out.println(f);
10  }
11 }
```

Example 5:

```
Parsing error at line 8 column 5. Repair sequences found:
1: Delete }
2: Insert ;
Parsing error at line 11 column 2. Repair sequences found:
1: Insert }
```

Example 6:

```
1 class C {
2   void f() {
3     x((((((
4   }
5 }
```

Example 6 output, showing the timeout being exceeded and error recovery unable to complete:

```
Parsing error at line 4 column 3. No repair sequences found.
```

A.2 Lua 5.3

Example 1 input:

```
1 print("Hello World")
```

Example 1 output:

```
Parsing error at line 1 column 20. Repair sequences found:
1: Insert )
```

Example 2 input. Note that ‘=’ in Lua is the assignment operator, which is not valid in conditionals; and that if/then/else blocks must be terminated by ‘end’.

```
1 function fact (n)
2   if n = 0 then
3     return 1
4   else
5     return n * fact(n-1)
6 end
```

Example 2 output:

```
Parsing error at line 2 column 8. Repair sequences found:
1: Delete =, Delete 0
2: Insert or, Delete =
3: Insert and, Delete =
4: Insert ==, Delete =
5: Insert ~=, Delete =
6: Insert >=, Delete =
7: Insert <=, Delete =
8: Insert >, Delete =
9: Insert <, Delete =
10: Insert |, Delete =
11: Insert ~, Delete =
12: Insert &, Delete =
13: Insert >>, Delete =
14: Insert <<, Delete =
15: Insert -, Delete =
16: Insert +, Delete =
17: Insert .., Delete =
18: Insert %, Delete =
19: Insert //, Delete =
20: Insert /, Delete =
21: Insert *, Delete =
22: Insert ^, Delete =
Parsing error at line 6 column 4. Repair sequences found:
1: Insert end
```

Examples 3 and 4 (both derived from the Lua 5.3 reference manual) show that *CPCT*⁺ and *MF* happily deal with an inherent ambiguity in Lua’s Yacc grammar involving function calls and assignments (which, following the Lua specification, is resolved by Yacc in favour of function calls). First, this example shows the ‘unambiguous’ case (i.e. if Lua forced users to use ‘;’ everywhere, the grammar would have no ambiguities):

```
1 a = b + c;
2 (print or io.write)'done'
```

Example 3 output:

```
Parsing error at line 2 column 26. Repair sequences found:
1: Delete )
2: Insert (
```

Example 4 shows what happens in the ‘ambiguous’ case (which Lua’s grammar resolves in favour of viewing the code below as a function call to c):

```
1 a = b + c
2 (print or io.write)'done'
```

Example 4 output:

```
Parsing error at line 2 column 26. Repair sequences found:
1: Delete )
```

Example 5 (taken from [Medeiros and Mascarenhas \[2018, p. 7\]](#)):

```
1 if then print("that") end
```

Example 5 output:

```
Parsing error at line 1 column 4. Repair sequences found:
1: Insert [= [<String>]=]
2: Insert "<String>"
3: Insert ...
4: Insert <Numeral>
5: Insert true
6: Insert false
7: Insert nil
8: Insert <Name>
```

A.3 PHP 7.3

Example 1 input:

```
1 function n() {
2     $x = 1
3 }
```

Example 1 output:

```
Parsing error at line 3 column 1. Repair sequences found:
1: Insert ;
```

Example 2 input:

```
1 $a = array("foo", "bar");
2 $a[0];
```

Example 2 output:

```
Parsing error at line 2 column 5. Repair sequences found:
1: Insert ]
```

Example 3 input:

```
1 class X {
2     function a($x) {
3         if $x {
4         }
5 }
```

Example 3 output:

```
Parsing error at line 3 column 12. Repair sequences found:
1: Insert (, Shift $x, Insert )
Parsing error at line 5 column 2. Repair sequences found:
1: Insert }
```