

PELEE: A REAL-TIME OBJECT DETECTION SYSTEM ON MOBILE DEVICES

Robert J. Wang, Xiang Li & Charles X. Ling

Department of Computer Science

University of Western Ontario

London, Ontario, Canada, N6A 3K7

{jwan563,lxiang2,charles.ling}@uwo.ca

ABSTRACT

An increasing need of running Convolutional Neural Network (CNN) models on mobile devices with limited computing power and memory resource encourages studies on efficient model design. A number of efficient architectures have been proposed in recent years, for example, MobileNet, ShuffleNet, and MobileNetV2. However, all these models are heavily dependent on depthwise separable convolution which lacks efficient implementation in most deep learning frameworks. In this study, we propose an efficient architecture named PeleeNet, which is built with conventional convolution instead. On ImageNet ILSVRC 2012 dataset, our proposed PeleeNet achieves a higher accuracy and over 1.8 times faster speed than MobileNet and MobileNetV2 on NVIDIA TX2. Meanwhile, PeleeNet is only 66% of the model size of MobileNet. We then propose a real-time object detection system by combining PeleeNet with Single Shot MultiBox Detector (SSD) method and optimizing the architecture for fast speed. Our proposed detection system¹, named Pelee, achieves 76.4% mAP (mean average precision) on PASCAL VOC2007 and 22.4 mAP on MS COCO dataset at the speed of 23.6 FPS on iPhone 8 and 125 FPS on NVIDIA TX2. The result on COCO outperforms YOLOv2 in consideration of a higher precision, 13.6 times lower computational cost and 11.3 times smaller model size.

1 INTRODUCTION

There has been a rising interest in running high-quality CNN models under strict constraints on memory and computational budget. Many innovative architectures, such as MobileNets Howard et al. (2017), ShuffleNet Zhang et al. (2017), NASNet-A Zoph et al. (2017), MobileNetV2 Sandler et al. (2018), have been proposed in recent years. However, all these architectures are heavily dependent on depthwise separable convolution Szegedy et al. (2015) which lacks efficient implementation. Meanwhile, there are few studies that combine efficient models with fast object detection algorithms Huang et al. (2016b). This research tries to explore the design of an efficient CNN architecture for both image classification tasks and object detection tasks. It has made a number of major contributions listed as follows:

We propose a variant of DenseNet Huang et al. (2016a) architecture called PeleeNet for mobile devices. PeleeNet follows the connectivity pattern and some of key design principals of DenseNet. It is also designed to meet strict constraints on memory and computational budget. Experimental results on Stanford Dogs Khosla et al. (2011) dataset show that our proposed PeleeNet is higher in accuracy than the one built with the original DenseNet architecture by 5.05% and higher than MobileNet Howard et al. (2017) by 6.53%. PeleeNet achieves a compelling result on ImageNet ILSVRC 2012 Deng et al. (2009) as well. The top-1 accuracy of PeleeNet is 72.6% which is higher than that of MobileNet by 2.1%. It is also important to point out that PeleeNet is only 66% of the model size of MobileNet. Some of the key features of PeleeNet are:

¹The code and models are available at: <https://github.com/Robert-JunWang/Pelee>

- Two-Way Dense Layer** Motivated by GoogLeNet Szegedy et al. (2015), we use a 2-way dense layer to get different scales of receptive fields. One way of the layer uses a 3x3 kernel size. The other way of the layer uses two stacked 3x3 convolution to learn visual patterns for large objects. The structure is shown on Fig. 1,

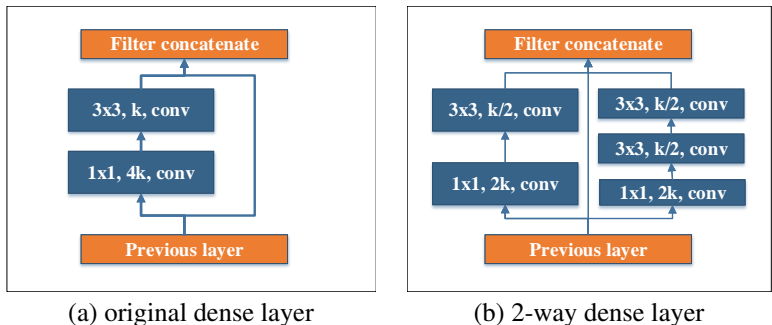


Figure 1: Structure of 2-way dense layer

- Stem Block** Motivated by Inception-v4 Szegedy et al. (2017) and DSOD Shen et al. (2017), we design a cost efficient stem block before the first dense layer. The structure of stem block is shown on Fig. 2. This stem block can effectively improve the feature expression ability without adding computational cost too much - better than other more expensive methods, e.g., increasing channels of the first convolution layer or increasing growth rate.

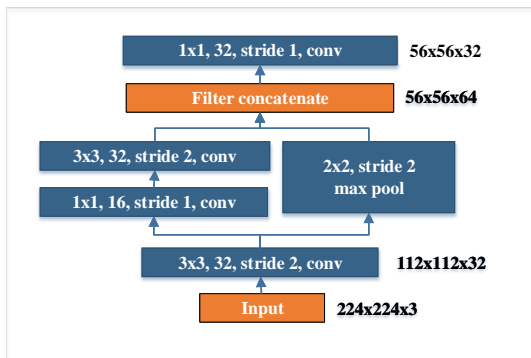


Figure 2: Structure of stem block

- Dynamic Number of Channels in Bottleneck Layer** Another highlight is that the number of channels in the bottleneck layer varies according to the input shape instead of fixed 4 times of growth rate used in the original DenseNet. In DenseNet, we observe that for the first several dense layers, the number of bottleneck channels is much larger than the number of its input channels, which means that for these layers, bottleneck layer increases the computational cost instead of reducing the cost. To maintain the consistency of the architecture, we still add the bottleneck layer to all dense layers, but the number is dynamically adjusted according to the input shape, to ensure that the number of channels does not exceed the input channels. Compared to the original DenseNet structure, our experiments show that this method can save up to 28.5% of the computational cost with a small impact on accuracy. (Fig. 3)
- Transition Layer without Compression** Our experiments show that the compression factor proposed by DenseNet hurts the feature expression. We always keep the number of output channels the same as the number of input channels in transition layers.
- Composite Function** To improve actual speed, we use the conventional wisdom of post-activation (Convolution - Batch Normalization Ioffe & Szegedy (2015) - Relu) as our composite function instead of pre-activation used in DenseNet. For post-activation, all batch

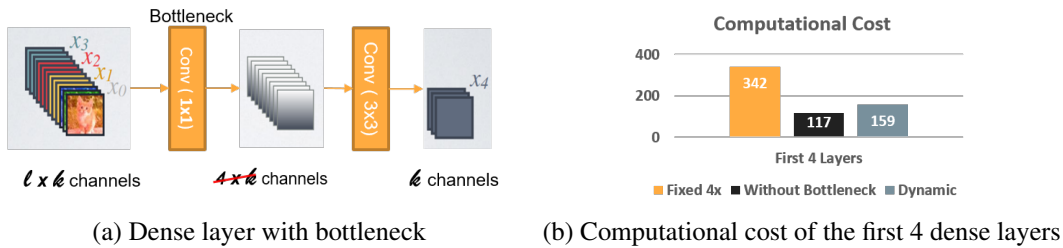


Figure 3: Dynamic number of channels in bottleneck layer

normalization layers can be merged with convolution layer at the inference stage, which can accelerate the speed greatly. To compensate for the negative impact on accuracy caused by this change, we use a shallow and wide network structure. We also add a 1×1 convolution layer after the last dense block to get the stronger representational abilities.

We optimize the network architecture of Single Shot MultiBox Detector (SSD) Liu et al. (2016) for speed acceleration and then combine it with PeleeNet. Our proposed system, named Pelee, achieves 76.4% mAP on PASCAL VOC Everingham et al. (2010) 2007 and 22.4 mAP on COCO. It outperforms YOLOv2 Redmon & Farhadi (2016) in terms of accuracy, speed and model size. The major enhancements proposed to balance speed and accuracy are:

- **Feature Map Selection** We build object detection network in a way different from the original SSD with a carefully selected set of 5 scale feature maps (19×19 , 10×10 , 5×5 , 3×3 , and 1×1). To reduce computational cost, we do not use 38×38 feature map.
- **Residual Prediction Block** We follow the design ideas proposed by Lee et al. (2017) that encourage features to be passed along the feature extraction network. For each feature map used for detection, we build a residual He et al. (2016) block (ResBlock) before conducting prediction. The structure of ResBlock is shown on Fig. 4
- **Small Convolutional Kernel for Prediction** Residual prediction block makes it possible for us to apply 1×1 convolutional kernels to predict category scores and box offsets. Our experiments show that the accuracy of the model using 1×1 kernels is almost the same as that of the model using 3×3 kernels. However, 1×1 kernels reduce the computational cost by 21.5%.

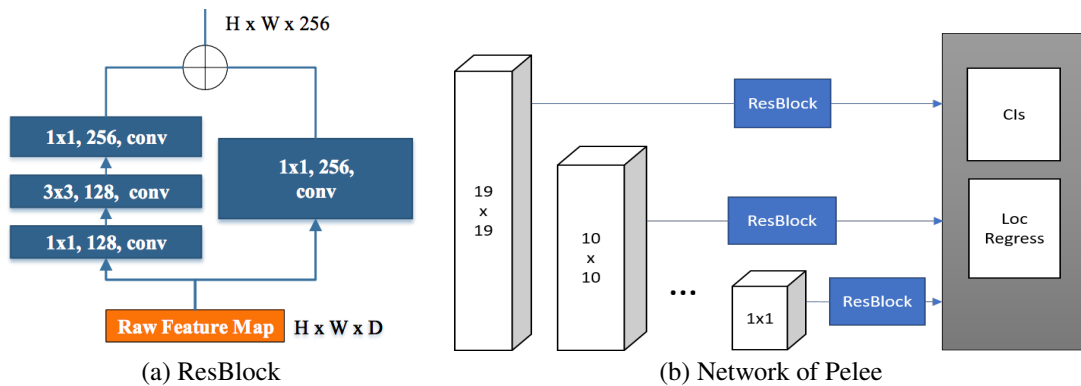


Figure 4: Residual prediction block

We provide a benchmark test for different efficient classification models and different one-stage object detection methods on NVIDIA TX2 embedded platform and iPhone 8.

2 PELEENET: AN EFFICIENT FEATURE EXTRACTION NETWORK

2.1 ARCHITECTURE

The architecture of our proposed PeleeNet is shown as follows in Table 1. The entire network consists of a stem block and four stages of feature extractor. Except the last stage, the last layer in each stage is average pooling layer with stride 2. A four-stage structure is a commonly used structure in the large model design. ShuffleNet Zhang et al. (2017) uses a three stage structure and shrinks the feature map size at the beginning of each stage. Although this can effectively reduce computational cost, we argue that early stage features are very important for vision tasks, and that premature reducing the feature map size can impair representational abilities. Therefore, we still maintain a four-stage structure. The number of layers in the first two stages are specifically controlled to an acceptable range.

Table 1: Overview of PeleeNet architecture

Stage		Layer	Output Shape
		Input	224 x 224 x 3
Stage 0	Stem Block		56 x 56 x 32
	Dense Block	DenseLayer x 3	
Stage 1	Transition Layer	1 x 1 conv, stride 1 2 x 2 average pool, stride 2	28 x 28 x 128
	Dense Block	DenseLayer x 4	
Stage 2	Transition Layer	1 x 1 conv, stride 1 2 x 2 average pool, stride 2	14 x 14 x 256
	Dense Block	DenseLayer x 8	
Stage 3	Transition Layer	1 x 1 conv, stride 1 2 x 2 average pool, stride 2	7 x 7 x 512
	Dense Block	DenseLayer x 6	
Stage 4	Transition Layer	1 x 1 conv, stride 1	7 x 7 x 704
	Dense Block	DenseLayer x 6	
Classification Layer		7 x 7 global average pool 1000D fully-connecte,softmax	1 x 1 x 704

2.2 ABLATION STUDY

2.2.1 DATASET

We build a customized Stanford Dogs dataset for ablation study. Stanford Dogs Khosla et al. (2011) dataset contains images of 120 breeds of dogs from around the world. This dataset has been built using images and annotation from ImageNet for the task of fine-grained image classification. We believe the dataset used for this kind of task is complicated enough to evaluate the performance of the network architecture. However, there are only 14,580 training images, with about 120 images per class, in the original Stanford Dogs dataset, which is not large enough to train the model from scratch. Instead of using the original Stanford Dogs, we build a subset of ILSVRC 2012 according to the ImageNet wnid used in Stanford Dogs. Both training data and validation data are exactly copied from the ILSVRC 2012 dataset. In the following chapters, the term of Stanford Dogs means this subset of ILSVRC 2012 instead of the original one. Contents of this dataset:

- Number of categories: 120
- Number of training images: 150,466
- Number of validation images: 6,000

2.2.2 EFFECTS OF VARIOUS DESIGN CHOICES ON THE PERFORMANCE

We build a DenseNet-like network called DenseNet-41 as our baseline model. There are two differences between this model and the original DenseNet. The first one is the parameters of the first conv layer. There are 24 channels on the first conv layer instead of 64, the kernel size is changed from 7×7 to 3×3 as well. The second one is that the number of layers in each dense block is adjusted to meet the computational budget.

All our models in this section are trained by PyTorch with mini-batch size 256 for 120 epochs. We follow most of the training settings and hyper-parameters used in ResNet on ILSVRC 2012. Table 2 shows the effects of various design choices on the performance. We can see that, after combining all these design choices, PeleeNet achieves 79.25% accuracy on Stanford Dogs, which is higher in accuracy by 4.23% than DenseNet-41 at less computational cost.

Table 2: Effects of various design choices and components on performance

	From DenseNet-41 to PeleeNet						
Transition layer without compression	✓	✓	✓	✓	✓	✓	
Post-activation		✓			✓	✓	
Dynamic bottleneck channels			✓	✓	✓	✓	
Stem Block				✓	✓	✓	
Two-way dense layer					✓	✓	
Go deeper (add 3 extra dense layers)						✓	
Top 1 accuracy	75.02	76.1	75.2	75.8	76.8	78.8	79.25

2.3 RESULTS ON IMAGENET ILSVRC 2012

Our PeleeNet is trained by PyTorch with mini-batch size 512 on two GPUs. The model is trained with a cosine learning rate annealing schedule, similar to what is used by Pleiss et al. (2017) and Loshchilov & Hutter (2016). The initial learning rate is set to 0.25 and the total amount of epochs is 120. We then fine tune the model with the initial learning rate of $5e-3$ for 20 epochs. Other hyper-parameters are the same as the one used on Stanford Dogs dataset.

Cosine Learning Rate Annealing means that the learning rate decays with a cosine shape (the learning rate of epoch t ($t \leq 120$) set to $0.5 * lr * (\cos(\pi * t/120) + 1)$).

As can be seen from Table 3, PeleeNet achieves a higher accuracy than that of MobileNet and ShuffleNet at no more than 66% model size and the lower computational cost. The model size of PeleeNet is only 1/49 of VGG16.

Table 3: Results on ImageNet ILSVRC 2012

Model	Computational Cost (FLOPs)	Model Size (Parameters)	Accuracy (%)	
			Top-1	Top-5
VGG16	15,346 M	138 M	71.5	89.8
1.0 MobileNet	569 M	4.24 M	70.6	89.5
ShuffleNet 2x ($g = 3$)	524 M	5.2 M	70.9	-
NASNet-A	564 M	5.3 M	74.0	91.6
PeleeNet (ours)	508 M	2.8 M	72.6	90.6

2.4 SPEED ON REAL DEVICES

Counting FLOPs (the number of multiply-accumulates) is widely used to measure the computational cost. However, it cannot replace the speed test on real devices, considering that there are many other factors that may influence the actual time cost, e.g. caching, I/O, hardware optimization etc.. This

section evaluates the performance of efficient models on iPhone 8 and NVIDIA TX2 embedded platform. The speed is calculated by the average time of processing 100 pictures with 1 batch size. We run 100 picture processing for 10 times separately and average the time.

As can be seen in Table 4 PeleeNet is much faster than MoibleNet and MobileNetV2 on TX2. Although MobileNetV2 achieves a high accuracy with 300 FLOPs, the actual speed of the model is slower than that of MobileNet with 569 FLOPs.

Using half precision float point (FP16) instead of single precision float point (FP32) is a widely used method to accelerate deep learning inference. As can be seen in Figure 5, PeleeNet runs 1.8 times faster in FP16 mode than in FP32 mode. In contrast, the network that is built with depthwise separable convolution is hard to benefit from the TX2 half-precision (FP16) inference engine. The speed of MobileNet and MobileNetV2 running in FP16 mode is almost the same as the ones running in FP32 mode.

On iPhone 8, PeleeNet is slower than MobileNet for the small input dimension but is faster than MobileNet for the large input dimension. There are two possible reasons for the unfavorable result on iPhone. The first reason is related to CoreML which is built on Apples Metal API. Metal is a 3D graphics API and is not originally designed for CNNs. It can only hold 4 channels of data (originally used to hold RGBA data). The high-level API has to slice the channel by 4 and caches the result of each slice. The separable convolution can benefit more from this mechanism than the conventional convolution. The second reason is the architecture of PeleeNet. PeleeNet is built in a multi-branch and narrow channel style with 113 convolution layers. Our original design is misled by the FLOPs count and involves unnecessary complexity.

Table 4: **Speed on NVIDIA TX2** (The larger the better) The benchmark tool is built with NVIDIA TensorRT4.0 library.

Model	Top-1 Accuracy on ILSVRC2012 @224x224	FLOPs @224x224	Speed (images per second)		
			Input Dimension		
			224x224	320x320	640x640
1.0 MobileNet	70.6	569 M	136.2	75.7	22.4
1.0 MobileNetV2	72.0	300 M	123.1	68.8	21.6
ShuffleNet 2x (g = 3)	73.7	524 M	110	65.3	19.8
PeleeNet (ours)	72.6	508 M	240.3	129.1	37.2

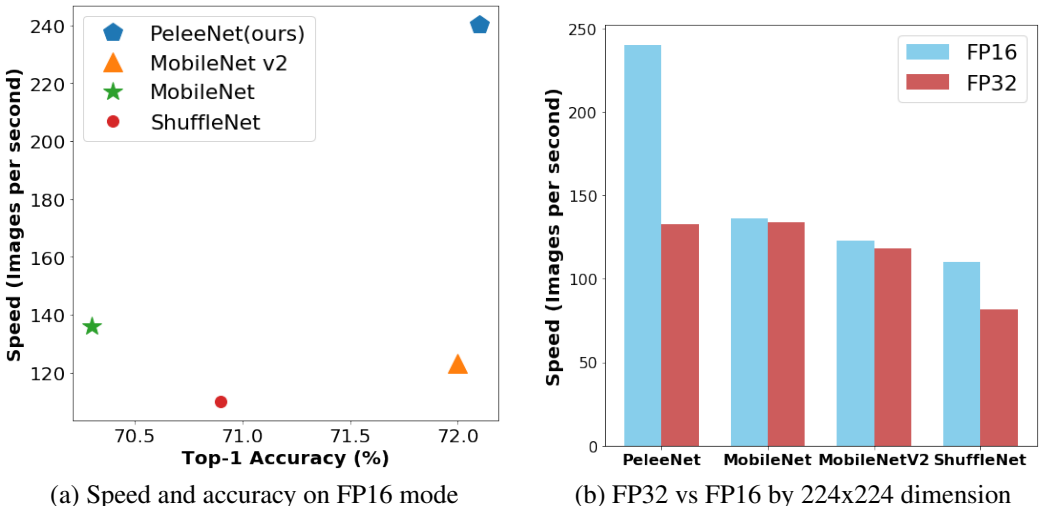


Figure 5: Speed on NVIDIA TX2

Table 5: **Speed on iPhone 8** (The larger the better) The benchmark tool is built with CoreML library.

Model	Top-1 Accuracy on ILSVRC2012 @224x224	FLOPs @224x224	Speed (images per second)	
			Input Dimension	
			224x224	320x320
1.0 MobileNet	70.6	569 M	27.7	20.3
PeleeNet (ours)	72.6	508 M	26.1	22.8

3 PELEE: A REAL-TIME OBJECT DETECTION SYSTEM

3.1 OVERVIEW

This section introduces our object detection system and the optimization for SSD. The main purpose of our optimization is to improve the speed with acceptable accuracy. Except for our efficient feature extraction network proposed in last section, we also build the object detection network in a way different from the original SSD with a carefully selected set of 5 scale feature maps. In the meantime, for each feature map used for detection, we build a residual block before conducting prediction (Fig. 4). We also use small convolutional kernels to predict object categories and bounding box locations to reduce computational cost. In addition, we use quite different training hyperparameters. Although these contributions may seem small independently, we note that the final system achieves 70.9% mAP on PASCAL VOC2007 and 22.4 mAP on MS COCO dataset. The result on COCO outperforms YOLOv2 in consideration of a higher precision, 13.6 times lower computational cost and 11.3 times smaller model size.

There are 5 scales of feature maps used in our system for prediction: 19 x 19, 10 x 10, 5 x 5, 3 x 3, and 1 x 1. We do not use 38 x 38 feature map layer to ensure a balance able to be reached between speed and accuracy. The 19x19 feature map is combined to two different scales of default boxes and each of the other 4 feature maps is combined to one scale of default box. Huang et al. Huang et al. (2016b) also do not use 38 x 38 scale feature map when combining SSD with MobileNet. However, they add another 2 x 2 feature map to keep 6 scales of feature map used for prediction, which is different from our solution.

Table 6: Scale of feature map and default box

Model	Scale of Feature Map : Scale of Default Box					
Original SSD	38x38:30	19x19:60	10x10:110	5x5:162	3x3:213	1x1:264
SSD + MobileNet	19x19:60	10x10:105	5x5:150	3x3:195	2x2:240	1x1:285
Pelee (ours)	19x19: 30.4 & 60.8	10x10:112.5	5x5:164.2	3x3:215.8	1x1:267.4	

3.2 RESULTS ON VOC 2007

Our object detection system is based on the source code of SSD² and is trained with Caffe Jia et al. (2014). The batch size is set to 32. The learning rate is set to 0.005 initially, then it decreased by a factor of 10 at 80k and 100k iterations, respectively. The total iterations are 120K.

3.2.1 EFFECTS OF VARIOUS DESIGN CHOICES

Table 7 shows the effects of our design choices on performance. We can see that residual prediction block can effectively improve the accuracy. The model with residual prediction block achieves a higher accuracy by 2.2% than the model without residual prediction block. The accuracy of the model using 1x1 kernels for prediction is almost same as the one of the model using 3x3 kernels. However, 1x1 kernels reduce the computational cost by 21.5% and the model size by 33.9%.

²<https://github.com/weiliu89/caffe/tree/ssd>

Table 7: Effects of various design choices on performance

38x38 Feature	ResBlock	Kernel Size for Prediction	FLOPs	Model Size (Parameters)	mAP (%)
✓	✗	3x3	1,670 M	5.69 M	69.3
✗	✗	3x3	1,340 M	5.63 M	68.6
✗	✓	3x3	1,470 M	7.27 M	70.8
✗	✓	1x1	1,210 M	5.43 M	70.9

3.2.2 COMPARISON WITH OTHER FRAMEWORKS

As can be seen from Table 8, the accuracy of Pelee is higher than that of TinyYOLOv2 by 13.8% and higher than that of SSD+MobileNet Huang et al. (2016b) by 2.9%. It is even higher than that of YOLOv2-288 at only 14.5% of the computational cost of YOLOv2-288. Pelee achieves 76.4% mAP when we take the model trained on COCO trainval35k as described in Section 3.3 and fine-tuning it on the 07+12 dataset.

Table 8: **Results on PASCAL VOC 2007.** Data: 07+12: union of VOC2007 and VOC2012 trainval. 07+12+COCO: first train on COCO trainval35k then fine-tune on 07+12

Model	Input Dimension	FLOPs	Model Size (Parameters)	Data	mAP (%)
YOLOv2	288x288	8,360 M	67.13 M	07+12	69.0
Tiny-YOLOv2	416x416	3,490 M	15.86 M	07+12	57.1
SSD+MobileNet	300x300	1,150 M	5.77 M	07+12	68
Pelee (ours)	304x304	1,210 M	5.43 M	07+12	70.9
SSD+MobileNet	300x300	1,150 M	5.77 M	07+12+COCO	72.7
Pelee (ours)	304x304	1,210 M	5.43 M	07+12+COCO	76.4

3.2.3 SPEED ON REAL DEVICES

We then evaluate the actual inference speed of Pelee on real devices. The speed are calculated by the average time of 100 images processed by the benchmark tool. This time includes the image pre-processing time, but it does not include the time of the post-processing part (decoding the bounding-boxes and performing non-maximum suppression). Usually, post-processing is done on the CPU, which can be executed asynchronously with the other parts that are executed on mobile GPU. Hence, the actual speed should be very close to our test result.

Although residual prediction block used in Pelee increases the computational cost, Pelee still runs faster than SSD+MobileNet on iPhone and on TX2 in FP32 mode. As can be seen from Table 9, Pelee has a greater speed advantage compared to SSD+MobileNet and SSDLite+MobileNetV2 in FP16 mode.

Table 9: Speed on real devices

Model	Input Dimension	FLOPs	Speed (FPS)		
			iPhone 8	TX2 (FP16)	TX2 (FP32)
SSD+MobileNet	300x300	1,200 M	22.8	82	73
SSDLite+MobileNetV2	320x320	805 M	-	62	60
Pelee (ours)	304x304	1,290 M	23.6	125	77

3.3 RESULTS ON COCO

We further validate Pelee on the COCO dataset. The models are trained on the COCO train+val dataset excluding 5000 minival images and evaluated on the test-dev2015 set. The batch size is set

to 128. We first train the model with the learning rate of 10^{-2} for 70k iterations, and then continue training for 10k iterations with 10^{-3} and 20k iterations with 10^{-4} .

Table 10 shows the results on test-dev2015. Pelee is not only more accurate than SSD+MobileNet Huang et al. (2016b), but also more accurate than YOLOv2 Redmon & Farhadi (2016) in both mAP@[0.5:0.95] and mAP@0.75. Meanwhile, Pelee is 3.7 times faster in speed and 11.3 times smaller in model size than YOLOv2.

Table 10: Results on COCO test-dev2015

Model	Input Dimension	Speed on TX2 (FPS)	Model Size (Parameters)	Avg. Precision (%), IoU:		
				0.5:0.95	0.5	0.75
Original SSD	300x300	-	34.30 M	25.1	43.1	25.8
YOLOv2	416x416	32.2	67.43 M	21.6	44.0	19.2
YOLOv3	320x320	21.5	62.3 M	-	51.5	-
YOLOv3-Tiny	416x416	105	12.3 M	-	33.1	-
SSD+MobileNet	300x300	80	6.80 M	18.8	-	-
SSDlite + MobileNet v2	320x320	61	4.3 M	22	-	-
Pelee (ours)	304x304	120	5.98 M	22.4	38.3	22.9

4 CONCLUSION

Depthwise separable convolution is not the only way to build an efficient model. Instead of using depthwise separable convolution, our proposed PeleeNet and Pelee are built with conventional convolution and have achieved compelling results on ILSVRC 2012, VOC 2007 and COCO.

By combining efficient architecture design with mobile GPU and hardware-specified optimized runtime libraries, we are able to perform real-time prediction for image classification and object detection tasks on mobile devices. For example, Pelee, our proposed object detection system, can run 23.6 FPS on iPhone 8 and 125 FPS on NVIDIA TX2 with high accuracy.

REFERENCES

- Jia Deng, Wei Dong, Richard Socher, Li-Jia Li, Kai Li, and Li Fei-Fei. Imagenet: A large-scale hierarchical image database. In *Computer Vision and Pattern Recognition, 2009. CVPR 2009. IEEE Conference on*, pp. 248–255. IEEE, 2009.
- Mark Everingham, Luc Van Gool, Christopher KI Williams, John Winn, and Andrew Zisserman. The pascal visual object classes (voc) challenge. *International journal of computer vision*, 88(2): 303–338, 2010.
- Kaiming He, Xiangyu Zhang, Shaoqing Ren, and Jian Sun. Deep residual learning for image recognition. In *Proceedings of the IEEE conference on computer vision and pattern recognition*, pp. 770–778, 2016.
- Andrew G Howard, Menglong Zhu, Bo Chen, Dmitry Kalenichenko, Weijun Wang, Tobias Weyand, Marco Andreetto, and Hartwig Adam. Mobilenets: Efficient convolutional neural networks for mobile vision applications. *arXiv preprint arXiv:1704.04861*, 2017.
- Gao Huang, Zhuang Liu, Kilian Q Weinberger, and Laurens van der Maaten. Densely connected convolutional networks. *arXiv preprint arXiv:1608.06993*, 2016a.
- Jonathan Huang, Vivek Rathod, Chen Sun, Menglong Zhu, Anoop Korattikara, Alireza Fathi, Ian Fischer, Zbigniew Wojna, Yang Song, Sergio Guadarrama, et al. Speed/accuracy trade-offs for modern convolutional object detectors. *arXiv preprint arXiv:1611.10012*, 2016b.

- Sergey Ioffe and Christian Szegedy. Batch normalization: Accelerating deep network training by reducing internal covariate shift. In *International Conference on Machine Learning*, pp. 448–456, 2015.
- Yangqing Jia, Evan Shelhamer, Jeff Donahue, Sergey Karayev, Jonathan Long, Ross Girshick, Sergio Guadarrama, and Trevor Darrell. Caffe: Convolutional architecture for fast feature embedding. In *Proceedings of the 22nd ACM international conference on Multimedia*, pp. 675–678. ACM, 2014.
- Aditya Khosla, Nityananda Jayadevaprakash, Bangpeng Yao, and Fei-Fei Li. Novel dataset for fine-grained image categorization: Stanford dogs. In *Proc. CVPR Workshop on Fine-Grained Visual Categorization (FGVC)*, volume 2, pp. 1, 2011.
- Kyoungmin Lee, Jaeseok Choi, Jisoo Jeong, and Nojun Kwak. Residual features and unified prediction network for single stage detection. *arXiv preprint arXiv:1707.05031*, 2017.
- Wei Liu, Dragomir Anguelov, Dumitru Erhan, Christian Szegedy, Scott Reed, Cheng-Yang Fu, and Alexander C Berg. Ssd: Single shot multibox detector. In *European conference on computer vision*, pp. 21–37. Springer, 2016.
- Ilya Loshchilov and Frank Hutter. Sgdr: stochastic gradient descent with restarts. *arXiv preprint arXiv:1608.03983*, 2016.
- Geoff Pleiss, Danlu Chen, Gao Huang, Tongcheng Li, Laurens van der Maaten, and Kilian Q Weinberger. Memory-efficient implementation of densenets. *arXiv preprint arXiv:1707.06990*, 2017.
- Joseph Redmon and Ali Farhadi. Yolo9000: better, faster, stronger. *arXiv preprint arXiv:1612.08242*, 2016.
- Mark Sandler, Andrew Howard, Menglong Zhu, Andrey Zhmoginov, and Liang-Chieh Chen. Mobilenetv2: Inverted residuals and linear bottlenecks. In *Proceedings of the IEEE Conference on Computer Vision and Pattern Recognition*, pp. 4510–4520, 2018.
- Zhiqiang Shen, Zhuang Liu, Jianguo Li, Yu-Gang Jiang, Yurong Chen, and Xiangyang Xue. Dsod: Learning deeply supervised object detectors from scratch. In *The IEEE International Conference on Computer Vision (ICCV)*, volume 3, pp. 7, 2017.
- Christian Szegedy, Wei Liu, Yangqing Jia, Pierre Sermanet, Scott Reed, Dragomir Anguelov, Dumitru Erhan, Vincent Vanhoucke, and Andrew Rabinovich. Going deeper with convolutions. In *The IEEE Conference on Computer Vision and Pattern Recognition (CVPR)*, June 2015.
- Christian Szegedy, Sergey Ioffe, Vincent Vanhoucke, and Alexander A Alemi. Inception-v4, inception-resnet and the impact of residual connections on learning. In *AAAI*, pp. 4278–4284, 2017.
- Xiangyu Zhang, Xinyu Zhou, Mengxiao Lin, and Jian Sun. Shufflenet: An extremely efficient convolutional neural network for mobile devices. *arXiv preprint arXiv:1707.01083*, 2017.
- Barret Zoph, Vijay Vasudevan, Jonathon Shlens, and Quoc V Le. Learning transferable architectures for scalable image recognition. *arXiv preprint arXiv:1707.07012*, 2017.