

# Higgs properties revealed through jet quenching in heavy ion collisions

Edmond L. Berger,<sup>1,\*</sup> Jun Gao,<sup>2,†</sup> Adil Jueid,<sup>2,‡</sup> and Hao Zhang<sup>3,4</sup>

<sup>1</sup>*High Energy Physics Division, Argonne National Laboratory, Argonne, Illinois 60439, USA*

<sup>2</sup>*INPAC, Shanghai Key Laboratory for Particle Physics and Cosmology,*

*Department of Physics and Astronomy, Shanghai Jiao Tong University, Shanghai 200240, China*

<sup>3</sup>*Institute of High Energy Physics, and School of Physical Sciences,*

*University of Chinese Academy of Sciences, Beijing 100049, China*

<sup>4</sup>*School of Physics, University of Chinese Academy of Science, Beijing 100049, China<sup>§</sup>*

We examine Higgs boson production and decay in heavy-ion collisions at the LHC and future colliders. Owing to the long lifetime of the Higgs boson, its hadronic decays may experience little or no screening from the hot and dense quark-gluon plasma whereas jets from hard scattering processes and from decays of the electro-weak gauge bosons and the top-quark suffer significant energy loss. This distinction can lead to enhanced sensitivity in hadronic decay channels and thus, for example, to the Yukawa coupling of the Higgs boson to the bottom quark.

**Introduction.** The successful operation of the CERN Large Hadron Collider (LHC) led to the discovery of the Higgs boson, the final piece of the standard model (SM) [1, 2] of particle physics. Precise measurements of the properties and couplings of the Higgs boson are now required for a refined understanding of the nature of electroweak symmetry breaking and for searches for new physics beyond the SM. This pursuit has high priority at the ongoing LHC and future high-luminosity LHC (HL-LHC) projects, and it has motivated consideration of dedicated Higgs boson production facilities [3–5].

These investigations focus on the properties of the Higgs boson in the vacuum. However, most of the Higgs bosons in the early universe existed in a high-temperature and high-density environment [6, 7]. An understanding of the role of the Higgs boson in the early universe would be advanced through study of the Higgs boson not only in the vacuum, but also in an extreme medium. Heavy-ion collisions at the LHC, proposed to study properties of the quark-gluon plasma (QGP), create an extreme environment with high temperature and density [8]. They are well suited at the same time to study the behavior of the Higgs boson in a hot dense environment.

The expansion and cooldown of the QGP at the LHC is predicted to have a typical time scale of about 10 fm/c [9–11]. Although longer than the lifetime of the electro-weak (EW) gauge bosons and the top-quark, this time scale is shorter than the lifetime of the Higgs boson (which is  $\sim 47$  fm/c). The consequences include

- Particles from Higgs decay, which do not travel in the QGP, will carry information on the Higgs boson.
- Because the strong backgrounds are reshaped by the QGP medium while the signal is nearly unchanged, the phenomenology of Higgs boson hadronic decay is different from  $pp$  collisions.
- A check of the first two consequences serves as a natural probe of the Higgs boson lifetime.

In this Letter we study the production and decays of the Higgs boson in heavy-ion collisions. We point out the main differences with the proton-proton case. Jets produced from hadronic decays of the Higgs boson are not affected much by the QGP since the decay happens at a much later stage. Meanwhile, jets produced from hard QCD scattering and decays of EW gauge bosons and the top-quark experience energy loss through interaction with the medium [12], known as jet quenching, an established phenomenon in heavy-ion collisions at the Brookhaven RHIC facility and the LHC [13]. These different responses lead to suppression of the SM backgrounds to hadronic decays of the Higgs boson and also to distinct kinematic configurations of the signal and backgrounds, resulting in an enhanced ratio of the signal over the background when compared to  $pp$  collisions. We explore different models of jet quenching to provide quantitative estimates for the case of  $ZH$  associated production with Higgs decay  $H \rightarrow b\bar{b}$ .

**Higgs boson production.** The cross section for Higgs boson production in collisions of two heavy nuclei with charge  $Z$  and atomic number  $A$  is

$$\sigma(AA \rightarrow H + X) = A^2 c(f) \sum_{a,b} \int dx_a dx_b \times f_{a/A}(x_a, \mu_F^2) f_{b/A}(x_b, \mu_F^2) \hat{\sigma}(ab \rightarrow H + X). \quad (1)$$

Here  $f_{i/A}(x_i, \mu_F^2)$  is the effective nuclear parton distribution function (PDF) of parton  $i$  carrying momentum fraction  $x_i$  of the nucleon at a factorization scale  $\mu_F$ ;  $\hat{\sigma}$  is the partonic cross section; and  $A^2 c(f)$  is the number of nucleon collisions for the centrality range  $f$ , for which  $c(f)$  can be obtained by integrating the overlap function of the two nuclei over the corresponding range of impact parameters [14]. For the centrality range 0-10% in this study,  $c(f)$  is calculated to be 42% with the Glauber Monte Carlo model [14] for PbPb collisions at  $\sqrt{s_{NN}} = 5.5$  TeV. In Table I we show cross sections for Higgs boson production in different channels for PbPb collisions at the LHC, HE-LHC, and FCC- $hh$  [15] or SPpC [5], with

$\sqrt{s_{NN}} = 5.5, 11, \text{ and } 39.4 \text{ TeV}$  respectively. We calculate the partonic cross sections with MCFM [16, 17] to next-to-leading order in QCD for vector boson fusion (VBF) and next-to-next-to-leading order (NNLO) for gluon fusion (GF) and for associated production. The centrality factors are similar for the three energies and are not applied in Table I. For comparison, cross sections for production in  $pp$  collisions are also listed in Table I. We

TABLE I. Cross sections for Higgs boson production from different processes in PbPb collisions and proton-proton collisions at  $\sqrt{s_{NN}} = 5.5, 11, \text{ and } 39.4 \text{ TeV}$ , respectively. The nCTEQ15 PDFs [18] and CT14 PDFs [19] are used for the PbPb and  $pp$ -collisions, respectively.

process	PbPb( $pp$ ) in nb(pb)		
	5.5 TeV	11 TeV	39.4 TeV
GF	480(10.2)	1556(35.2)	9580(235)
VBF	15.3(0.316)	65.6(1.40)	421(10.02)
$ZH$	10.2(0.230)	28.1(0.687)	147(3.97)
$W^+H$	8.38(0.162)	21.8(0.716)	94.2(3.19)
$W^-H$	9.22(0.143)	23.4(0.435)	99.5(2.34)

focus on decays of the Higgs boson to bottom quarks for which the associated production with a  $Z$  boson and its subsequent leptonic decay gives the strongest sensitivity [20, 21], albeit with a relatively small cross section. The dominant backgrounds in this case are  $Z$  plus bottom-quark pair production and top-quark pair production with leptonic decays. Bottom quarks from decays of the Higgs boson form two energetic jets that can be detected with various  $b$ -tagging algorithms [22]. On the other hand, in the environment of heavy-ion collision,  $b$ -jets from the backgrounds will lose energy from interactions in the QGP [13]. Owing to the dead-cone effect of QCD radiation [23], it has been argued that a primary  $b$ -quark will lose less energy than light quarks when traversing QGP, but experimental measurements have shown similar level of nuclear suppression for inclusive jets and  $b$ -jets, and similar distortion of transverse momentum balance [22, 24] of dijets from jet quenching. The fraction of energy lost from a primary  $b$ -quark jet is thus believed to be comparable to that from a light quark, at least for jets with high transverse momentum. There are also theoretical studies supporting the similarity of quenching of jets initiated by  $b$ -quark and light quarks [25–27].

**Jet Quenching Models.** We base our quantitative estimates on simplified phenomenological models of jet quenching since a full Monte Carlo generator with jet quenching is not available for the processes of interest <sup>1</sup>.

Differences among the three models provide a measure of the uncertainties in our results. The average loss of trans-

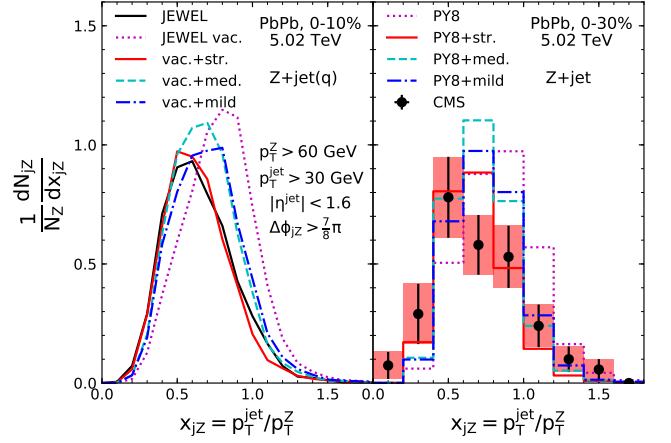


FIG. 1. The impact of different models on jet observables is shown taking as an example, production of a  $Z$  boson plus a single jet. Distribution of the ratio of transverse momenta in  $Z + jet$  production in PbPb collisions. Left: comparison of predictions from JEWEL2.0 and the folded results with various models, for centrality class 0-10% and only quark final states included; right: comparison of the folded results with CMS measurement for centrality class 0-30%.

verse momentum for a jet traversing the QGP compared to the vacuum is expressed as

$$\langle \delta p_T \rangle = a p_T + b \ln(p_T/\text{GeV}) + c. \quad (2)$$

The parameters depend on the center of mass energy, the collision centrality, and also the jet reconstruction scheme. In the following we use the anti- $k_T$  [31] algorithm with  $R = 0.3$ . We choose three representative models for quark jets in PbPb collisions with a centrality class of 0 – 10%, i.e., with strong quenching  $a = 0$ ,  $b = 2 \text{ GeV}$ ,  $c = 12 \text{ GeV}$ , medium quenching  $a = 0.15$ ,  $b = c = 0$ , and mild quenching  $a = b = 0$ ,  $c = 10 \text{ GeV}$ . These choices correspond to a loss of transverse momentum of 21, 15, and 10 GeV respectively, for a jet with  $p_T = 100 \text{ GeV}$  in vacuum. The model with medium quenching was used previously in a study of top-quark pair production in heavy-ion collisions [12]. In addition we impose Gaussian smearing on the energy loss to mimic the fluctuations in jet quenching with width set to half of the average energy lost. The jet energy resolution is parametrized as

$$\sigma(p_T) = \sqrt{C^2 + \frac{S^2}{p_T} + \frac{N^2}{p_T^2}}. \quad (3)$$

<sup>1</sup> Such generators exist for QCD jets production, prompt pho-

ton production and electroweak boson plus a single jet production [28–30].

Representative values of the  $C$ ,  $S$ , and  $N$  parameters from CMS for different centrality classes in PbPb collision can be found in [24] and are used in our calculations.

The transverse momentum imbalance in  $Z$  boson plus jet production was measured recently by the CMS collaboration in PbPb collisions at  $\sqrt{s_{NN}} = 5.02$  TeV as a hard probe of jet quenching [32]. Following the analysis in [32], we plot in Fig. 1 distributions of the ratio of the transverse momenta  $x_{jZ} = p_T^{jet}/p_T^Z$  normalized to the rate of inclusive  $Z$  boson production, where  $p_T^{jet}$  is the transverse momentum of the leading jet. In the plot on the left side of Fig. 1 we show predictions from the Monte Carlo program JEWEL 2.0.0 [30] for the centrality class 0-10%. A prediction without jet quenching (vacuum) is also shown, obtained from PYTHIA 6.4 [33] incorporated in JEWEL 2.0.0. We turn on only the hard matrix elements for quark final states. The initial temperature of the QGP is set to 590 MeV [34]. A shift to lower values is seen in the distribution as quenching is increased, as well as a reduction of the event rate. For comparison with the JEWEL prediction, we also show predictions obtained by applying our simplified quenching models to the vacuum calculation on a event-by-event basis. The folded result with strong quenching is in good agreement with the JEWEL result. In the plot on the right of Fig. 1 we compare our folded results with the CMS data measured for centrality class 0-30% [32]. The baseline vacuum prediction is from PYTHIA 8 [35] with both gluon and quark final states included; the latter contributes more than 80% of the total production rate. The CMS data disfavor the vacuum prediction. The three simplified quenching models are consistent with current data.

**Signal and backgrounds.** We consider the signal process  $PbPb \rightarrow ZH \rightarrow \ell^+\ell^-b\bar{b}$ , in the 0-10% centrality class, with  $\ell = e, \mu$  for which the QCD backgrounds are highly suppressed. We simulate the signal and backgrounds at leading order using SHERPA 2.2.4 [36] including parton showering and hadronization, and with nCTEQ15 PDFs[18]. The dominant SM backgrounds are  $Zb\bar{b}$  production and  $t\bar{t}$  production with leptonic decays of top quarks. Other SM backgrounds including those from production of  $Z$  plus light flavors are significantly smaller and are ignored. We normalize the total cross sections of the signal to the NNLO values in Table I, and of the  $t\bar{t}$  background to the NNLO predictions with resummed corrections from TOP++2.0 [37, 38], times the relevant centrality factors. The Monte Carlo events are passed to RIVET [39] for analysis with an anti- $k_T$  jet algorithm as implemented in FASTJET [40] and a distance parameter of 0.3. Jet quenching and jet energy resolution are applied according to Eqs. (2) and (3). We use pre-selection cuts similar to those in the CMS heavy-ion analysis [32],

$$\begin{aligned} p_T^\ell &> 15 \text{ GeV}, & |\eta^\ell| &< 2.5, & \Delta R_{\ell\ell} &> 0.2, \\ p_T^j &> 30 \text{ GeV}, & |\eta^j| &< 1.6, & \Delta R_{j\ell} &> 0.3. \end{aligned} \quad (4)$$

We select events in the following signal-like region

- A pair of same-flavor opposite-sign charged leptons with invariant mass  $|m_{\ell\ell} - m_Z| < 10$  GeV;
- Exactly two jets, both  $b$ -tagged, with separation  $\Delta R_{bb} < 2.0$ ;
- The transverse momentum of the reconstructed vector boson  $p_T^Z \equiv p_T^{\ell\ell} > 100$  GeV.

We assume a  $b$ -tagging efficiency of 80%, better than that achieved in the CMS analysis [22], but expected in future runs. The requirement of large  $p_T^Z$  can suppress the  $t\bar{t}$  background efficiently.

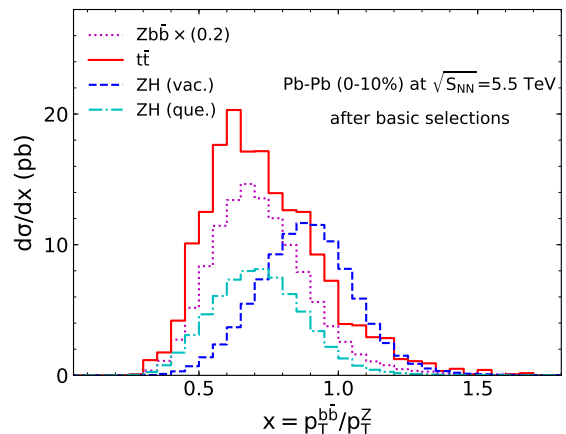


FIG. 2. Distributions of the ratio of the transverse momenta of the pair of  $b$ -jets and the  $Z$  boson for PbPb collision with  $\sqrt{s_{NN}} = 5.5$  TeV and centrality class 0-10%, after basic selections. For the nominal case both backgrounds are strongly quenched while the signal is unquenched. The distribution for a quenched signal is also shown as a comparison. The  $Zb\bar{b}$  result has been multiplied by 0.2.

The analysis so far follows Ref. [20]. As mentioned earlier, different quenching properties of the signal and backgrounds lead to further separation in certain variables. Separation is illustrated in Fig. 2 for the ratio  $x = p_T^{bb}/p_T^Z$  of the transverse momenta of the reconstructed  $b\bar{b}$  pair and the  $Z$  boson. We apply the strong quenching model on the two backgrounds and the signal is vacuum-like. The backgrounds tend to peak in the region of smaller  $x$  since both of the  $b$ -jets lose a fraction of their energies. In Fig. 2, we also show the result for the extreme case in which the  $b$ -jets in the signal process are also strongly quenched. In this case, besides the shift of the peak, the signal normalization is also reduced since more  $b$ -jets fall below the  $p_T$  threshold. Not shown here, we find that the transverse momentum of the leading-jet shows similar separation power, and it is strongly correlated with  $x$ .

To establish the discovery potential of the signal we demand events with  $x > 0.75$  and  $p_T > 60$  GeV for the

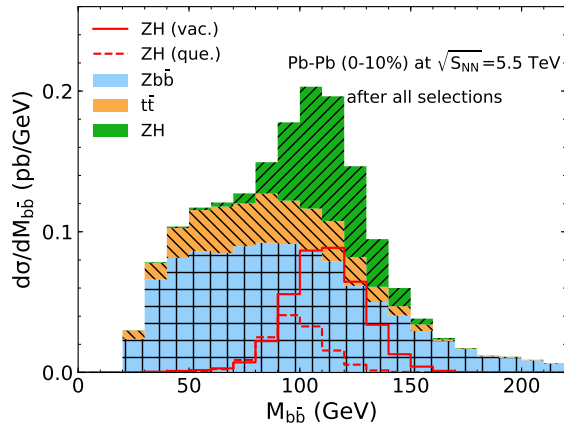


FIG. 3. Distributions of the invariant mass of the pair of  $b$ -jets after all selections, similar to Fig. 2.

leading-jet. The invariant-mass distribution of the two  $b$ -jets  $M_{b\bar{b}}$  is shown in Fig. 3 after all selections. The dominant background is  $Zb\bar{b}$ , and the signal exhibits a clear peak near the Higgs boson mass. The large width of the signal reflects the effects of jet energy smearing. In Fig. 3 we also display the signal distribution for the case of strong quenching. It shows a much weaker peak at lower mass.

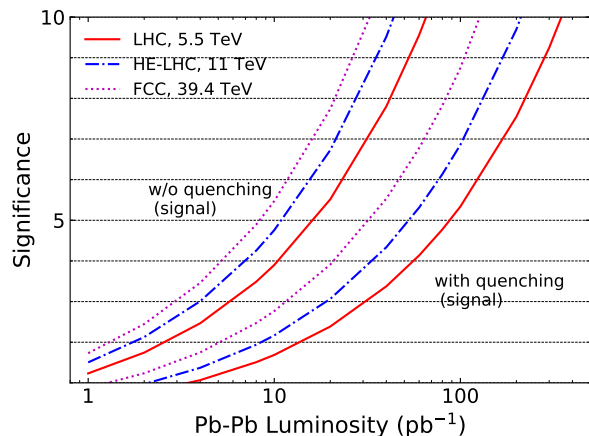


FIG. 4. Expected significance of the Higgs boson signal as a function of ion luminosity for PbPb collisions at LHC, HE-LHC, and FCC- $hh$ . Results for the case of a quenched signal are also shown for comparison.

We use the log-likelihood ratio  $q_0$  [41] as a test-statistic to calculate the expected significance of the signal based on the  $M_{b\bar{b}}$  distribution, as a function of the integrated luminosity of the collision program. The results are shown in Fig. 4 and in Table II. For the LHC, a  $5(3)\sigma$  discovery(evidence) requires a total ion luminosity of about

$16(5.9) \text{ pb}^{-1}$  in PbPb collisions, larger than the projected LHC luminosity [42]. The numbers are  $11(4.0) \text{ pb}^{-1}$  for PbPb collision at HE-LHC. The significance if the signal is also quenched are much lower than the nominal case shown in Fig. 4. The results for alternative quenching models and for no quenching of the backgrounds are summarized in Table II. The improvement in signal-background discrimination from jet quenching is clear.

TABLE II. Ion luminosity required to reach  $5\sigma$  significance for the signal for different models of jet quenching and collision energies. Numbers in parenthesis correspond to a  $3\sigma$  evidence.

lumi.( $\text{pb}^{-1}$ )	strong	medium	mild	vacuum
LHC	16(5.9)	27(9.8)	26(9.3)	48(17)
HE-LHC	11(4.0)	20(7.2)	20(7.2)	34(12)
FCC- $hh$	8.0(2.9)	14(5.0)	14(5.0)	23(8.2)

**Discussion and Summary.** The long lifetime of the Higgs boson relative to the typical time scale of the QGP makes it plausible that the strong decay products of Higgs bosons produced in heavy ion collisions escape the QGP medium unaffected. On the other hand, QCD backgrounds will be attenuated by jet quenching. These features open the possibility of enhanced ratios of signal to backgrounds. We demonstrated these ideas with the specific example of associated  $ZH$  production in PbPb collisions at various colliders using simplified models of jet quenching. The integrated luminosities needed for an observation of the signal are  $\sim 10 \text{ pb}^{-1}$ . Improvements can be expected through the use of multi-variate analysis strategies and information on jet shapes [43–46] expected to be different for quenched and unquenched jets. It will be interesting to investigate the potential of other production channels of the Higgs boson with larger cross sections, left for a future study [47].

There are issues to be addressed to convert these concepts into a quantitative tool. We used different models to estimate to some degree the uncertainties in jet quenching, but better understanding of the mechanism of quenching is required to improve the modeling of the SM backgrounds, in conjunction with possible data-driven studies. A related question is whether the Higgs boson and its decay products suffer medium-related effects. In other words, does the Higgs boson propagate freely in the medium? Is the Higgs lifetime sufficiently long that the decay  $b$ -jets spend no appreciable time in the medium? Answers would benefit greatly from experimental studies on relevant data samples from heavy ion collisions with the Higgs boson possibilities in mind.

JG would like to thank Lie-Wen Chen for useful discussions. ELB's work at Argonne is supported in part by the U.S. Department of Energy under Contract No.

DE-AC02-06CH11357. The work of JG is supported by Shanghai Pujiang Program and CEPC Theory Program from IHEP. The work of HZ is supported by IHEP under Contract No. Y6515580U1 and IHEP Innovation Grant Contract No. Y4545171Y2.

---

\* berger@anl.gov

† jung49@sjtu.edu.cn

‡ adil.jueid@sjtu.edu.cn

§ zhanghao@ihep.ac.cn

- [1] G. Aad et al. (ATLAS), Phys. Lett. **B716**, 1 (2012), arXiv:1207.7214.
- [2] S. Chatrchyan et al. (CMS), Phys. Lett. **B716**, 30 (2012), arXiv:1207.7235.
- [3] M. Bicer et al. (TLEP Design Study Working Group), JHEP **01**, 164 (2014), 1308.6176.
- [4] A. Arbey et al., Eur. Phys. J. **C75**, 371 (2015), 1504.01726.
- [5] M. Ahmad et al. (CEPC-SPPC Study Group), IHEP-CEPC-DR-2015-01, IHEP-TH-2015-01, IHEP-EP-2015-01 (2015).
- [6] G. Gamow, Phys. Rev. **70**, 572 (1946).
- [7] R. A. Alpher, H. Bethe, and G. Gamow, Phys. Rev. **73**, 803 (1948).
- [8] N. Armesto and E. Scmarparin, Eur. Phys. J. Plus **131**, 52 (2016), arXiv:1511.02151.
- [9] M. Connors, C. Nattrass, R. Reed, and S. Salur (2017), arXiv:1705.01974.
- [10] R. Pasechnik and M. Sumbera, Universe **3**, 7 (2017), arXiv:1611.01533.
- [11] C. Shen and U. Heinz, Phys. Rev. **C85**, 054902 (2012), [Erratum: Phys. Rev. **C86**, 049903(2012)], arXiv:1202.6620.
- [12] L. Apolinrio, J. G. Milhano, G. P. Salam, and C. A. Salgado (2017), arXiv:1711.03105.
- [13] G.-Y. Qin and X.-N. Wang, Int. J. Mod. Phys. **E24**, 1530014 (2015), arXiv:1511.00790.
- [14] C. Loizides, J. Kamin, and D. d'Enterria (2017), arXiv:1710.07098.
- [15] M. Mangano, CERN Yellow Report CERN 2017-003-M (2017), 1710.06353.
- [16] J. M. Campbell, R. K. Ellis, and C. Williams, JHEP **06**, 179 (2016), arXiv:1601.00658.
- [17] R. Boughezal, J. M. Campbell, R. K. Ellis, C. Focke, W. Giele, X. Liu, F. Petriello, and C. Williams, Eur. Phys. J. **C77**, 7 (2017), arXiv:1605.08011.
- [18] K. Kovarik et al., Phys. Rev. **D93**, 085037 (2016), arXiv:1509.00792.
- [19] S. Dulat, T.-J. Hou, J. Gao, M. Guzzi, J. Huston, P. Nadolsky, J. Pumplin, C. Schmidt, D. Stump, and C. P. Yuan, Phys. Rev. **D93**, 033006 (2016), arXiv:1506.07443.
- [20] M. Aaboud et al. (ATLAS), JHEP **12**, 024 (2017), arXiv:1708.03299.
- [21] A. M. Sirunyan et al. (CMS) (2017), arXiv:1709.07497.
- [22] S. Chatrchyan et al. (CMS), Phys. Rev. Lett. **113**, 132301 (2014), [Erratum: Phys. Rev. Lett. **115**, no. 2, 029903(2015)], arXiv:1312.4198.
- [23] D. d'Enterria and B. Betz, Lect. Notes Phys. **785**, 285 (2010).
- [24] A. M. Sirunyan et al. (CMS) (2018), arXiv:1802.00707.
- [25] J. Huang, Z.-B. Kang, and I. Vitev, Phys. Lett. **B726**, 251 (2013), arXiv:1306.0909.
- [26] M. Djordjevic, B. Blagojevic, and L. Zivkovic, Phys. Rev. **C94**, 044908 (2016), arXiv:1601.07852.
- [27] F. Senzel, J. Uphoff, Z. Xu, and C. Greiner, Phys. Lett. **B773**, 620 (2017), arXiv:1602.05086.
- [28] M. Arneodo, L. Lamberti, and M. Ryskin, Comput. Phys. Commun. **100**, 195 (1997), hep-ph/9610286.
- [29] I. P. Lokhtin, L. V. Malinina, S. V. Petrushanko, A. M. Snigirev, I. Arsene, and K. Tywoniuk, Comput. Phys. Commun. **180**, 779 (2009), 0809.2708.
- [30] K. C. Zapp, Eur. Phys. J. **C74**, 2762 (2014), arXiv:1311.0048.
- [31] M. Cacciari, G. P. Salam, and G. Soyez, JHEP **04**, 063 (2008), 0802.1189.
- [32] A. M. Sirunyan et al. (CMS), Phys. Rev. Lett. **119**, 082301 (2017), arXiv:1702.01060.
- [33] T. Sjostrand, S. Mrenna, and P. Z. Skands, JHEP **05**, 026 (2006), hep-ph/0603175.
- [34] R. Kunnawalkam Elayavalli and K. C. Zapp, Eur. Phys. J. **C76**, 695 (2016), arXiv:1608.03099.
- [35] T. Sjostrand, S. Ask, J. R. Christiansen, R. Corke, N. Desai, P. Ilten, S. Mrenna, S. Prestel, C. O. Rasmussen, and P. Z. Skands, Comput. Phys. Commun. **191**, 159 (2015), arXiv:1410.3012.
- [36] T. Gleisberg, S. Hoeche, F. Krauss, M. Schonherr, S. Schumann, F. Siegert, and J. Winter, JHEP **02**, 007 (2009), 0811.4622.
- [37] M. Czakon and A. Mitov, Comput. Phys. Commun. **185**, 2930 (2014), 1112.5675.
- [38] M. Czakon, P. Fiedler, and A. Mitov, Phys. Rev. Lett. **110**, 252004 (2013), 1303.6254.
- [39] A. Buckley, J. Butterworth, L. Lonnblad, D. Grellscheid, H. Hoeth, J. Monk, H. Schulz, and F. Siegert, Comput. Phys. Commun. **184**, 2803 (2013), arXiv:1003.0694.
- [40] M. Cacciari, G. P. Salam, and G. Soyez, Eur. Phys. J. **C72**, 1896 (2012), arXiv:1111.6097.
- [41] G. Cowan, K. Cranmer, E. Gross, and O. Vitells, Eur. Phys. J. **C71**, 1554 (2011), [Erratum: Eur. Phys. J. **C73**, 2501(2013)], arXiv:1007.1727.
- [42] J. M. Jowett, J. Phys. **G35**, 104028 (2008), 0807.1397.
- [43] S. Chatrchyan et al. (CMS), Phys. Lett. **B730**, 243 (2014), arXiv:1310.0878.
- [44] Y.-T. Chien and I. Vitev, JHEP **05**, 023 (2016), arXiv:1509.07257.
- [45] L. Apolinrio, J. G. Milhano, M. Ploskon, and X. Zhang (2017), arXiv:1710.07607.
- [46] H. T. Li and I. Vitev (2017), arXiv:1801.00008.
- [47] E. L. Berger, J. Gao, A. Jueid, and H. Zhang, in preparing (2018), arXiv:18mm.xxxxx.