

Exploring dynamical CP violation induced baryogenesis by gravitational waves and colliders

Fa Peng Huang,¹ Zhuoni Qian,¹ and Mengchao Zhang¹

¹*Center for Theoretical Physics of the Universe,
Institute for Basic Science (IBS), Daejeon 34126, Korea*

Abstract

By assuming a dynamical source of CP violation, the tension between sufficient CP violation for successful electroweak baryogenesis and strong constraints from current electric dipole moment measurements could be alleviated. We study how to explore such scenarios through gravitational wave detection, collider experiments, and their possible synergies with a simple example.

I. INTRODUCTION

Electroweak (EW) baryogenesis remains a promising and testable mechanism both at collider and gravitational wave (GW) detection experiments to explain the observed baryon asymmetry of the Universe (BAU), especially after the discovery of the 125 GeV scalar boson at the LHC [1, 2] and the first detection of GWs by Advanced LIGO [3]. The long-standing puzzle of BAU in particle cosmology is quantified by the baryon-to-photon ratio $\eta_B = n_B/n_\gamma = 5.8 - 6.6 \times 10^{-10}$ [4] at 95% confidence level (C.L.), which is determined from the data of the cosmic microwave background radiation or the big bang nucleosynthesis. It has been known that to generate the observed BAU, Sakharov's three conditions (baryon number violation, C and CP violation, and departure from thermal equilibrium or CPT violation) [5] need to be satisfied, and various probable baryogenesis mechanisms have been proposed [6]. Among them, EW baryogenesis [7–9] may potentially relate the nature of the Higgs boson and phase-transition generated GWs. An important ingredient for successful EW baryogenesis is the existence of a strong first order phase transition (SFOPT) which can achieve departure from thermal equilibrium. The lattice simulation shows that the 125 GeV Higgs boson is too heavy for efficient SFOPT [9], nevertheless, there exist already in the literature four types of extensions of the standard model (SM) Higgs sector to produce SFOPT [10]. Another important ingredient is sufficient source of CP violation, which is too weak in the SM. One needs to introduce large enough CP violation, which also needs to escape the severe constraints from the electric dipole moment (EDM) measurement.

Thus, in this work, we study the dynamic source of CP violation¹, which depends on the cosmological evolution of a scalar field. For example, this can be realized by the two-step phase transition, where sufficient CP violation and SFOPT can be satisfied simultaneously to make the EW baryogenesis work. The studied scenario could explain the observed BAU while satisfying all the constraints from EDM measurement and collider data.

As an example, we extend the SM in the framework of the effective field theory with a real scalar field S and a dimension-five operator $y_t \frac{\eta}{\Lambda} S \bar{Q}_L \tilde{\Phi} t_R + \text{H.c.}$ to provide the SFOPT and sufficient CP violation for EW baryogenesis. This dimension-five operator actually appears in many composite models and this source of CP violation for BAU evolves with the scalar

¹ In recent years, inspiring works on the dynamical CP violation appears in Refs. [11–14].

field S . At the very early universe, $\langle S \rangle = 0$ ², then the value evolves to $\langle S \rangle = \sigma$ through a second-order phase transition. The CP violating top quark Yukawa coupling is then obtained and can source the BAU in the following SFOPT. After that, $\langle S \rangle$ evolves to zero again, and the CP violating top quark Yukawa coupling vanishes at tree level. This evolution of the coupling naturally avoids the strong constraints from the EDM measurements, and yields distinctive signals at hadron colliders and lepton colliders, such as the LHC, the Circular Electron-Positron Collider (CEPC) [15], the International Linear Collider (ILC) [16], and the Future Circular Collider (FCC-ee) [17]. We discuss the constraints on the parameters of the effective Lagrangian from both particle physics experiments and cosmology. Since probing the nature of the EW phase transition or EW baryogenesis is one important scientific goal for fundamental physics after the discovery of the Higgs boson [15, 18]. This EW baryogenesis scenario with dynamical CP violation should and could be probed by future colliders and help us to unravel the nature of the Higgs potential and the dynamics of EW symmetry breaking [15, 18]. Especially, the collider signals when we include the dynamical source of CP violation are quite distinctive from the collider signals when only SFOPT is considered [19].

After the first discovery of GWs by Advanced LIGO [3], GWs becomes a new realistic approach to study the EW baryogenesis mechanism by future space-based experiments, such as the approved Laser Interferometer Space Antenna (LISA) [20] (which is assumed to be launched in 2034), Deci-hertz Interferometer Gravitational wave Observatory (DECIGO) [21], Ultimate-DECIGO (U-DECIGO) [22] and Big Bang Observer (BBO) [23]. The SFOPT process in the EW baryogenesis can produce detectable GW signals through three mechanisms: bubble collisions, turbulence and sound waves [24–34].

Thus, after considering the GW signals from SFOPT, we report on a joint analysis of observational signatures from the EW baryogenesis under our scenario, correlating the GW and collider signals.

The structure of the paper is as follows, in section II, we describe the effective model of the dynamical CP violation for successful baryogenesis. In section III, we discuss the dynamics of the phase transition in detail. In section IV, size of the dynamical CP violation

² In this work, we use the angle brackets $\langle \rangle$ to denote the vacuum expectation value (VEV) of the corresponding field.

and the BAU are estimated. In section V, the constraints and predictions from the EDM measurements and colliders are given. In section VI, we investigate the GW signal and its correlation to the collider signals. Finally, we conclude in section VII.

II. COSMOLOGICAL EVOLUTION OF THE YUKAWA COUPLING AND BARYOGENESIS

Based on the fact that sufficient source of CP violation for successful baryogenesis are typically severely constrained by EDM measurement, there is a possibility that the CP violating coupling depends on the cosmological evolution history. During the early universe, there exists large CP violation for successful baryogenesis. When the universe evolves to the current time, the source of CP violation evolves to zero at tree level. In this work, we study the CP violating Yukawa coupling which evolves from a sufficiently large value to a loop-suppressed small value at current time, by assuming it depends on a dynamical scalar field, i.e. the phase transition process can make the CP violating Yukawa coupling transit from a large value to zero at tree level. We take the CP violating top Yukawa coupling as a concrete example in the following discussions. Namely, there exists extra terms to the SM top quark Yukawa coupling which read:

$$y_t \eta \frac{S^n}{\Lambda^n} \bar{Q}_L \tilde{\Phi} t_R + h.c. \quad (1)$$

where $y_t = \sqrt{2}m_t/v$ is the SM top quark Yukawa coupling, $\eta = a+ib$ is a complex parameter, Λ is the NP scale, Φ is the SM Higgs doublet field, Q_L is the third generation $SU(2)_L$ quark doublet, t_R is the right-handed top quark and S is a real singlet scalar field beyond the SM. During the phase transition process in the early universe, the scalar field S acquires a VEV σ , then a sizable CP violating top Yukawa coupling can be obtained and contribute to the EW baryogenesis for BAU. After the phase transition finishes, the VEV of S vanishes and the Higgs field acquires a VEV v , meaning that the CP violating top quark Yukawa coupling vanishes at tree-level and evades the strong EDM constraints naturally. More generally, we can assume that the top quark Yukawa coupling depends on a scalar field or its VEV, which changes during the cosmological evolution. For the phase transition case, the CP violating top Yukawa coupling simply depends on the phase transition dynamics.

We take the $n = 1$ as a simple but representative example to show how it gives successful baryogenesis and how it is detected with the interplay of collider experiments and gravitational wave detectors. The corresponding effective Lagrangian [35–37] can be written as:

$$\mathcal{L} = \mathcal{L}_{\text{SM}} - y_t \frac{\eta}{\Lambda} S \bar{Q}_L \tilde{\Phi} t_R + \text{H.c} + \frac{1}{2} \partial_\mu S \partial^\mu S + \frac{1}{2} \mu^2 S^2 - \frac{1}{4} \lambda S^4 - \frac{1}{2} \kappa S^2 (\Phi^\dagger \Phi). \quad (2)$$

Based on this Lagrangian, we study the collider constraints, predictions, GW signals and EDM constraints in detail. For simplicity, we choose the default values as $a = b = 1$, namely, $\eta = 1 + i$. We can of course rescale η and Λ simultaneously to keep the effective field theory valid up the interested energy scales. It is not necessary to consider the domain wall problem here as shown in Refs. [35, 38]. The coefficients μ^2 , λ , κ are assumed to be positive in this work.

For the above effective Lagrangian, a second order and first order phase transition could occur in orders. Firstly, a second order phase transition happens, the scalar field S acquire a VEV and the dimension-five operator generates a sizable CP violating Yukawa coupling, which provides the source of CP violation needed for BAU. Secondly, SFOPT occurs when the vacuum transitions from $(0, \langle S \rangle)$ to $(\langle \Phi \rangle, 0)$. After the two-step phase transition³, the VEV of S vanishes at tree level which avoids the electron and neutron EDM constraints, and the dimension-five operator induces the interaction term $-\frac{m_t}{\Lambda} (a S \bar{t} t + i b S \bar{t} \gamma_5 t)$, which produces abundant collider phenomenology at the LHC and future lepton colliders, such as CEPC, ILC, FCC-ee.

It is worth noticing that the dimension-five effective operator $y_t \frac{\eta}{\Lambda} S \bar{Q}_L \tilde{\Phi} t_R$ are present as well in non-minimal composite Higgs models after integrating out the vector-like top partner [49–51]. For example, the singlet and the dimension-five operator can come from composite models such as $SO(6) \times U(1)' / SO(5) \times U(1)'$, $SO(5) \times U(1)_S \times U(1)' / SO(5) \times U(1)'$, or $SO(6) \rightarrow SO(5)$ [50, 51], and the new scalar S can be viewed as a (pesudo) Goldstone boson. During the phase transition, the S field has a VEV which sources the CP violation for baryogenesis. At the end of the SFOPT, the VEV dynamically evolves to a loop-induced smaller value, which is consistent with the current EDM and collider experiments.

³ There are extensive studies on the two-step phase transition in the Higgs extended models with singlet scalars as in Refs. [39–48]

III. PHASE TRANSITION DYNAMICS

In this section we discuss the phase transition dynamics, which provides the necessary conditions for EW baryogenesis and produces detectable GWs during a SFOPT. To study phase transition dynamics, we use the methods in Refs. [52–54], and write the effective potential as a function of spatially homogeneous background scalar fields, i.e., $S(x) = \sigma(x)$ and $\Phi(x) = \frac{1}{\sqrt{2}}(0, H(x))^T$. Thus, the full finite-temperature effective potential up to one-loop level can be written as

$$V_{\text{eff}}(H, \sigma, T) = V_{\text{tree}}(H, \sigma) + \Delta V_1^{T \neq 0}(H, \sigma, T) + V_1^{T=0}(H, \sigma), \quad (3)$$

where $V_{\text{tree}}(H, \sigma)$ is the tree-level potential at zero temperature as defined below in Eq.(4), $\Delta V_1^{T \neq 0}(H, \sigma, T)$ is the one-loop thermal corrections including the daisy resummation, and $V_1^{T=0}(H, \sigma)$ is the Coleman-Weinberg potential at zero temperature.

The tree-level potential at zero temperature in Eq. (3) is

$$V_{\text{tree}}(H, \sigma) = -\frac{1}{2}\mu_{SM}^2 H^2 - \frac{1}{2}\mu^2 \sigma^2 + \frac{1}{4}\lambda_{SM} H^4 + \frac{1}{4}\lambda \sigma^4 + \frac{1}{4}\kappa H^2 \sigma^2. \quad (4)$$

We can see that there are four distinct extremal points, and requiring only two global minima at $V(\mu_{SM}/\sqrt{\lambda_{SM}}, 0)$ and $V(0, \mu/\sqrt{\lambda})$ leads to the relation $\kappa > 2\sqrt{\lambda\lambda_{SM}}$. When $\frac{\mu_{SM}^4}{\lambda_{SM}} = \frac{\mu^4}{\lambda}$, the two minima at tree level degenerates, and if $\frac{\mu_{SM}^4}{\lambda_{SM}} > \frac{\mu^4}{\lambda}$, $V(\frac{\mu_{SM}}{\sqrt{\lambda_{SM}}}, 0)$ becomes the only global minimum. The SFOPT can be realized easily since the potential barrier height appears at tree level and is not suppressed by loops or thermal factors. Based on these properties, it is convenient to parameterize λ and μ^2 as

$$\lambda = \left(\frac{\kappa}{2\lambda_{SM}}\right)^2 \lambda_{SM} (1 + \delta_\lambda), \quad \mu^2 = \mu_{SM}^2 \frac{\kappa}{2\lambda_{SM}} (1 + \delta_{\mu^2}). \quad (5)$$

Later on we use the full effective potential in Eq.(3) to numerically calculate the phase transition dynamics and GW signal, but first we can qualitatively understand the phase transition dynamics using the tree-level potential and leading order temperature correction, since the full one-loop effective potential only slightly modifies the values of the parameter space. Thus, using the high-temperature expansion up to leading order $\mathcal{O}(T^2)$, the effective

thermal potential Eq.(3) can be approximated as

$$V(H, \sigma; T) = (D_H T^2 - \frac{\mu_{SM}^2}{2}) H^2 + (D_\sigma T^2 - \frac{\mu^2}{2}) \sigma^2 + \frac{1}{4} (\lambda_{SM} H^4 + \kappa H^2 \sigma^2 + \lambda \sigma^4) \quad (6)$$

with

$$D_H = \frac{1}{32} (8\lambda_{SM} + g'^2 + 3g^2 + 4y_t^2 + 2\kappa/3), \quad D_\sigma = \frac{1}{24} (2\kappa + 3\lambda) ,$$

where the SM $U(1)$ gauge coupling $g' = 0.34972$, $SU(2)$ gauge coupling $g = 0.65294$ and top quark Yukawa $y_t = 0.99561$ [55]. The terms $D_H T^2$ and $D_\sigma T^2$ represent the leading order thermal corrections to the fields of H and σ , respectively. Here, the contributions from the dimension-five operator are omitted as similarly argued and dealt with in Refs. [35–37]. Thus, the washout parameter can be approximated as

$$\frac{v(T_c)}{T_c} \approx \frac{2v}{m_H} \sqrt{\frac{D_H - D_\sigma}{\delta_\lambda - 2\delta_{\mu^2}}} . \quad (7)$$

Numerically, the allowed parameter space for large washout parameter $v(T_c)/T_c$ is shown in Fig.1 for $\kappa = 1.0$ and $\kappa = 2.0$ cases, respectively. We use the washout parameter to

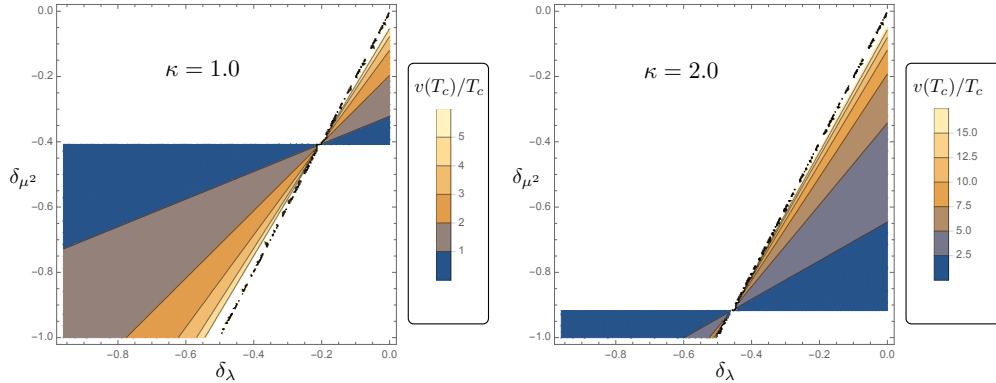


FIG. 1: Parameter spaces for large washout parameter for $\kappa = 1.0$ and $\kappa = 2.0$, respectively.

qualitatively see the SFOPT favored parameter region. Generally speaking, larger washout parameter represents stronger first-order phase transition. For the quantitative determination of the SFOPT, we need to calculate the nucleation temperature T_N as discussed below. Eventually, some typical parameter sets that give two-step phase transition (the phase transitions take place as $(0,0) \rightarrow (0, \langle S \rangle) \rightarrow (\langle \Phi \rangle, 0)$ with the decreasing of the temperature,

where SFOPT occurs during the second step) and produce SFOPT are shown in Tab. I. We now discuss the methods used to produce the table. We first introduce two impor-

TABLE I: Some typical parameter points, which can give two-step phase transition and SFOPT.

κ	δ_λ	δ_{μ^2}	$T_N[\text{GeV}]$
0.88	-0.21	-0.61	128.4
0.88	-0.21	-0.51	171.8
0.88	-0.21	-0.41	115.3
1.00	-0.21	-0.41	116.0
2.00	-0.21	-0.41	121.1
2.00	-0.21	-0.22	106.6
2.00	-0.21	-0.30	113.6
4.00	-0.21	-0.21	115.9

tant quantities α and $\tilde{\beta}$ which can precisely describe the dynamical properties of the phase transition [56]. The key quantity to obtain α and $\tilde{\beta}$ is the bubble nucleation rate per unit volume per unit time $\Gamma = \Gamma_0 \exp[-S_E]$, where $S_E(T) = S_3(T)/T$ is the Euclidean action and $\Gamma_0 \propto T^4$. And S_3 is the three dimensional Euclidean action, which can be expressed as

$$S_3 = \int d^3 r \left\{ \frac{1}{2} \left(\frac{dH}{dr} \right)^2 + \frac{1}{2} \left(\frac{d\sigma}{dr} \right)^2 + V_{\text{eff}}(H, \sigma, T) \right\}. \quad (8)$$

To calculate the nucleation rate, we need to obtain the profiles of the two scalar fields. Here, we need to deal with phase transition dynamics involving two fields using the method in Refs. [57–59] by choosing a path $\vec{\varphi}(t) = (H(t), \sigma(t))$ that connects the initial and final vacuum. Then, we can get the bounce solution φ_b by solving the following differential bounce equation

$$\frac{d^2 \varphi_b}{dr^2} + \frac{2}{r} \frac{d\varphi_b}{dr} = \frac{\partial V_{\text{eff}}}{\partial \varphi_b}, \quad (9)$$

with the boundary conditions

$$\lim_{r \rightarrow \infty} \varphi_b = 0, \quad \left. \frac{d\varphi_b}{dr} \right|_{r=0} = 0. \quad (10)$$

After we obtain the nucleation rate, the parameter $\tilde{\beta}$ can be defined as

$$\tilde{\beta} = T_N \frac{d}{dT} \left(\frac{S_3(T)}{T} \right) \Big|_{T=T_N}. \quad (11)$$

Another important quantity α parametrizes the ratio between the false-vacuum energy density $\varepsilon(T_N)$ and the thermal energy density $\rho_{\text{rad}}(T_N)$ in the symmetric phase at the nucleation temperature T_N . It is defined as

$$\alpha = \frac{\varepsilon(T_N)}{\rho_{\text{rad}}(T_N)}, \quad (12)$$

where the radiation energy density is given by $\rho_{\text{rad}}(T) = (\pi^2/30)g_*(T)T^4$ with g_* being the relativistic degrees of freedom in the thermal plasma. And $\varepsilon(T)$ is defined as

$$\varepsilon(T) = -V_{\text{eff}}(\varphi_B(T), T) + T \frac{\partial V_{\text{eff}}(\varphi_B(T), T)}{\partial T}, \quad (13)$$

where $\varphi_B(T)$ is the VEV of the broken phase minimum at temperature T .

To calculate the parameters α and $\tilde{\beta}$, it is necessary to determine the nucleation temperature T_N where the nucleation rate per Hubble volume per Hubble time reaches unity as $\Gamma/\mathcal{H}^4|_{T=T_N} \simeq 1$, here \mathcal{H} is the Hubble parameter. Thus the condition can be simplified as

$$\frac{S_3(T_N)}{T_N} = 4 \ln(T_N/100\text{GeV}) + 137. \quad (14)$$

Using the method above, we are able to numerically calculate T_N , α and $\tilde{\beta}$. For the following discussion, we pick two benchmark sets which can produce two-step phase transition and SFOPT, and the parameters α , $\tilde{\beta}$, m_S , and T_N are listed in Table II. Usually, a larger α and smaller $\tilde{\beta}$ give stronger first-order phase transition and stronger GWs.

TABLE II: Benchmark points, which can give SFOPT and produce phase transition GWs.

Benchmark set	κ	m_S [GeV]	T_N [GeV]	α	$\tilde{\beta}$
I	2.00	115	106.6	0.035	107
II	2.00	135	113.6	0.04	120

IV. ELECTROWEAK BARYOGENESIS AND CP VIOLATION

In this section, we estimate the constraints on the dynamical source of CP violation from the observed value of BAU. To produce the observed baryon asymmetry from EW baryogenesis, CP violation is necessary to produce an excess of left-handed fermions versus right-handed fermions and then generate net baryon excess through EW sphaleron process [35, 36]. After the first step of phase transition, S field obtains a VEV, and then the CP violating top quark Yukawa coupling is obtained. Thus, during the SFOPT, the top quark in the bubble wall has a spatially varying complex mass, which is given by [35, 36] $m_t(z) = \frac{y_t}{\sqrt{2}}H(z)\left(1 + (1+i)\frac{S(z)}{\Lambda}\right) \equiv |m_t(z)|e^{i\Theta(z)}$, where z is the coordinate perpendicular to the bubble wall. The CP violating phase Θ will provide the necessary CP violation for the BAU. Taking the transport equations in Refs. [36, 60, 61], one can estimate the BAU as

$$\eta_B = \frac{405\Gamma_{\text{sph}}}{4\pi^2\tilde{v}_bg_*T} \int dz \mu_{BL} f_{\text{sph}} e^{-45\Gamma_{\text{sph}}|z|/(4\tilde{v}_b)}, \quad (15)$$

where \tilde{v}_b is the relative velocity between the bubble wall and plasma front in the deflagration case (the bubble wall velocity v_b is smaller than the sound velocity $c_s = \sqrt{3}/3 \sim 0.57$ in the plasma). Here, we choose $\tilde{v}_b \sim 0.2$, which is smaller than the bubble wall velocity v_b [31]. It is because the EW baryogenesis usually favors the deflagration bubble case, and the BAU depends on the relative velocity between the bubble wall and the plasma front. Thus, we have reasonably small relative velocity \tilde{v}_b , which is favored by the EW baryogenesis to guarantee sufficient diffusion process in front of the bubble wall, and large enough bubble wall velocity v_b to produce stronger phase transition GWs (In the deflagration case, a larger bubble wall velocity gives stronger GWs [30, 31]). We take the default value of the bubble wall velocity $v_b \sim 0.5$, which is reasonable since the difference between \tilde{v}_b and v_b can be large for SFOPT with large washout parameter in the deflagration case.

From the roughly numerical estimation, we see that the observed BAU can be obtained as long as $\Delta\sigma/\Lambda \sim 0.1 - 0.3$, where $\Delta\sigma$ is the change of σ during the phase transition and is determined by the phase transition dynamics. For the two benchmark sets given in Tab. II, the needed Λ should be around 1 TeV. Larger Λ gives smaller baryon density, and smaller Λ produces over density. The exact calculation of η_B would need improvements from the non-perturbative dynamics of the phase transition, and higher order calculations. In the

following, we discuss how to constrain the NP scale Λ from the GWs, EDM data and collider data, which offer accurate constraints or predictions on the parameters of the scenario.

V. CONSTRAINTS AND PREDICTIONS IN PARTICLE PHYSICS EXPERIMENTS

After the SM Higgs obtains a VEV v at the end of the SFOPT, interaction between S and top quark becomes

$$\mathcal{L}_{Stt} = - \left(\frac{m_t}{\Lambda} + \frac{m_t H}{\Lambda v} \right) S (a\bar{t}t + ib\bar{t}\gamma_5 t). \quad (16)$$

Top quark loop-induced interactions between the scalar S and vector pairs are important in our collider phenomenology study. In this work, m_S , m_H , and $m_S + m_H$ are all assumed smaller than $2m_t$, and $m_S > m_H/2$. So we can in most cases integrate out top quark loop effects and use effective couplings to approximately describe the interactions. Here we use the covariant derivative expansion (CDE) approach [62–64] to calculate our effective Lagrangian. After straightforward calculations we obtain the relevant one-loop effective operators

$$\begin{aligned} \mathcal{L}'_{SVV} = & \frac{a\alpha_S}{12\pi\Lambda} S G_{\mu\nu}^a G^{a\mu\nu} - \frac{b\alpha_S}{8\pi\Lambda} S G_{\mu\nu}^a \tilde{G}^{a\mu\nu} \\ & + \frac{2a\alpha_{EW}}{9\pi\Lambda} S F_{\mu\nu} F^{\mu\nu} - \frac{b\alpha_{EW}}{3\pi\Lambda} S F_{\mu\nu} \tilde{F}^{\mu\nu}. \end{aligned} \quad (17)$$

Detailed calculations can be referred in the Appendix.

Another effect that needs to be considered here is the one-loop mixing effect between S and H . In our tree level Lagrangian, there is no mixing term between the S and H , but such mixing term will be induced by the top quark loop. Considering the one-loop correction, the (squared) mass matrix terms of the scalar fields can be written as:

$$\mathcal{L}_{mass} = -\frac{1}{2} \begin{pmatrix} S & H \end{pmatrix} \begin{pmatrix} m_{S,\text{tree}}^2 + \Delta m_S^2 & \Delta m_{HS}^2 \\ \Delta m_{HS}^2 & m_{H,\text{tree}}^2 + \Delta m_H^2 \end{pmatrix} \begin{pmatrix} S \\ H \end{pmatrix}. \quad (18)$$

Those corrections are:

$$\Delta m_H^2 = \frac{3m_t^4}{4\pi^2 v^2} , \quad \Delta m_{HS}^2 = a \frac{3m_t^4}{2\pi^2 \Lambda v} , \quad \Delta m_S^2 = (a^2 - b^2) \frac{3m_t^4}{4\pi^2 \Lambda^2} . \quad (19)$$

The calculation details can also be found in the Appendix. This mass matrix can be diagonalized by a rotation matrix \mathcal{O} :

$$\mathcal{O} \begin{pmatrix} m_{S,\text{tree}}^2 + \Delta m_S^2 & \Delta m_{HS}^2 \\ \Delta m_{HS}^2 & m_{H,\text{tree}}^2 + \Delta m_H^2 \end{pmatrix} \mathcal{O}^T = \begin{pmatrix} m_{S,\text{phy}}^2 & 0 \\ 0 & m_{H,\text{phy}}^2 \end{pmatrix} \quad (20)$$

Here $m_{H,\text{phy}} = 125$ GeV is the mass of the SM-like Higgs boson observed by the LHC, and the physical mass eigenstates are the mixing of the scalar fields H and S :

$$\begin{cases} S_{\text{phy}} = \mathcal{O}_{11}S + \mathcal{O}_{12}H \\ H_{\text{phy}} = \mathcal{O}_{21}S + \mathcal{O}_{22}H \end{cases} \quad (21)$$

From now on we neglect the subscript “_{phy}” and all the fields and masses are physical by default. The rest of this section is based on this effective Lagrangian.

A. Electric dipole moment experiments

Current EDM experiments put severe constraints on many baryogenesis models. For example, the ACME Collaboration’s new result, i.e. $|d_e| < 8.7 \times 10^{-29} \text{ cm} \cdot \text{e}$ at 90% C.L. [65], has ruled out a large portion of the CP violation parameter space for many baryogenesis models. However, in this dynamical CP violation baryogenesis scenario, the strong constraints from the recent electron EDM experiments can be greatly relaxed since S does not acquire a VEV at zero temperature, thus the mixing of S and the Higgs boson and the CP violation interaction of top Yukawa is prevented at tree level, i.e. the two-loop Barr-Zee contributions to the EDM only come from the loop induced mixing effects. Thus, in our case the constraints from the EDM are weaker than the collider constraints (discussed in the next section), which is different from usual EW baryogenesis case where the EDM constraints are much stronger than the collide constraints. Due to the loop induced mixing effects, the

two-loop Barr-Zee contribution to EDM is suppressed and can be expressed as [66–68]:

$$d_e^{2\text{-loop}} = \frac{e}{3\pi^2} \left(\frac{\alpha_{EW} G_F v}{\sqrt{2}\pi m_t} \right) m_e \left(\frac{vb}{2\Lambda} \right) \mathcal{O}_{11} \mathcal{O}_{12} \left[-g(z_{ts}) + g(z_{th}) \right], \quad (22)$$

with

$$z_{ts} = \frac{m_t^2}{m_S^2}, \quad z_{th} = \frac{m_t^2}{m_H^2}, \quad g(z) = \frac{1}{2}z \int_0^1 dx \frac{1}{x(1-x)-z} \log \left(\frac{x(1-x)}{z} \right). \quad (23)$$

The numerical results are shown in Fig. 3, where the region below the dotted blue lines are excluded by the EDM experiments.

We also consider constraints from neutron EDM [69, 71, 72] and mercury EDM [70]. But through our calculation, we find that limits from current neutron and mercury EDM experiments are weaker than electron EDM. However, the expected future neutron EDM measurement [73] with a much enhanced precision could have the capability to detect this type of CP violation.

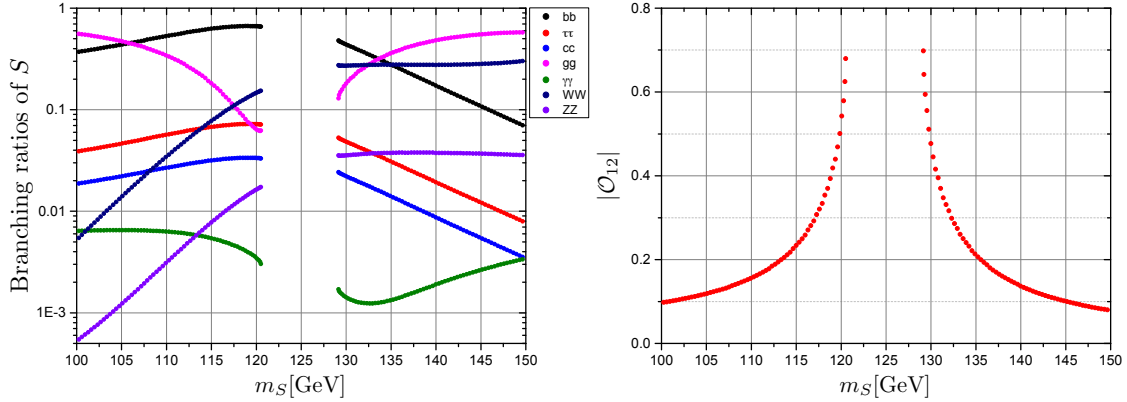


FIG. 2: Left: Main branching ratios and total decay width of S with different m_S . In this plot we set a , b , and Λ as 1, 1, and 1TeV, respectively. The gap around 125 GeV comes from the S - H mixing term $\Delta m_{HS}^2 = a \frac{3m_t^4}{2\pi^2 \Lambda v}$. S - H mixing term changes the S property hugely when m_S is close to m_H . Right: S - H field mixing v.s. m_S plot. Maximal mixing is obtained when m_S is approaching 125 GeV.

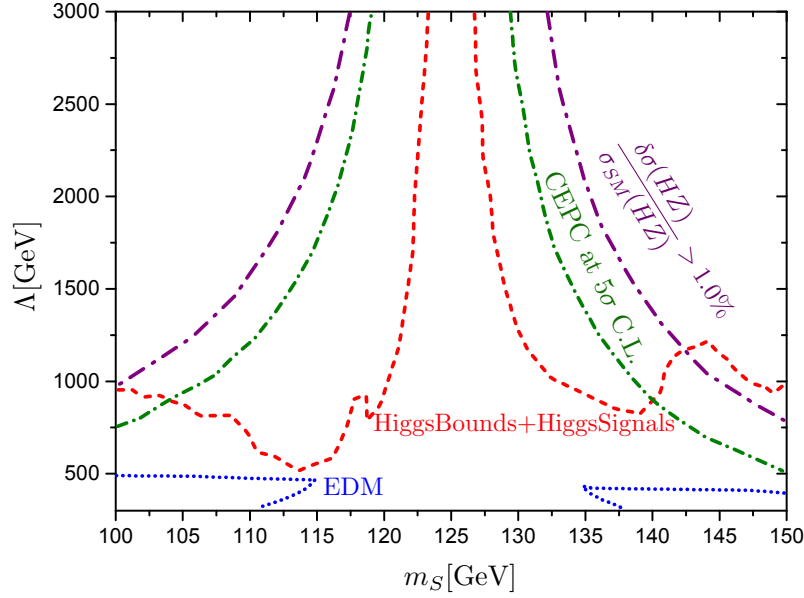


FIG. 3: Region below dotted blue lines haven been excluded by EDM measurement. Region below dashed red lines haven been excluded by collider scalar search and Higgs data. Region below dash dotted olive lines can be observed at 5 ab^{-1} CEPC with a C.L. higher than 5σ . Region below dash dotted purple lines can be detected by a $\sigma(ZH)$ deviation larger than 1.0% through CEPC measurement. In this plot we set $a = b = 1$.

B. Collider direct search and Higgs data

Production and decay patterns of both the Higgs and S are modified by the loop induced mixing, see Fig. 2 for an illustration. Fortran code `eHDECAY` [74–77] is used here to do precise calculations. Fig. 2 shows that the branching ratios of S is quite SM-like near the Higgs mass due to a large mixing with H . While in the region away from 125 GeV, i.e. the region with a smaller mixing, top loop induced $\gamma\gamma$ and gg channels are enhanced. Our scenario get constraints from the SM and non-SM Higgs searches in various channels at LEP, Tevatron, and LHC experiments, and the observed 125 GeV Higgs signal strengths. We apply cross section upper limits on relevant channels from these collider searches as included in the package `HiggsBounds-5` [78–81]. Besides, we use the framework implemented in `HiggsSignals-2` [82] to perform a Higgs data fitting. Experimental data from 7 + 8 TeV ATLAS and CMS combined Higgs measurements [83], and two 13 TeV Higgs measurements with a higher precision [84, 85] are included in the fit. The Higgs signal strength is required to lie within 2σ C.L of the measured central value. Limits from Higgs data and direct

searches are shown in Fig. 3. Reading from the figure, the m_S region near 125 GeV is excluded due to reduced Higgs signal strength through strong mixing between H and S . While in the region with moderate mixing, i.e. the regions away from 125 GeV, limits are mainly from direct resonance searches. Among them, the most sensitive search channels are the di-photon [86], and 4-lepton [87] final states. Figure 3 also shows that the limits from the colliders are much stronger than EDM in our scenario.

C. Collider signals in the future

There are several channels in our model that may produce observable signals at high luminosity LHC. For example: $pp \rightarrow S \rightarrow jj$, $pp \rightarrow S \rightarrow \gamma\gamma$, $pp \rightarrow S \rightarrow ZZ^* \rightarrow l^+l^-l^+l^-$, and $pp \rightarrow SH$. Light di-jet resonance search suffers from huge QCD background [88], and remains difficult even at future LHC run. While due to a much less background, previous di-photon and 4-lepton search results, as shown earlier, already excluded some parameter space of our model. So di-photon and 4-lepton channels would continue to exclude parameter space or give the first hint of signal as LHC continues its data taking. In Tab. III we give the production cross sections times branching ratios at 14 TeV LHC of these two channels for the two benchmark points. A concrete analysis relies on detailed simulation and dedicated final state studies, which is beyond the scope of the current paper, and could be interesting future work. The $pp \rightarrow SH$ process is mostly through the one loop $gg \rightarrow SH$ contribution, and an exact calculation at the leading order is performed. There are three types of Feynman diagrams as shown in Fig.4. The second (tri4) and third (box) diagrams are proportional to the contribution of the dimension-five effective operator, and thus interfere destructively according to the low energy theorem [89]. Their contributions nearly cancel out at low energy scale, just above the $m_S + m_H$ threshold. The first diagram (tris), however, is proportional to κ , and contributes dominantly when κ becomes large. The leading order total cross section of $pp \rightarrow SH$ is around 21 fb with $\kappa = 2$, $m_S = 115$ GeV, $\Lambda = 1$ TeV and $\sqrt{s} = 14$ TeV, and roughly scales with κ^2 for even larger κ values. We illustrate the separate contributions to the leading order differential cross section as a function of m_{SH} from the different diagrams in Fig. 5. As seen in the figure, the total contribution is indeed dominated by the “tris”, or κ term at low energy scale, and dominated by the “tri4+box”, or the dimension-five term proportional to η at high energy scale. Thus by probing this

process, we obtain complimentary information on the model parameters compared to the di-photon and 4-lepton search. Multiplied by a k-factor of around two for typical gg to scalar(s) processes, this $gg \rightarrow SH$ process becomes comparable or even larger than the SM $pp \rightarrow HH$ total cross section, which is about 40 fb at 14 TeV. In our scenario, the S decays dominantly to a pair of gluons and by a small fraction to a pair of photons. A study that is similar to the di-Higgs search at the high luminosity LHC, while with one scalar at a different mass, in the $\gamma\gamma b\bar{b}$ and $jjb\bar{b}$ final states, becomes another interesting future work.

Note here that the scalar S is larger than half the Higgs mass in our benchmark scenarios, and can not be produced or probed through Higgs decay, the $\frac{1}{2}\kappa S^2\Phi^2$ term with large κ could as well be indirectly probed at the off-shell Higgs region, for example as discussed in Ref. [90].

TABLE III: Production cross sections of S times branching ratios at 14 TeV LHC, with $\Lambda = 1$ TeV.

$m_S[\text{GeV}]$	$\sigma(pp \rightarrow S) \times BR(S \rightarrow \gamma\gamma)$	$\sigma(pp \rightarrow S) \times BR(S \rightarrow ZZ^*)$
115	37.73 fb	54.69 fb
135	18.38 fb	520.60 fb

Meanwhile, collider signal searches at future electron-positron colliders like the CEPC is much more clean and promising. Here we do a simple analysis by applying the recoiled $\mu\mu$ mass distribution at a 5 ab^{-1} luminosity CEPC to estimate our sensitivity. SM Higgs and other SM background distributions are described by Crystal Ball function and third order Chebychev polynomial function respectively. Parameters are fixed by fitting with CEPC group report [91]. The signal is a scalar-strahlung process $e^+e^- \rightarrow Z^* \rightarrow ZS$, with a total cross section [92]

$$\sigma(e^+e^- \rightarrow ZS) = \frac{G_F^2 m_Z^4}{96\pi s} (v_e^2 + a_e^2) |\mathcal{O}_{12}|^2 \sqrt{\tilde{\lambda}} \frac{\tilde{\lambda} + 12m_Z^2/s}{(1 - m_Z^2/s)^2}. \quad (24)$$

Here $v_e = -1 + 4s_w^2$, $a_e = -1$, and $\tilde{\lambda} = (s^2 + m_Z^4 + m_S^4 - 2sm_Z^2 - 2sm_S^2 - 2m_S^2m_Z^2)/s^2$ where $\sqrt{s} = 250$ GeV, s_w is sine of the Weinberg angle. Shape of the signal peak is estimated and obtained by a rescaling and shifting from the fitted SM Higgs shape. Fig. 6 shows the recoil mass distribution. Then we count the number of SM background and signal events in $[m_S - 1\text{GeV}, m_S + 1\text{GeV}]$ mass window, noted as \mathcal{B} and \mathcal{S} respectively. So the significance can be written as $\mathcal{S}/\sqrt{\mathcal{B} + \epsilon^2\mathcal{B}^2}$, with $\epsilon = 1.0\%$ being the dominant systematic uncertainty. The region with $\mathcal{S}/\sqrt{\mathcal{B} + \epsilon^2\mathcal{B}^2} > 5$ can be observed at 5 ab^{-1} CEPC with a significance

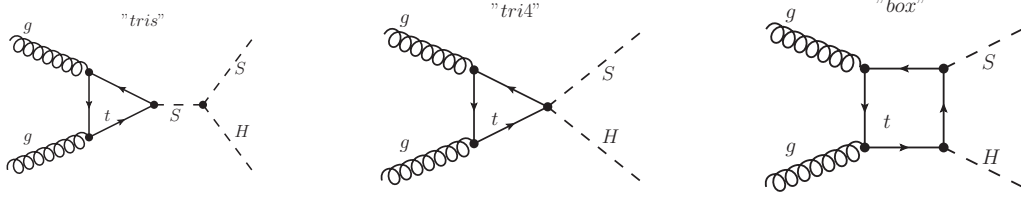


FIG. 4: Representative Feynman diagrams that contribute to the $gg \rightarrow SH$ process.

higher than 5σ , and the curve is shown as well in Fig. 3. It is clear from Fig. 3 that there is a large currently-allowed parameter space that can be covered by High Luminosity LHC or CEPC. We are especially sensitive to regions with m_S closer to 125 GeV, which corresponds to an increasing S - H mixing.

In addition, S - H mixing could also be detected through a potentially visible deviation of $\sigma(e^+e^- \rightarrow HZ)$ measurement, which can be an indirect signal of our model [94]. Quoting from the proposed precision of CEPC with 5 ab^{-1} data, it is capable to measure the inclusive HZ cross section to about 1.0% sensitivity. In Fig. 3 we draw the region with $|\mathcal{O}_{22}|^2 < 0.99$, which corresponds to a region that induce $\sigma(e^+e^- \rightarrow HZ)$ deviation larger than 1.0%. This indirect detection method shows an even better search ability compared to the direct peak search.

VI. GRAVITATIONAL WAVE SIGNALS AND THEIR CORRELATION WITH COLLIDER SIGNALS

The key point to predict the phase transition GW signal is to calculate the two parameters α and $\tilde{\beta}$ from the finite temperature effective potential in Eq. (3) using the method described in Sec. III. The two parameters are related to the phase transition strength and the inverse of time duration, respectively. The GWs also depend on the energy efficiency factors λ_i ($i=\text{col, turb, sw}$, denoting bubble collision, turbulence, and sound waves respectively) and bubble wall velocity v_b . For the GW spectrum from bubble collisions, we use the formulae from the envelope approximations [28, 93]:

$$\Omega_{\text{col}}(f)h^2 \simeq 1.67 \times 10^{-5} \times \left(\frac{0.11v_b^3}{0.42 + v_b^2} \right) \tilde{\beta}^{-2} \left(\frac{\lambda_{\text{col}}\alpha}{1 + \alpha} \right)^2 \left(\frac{100}{g_*(T_N)} \right)^{1/3} \frac{3.8(f/\tilde{f}_{\text{col}})^{2.8}}{1 + 2.8(f/\tilde{f}_{\text{col}})^{3.8}},$$

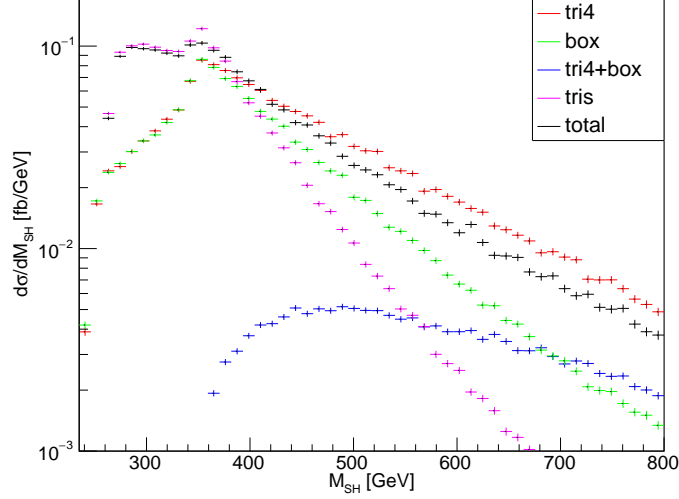


FIG. 5: Leading order differential cross section for $gg \rightarrow SH$ process, with separate contributions from the diagrams shown in different color schemes. Title "tris" (magenta) represents the cross section considering only the first type of diagrams as in Fig.4, "tri4" (red) represents the second, and "box" (green) represents the last. The blue curve shows the cross section including the "tri4" and the "box" contributions. The black curve is the total cross section including all diagrams and their interference, which is dominated by the "tris", or κ term at low energy scale, and by the dimension-five η term and interference at high energy scale.

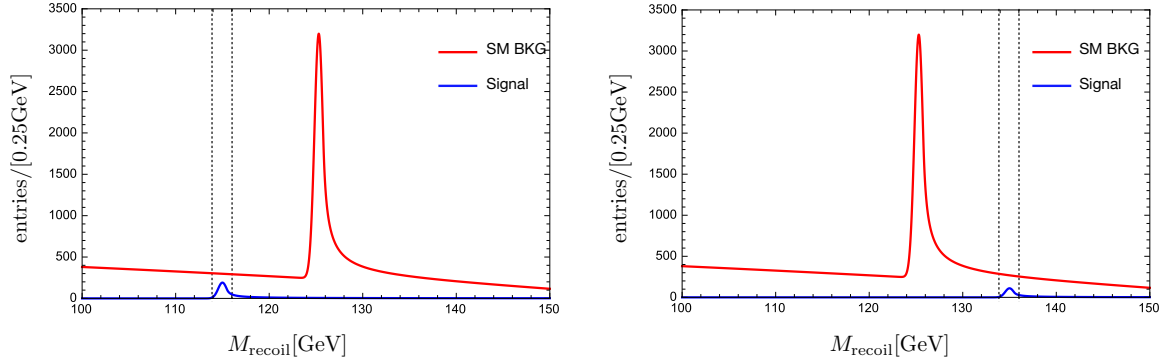


FIG. 6: Left: $\mu\mu$ recoil mass distribution for the SM background and signal, with $\Lambda = 1$ TeV and $m_S = 115$ GeV. Right: $\mu\mu$ recoil mass distribution for the SM background and signal, with $\Lambda = 1$ TeV and $m_S = 135$ GeV. Vertical dotted black lines represent the mass window we choose. Luminosity is taken at 5 ab^{-1} following the CEPC report. The y-axis represents the number of events per bin, which is taken to be 0.25 GeV.

at the peak frequency

$$\tilde{f}_{\text{col}} \simeq 1.65 \times 10^{-5} \text{ Hz} \times \left(\frac{0.62}{1.8 - 0.1v_b + v_b^2} \right) \tilde{\beta} \left(\frac{T_N}{100 \text{ GeV}} \right) \left(\frac{g_*(T_N)}{100} \right)^{1/6}. \quad (25)$$

The efficiency factor λ_{col} is a function of α and v_b , and we use the results for the deflagration case as obtained in Ref. [30] As for GW spectrum from sound waves, numerical simulations give [32, 34]

$$\Omega_{\text{sw}}(f)h^2 \simeq 2.65 \times 10^{-6} v_b \tilde{\beta}^{-1} \left(\frac{\lambda_{\text{sw}} \alpha}{1 + \alpha} \right)^2 \left(\frac{100}{g_*(T_N)} \right)^{1/3} \times (f/\tilde{f}_{\text{sw}})^3 \left(\frac{7}{4 + 3(f/\tilde{f}_{\text{sw}})^2} \right)^{7/2}$$

with the peak frequency

$$\tilde{f}_{\text{sw}} \simeq 1.9 \times 10^{-5} \text{ Hz} \frac{1}{v_b} \tilde{\beta} \left(\frac{T_N}{100 \text{ GeV}} \right) \left(\frac{g_*(T_N)}{100} \right)^{1/6}. \quad (26)$$

The turbulence contribution to the GW spectrum is [29, 95]

$$\Omega_{\text{turb}}(f)h^2 \simeq 3.35 \times 10^{-4} v_b \tilde{\beta}^{-1} \left(\frac{\lambda_{\text{turb}} \alpha}{1 + \alpha} \right)^{3/2} \left(\frac{100}{g_*(T_N)} \right)^{1/3} \times \frac{(f/\tilde{f}_{\text{turb}})^3}{(1 + f/\tilde{f}_{\text{turb}})^{11/3} (1 + 8\pi f/\mathcal{H}_0)}$$

with the peak frequency

$$\tilde{f}_{\text{turb}} \simeq 2.7 \times 10^{-5} \text{ Hz} \frac{1}{v_b} \tilde{\beta} \left(\frac{T_N}{100 \text{ GeV}} \right) \left(\frac{g_*(T_N)}{100} \right)^{1/6} \quad (27)$$

and

$$\mathcal{H}_0 = 1.65 \times 10^{-5} \text{ Hz} \left(\frac{T_N}{100 \text{ GeV}} \right) \left(\frac{g_*(T_N)}{100} \right)^{1/6}. \quad (28)$$

We now show our numerical results of the total GW spectrum from SF OPT in the concerned scenario with the benchmark parameter sets. From Fig. 7, we can see that the GWs produced in this EW baryogenesis scenario can be detected marginally by LISA, BBO and certainly by U-DECIGO. We also show the corresponding CEPC cross sections as a double test on this scenario, and vice versa. For example taking benchmark set I, the GW spectrum is represented by the black line in Fig. 7, which can be detected by LISA and U-DECIGO. It also corresponds to a 115 GeV recoil mass with 13.6 fb cross section for the $e^+e^- \rightarrow SZ$

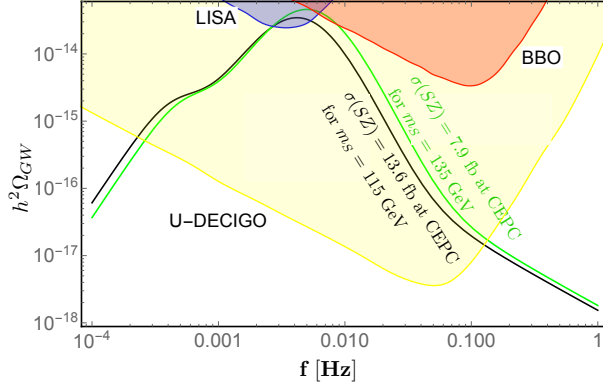


FIG. 7: The correlation between the GW spectrum and the associated collider signals for the benchmark sets with $\kappa = 2$ and $\Lambda = 1$ TeV. The colored regions depict the expected sensitivities from the future GW experiments LISA, BBO and U-DECIGO, respectively. The black line represents the phase transition GW spectrum for the benchmark sets at $m_S = 115$ GeV, which is related to the detectable lepton collider signal with a cross section $\sigma(SZ) = 13.6$ fb at CEPC. The green line represents the case for another benchmark set at $m_S = 135$ GeV.

process at CEPC, which has a 5σ discovery potential with $5 ab^{-1}$ luminosity at CEPC. Other lepton colliders are similarly capable to detect this collider signals, such as ILC and FCC-ee. The observation of GWs with several mHz peak frequency at LISA and the observation of the 115 GeV recoil mass at CEPC are related by this EW baryogenesis scenario. We can see that the future lepton collider and GW detector make a double test on the scenario [96–99].

VII. CONCLUSION

We have studied the collider search and GW detection of the EW baryogenesis scenario with a dynamical source of CP violation realized by a two-step phase transition. The VEV of a new scalar field $\langle S \rangle$ evolves with the two-step phase transition, and provides both the SFOPT and sufficient CP violation at early universe. At current time, $\langle S \rangle$ becomes zero at tree level, which makes it easy to evade the severe EDM constraints. Nevertheless, the loop-induced mixing between the scalars S and H can produce abundant collider signals. We have shown possible collider signals at future collider experiments, especially at the lepton colliders. Meanwhile, collider signals and GW surveys could cross check this EW baryogenesis scenario. As a by product, the discussion here suggests potentially interesting collider signals for additional generic light scalar searches near the Higgs mass. The analysis

in this work may help to understand the origin of CP violation and EW baryogenesis, furthering the connection between cosmology and particle physics. More systematical study is left to our future study

Acknowledgments

We deeply appreciate Ryusuke Jinno's comments on some details of phase transition gravitational waves and Eibun Senaha's comments on some details of baryogenesis. We also thank Takumi Kuwahara for his useful suggestion of EDM. This work is supported by IBS under the project code IBS-R018-D1.

Appendix: Effective Lagrangian calculation through covariant derivative expansion

CDE (covariant derivative expansion) is a convenient method to calculate one-loop effective Lagrangian [62–64]. In this appendix we use CDE to calculate several most important operators in our work. Operators we calculated here are those connecting gluon or photon pairs to scalars and induced by top quark loop, which are most relevant to the phenomenology we want to study at hadron colliders. In order to make things clear and easy to check, we write down our calculation procedure in detail. For notation and convention, we follow Ref. [63].

The particle being integrated out here is the top quark, so the corresponding one-loop contribution to the effective action is:

$$S_{\text{eff},1\text{-loop}} = -i\text{Tr} \log (\not{P} - m_t - M), \quad (29)$$

with $P_\mu \equiv iD_\mu$, and $D_\mu = \partial_\mu - i\frac{2}{3}eA_\mu - ig_3T^aG_\mu^a$. M is the bilinear coefficient of the top quark field:

$$M = aS \left(\frac{m_t}{\Lambda} + \frac{m_t H}{\Lambda v} \right) + ibS\gamma_5 \left(\frac{m_t}{\Lambda} + \frac{m_t H}{\Lambda v} \right) + \frac{m_t H}{v}. \quad (30)$$

$S_{\text{eff},1\text{-loop}}$ can thus be rewritten as:

$$\begin{aligned} S_{\text{eff},1\text{-loop}} &= -\frac{i}{2} \text{Tr} \log \left(-P^2 + m_t^2 - \frac{i}{2} \sigma^{\mu\nu} G'_{\mu\nu} + 2m_t M + M^2 + [\not{P}, M] \right) \\ &\equiv -\frac{i}{2} \text{Tr} \log \left(-P^2 + m_t^2 + U \right), \end{aligned} \quad (31)$$

where $G'_{\mu\nu} = [D_\mu, D_\nu]$, and $\sigma^{\mu\nu} = \frac{i}{2}[\gamma^\mu, \gamma^\nu]$. After separating the covariant derivatives and the loop momentum, one-loop effective Lagrangian can be written as:

$$\Delta \mathcal{L}_{\text{eff},1\text{-loop}} = \frac{i}{2} \int dq \int dm^2 \text{tr} \frac{1}{\Delta^{-1} \left[1 - \Delta \left(-\left\{ q^\mu, \tilde{G}_{\nu\mu} \right\} \partial^\nu - \tilde{G}_{\mu\sigma} \tilde{G}_\nu{}^\sigma \partial^\mu \partial^\nu + \tilde{U} \right) \right]}. \quad (32)$$

Here $dq \equiv d^4q/(2\pi)^4$, $\Delta \equiv 1/(q^2 - m^2)$ (for our case, $m = m_t$), and:

$$\tilde{G}_{\mu\nu} = \sum_{n=0}^{\infty} \frac{n+1}{(n+2)!} [P_{\alpha_1}, [P_{\alpha_2}, [\dots [P_{\alpha_n}, [D_\mu, D_\nu]]]]] \frac{\partial^n}{\partial q_{\alpha_1} \partial q_{\alpha_2} \dots \partial q_{\alpha_n}}, \quad (33)$$

$$\tilde{U} = \sum_{n=0}^{\infty} \frac{1}{n!} [P_{\alpha_1}, [P_{\alpha_2}, [\dots [P_{\alpha_n}, U]]]] \frac{\partial^n}{\partial q_{\alpha_1} \partial q_{\alpha_2} \dots \partial q_{\alpha_n}}. \quad (34)$$

The trace “tr” here only acts on indices like the spin, generation, flavor, but not momentum.

Then $\Delta \mathcal{L}_{\text{eff},1\text{-loop}}$ can be expanded by a series of integral:

$$\Delta \mathcal{L}_{\text{eff},1\text{-loop}} = \frac{i}{2} \sum_{n=0}^{\infty} \mathcal{I}_n, \quad (35)$$

$$\mathcal{I}_n \equiv \text{tr} \int dq dm^2 \left[\Delta \left(-\left\{ q^\mu, \tilde{G}_{\nu\mu} \right\} \partial^\nu - \tilde{G}_{\mu\sigma} \tilde{G}_\nu{}^\sigma \partial^\mu \partial^\nu + \tilde{U} \right) \right]^n \Delta. \quad (36)$$

In most cases one does not need all the terms in Eqs. (35) and (36), and only the first few terms are important. In our case, the relevant terms we need to calculate contain at least two vector field strength $G'_{\mu\nu}$ and at least one scalar S or H , and don't contain the derivatives of these field. So the sum of all the relevant terms, after loop momentum integral, are:

$$\begin{aligned} \Delta \mathcal{L}_{\text{eff}} &= -\frac{1}{2} \frac{1}{(4\pi)^2} \text{tr} \left\{ \frac{1}{m_t^2} \left(-\frac{1}{6} U^3 - \frac{1}{12} U G'_{\mu\nu} G'^{\mu\nu} \right) \right. \\ &\quad \left. + \frac{1}{m_t^4} \left(\frac{1}{24} U^4 + \frac{1}{24} (U^2 G'_{\mu\nu} G'^{\mu\nu}) \right) \right\}. \end{aligned} \quad (37)$$

Then we calculate the trace and express the effective Lagrangian by S , H , gluon field

strength $G_{\mu\nu}^a$, and photon field strength $F_{\mu\nu}$. In order to make the calculation clear and get a concise expression, we introduce some useful notations.

Trace of two covariant derivative commutators is:

$$\text{tr} (G'_{\mu\nu} G'_{\alpha\beta}) = -\frac{4}{3}e^2 F_{\mu\nu} F_{\alpha\beta} - \frac{1}{2}g_3^2 G_{\mu\nu}^a G_{\alpha\beta}^a . \quad (38)$$

The trace can be divided into two parts, with or without a γ^5 :

$$\text{tr} (\sigma^{\mu\nu} G'_{\mu\nu} \sigma^{\alpha\beta} G'_{\alpha\beta}) = \text{tr} (\sigma^{\mu\nu} \sigma^{\alpha\beta}) \text{tr} (G'_{\mu\nu} G'_{\alpha\beta}) \quad (39)$$

$$\text{tr} (\sigma^{\mu\nu} G'_{\mu\nu} \sigma^{\alpha\beta} G'_{\alpha\beta} \gamma_5) = \text{tr} (\sigma^{\mu\nu} \sigma^{\alpha\beta} \gamma_5) \text{tr} (G'_{\mu\nu} G'_{\alpha\beta}) . \quad (40)$$

then by using the identities:

$$\text{tr} ([\gamma^\mu, \gamma^\nu][\gamma^\alpha, \gamma^\beta]) = 16(g^{\mu\beta} g^{\nu\alpha} - g^{\mu\alpha} g^{\nu\beta}), \quad (41)$$

$$\text{tr} ([\gamma^\mu, \gamma^\nu][\gamma^\alpha, \gamma^\beta] \gamma_5) = -i16\epsilon^{\mu\nu\alpha\beta}, \quad (42)$$

we get:

$$\text{tr} (\sigma^{\mu\nu} G'_{\mu\nu} \sigma^{\alpha\beta} G'_{\alpha\beta}) = 8g^{\mu\alpha} g^{\nu\beta} \text{tr} (G'_{\mu\nu} G'_{\alpha\beta}) \quad (43)$$

$$\text{tr} (\sigma^{\mu\nu} G'_{\mu\nu} \sigma^{\alpha\beta} G'_{\alpha\beta} \gamma_5) = i4\epsilon^{\mu\nu\alpha\beta} \text{tr} (G'_{\mu\nu} G'_{\alpha\beta}) . \quad (44)$$

Now we define:

$$\begin{aligned} \mathcal{I}_A \equiv & 2m_t \left(aS \left(\frac{m_t}{\Lambda} + \frac{m_t H}{\Lambda v} \right) + \frac{m_t H}{v} \right) \\ & + \left(aS \left(\frac{m_t}{\Lambda} + \frac{m_t H}{\Lambda v} \right) + \frac{m_t H}{v} \right)^2 - b^2 S^2 \left(\frac{m_t}{\Lambda} + \frac{m_t H}{\Lambda v} \right)^2 , \end{aligned} \quad (45)$$

and

$$\begin{aligned}\mathcal{I}_B \equiv & 2m_t bS \left(\frac{m_t}{\Lambda} + \frac{m_t H}{\Lambda v} \right) \\ & + 2bS \left(\frac{m_t}{\Lambda} + \frac{m_t H}{\Lambda v} \right) \left(aS \left(\frac{m_t}{\Lambda} + \frac{m_t H}{\Lambda v} \right) + \frac{m_t H}{v} \right).\end{aligned}\quad (46)$$

Using these replacement, U can be rewritten in the simple form:

$$U = -\frac{i}{2}\sigma^{\mu\nu}G'_{\mu\nu} + \mathbf{1}\mathcal{I}_A + i\gamma_5\mathcal{I}_B + [\not{P}, M]. \quad (47)$$

Then we can easily express those traces (here we only show those relevant terms):

$$\text{tr}(U^3) \supset -\frac{3}{4} (8\mathcal{I}_A g^{\mu\alpha} g^{\nu\beta} - 4\mathcal{I}_B \epsilon^{\mu\nu\alpha\beta}) \text{tr}(G'_{\mu\nu} G'_{\alpha\beta}) \quad (48)$$

$$\text{tr}(UG'_{\mu\nu} G'^{\mu\nu}) \supset 4\mathcal{I}_A \text{tr}(G'_{\mu\nu} G'^{\mu\nu}) \quad (49)$$

$$\text{tr}(U^4) \supset -\frac{3}{2} (8(\mathcal{I}_A^2 - \mathcal{I}_B^2) g^{\mu\alpha} g^{\nu\beta} - 8\mathcal{I}_A \mathcal{I}_B \epsilon^{\mu\nu\alpha\beta}) \text{tr}(G'_{\mu\nu} G'_{\alpha\beta}) \quad (50)$$

$$\text{tr}(U^2 G'_{\mu\nu} G'^{\mu\nu}) \supset 4(\mathcal{I}_A^2 - \mathcal{I}_B^2) \text{tr}(G'_{\mu\nu} G'^{\mu\nu}). \quad (51)$$

Then the top-quark loop-induced effective coupling between vector pairs and the scalars can be obtained as:

$$\begin{aligned}\mathcal{L}_{SVV} = & \frac{1}{3} \frac{1}{m_t^2} \mathcal{I}_A \left(\frac{4}{3} \frac{\alpha_{EW}}{4\pi} F_{\mu\nu} F^{\mu\nu} + \frac{1}{2} \frac{\alpha_S}{4\pi} G_{\mu\nu}^a G^{a\mu\nu} \right) \\ & - \frac{1}{2} \frac{1}{m_t^2} \mathcal{I}_B \left(\frac{4}{3} \frac{\alpha_{EW}}{4\pi} F_{\mu\nu} \tilde{F}^{\mu\nu} + \frac{1}{2} \frac{\alpha_S}{4\pi} G_{\mu\nu}^a \tilde{G}^{a\mu\nu} \right) \\ & - \frac{1}{6} \frac{1}{m_t^4} (\mathcal{I}_A^2 - \mathcal{I}_B^2) \left(\frac{4}{3} \frac{\alpha_{EW}}{4\pi} F_{\mu\nu} F^{\mu\nu} + \frac{1}{2} \frac{\alpha_S}{4\pi} G_{\mu\nu}^a G^{a\mu\nu} \right) \\ & + \frac{1}{2} \frac{1}{m_t^4} \mathcal{I}_A \mathcal{I}_B \left(\frac{4}{3} \frac{\alpha_{EW}}{4\pi} F_{\mu\nu} \tilde{F}^{\mu\nu} + \frac{1}{2} \frac{\alpha_S}{4\pi} G_{\mu\nu}^a \tilde{G}^{a\mu\nu} \right).\end{aligned}\quad (52)$$

Calculation of scalar mass corrections is much easier. Scalar mass corrections come from terms with no field derivatives:

$$\mathcal{L}_{\Delta m^2} \subset -\frac{1}{2} \frac{1}{(4\pi)^2} \text{tr} \left\{ -m_t^2 \left(\log \frac{m_t^2}{\mu_R^2} - 1 \right) U - \frac{1}{2} \log \frac{m_t^2}{\mu_R^2} U^2 \right\}. \quad (53)$$

Expand U and set renormalisation scale μ_R as m_t , we obtain:

$$\mathcal{L}_{\Delta m^2} = -\frac{3}{8\pi^2} m_t^2 \left(\frac{m_t^2}{v^2} H^2 + 4a \frac{m_t^2}{\Lambda v} SH + (a^2 - b^2) \frac{m_t^2}{\Lambda^2} S^2 \right). \quad (54)$$

-
- [1] G. Aad *et al.* [ATLAS Collaboration], Phys. Lett. B **716**, 1 (2012).
 - [2] S. Chatrchyan *et al.* [CMS Collaboration], Phys. Lett. B **716**, 30 (2012).
 - [3] B. P. Abbott *et al.* [LIGO Scientific and Virgo Collaborations], Phys. Rev. Lett. **116**, no. 6, 061102 (2016).
 - [4] C. Patrignani *et al.* [Particle Data Group], Chin. Phys. C **40**, no. 10, 100001 (2016).
doi:10.1088/1674-1137/40/10/100001
 - [5] A. D. Sakharov, Pisma Zh. Eksp. Teor. Fiz. **5**, 32 (1967).
 - [6] M. Dine and A. Kusenko, Rev. Mod. Phys. **76**, 1 (2003) doi:10.1103/RevModPhys.76.1 [hep-ph/0303065].
 - [7] V. A. Kuzmin, V. A. Rubakov and M. E. Shaposhnikov, Phys. Lett. B **155**, 36 (1985).
 - [8] M. Trodden, Rev. Mod. Phys. **71**, 1463 (1999) doi:10.1103/RevModPhys.71.1463 [hep-ph/9803479].
 - [9] D. E. Morrissey and M. J. Ramsey-Musolf, New J. Phys. **14**, 125003 (2012) doi:10.1088/1367-2630/14/12/125003 [arXiv:1206.2942 [hep-ph]].
 - [10] D. J. H. Chung, A. J. Long and L. T. Wang, Phys. Rev. D **87**, no. 2, 023509 (2013) doi:10.1103/PhysRevD.87.023509 [arXiv:1209.1819 [hep-ph]].
 - [11] I. Baldes, T. Konstandin and G. Servant, arXiv:1604.04526 [hep-ph].
 - [12] I. Baldes, T. Konstandin and G. Servant, JHEP **1612**, 073 (2016) doi:10.1007/JHEP12(2016)073 [arXiv:1608.03254 [hep-ph]].
 - [13] S. Bruggisser, T. Konstandin and G. Servant, JCAP **1711**, no. 11, 034 (2017) doi:10.1088/1475-7516/2017/11/034 [arXiv:1706.08534 [hep-ph]].
 - [14] S. Bruggisser, B. Von Harling, O. Matsedonskyi and G. Servant, arXiv:1803.08546 [hep-ph].
 - [15] CEPC-SPPC Study Group, IHEP-CEPC-DR-2015-01, IHEP-TH-2015-01, IHEP-EP-2015-01.
 - [16] M. Bicer *et al.* [TLEP Design Study Working Group], JHEP **1401**, 164 (2014) doi:10.1007/JHEP01(2014)164 [arXiv:1308.6176 [hep-ex]].

- [17] D. d’Enterria, arXiv:1602.05043 [hep-ex].
- [18] N. Arkani-Hamed, T. Han, M. Mangano and L. T. Wang, Phys. Rept. **652**, 1 (2016) doi:10.1016/j.physrep.2016.07.004 [arXiv:1511.06495 [hep-ph]].
- [19] D. Curtin, P. Meade and C. T. Yu, JHEP **1411**, 127 (2014) doi:10.1007/JHEP11(2014)127 [arXiv:1409.0005 [hep-ph]].
- [20] P. A. Seoane *et al.* [eLISA Collaboration], arXiv:1305.5720 [astro-ph.CO].
- [21] S. Kawamura *et al.*, Class. Quant. Grav. **28**, 094011 (2011).
- [22] H. Kudoh, A. Taruya, T. Hiramatsu and Y. Himemoto, Phys. Rev. D **73**, 064006 (2006) doi:10.1103/PhysRevD.73.064006 [gr-qc/0511145].
- [23] V. Corbin and N. J. Cornish, Class. Quant. Grav. **23**, 2435 (2006).
- [24] E. Witten, Phys. Rev. D **30**, 272 (1984).
- [25] C. J. Hogan, Phys. Lett. B **133**, 172 (1983);
- [26] M. S. Turner and F. Wilczek, Phys. Rev. Lett. **65**, 3080 (1990).
- [27] M. Kamionkowski, A. Kosowsky and M. S. Turner, Phys. Rev. D **49**, 2837 (1994).
- [28] S. J. Huber and T. Konstandin, JCAP **0809**, 022 (2008).
- [29] C. Caprini, R. Durrer and G. Servant, JCAP **0912**, 024 (2009).
- [30] J. R. Espinosa, T. Konstandin, J. M. No and G. Servant, JCAP **1006**, 028 (2010).
- [31] J. M. No, Phys. Rev. D **84**, 124025 (2011).
- [32] M. Hindmarsh, S. J. Huber, K. Rummukainen and D. J. Weir, Phys. Rev. Lett. **112**, 041301 (2014).
- [33] M. Hindmarsh, S. J. Huber, K. Rummukainen and D. J. Weir, arXiv:1504.03291 [astro-ph.CO].
- [34] C. Caprini *et al.*, arXiv:1512.06239 [astro-ph.CO].
- [35] J. R. Espinosa, B. Gripaios, T. Konstandin and F. Riva, JCAP **1201**, 012 (2012) doi:10.1088/1475-7516/2012/01/012 [arXiv:1110.2876 [hep-ph]].
- [36] J. M. Cline and K. Kainulainen, JCAP **1301**, 012 (2013) doi:10.1088/1475-7516/2013/01/012 [arXiv:1210.4196 [hep-ph]].
- [37] F. P. Huang and C. S. Li, Phys. Rev. D **92**, no. 7, 075014 (2015) doi:10.1103/PhysRevD.92.075014 [arXiv:1507.08168 [hep-ph]].
- [38] V. Barger, D. J. H. Chung, A. J. Long and L. T. Wang, Phys. Lett. B **710**, 1 (2012) doi:10.1016/j.physletb.2012.02.040 [arXiv:1112.5460 [hep-ph]].
- [39] P. Huang, A. J. Long and L. T. Wang, Phys. Rev. D **94**, no. 7, 075008 (2016)

- doi:10.1103/PhysRevD.94.075008 [arXiv:1608.06619 [hep-ph]].
- [40] K. Hashino, M. Kakizaki, S. Kanemura, P. Ko and T. Matsui, Phys. Lett. B **766**, 49 (2017) doi:10.1016/j.physletb.2016.12.052 [arXiv:1609.00297 [hep-ph]].
 - [41] V. Vaskonen, Phys. Rev. D **95**, no. 12, 123515 (2017) doi:10.1103/PhysRevD.95.123515 [arXiv:1611.02073 [hep-ph]].
 - [42] A. Beniwal, M. Lewicki, J. D. Wells, M. White and A. G. Williams, JHEP **1708**, 108 (2017) doi:10.1007/JHEP08(2017)108 [arXiv:1702.06124 [hep-ph]].
 - [43] J. M. Cline, K. Kainulainen and D. Tucker-Smith, Phys. Rev. D **95**, no. 11, 115006 (2017) doi:10.1103/PhysRevD.95.115006 [arXiv:1702.08909 [hep-ph]].
 - [44] G. Kurup and M. Perelstein, Phys. Rev. D **96**, no. 1, 015036 (2017) doi:10.1103/PhysRevD.96.015036 [arXiv:1704.03381 [hep-ph]].
 - [45] W. Chao, arXiv:1706.01041 [hep-ph].
 - [46] M. J. Baker, M. Breitbach, J. Kopp and L. Mitnacht, JHEP **1803**, 114 (2018) doi:10.1007/JHEP03(2018)114 [arXiv:1712.03962 [hep-ph]].
 - [47] S. V. Demidov, D. S. Gorbunov and D. V. Kirpichnikov, Phys. Lett. B **779**, 191 (2018) doi:10.1016/j.physletb.2018.02.007 [arXiv:1712.00087 [hep-ph]].
 - [48] Y. Wan, B. Imtiaz and Y. F. Cai, arXiv:1804.05835 [hep-ph].
 - [49] J. M. Cline, Phil. Trans. Roy. Soc. Lond. A (2017) doi:10.1098/rsta.2017.0116 [arXiv:1704.08911 [hep-ph]].
 - [50] B. Gripaios, A. Pomarol, F. Riva and J. Serra, JHEP **0904**, 070 (2009) doi:10.1088/1126-6708/2009/04/070 [arXiv:0902.1483 [hep-ph]].
 - [51] M. Chala, G. Durieux, C. Grojean, L. de Lima and O. Matsedonskyi, JHEP **1706**, 088 (2017) doi:10.1007/JHEP06(2017)088 [arXiv:1703.10624 [hep-ph]].
 - [52] L. Dolan and R. Jackiw, Phys. Rev. D **9**, 3320 (1974).
 - [53] M. E. Carrington, Phys. Rev. D **45**, 2933 (1992). doi:10.1103/PhysRevD.45.2933
 - [54] M. Quiros, hep-ph/9901312.
 - [55] D. Buttazzo, G. Degrossi, P. P. Giardino, G. F. Giudice, F. Sala, A. Salvio and A. Strumia, JHEP **1312**, 089 (2013) doi:10.1007/JHEP12(2013)089 [arXiv:1307.3536 [hep-ph]].
 - [56] C. Grojean and G. Servant, Phys. Rev. D **75**, 043507 (2007).
 - [57] J. M. Cline, G. D. Moore and G. Servant, Phys. Rev. D **60**, 105035 (1999) doi:10.1103/PhysRevD.60.105035 [hep-ph/9902220].

- [58] S. Profumo, L. Ubaldi and C. Wainwright, Phys. Rev. D **82**, 123514 (2010) doi:10.1103/PhysRevD.82.123514 [arXiv:1009.5377 [hep-ph]].
- [59] C. L. Wainwright, Comput. Phys. Commun. **183**, 2006 (2012) doi:10.1016/j.cpc.2012.04.004 [arXiv:1109.4189 [hep-ph]].
- [60] L. Fromme and S. J. Huber, JHEP **0703**, 049 (2007) doi:10.1088/1126-6708/2007/03/049 [hep-ph/0604159].
- [61] J. M. Cline, K. Kainulainen and M. Trott, JHEP **1111**, 089 (2011) doi:10.1007/JHEP11(2011)089 [arXiv:1107.3559 [hep-ph]].
- [62] O. Cheyette, Nucl. Phys. B **297**, 183 (1988).
- [63] B. Henning, X. Lu and H. Murayama, JHEP **1601**, 023 (2016) [arXiv:1412.1837 [hep-ph]].
- [64] M. K. Gaillard, Nucl. Phys. B **268**, 669 (1986).
- [65] J. Baron *et al.* [ACME Collaboration], Science **343**, 269 (2014) doi:10.1126/science.1248213 [arXiv:1310.7534 [physics.atom-ph]].
- [66] R. Harnik, J. Kopp and J. Zupan, JHEP **1303**, 026 (2013) doi:10.1007/JHEP03(2013)026 [arXiv:1209.1397 [hep-ph]].
- [67] V. Keus, N. Koivunen and K. Tuominen, arXiv:1712.09613 [hep-ph].
- [68] J. Brod, U. Haisch and J. Zupan, JHEP **1311**, 180 (2013) doi:10.1007/JHEP11(2013)180 [arXiv:1310.1385 [hep-ph]].
- [69] C. A. Baker *et al.*, Phys. Rev. Lett. **97**, 131801 (2006) doi:10.1103/PhysRevLett.97.131801 [hep-ex/0602020].
- [70] W. C. Griffith, M. D. Swallows, T. H. Loftus, M. V. Romalis, B. R. Heckel and E. N. Fortson, Phys. Rev. Lett. **102**, 101601 (2009). doi:10.1103/PhysRevLett.102.101601
- [71] J. M. Pendlebury *et al.*, Phys. Rev. D **92**, no. 9, 092003 (2015) doi:10.1103/PhysRevD.92.092003 [arXiv:1509.04411 [hep-ex]].
- [72] V. Cirigliano, W. Dekens, J. de Vries and E. Mereghetti, Phys. Rev. D **94**, no. 3, 034031 (2016) doi:10.1103/PhysRevD.94.034031 [arXiv:1605.04311 [hep-ph]].
- [73] K. Kumar, Z. T. Lu and M. J. Ramsey-Musolf, arXiv:1312.5416 [hep-ph].
- [74] R. Contino, M. Ghezzi, C. Grojean, M. Muhlleitner and M. Spira, Comput. Phys. Commun. **185**, 3412 (2014) [arXiv:1403.3381 [hep-ph]].
- [75] R. Contino, M. Ghezzi, C. Grojean, M. Muhlleitner and M. Spira, JHEP **1307**, 035 (2013) [arXiv:1303.3876 [hep-ph]].

- [76] A. Djouadi, J. Kalinowski and M. Spira, *Comput. Phys. Commun.* **108**, 56 (1998) [hep-ph/9704448].
- [77] J. M. Butterworth *et al.*, arXiv:1003.1643 [hep-ph].
- [78] P. Bechtle, O. Brein, S. Heinemeyer, G. Weiglein and K. E. Williams, *Comput. Phys. Commun.* **181**, 138 (2010) [arXiv:0811.4169 [hep-ph]].
- [79] P. Bechtle, O. Brein, S. Heinemeyer, G. Weiglein and K. E. Williams, *Comput. Phys. Commun.* **182**, 2605 (2011) [arXiv:1102.1898 [hep-ph]].
- [80] P. Bechtle, O. Brein, S. Heinemeyer, O. Stal, T. Stefaniak, G. Weiglein and K. Williams, *PoS CHARGED* **2012**, 024 (2012) [arXiv:1301.2345 [hep-ph]].
- [81] P. Bechtle, O. Brein, S. Heinemeyer, O. Stal, T. Stefaniak, G. Weiglein and K. E. Williams, *Eur. Phys. J. C* **74**, no. 3, 2693 (2014) [arXiv:1311.0055 [hep-ph]].
- [82] P. Bechtle, S. Heinemeyer, O. Stal, T. Stefaniak and G. Weiglein, *Eur. Phys. J. C* **74**, no. 2, 2711 (2014) doi:10.1140/epjc/s10052-013-2711-4 [arXiv:1305.1933 [hep-ph]].
- [83] G. Aad *et al.* [ATLAS and CMS Collaborations], *JHEP* **1608**, 045 (2016) [arXiv:1606.02266 [hep-ex]].
- [84] A. M. Sirunyan *et al.* [CMS Collaboration], *JHEP* **1711**, 047 (2017) [arXiv:1706.09936 [hep-ex]].
- [85] M. Aaboud *et al.* [ATLAS Collaboration], arXiv:1802.04146 [hep-ex].
- [86] CMS Collaboration [CMS Collaboration], CMS-PAS-HIG-14-037.
- [87] CMS Collaboration [CMS Collaboration], CMS-PAS-HIG-16-033.
- [88] A. M. Sirunyan *et al.* [CMS Collaboration], *JHEP* **1801**, 097 (2018) doi:10.1007/JHEP01(2018)097 [arXiv:1710.00159 [hep-ex]].
- [89] B. A. Kniehl and M. Spira, *Z. Phys. C* **69**, 77 (1995) [hep-ph/9505225].
- [90] D. Goncalves, T. Han and S. Mukhopadhyay, *Phys. Rev. Lett.* **120**, no. 11, 111801 (2018) doi:10.1103/PhysRevLett.120.111801 [arXiv:1710.02149 [hep-ph]].
- [91] Z. Chen, Y. Yang, M. Ruan, D. Wang, G. Li, S. Jin and Y. Ban, *Chin. Phys. C* **41**, no. 2, 023003 (2017) doi:10.1088/1674-1137/41/2/023003 [arXiv:1601.05352 [hep-ex]].
- [92] X. Mo, G. Li, M. Q. Ruan and X. C. Lou, *Chin. Phys. C* **40**, no. 3, 033001 (2016) doi:10.1088/1674-1137/40/3/033001 [arXiv:1505.01008 [hep-ex]].
- [93] R. Jinno and M. Takimoto, *Phys. Rev. D* **95**, no. 2, 024009 (2017) doi:10.1103/PhysRevD.95.024009 [arXiv:1605.01403 [astro-ph.CO]].

- [94] Q. H. Cao, F. P. Huang, K. P. Xie and X. Zhang, Chin. Phys. C **42**, no. 2, 023103 (2018)
doi:10.1088/1674-1137/42/2/023103 [arXiv:1708.04737 [hep-ph]].
- [95] P. Binetrui, A. Bohe, C. Caprini and J. F. Dufaux, JCAP **1206**, 027 (2012).
- [96] F. P. Huang, Y. Wan, D. G. Wang, Y. F. Cai and X. Zhang, Phys. Rev. D **94**, no. 4, 041702 (2016) doi:10.1103/PhysRevD.94.041702 [arXiv:1601.01640 [hep-ph]].
- [97] F. P. Huang, P. H. Gu, P. F. Yin, Z. H. Yu and X. Zhang, Phys. Rev. D **93**, no. 10, 103515 (2016) doi:10.1103/PhysRevD.93.103515 [arXiv:1511.03969 [hep-ph]].
- [98] F. P. Huang and J. H. Yu, arXiv:1704.04201 [hep-ph].
- [99] F. P. Huang and C. S. Li, Phys. Rev. D **96**, no. 9, 095028 (2017)
doi:10.1103/PhysRevD.96.095028 [arXiv:1709.09691 [hep-ph]].