

Hilbert metric, beyond convexity

E. Falbel, A. Guilloux, P. Will

Abstract

The Hilbert metric on convex subsets of \mathbb{R}^n has proven a rich notion and has been extensively studied. We propose here a generalization of this metric to subset of complex projective spaces and give examples of applications to diverse fields. Basic examples include the classical Hilbert metric which coincides with the hyperbolic metric on real hyperbolic spaces as well as the complex hyperbolic metric on complex hyperbolic spaces.

1 Introduction

The Hilbert metric on convex subsets of \mathbb{R}^n is a well-known and well-studied object. We refer the reader to [16] for a comprehensive introduction to the metric aspects. A major domain of applications is the field of divisible convex, where the invariance of the metric under projective transformations of the convex is leveraged. Such a study originates in large part from the series of works of Benoist beginning with [2]. We refer to the survey [3] for a more precise description of these works.

We propose in this paper a generalization of the notion of Hilbert metric to settings without convexity. The main idea to overcome the lack of convexity is to make use of the duality between projective spaces and dual projective spaces. A first attempt to give such a generalization has been done by the second author in [13]. Whereas the focus of the cited paper was projective spaces over local fields, we mainly work here in real and complex projective spaces.

We define in Section 2 a notion of generalized Hilbert metric on a set Ω in $\mathbb{P}(\mathbb{C}^{n+1})$ as long as Ω avoids a compact set of hyperplanes. For example, any open set in $\mathbb{C}\mathbb{P}^1$ inherits such a metric. The metric does not, in general, separate points but we are able to determine the conditions under which it does (Theorem 2.10). For example, any open subset of $\mathbb{C}\mathbb{P}^1$ whose complement does not lie in a circle inherits an actual metric. We then move on to a description of the associated infinitesimal Finsler metric (Theorem 2.13). An example of such a generalized Hilbert metric is the usual hyperbolic metric on complex hyperbolic space, just as the hyperbolic metric on the real hyperbolic space is known to be an example of Hilbert metric. Note that our metric is naturally invariant under projective transformations of Ω . A more general problem is to compare the Bergman metric to ours for bounded domains in \mathbb{C}^n (see remark 2.18).

We then give three different directions of application to these definitions. We hope that the given definition will prove useful in a wealth of problems and try to

convince the reader so. The first direction (Section 3) is at the origin of this work: we explore the meaning of the definition for complex Kleinian hyperbolic groups, i.e. discrete subgroups of $\mathrm{PU}(n, 1)$. We are able to reinterpret in a geometric way our definition and prove that it defines a natural metric on uniformized spherical CR manifolds.

The second direction (Section 4) deals with a very simple example, akin to the polygon case of the Hilbert metric (see [11]): the n -punctured projective line, where the punctures do not lie in a single circle. We prove that our metric is quasi-isometric - but not isometric - to the hyperbolic metric on the n -punctured sphere.

Eventually, we look in Section 5 at an example that may seem strange at first glance: any open subset of the real projective line, even if not connected, inherits a metric. We focus on complements of self-similar compact sets (such as limit sets of Fuchsian groups or self-similar Cantor sets) and are able to prove a generalization of a formula due to Basmajian in the setting of hyperbolic surfaces.

We thank Gilles Courtois and Pascal Dingoyan for several useful discussions. The third author would like to thank Hugo Parlier for an enlightening discussion. Many discussions around this project occurred at the UMPA, and we thank that institution for its kind hospitality.

2 The metric

We define here a metric on subsets of projective spaces avoiding a compact set of hyperplanes, under a non degeneracy hypothesis. The idea is to redefine the usual Hilbert metric in a more suitable way to a generalization to projective spaces on other fields than \mathbb{R} . A first attempt, with mainly the p -adic fields in mind, has been done in [13]. We are interested in this paper in the complex case, so we will always assume that we are working in complex projective spaces. Note that the real case follows, by including the real projective spaces in its complexification.

We will regularly switch between elements in projective spaces and lifts in the vector spaces. In order to be able to do it without cumbersome definitions and notations, we fix a convention throughout this paper: points in projective spaces will be denoted by symbols like $\omega, \varphi, m, p\dots$ and any lift will be denoted by the bold corresponding symbol $\boldsymbol{\omega}, \boldsymbol{\varphi}, \boldsymbol{m}, \boldsymbol{p}\dots$

2.1 Setting and first examples

We fix throughout the following section an integer $n \geq 1$. We denote by \mathbb{P} the n -dimensional projective space $\mathbb{P}(\mathbb{C}^{n+1})$ and by \mathbb{P}' its dual $\mathbb{P}((\mathbb{C}^{n+1})^\vee)$. We consider two non-empty subsets $\Omega \subset \mathbb{P}$ and $\Lambda \subset \mathbb{P}'$ such that

$$\forall \omega \in \Omega, \forall \varphi \in \Lambda \quad \varphi(\omega) \neq 0. \tag{1}$$

Geometrically, each point in \mathbb{P}' represents a hyperplane in \mathbb{P} , and condition (1) means that Ω is disjoint from all hyperplanes defined by points in Λ . The following definition gives a name to such pairs.

Definition 2.1. A pair (Ω, Λ) , where Ω is open in \mathbb{P} , Λ closed in \mathbb{P}' and condition 1 holds, is called *admissible*.

Moreover, we say that Ω is *saturated* if it is the set of points on which forms of Λ do not vanish.

We will define a weak metric on the set Ω of admissible pairs. Here are the examples of typical situations we are thinking of. As hinted by the notation, such examples often come with considering Λ to be a limit set in \mathbb{P}' for the action of a subgroup $\Gamma \subset \mathrm{PGL}(n+1, \mathbb{C})$ and Ω to be the set of points on which elements of Λ do not vanish.

1. If Ω is a bounded domain of $\mathbb{C}^n \subset \mathbb{P}$, we can take Λ to be the set of complex lines that do not meet Ω . The pseudo-metric we will define on these examples may not be complete or even separate points. But in the case of the unit ball, we recover the Bergman metric (see Remark 2.17).
2. Let Γ be a quasi-Fuchsian subgroup of $\mathrm{PGL}(2, \mathbb{C})$, with limit set $\Lambda_\Gamma \subset \mathbb{CP}^1$. Note that for $n = 1$, then $\mathbb{CP}^1 = \mathbb{P}$ is naturally identified to its dual \mathbb{P}' : the isomorphism sends a point in \mathbb{CP}^1 to its orthogonal i.e. the class of forms vanishing at this point. So Λ_Γ is seen as a subset, our Λ , of \mathbb{P}' . We thus set $\Omega = \Omega_\Gamma$, the complement in \mathbb{CP}^1 of Λ_Γ . In this case, the pair Ω, Λ satisfies (1), it is an admissible pair and Ω is saturated.
3. One may consider a discrete subgroup Γ of $\mathrm{PU}(n, 1)$ and suppose that its limit set Λ_Γ in the sphere \mathbb{S}^{2n-1} at infinity of complex hyperbolic space $\mathbb{H}_\mathbb{C}^n$ is not the whole sphere. For each point $p \in \mathbb{S}^{2n-1}$, there exists a unique projective complex hyperplane tangent to \mathbb{S}^{2n-1} at p , which we denote by L_p . To each point in Λ_Γ we associate the (class of) linear form φ_p defined by $\mathbb{P}(\ker(\varphi_p)) = L_p$. Note that φ_p is actually just the class of the bracket $\langle \cdot, \mathbf{p} \rangle$, where \mathbf{p} is a lift of p to \mathbb{C}^{n+1} , and $\langle \cdot, \cdot \rangle$ is the ambient Hermitian form of signature $(n, 1)$. We then define

$$\Lambda = \{\varphi_p, p \in \Lambda_\Gamma\}, \text{ and } \Omega = \bigcap_{p \in \Lambda_\Gamma} L_p^c,$$

where L_p^c denotes the complement. These two sets satisfy (1). We will go into more details in Section 3. We will see that this Ω is the complement of the Kulkarni limit set and interpret our metric in a geometric manner.

4. If Ω is an open proper convex set in $\mathbb{R}^n \subset \mathbb{P}(\mathbb{R}^{n+1})$, then one take for Λ the set of forms that do not vanish on Ω . In standard terminology used for convex sets in affine real space, Λ is the closure of the dual convex to Ω . In this case, we have the usual notion of Hilbert metric [11, 16] with a huge literature studying various properties of this metric. This example is our benchmark: everything we define in a more general setting has to specialize to the usual Hilbert metric for these pairs (Ω, Λ) .

2.2 The cross-ratio

Our main source of inspiration is the Hilbert metric, whose definition relies on the notion of cross-ratio of four points on a projective line. We fix in this section the convention on cross-ratios and define a natural notion of cross-ratio between two forms and two points and gather some well-known properties.

We take as a definition of the cross-ratio of four distinct points in $\mathbb{C}\mathbb{P}^1$ with coordinates (a, b, c, d) the element $t = [a, b, c, d]$ such that there is an element of $\text{PGL}(2, \mathbb{C})$ sending the 4-tuples (a, b, c, d) to $(\infty, 0, 1, t)$. In any affine chart, it is given by:

$$[a, b, c, d] = \frac{(d-b)(c-a)}{(d-a)(c-b)}. \quad (2)$$

We now define the cross-ratio $[\varphi, \varphi', \omega, \omega']$ for φ and φ' in \mathbb{P}' and ω, ω' in \mathbb{P} . For any two $\omega \neq \omega'$ in \mathbb{P} , we denote by $(\omega\omega')$ the (complex) projective line they span.

Definition 2.2. 1. For any $\varphi \in \Lambda$ and any pair (ω, ω') of distinct points in Ω , let $\varphi_{\omega, \omega'}$ be the point $\ker(\varphi) \cap (\omega, \omega')$ in (ω, ω') .

2. We call *cross-ratio of* $(\varphi, \varphi', \omega, \omega')$ the cross-ratio

$$[\varphi, \varphi', \omega, \omega'] := [\varphi_{\omega, \omega'}, \varphi'_{\omega, \omega'}, \omega, \omega'] \quad (3)$$

Note that the four points involved in (3) lie in a common complex line by definition. The cross-ratio of $(\varphi, \varphi', \omega, \omega')$ can be computed simply with lifts $(\varphi, \varphi', \omega, \omega')$ as follows (compare with [13, Lemma 3.1]).

Lemma 2.3. *Let $(\varphi, \varphi', \omega, \omega') \in \Lambda^2 \times \Omega^2$. The cross-ratio $[\varphi, \varphi', \omega, \omega']$ satisfies*

$$[\varphi, \varphi', \omega, \omega'] = \frac{\varphi(\omega)\varphi'(\omega')}{\varphi(\omega')\varphi'(\omega)} \quad (4)$$

Proof. The proof is classical and elementary. It is summarized by Figure 1. We include it for completeness.

If $\varphi = \varphi'$ the identity is obvious. If $\varphi \neq \varphi'$, choose a basis $(e_k)_{1 \leq k \leq n+1}$ of \mathbb{C}^{n+1} and lifts such that $\varphi, \varphi', \varphi_{\omega, \omega'}$ and $\varphi'_{\omega, \omega'}$ are as follows:

$$\varphi = e_1^\vee, \varphi' = e_2^\vee, \varphi_{\omega, \omega'} = e_2 + \mathbf{w}, \varphi'_{\omega, \omega'} = e_1 + \mathbf{w}',$$

where \mathbf{w} and \mathbf{w}' are vectors in $\text{Span}(e_3 \cdots e_{n+1})$. Then ω and ω' have the form

$$\omega = \lambda\varphi_{\omega, \omega'} + \lambda'\varphi'_{\omega, \omega'} \text{ and } \omega' = \mu\varphi_{\omega, \omega'} + \mu'\varphi'_{\omega, \omega'}.$$

Computing the right hand side of (4), we obtain

$$\frac{\varphi(\omega)\varphi'(\omega')}{\varphi(\omega')\varphi'(\omega)} = \frac{\mu\lambda'}{\lambda\mu'} = [\varphi_{\omega, \omega'}, \varphi'_{\omega, \omega'}, \omega, \omega'],$$

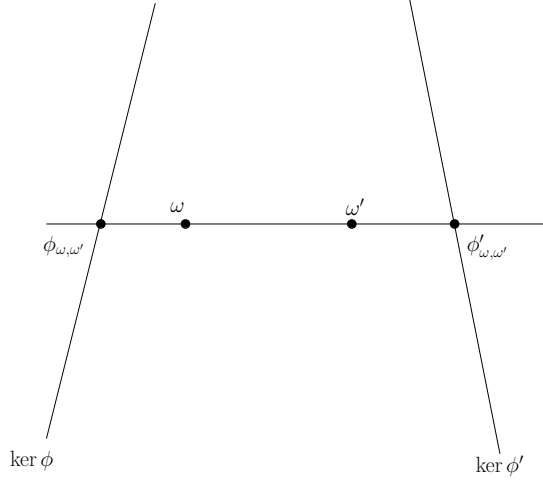


Figure 1: The cross-ratio $[\varphi, \varphi', \omega, \omega']$

where the second equality is obtained using (2) by noting that with the chosen coordinates, the four points $\varphi_{\omega, \omega'}$, $\varphi'_{\omega, \omega'}$, ω and ω' are given by

$$\varphi_{\omega, \omega'} \sim 0, \varphi'_{\omega, \omega'} \sim \infty, \omega \sim \frac{\lambda}{\lambda'} \text{ and } \omega' \sim \frac{\mu}{\mu'}.$$

□

The following identities follow by a direct verification.

Proposition 2.4. *Let $\omega, \omega', \omega''$ be three points in Ω , and $\varphi, \varphi', \varphi''$ be three points in Λ . Then*

1. $[\varphi, \varphi', \omega, \omega'] = [\varphi', \varphi, \omega', \omega]$
2. $[\varphi, \varphi', \omega, \omega'] = [\varphi, \varphi', \omega, \omega''] [\varphi', \varphi'', \omega'', \omega']$
3. $[\varphi, \varphi', \omega, \omega'] = [\varphi, \varphi'', \omega, \omega'] [\varphi'', \varphi', \omega, \omega']$

The last two equalities are known as *cocycle relation* for the cross-ratio. With these properties at hand, we may proceed to the definition of our metric.

2.3 A generalized Hilbert pseudo-metric

From now on, we assume that the set Λ is compact. Our Hilbert metric is defined by the following:

Definition 2.5. Let d_Λ be the function defined $\Omega \times \Omega$ by

$$d_\Lambda(\omega, \omega') = \ln (\max \{ |[\varphi, \varphi', \omega, \omega']| \text{ for } \varphi, \varphi' \text{ in } \Lambda \}) \quad (5)$$

As noted in [13, Section 3.2], in the case of open proper convex subset of $\mathbb{P}(\mathbb{R}^{n+1})$, we recover the usual Hilbert metric up to a factor $\frac{1}{2}$. This formula is reminiscent of a metric associated to a Funk metric [15]. We will take advantage of this remark later on, by separating the contributions of φ and φ' .

In our more general setting, d_Λ is not quite a metric but almost:

Proposition 2.6. *The function d_Λ is a pseudo-metric: it is non-negative, symmetric and satisfies to the triangle inequality.*

In the terms of [17], d_Λ is a symmetric weak metric.

Proof. Note that exchanging φ and φ' in $[[\varphi, \varphi', \omega, \omega']]$ transforms it into its inverse. This implies in particular that d_Λ is non-negative. The other two properties follow directly from the first two items of Proposition 2.4 \square

In general this metric does not separate points. Indeed, if Λ consists of a single point, then every cross-ratio is 1 and d_Λ is trivial. A more interesting example is the case of $\Lambda = \{0, \infty\} \subset \mathbb{C}\mathbb{P}^1$ and $\Omega = \mathbb{C} \setminus \{0\}$. Then, it is easy to compute that, for two non zero complex numbers z and z' , we have:

$$d_{\{0, \infty\}}(z, z') = |\ln |z| - \ln |z'| |.$$

Thus, points of same modulus are at distance 0. We will focus our attention to punctured spheres in section 4.

Before exploring the conditions for d_Λ to be an actual metric, let us point out two consequences of the mere definition of this function. First, we remark that d_Λ is invariant under projective transformations:

Proposition 2.7. *Let (Ω, Λ) be an admissible pair. For any $g \in \text{PGL}(n+1, \mathbb{C})$, the pair $(g \cdot \Omega, g \cdot \Lambda)$ is admissible, and the action of g is an isometry between (Ω, d_Λ) and $(g \cdot \Omega, d_{g \cdot \Lambda})$*

Proof. Indeed, the cross-ratio defined in Definition 2.2 is invariant under projective transformation. \square

As a consequence, when Λ is a limit set for a group Γ and Ω its complement, as in the first examples described, d_Λ is Γ -invariant.

The second fact we want to point out states the pseudo-convexity of Ω .

Proposition 2.8. *Let (Ω, Λ) be an admissible pair, with Ω saturated.*

Then Ω is pseudo-convex and for any $\omega_0 \in \Omega$, the function $\omega \rightarrow d_\Lambda(\omega_0, \omega)$ is a subharmonic exhaustion.

Proof. Fix a point ω_0 in Ω , and consider the function $F(\omega) = d_\Lambda(\omega_0, \omega)$. This function is defined as the max on a compact set of functions $\ln(|[\varphi, \varphi', \omega_0, \omega]|)$. The cross-ratios are holomorphic functions of $\omega \in \Omega$. Hence the function F is subharmonic. Moreover, if ω escapes any compact in Ω , then there are forms φ in Λ such that $\varphi(\omega) \rightarrow 0$. Then, fix a form $\varphi_0 \in \Lambda$: the cross-ratio $[\varphi, \varphi_0, \omega_0, \omega]$ goes to ∞ hence $F(\omega) \rightarrow +\infty$. Conclusion: F is a subharmonic exhaustion of Ω . \square

2.4 Separation condition

We now explore when two points ω and ω' are separated by the metric d_Λ , meaning that $d_\Lambda(\omega, \omega') > 0$. Once ω and ω' are fixed, the cross-ratios $[\varphi, \varphi', \omega, \omega']$ are determined by the points $\varphi_{\omega, \omega'}$ as in Definition 2.2. Let us define a notation for the set of these points:

Definition 2.9. The set $\Lambda_{\omega, \omega'}$ of points $\varphi_{\omega, \omega'}$ for $\varphi \in \Lambda$ is called the *projection* of Λ on the line (ω, ω') .

As stated in the following proposition, d_Λ separates ω and ω' as soon as its projection in the complex line (ω, ω') is not included in a real line with ω and ω' complex conjugate w.r.t. this line.

Theorem 2.10. *Let ω, ω' be two distinct points in Ω . The following three conditions are equivalent.*

1. d_Λ does not separate ω and ω' .
2. For all pairs (φ, φ') in $\Lambda \times \Lambda$, $\|[\varphi, \varphi', \omega, \omega']\| = 1$.
3. There exists an anti-holomorphic involution of the complex line (ω, ω') which exchange ω and ω' , and fixes pointwise the projection $\Lambda_{\omega, \omega'}$.

Moreover, if d_Λ separates each pair of distinct points, then d_Λ is a metric.

For an admissible pair (Ω, Λ) , if d_Λ is a metric, we will say that Λ is *separating*.

Proof. The first two items of the equivalence are clearly equivalent. Choosing a coordinate on the line (ω, ω') such that $\omega = 0$ and $\omega' = \infty$, we see that the condition $\|[\varphi, \varphi', \omega, \omega']\| = 1$ is equivalent to the fact that the two points $\varphi_{\omega, \omega'}$ and $\varphi'_{\omega, \omega'}$ lie on a same circle centered at 0. So if every cross-ratio has modulus one, the whole projection $\Lambda_{\omega, \omega'}$ is included in this circle. We may assume, up to a change of coordinate, that this circle is the unit circle. The reflection $z \rightarrow \frac{1}{\bar{z}}$ about this circle is an anti-holomorphic involution which fixes pointwise $\Lambda_{\omega, \omega'}$, and exchanges $\omega = 0$ and $\omega' = \infty$.

Conversely, suppose that an anti-holomorphic involution σ fixes the projection $\Lambda_{\omega, \omega'}$ and $\sigma(\omega) = \omega'$. Then, up to a change of coordinates, σ is the complex conjugation, $\Lambda_{\omega, \omega'}$ is included in the real line $\mathbb{R}\mathbb{P}^1$ and $\omega' = \bar{\omega}$. Then, every cross-ratio has modulus one:

$$[\varphi_{\omega, \omega'}, \varphi'_{\omega, \omega'}, \omega, \omega'] = \frac{(\varphi_{\omega, \omega'} - \omega)(\varphi'_{\omega, \omega'} - \omega')}{\varphi_{\omega, \omega'} - \omega'(\varphi'_{\omega, \omega'} - \omega)} = \frac{\overline{(\varphi_{\omega, \omega'} - \omega')(\varphi'_{\omega, \omega'} - \omega)}}{(\varphi_{\omega, \omega'} - \omega')(\varphi'_{\omega, \omega'} - \omega)}$$

This proves the equivalence. The last sentence is straightforward: the separation was the only property lacking to d_Λ to be a metric. \square

Remark 2.11. We shall give examples where this condition holds. In fact, it is not as hard to check as it may seem. Indeed, the equivalence implies that if Λ fails to separate two points, then it is included in a \mathbb{R} -Zariski closed subset of \mathbb{P}^1 . Indeed, in

this case, the equation $\|[\varphi, \varphi', \omega, \omega']\| = 1$ should be valid for every φ for any fixed φ' . The intersection of all solutions for varying φ' is a \mathbb{R} -Zariski closed subset of \mathbb{P}' .

In $\mathbb{C}\mathbb{P}^1$, any subset Λ which is not included in a circle defines an actual metric on its complement Ω . So this metric on a 3-punctured sphere is never separating. Still, we may often decide whether Λ separates or not, even in higher dimensions, and especially in the case of limit sets. In Section 3.2, we will interpret this separation condition geometrically in the context of spherical CR structures. We will then give non trivial examples of separating sets Λ .

Remark 2.12. As we have already noted, if Ω is an open proper convex subset of $\mathbb{P}(\mathbb{R}^{n+1})$, then we take Λ to be the closure of its dual convex set. In this case, d_Λ is the usual Hilbert metric, up to a factor $\frac{1}{2}$. An intriguing remark is that we may take a smaller Λ , and define a metric on a disconnected set Ω . For example, in the plane, take $\Lambda = \{\varphi_1, \varphi_2, \varphi_3\}$ to be three forms (not in the same line). Then each component of the complement of the three lines in the projective plane is a triangle. On each triangle, d_Λ is the usual Hilbert metric (see [11] for a beautiful study of these), but then the distance between two points in different triangles is also defined. We will come back to this remark in section 5 in the seemingly trivial case of the real line $\mathbb{R}\mathbb{P}^1$.

2.5 An infinitesimal symmetric Finsler metric

We want to explore the infinitesimal behavior of the metric d_Λ . Once again, the real case is the source of inspiration, where it is known that the Hilbert metric is a Finsler geometry [19] and this Finsler geometry is an object of study. Beware that in this Hilbert geometry setting, the notion of Finsler metric is not as smooth as in other parts of the literature: a Finsler metric on Ω , for our purpose, is a continuous function on $T\Omega$ which is a norm in each tangent space $T_\omega\Omega$.

In our case the situation is a bit more intricate than in the real case. We show in this section that d_Λ does indeed define a Finsler metric, and are able to compute it. But, the presence of the max in the definition of d_Λ and the lack of regularity of our Λ in examples we consider interesting prevent any smoothness. Moreover, (Ω, d_Λ) is not in general a length space: the metric d_Λ is not the infimum length of a smooth path between two points. We will nonetheless be able to understand when the unit ball for the norms are strictly convex.

We begin by computing the infinitesimal behavior of d_Λ to define the Finsler metric. We have to parametrize a tangent space $T_\omega\Omega$. To do that, we choose a lift ω and identify $T_\omega\Omega$ with a subspace $T \in \mathbb{C}^{n+1}$ transverse to the line ω .

Theorem 2.13. *Let (Ω, Λ) be an admissible pair, with Λ separating. Then the metric d_Λ yields a symmetric Finsler metric $(\omega, v) \rightarrow \|v\|_{\Lambda, \omega}$ on $T\Omega$, which is given for $T_\omega\Omega$ and $v \in T$ by:*

$$\|v\|_{\Lambda, \omega} = \max_{\varphi, \varphi' \in \Lambda} \operatorname{Re} \left(\frac{\varphi'(v)}{\varphi'(\omega)} - \frac{\varphi(v)}{\varphi(\omega)} \right) \quad (6)$$

Note that this formula is actually independent of the choice of lifts φ, φ' . Moreover, multiplying the lift ω by some $r \in \mathbb{C}$ amounts to changing the parametrization of $T_\omega\Omega$ by T . Hence this formula is indeed defined on $T_\omega\Omega$. Another point worth noting is that formula actually separates the contribution of φ and φ' , as in the usual way to pass from a Funk metric to a Finsler metric [15].

Proof. Let ω be a point in Ω , with $\omega \in \mathbb{C}^{n+1}$ a lift. We identify $T_\omega\Omega$ with a hyperplane $T \subset \mathbb{C}^{n+1}$ transverse to the line generated by m . For $v \in T$ and $t > 0$, we will prove that the first order term in the Taylor expansion of $d_\Lambda(\omega, \omega + tv)$ as $t \rightarrow 0$ defines a norm on the tangent space at ω . Let us first fix φ and φ' two points in Λ and φ and φ' corresponding linear forms. We first expand the cross-ratio at first order:

$$\begin{aligned} [\varphi, \varphi', \omega, \omega + tv] &= \frac{\varphi(\omega)\varphi'(\omega + tv)}{\varphi'(\omega)\varphi(\omega + tv)} \\ &= \frac{1 + t\frac{\varphi'(v)}{\varphi'(\omega)}}{1 + t\frac{\varphi(v)}{\varphi(\omega)}} \\ &= 1 + t\left(\frac{\varphi'(v)}{\varphi'(\omega)} - \frac{\varphi(v)}{\varphi(\omega)}\right) + o(t) \end{aligned}$$

Since $\ln(|1 + tz|) = \frac{1}{2}\log(|1 + tz|^2) = \frac{1}{2}\log(1 + t(z + \bar{z}) + o(t)) = t\operatorname{Re}(z) + o(t)$, we may further compute:

$$\frac{d}{dt}\Big|_{t=0+} \ln(|[\varphi, \varphi', \omega, \omega + tv]|) = \operatorname{Re}\left(\frac{\varphi'(v)}{\varphi'(\omega)} - \frac{\varphi(v)}{\varphi(\omega)}\right).$$

The metric is given by $d_\Lambda(\omega, \omega + tv) = \max_{\varphi, \varphi' \in \Lambda} \ln(|[\varphi, \varphi', \omega, \omega + tv]|)$. Every function appearing in the max equals 0 for $t = 0$. Lemma 2.14 below tells us that we may swap the max and the derivative. This gives us the announced expression for $\|\cdot\|_\Lambda$:

$$\begin{aligned} \|v\|_{\Lambda, \omega} &= \frac{d}{dt}\Big|_{t=0+} d_\Lambda(\omega, \omega + tv) \\ &= \max_{\varphi, \varphi' \in \Lambda} \operatorname{Re}\left(\frac{\varphi'(v)}{\varphi'(\omega)} - \frac{\varphi(v)}{\varphi(\omega)}\right). \end{aligned}$$

Note that since we are taking the maximum over all pairs (φ, φ') , the quantity is positive: exchanging φ and φ' just changes the sign.

To prove that $\|\cdot\|_\Lambda$ defines a symmetric Finsler metric, we need to show that, in each tangent space, the sublevel set $B_\Lambda^\omega = \{v \in T_\omega\Omega, \|v\|_{\Lambda, \omega} \leq 1\}$ is compact, convex and symmetric. This sublevel set may be written as the intersection

$$\bigcap_{\varphi, \varphi' \in \Lambda} \left\{ \operatorname{Re}\left(\frac{\varphi'(v)}{\varphi'(\omega)} - \frac{\varphi(v)}{\varphi(\omega)}\right) \leq 1 \right\}. \quad (7)$$

We see from (7) that B_Λ^ω is convex as an intersection of half-spaces, and symmetric : if the max in (6) for a vector v is obtained for a pair (φ, φ') , then (φ', φ) realizes the max for $-v$.

The last point to verify is the compactness. Closedness follows from (7). For any $t > 0$, Λ separates the points ω and $\omega + tv$. Therefore, the module of the cross-ratio $[\varphi, \varphi', \omega, \omega + tv]$ is not identically 1 for any φ, φ' in Λ . This implies the existence of φ et φ' such that $\operatorname{Re}\left(\frac{\varphi'(v)}{\varphi'(\omega)} - \frac{\varphi(v)}{\varphi(\omega)}\right) \neq 0$. In other terms, for any v we have $\|v\|_{\Lambda, \omega} > 0$.

We conclude by contradiction: suppose B_Λ^ω is not bounded. We would have a sequence v_n of tangent vectors at ω such that $|v_n| \rightarrow \infty$ (where $|\cdot|$ is any norm on $T_\omega\Omega$), and

$$\forall (\varphi, \varphi') \in \Lambda \times \Lambda, \operatorname{Re}\left(\frac{\varphi'(v_n)}{\varphi'(\omega)} - \frac{\varphi(v_n)}{\varphi(\omega)}\right) \leq 1.$$

In particular, up to extraction, the sequence $v_n/|v_n|$ converges to a vector v that satisfies $|v| = 1$ and $\operatorname{Re}\left(\frac{\varphi'(v)}{\varphi'(\omega)} - \frac{\varphi(v)}{\varphi(\omega)}\right) = 0$, which is a contradiction. \square

We now state the technical lemma used in the proof.

Lemma 2.14. *Let \mathcal{F} be a bounded set of C^2 -functions from \mathbb{R}_+ to \mathbb{R} vanishing at 0. Let f be defined by $f(t) = \max_{g \in \mathcal{F}} g(t)$ for $t \geq 0$. Then f has a derivative at 0 given by $f'(0) = \max_{g \in \mathcal{F}} g'(0)$.*

Proof. Observe first that because $t > 0$,

$$\frac{f(t)}{t} = \frac{\max_{g \in \mathcal{F}} g(t)}{t} = \max_{g \in \mathcal{F}} \frac{g(t)}{t}.$$

Consider next a function g in \mathcal{F} . The second order expansion of g gives

$$\frac{g(t)}{t} = g'(0) + t\left(\frac{g''(0)}{2} + \varepsilon_g(t)\right),$$

where ε_g is a continuous function depending on g , such that $\varepsilon_g(t) \xrightarrow[t \rightarrow 0^+]{} 0$. The boundedness of \mathcal{F} implies that the two sets $\{|\varepsilon_g(t)|, t \in [0, 1], g \in \mathcal{F}\}$ and $\{|g''(0)|, g \in \mathcal{F}\}$ are bounded. In turn, there exists a constant $C > 0$ such that

$$\forall g \in \mathcal{F}, \forall t \in [0, 1], g'(0) - Ct \leq \frac{g(t)}{t} \leq g'(0) + Ct.$$

We obtain therefore

$$\max_{\mathcal{F}} g'(0) - Ct \leq \max_{\mathcal{F}} \frac{g(t)}{t} \leq \max_{\mathcal{F}} g'(0) + Ct.$$

This implies $\max_{\mathcal{F}} \frac{g(t)}{t} \rightarrow \max_{\mathcal{F}} g'(0)$. \square

We give here a condition for the unit balls of the Finsler metric to be strictly convex. Recall that in the real case, it amounts to the condition that the boundary

of Ω contains no segment. The condition we give here is the same, translated by duality.

As before, for $\omega \in \Omega$ we choose a lift ω and identify $T_\omega\Omega$ to $T \subset \mathbb{C}^{n+1}$. We denote by

$$\Psi = \left\{ \frac{\varphi'}{\varphi'(\omega)} - \frac{\varphi}{\varphi(\omega)} \quad \text{where } \varphi, \varphi' \in \Lambda \right\}.$$

From Theorem 2.13 we know that for all $v \in T$,

$$\|v\|_{\Lambda, \omega} = \max_{\psi \in \Psi} \operatorname{Re}(\psi(v)).$$

Proposition 2.15. *Let (Ω, Λ) be an admissible pair, with Λ separating and $\omega \in \Omega$. The unit ball of the Finsler metric $\|\cdot\|_{\Lambda, \omega}$ is strictly convex if and only if for any pair of distinct tangent vectors u and v at ω , the max defining $\|u\|_{\Lambda, \omega}$ and $\|v\|_{\Lambda, \omega}$ are not obtained for the same form $\psi \in \Psi$.*

Proof. For simplicity, we denote by $f(v) = \|v\|_{\Lambda, \omega} = \max_{\psi \in \Psi} \operatorname{Re}(\psi(v))$. Note that f is positively homogeneous : $f(\lambda v) = \lambda f(v)$ for all $\lambda \in \mathbb{R}_+$ and $v \in T$.

Suppose now that for each $\psi \in \Psi$, at least one of the terms $\operatorname{Re}(\psi(u))$ and $\operatorname{Re}(\psi(v))$ is not the maximum over all ψ 's in Ψ . Then

$$\begin{aligned} \operatorname{Re} \left(\psi \left(\frac{u+v}{2} \right) \right) &= \frac{\operatorname{Re}(\psi(u)) + \operatorname{Re}(\psi(v))}{2} \\ &< \frac{\max_{\psi \in \Psi} (\operatorname{Re}(\psi(u))) + \max_{\psi \in \Psi} (\operatorname{Re}(\psi(v)))}{2} \\ &= \frac{f(u) + f(v)}{2}. \end{aligned} \tag{8}$$

Since Ψ is compact, we obtain by taking the maximum the strict inequality

$$f \left(\frac{u+v}{2} \right) < \frac{f(u) + f(v)}{2},$$

which amounts to the strict convexity of balls. \square

Remark 2.16. Examples of separating Λ for which the balls are not strictly convex are easily built using this proposition: any finite subset $\Lambda \in \mathbb{C}\mathbb{P}^1$ not included in a circle separates points in its complement. But from the previous proposition, balls are not strictly convex: indeed, they are polygons.

Remark 2.17. Let $\mathbb{C}^{n,1}$ be \mathbb{C}^{n+1} equipped with the Hermitian form

$$\langle Z, W \rangle = Z_0 \overline{W}_n + Z_2 \overline{W}_2 + \cdots + Z_{n-1} \overline{W}_{n-1} + Z_n \overline{W}_0.$$

One has three subspaces:

$$\begin{aligned} V_+ &= \{Z \in \mathbb{C}^{n,1} : \langle Z, Z \rangle > 0\}, \\ V_0 &= \{Z \in \mathbb{C}^{n,1} - \{0\} : \langle Z, Z \rangle = 0\}, \end{aligned}$$

$$V_- = \{Z \in \mathbb{C}^{n,1} : \langle Z, Z \rangle < 0\}.$$

Let $P : \mathbb{C}^{n,1} - \{0\} \rightarrow \mathbb{P}(\mathbb{C}^{n+1})$ be the canonical projection onto complex projective space. Then complex hyperbolic n -space is defined as $\mathbb{H}_{\mathbb{C}}^n = P(V_-)$ equipped with the Bergman metric. The boundary of complex hyperbolic space is defined as $\partial\mathbb{H}_{\mathbb{C}}^n = P(V_0)$. Using the hermitian form, we identify $\partial\mathbb{H}_{\mathbb{C}}^n$ as a subset of the dual $\mathbb{P}((\mathbb{C}^{n+1})^\vee)$.

Then the pair $(\mathbb{H}_{\mathbb{C}}^n, \partial\mathbb{H}_{\mathbb{C}}^n)$ is admissible and separates points. Moreover, from Proposition 2.7, the Hilbert metric $d_{\partial\mathbb{H}_{\mathbb{C}}^n}$ is invariant under the action of unitary group $U(n, 1)$ of the Hermitian form. Hence this metric is a multiple of the Bergman metric (one may compute that the multiplication factor is $\frac{1}{2}$). We will come back to complex hyperbolic geometry in the following section.

Remark 2.18. More generally, let Ω be a domain in \mathbb{C}^n . There are several situations where a natural metric can be associated to it. A very general definition is that of the Bergman metric on any bounded domain. The construction is such that the biholomorphisms group is contained in the isometry group of that metric. The particular case where Ω is a bounded homogeneous domain has been studied for a long time. It contains the important class of non-compact hermitian symmetric spaces. These Riemannian spaces, classified by Cartan, can be embedded as bounded domains which contain the origin, are stable under the circle action and which turn out to be convex (see [21] for a thorough exposition).

The group of biholomorphisms of a bounded symmetric domain is transitive and can be extended to the boundary but its action on the boundary is not transitive except in the case of the complex ball. On the other hand the isotropy group at the origin acts by linear maps of \mathbb{C}^n and, moreover, it acts transitively on the Shilov boundary of Ω . Consider the set Λ of all hyperplanes tangent to the boundary which touch it in at least two points. They all pass by the Shilov boundary and therefore the action of the isotropy preserves Λ . The distance $d_\Lambda(0, x)$ is therefore invariant under the isotropy group and, as the action of the isotropy is irreducible, $d_\Lambda(0, x)$ coincides up to a scalar with the Bergman metric. One can then translate this distance the whole domain using the action of the automorphism group.

As an example, consider the bidisc $\Delta \times \Delta \subset \mathbb{C}^2$. Its Shilov boundary is $S^1 \times S^1$ and the relevant hyperplanes passing through it are of the form $z = z_0 \in S^1$ or $w = w_0 \in S^1$ where $(z_0, w_0) \in S^1 \times S^1$ and (z, w) are coordinates of \mathbb{C}^2 . We recuperate then the Bergman metric $\max\{d_h(x_1, x_2), d_h(y_1, y_2)\}$ for any two points $(x_1, y_1), (x_2, y_2) \in \Delta \times \Delta$.

The expository and general discussion of this paper is over. We now begin to explore three different directions, illustrating the wealth of possible applications of the definition of this metric. We first reinterpret geometrically the definitions in the situation of a discrete subgroup of $PU(n, 1)$. We begin by recalling the definition of the Kulkarni limit set and focusing to the particular case of spherical CR geometry. We remark that the construction gives a natural metric on uniformized spherical CR structures on manifolds. We proceed in the last two sections with the study of two simple cases in one dimension projective spaces: first the complex projective line and the punctured spheres. We then move on to the real projective line, with

attention to self-similar sets Λ . We give a generalization of the famous Basmajian formula in hyperbolic geometry. The three following sections are independent.

3 Complex hyperbolic groups

Natural examples of the generalized Hilbert metric can be defined for open subsets in $\mathbb{P}(\mathbb{C}^{n+1})$ which are domains of discontinuity of discrete subgroups $\Gamma \subset \mathrm{PGL}(n+1, \mathbb{C})$. The general theory of such sets of discontinuity is not yet fully developed but a special case has been studied which is of major interest for us: if Γ is a complex hyperbolic group, i.e. a discrete subgroup of $\mathrm{PU}(n, 1)$.

We show in this section that if Γ is a non-elementary discrete subgroup of $\mathrm{PU}(n, 1)$, then its domain of discontinuity in $\mathbb{P}(\mathbb{C}^{n+1})$ inherits a generalized Hilbert metric. We then focus on the case $n = 2$, and give geometric interpretations of this metric. Recall from Remark 2.17 the notations for the complex hyperbolic space $\mathbb{H}_{\mathbb{C}}^n \subset \mathbb{P}(\mathbb{C}^{n+1})$ and its boundary $\partial\mathbb{H}_{\mathbb{C}}^n$ as well as the projective unitary group $\mathrm{PU}(n, 1)$.

3.1 Kulkarni limit set as a union of hyperplanes

In order to define an appropriate set Λ of 1-forms we start by recalling the definition of limit set for these groups. The following definition transposes in this context a definition due to Kulkarni for general actions of groups on topological spaces. As in the general situation, we denote by \mathbb{P} the projective space $\mathbb{P}(\mathbb{C}^{n+1})$ and by \mathbb{P}' its dual.

Definition 3.1. Let $\Gamma \subset \mathrm{PGL}(n+1, \mathbb{C})$ be a discrete subgroup

1. $L_0(\Gamma)$ is the closure of the set of points in \mathbb{P} with infinite isotropy.
2. $L_1(\Gamma)$ is the closure of the set of cluster points of the Γ -orbits of all $z \in \mathbb{P} \setminus L_0(\Gamma)$.
3. $L_2(\Gamma)$ is the closure of the set of cluster points of the Γ -orbits of all compact subsets $K \subset \mathbb{P} \setminus (L_0(\Gamma) \cup L_1(\Gamma))$.
4. The Kulkarni limit set $L(\Gamma)$ is the set $L_0(\Gamma) \cup L_1(\Gamma) \cup L_2(\Gamma)$.
5. The Kulkarni discontinuity region Ω_{Γ} is $\mathbb{P} \setminus L(\Gamma)$.
6. We denote by $\Lambda_{\Gamma} \subset \mathbb{P}'$ the set of forms whose kernel is included in $L(\Gamma)$.

In the case of Γ a complex hyperbolic group, Cano Liu and Lopez [6, Theorem 0.1] prove that $L(\Gamma)$ is the union of kernels of Λ_{Γ} and that Ω_{Γ} is the largest set on which Γ acts properly and discontinuously. Note that one may even take the a priori smaller Λ_{Γ} consisting of form whose kernel is tangent to the sphere at infinity $\partial\mathbb{H}_{\mathbb{C}}^n$. In view of our definitions, this translate to:

Theorem 3.2. *Let Γ be a complex hyperbolic group. Then the pair $(\Omega_{\Gamma}, \Lambda_{\Gamma})$ is admissible. Moreover, if Γ is Zariski-dense in $\mathrm{PU}(n, 1)$, then Λ_{Γ} is separating.*

Proof. The fact that the pair $(\Omega_\Gamma, \Lambda_\Gamma)$ is admissible follows from definitions and [6, Theorem 0.1]. The separation property follows from the fact that, by contraction, if the metric does not separate two points, then Λ_Γ should be contained in a Zariski closed subset of \mathbb{P}^n (see remark 2.11). But, in that case, the group Γ (which preserves Λ_Γ) would not be Zariski dense. \square

A detailed study of such examples is done in [7], for complex hyperbolic subgroups that are included in $\mathrm{SO}(n, 1)$. They prove that in this case Ω_Γ consists of 3 connected components. Their groups are not Zariski-dense in $\mathrm{SU}(n, 1)$. The metric d_{Λ_Γ} gives a non-separating metric in such cases.

The metric defined here seems most interesting when restricted to $\Omega = \Omega_\Gamma \cap \partial\mathbb{H}_\mathbb{C}^n$, as we explain in the following section.

3.2 Complex hyperbolic geometry and spherical CR geometry

We give here a geometric reinterpretation of the separability condition (Theorem 2.10) in the case of complex hyperbolic groups acting on $\mathbb{P}(\mathbb{C}^{n+1})$. We then give examples of discrete complex hyperbolic groups for which we can check this separability condition. Those groups arise from the construction of spherical CR geometric structure on 3-manifolds that are uniformizable. One example is a representation of the 8-knot complement group in $\mathrm{PU}(2, 1)$ associated to a uniformisable spherical CR structure on the 8-knot complement, constructed in [12]. Another one is constructed for the Whitehead link complement in [18].

We begin by recalling the definition of some geometric objects in complex hyperbolic geometry, mainly the bisectors. A *bisector* is the locus of points equidistant from two given points p_0 and p_1 in $\mathbb{H}_\mathbb{C}^n$. In homogeneous coordinates, it is given by the negative vectors $\mathbf{z} = (z_0, z_1, z_2)$ that satisfy the equation

$$|\langle \mathbf{z}, \tilde{p}_0 \rangle| = |\langle \mathbf{z}, \tilde{p}_1 \rangle|,$$

where \tilde{p}_i are lifts satisfying $\langle \tilde{p}_0, \tilde{p}_0 \rangle = \langle \tilde{p}_1, \tilde{p}_1 \rangle$. This equation makes sense up to the boundary $\partial\mathbb{H}_\mathbb{C}^n$ defining *spinal spheres* as boundaries of bisectors. Observe that bisectors and spinal spheres are defined by algebraic equations. CR structures appear naturally as boundaries of complex manifolds. The local geometry of these structures was studied by E. Cartan [8] who defined, in dimension three, a curvature analogous to curvatures of a Riemannian structure. When that curvature is zero, Cartan called them spherical CR structures and developed their basic properties. A much later study by Burns and Shnider [4] contains the modern setting for these structures.

Definition 3.3. A spherical CR-structure on a $(2n - 1)$ -dimensional manifold is a geometric structure modeled on the homogeneous space $\mathbb{S}^{2n-1} := \partial\mathbb{H}_\mathbb{C}^{2n-1}$ with the above $\mathrm{PU}(n, 1)$ action.

A particular class of such structures is the natural analog of complete structure for metric geometries:

Definition 3.4. We say a spherical CR-structure on a $2n - 1$ -manifold is uniformizable if it is equivalent to a quotient of the domain of discontinuity in \mathbb{S}^{2n-1} of a discrete subgroup of $\text{PU}(2, 1)$.

Here, equivalence between CR structures is defined, as usual, by diffeomorphisms preserving the structure. A $(2n - 1)$ -manifold M with a spherical CR structure is said to be an *uniformized CR spherical manifold* if there is a discrete group Γ of $\text{PU}(n, 1)$, with limit set Λ in the sphere $\partial\mathbb{H}_{\mathbb{C}}^n$ such that the spherical CR structure on M is equivalent to the quotient of $\Omega = \partial\mathbb{H}_{\mathbb{C}}^n \setminus \Lambda$ by Γ .

3.3 Invariant metric for uniformized CR spherical manifold

Let M be a uniformized CR spherical manifold. Denote as above by Γ the discrete group with limit set Λ and domain of discontinuity Ω in the sphere $\partial\mathbb{H}_{\mathbb{C}}^n$ such that $M \simeq \Gamma \backslash \Omega$.

We identify, as in section 3.1, Λ with the subset of the dual projective space \mathbb{P}' consisting of forms whose kernel is tangent to the sphere at points of Λ . Then, Theorem 3.2 states that d_{Λ} defines a Γ -invariant, non-separating metric on the domain of discontinuity of Γ in $\mathbb{P}(\mathbb{C}^{n+1})$. We look here at this metric restricted to the hypersurface Ω . We reinterpret here the definition 5 in terms more classical in the framework of complex hyperbolic geometry. We then proceed with a geometric interpretation of the separation condition given in Section 2.4.

Let φ and φ' be 1-forms whose kernel are, respectively, complex tangent spaces at points p and p' in $\Lambda \in \mathbb{S}^{2n-1}$. Choose lifts \mathbf{p} and \mathbf{p}' of p and p' . Then lifts of φ and φ' are given explicitly by $\varphi(z) = \langle z, \mathbf{p} \rangle$ and $\varphi'(z) = \langle z, \mathbf{p}' \rangle$. One computes, for $\omega, \omega' \in \Omega$,

$$[\varphi, \varphi', \omega, \omega'] = \frac{\langle \omega, \mathbf{p} \rangle \langle \omega', \mathbf{p}' \rangle}{\langle \omega, \mathbf{p}' \rangle \langle \omega', \mathbf{p} \rangle}$$

which is the hermitian cross-ratio of the four points p, p', ω, ω' .

Let ω, ω' be two points in \mathbb{S}^{2n-1} . If $p \in \mathbb{S}^{2n-1}$ is another point then its projection in the geodesic in the complex disc defined by ω and ω' is

$$\pi_{(\omega\omega')}(p) = t\omega + \frac{1}{t}\omega' \text{ with } t = \sqrt{\frac{|\langle \mathbf{p}, \omega \rangle|}{|\langle \mathbf{p}, \omega' \rangle|}},$$

As a direct corollary, we obtain a condition for cross-ratios to have modulus 1.

Proposition 3.5. *Let (a, b, c, d) be four pairwise distinct points in \mathbb{S}^{2n-1} . The cross-ratio $[a, b, c, d]$ has modulus 1 if and only if the projection of c and d on the geodesic (ab) coincide.*

One can compare with the condition in Theorem 2.10 for the set Λ to separate a pair ω, ω' . Indeed the above proposition shows that Λ separates this pair if its projection on the complex disc defined by ω and ω' is contained in a geodesic orthogonal to the geodesic defined by ω, ω' . Observe also that we can exchange the roles of a, b and c, d in the previous proposition.

Corollary 3.6. *If Λ is not contained in a bisector then d_Λ is a metric.*

Proof. The inverse image of a geodesic by a projection in a complex disc is a bisector. By the proposition, Λ does not separate two points ω, ω' if Λ is included in a bisector. \square

We may rewrite the discussion following Theorem 2.10. One can think of two cases where d_Λ will not separate points in Ω : suppose Γ is included in a subgroup $\text{PU}(n-1, 1)$ or $\text{PO}(n, 1)$, or in other terms that it preserves a totally geodesic submanifold. Then its limit set would be included in a bisector, which would prevent the separation condition. The following theorem states that it is essentially the only problem. Recall that in Theorem 3.2 we proved that the metric on the complement of the Kulkarni limit set is separating. The following theorem restates this result considering only points in the boundary of complex hyperbolic space in order to stress that the metric provides a distance on the regular set of the action of Γ on \mathbb{S}^{2n-1} .

Theorem 3.7. *Let Γ be a discrete subgroup of $\text{PU}(n, 1)$ with limit set a proper subset of \mathbb{S}^{2n-1} . Suppose that Γ is Zariski dense in $\text{PU}(n, 1)$. Then d_Λ defines a Γ -invariant metric on the regular set Ω .*

A practical criterium to verify that the subgroup Γ is Zariski dense and that the distance is well defined is given in the following corollary.

Corollary 3.8. *Let Γ be a discrete subgroup of $\text{PU}(n, 1)$ with limit set a proper subset of \mathbb{S}^{2n-1} . Suppose no finite index subgroup of Γ stabilizes a totally geodesic submanifold nor a point at infinity. Then d_Λ defines a Γ -invariant metric on the regular set Ω .*

Proof. Consider G the connected component of the Zariski closure of Γ . It is a connected subgroup of $\text{PU}(n, 1)$ which does not stabilize a totally geodesic subspace. From [9, Thm 4.4.1], G contains $\text{PU}(n, 1)$. Hence G does not stabilize a proper algebraic subset of \mathbb{S}^{2n-1} . Suppose now that some bisector B contains the limit set Λ of Γ . Then Γ preserves the algebraic subset $\bigcap_{\gamma \in \Gamma} \gamma B$ and Λ is included in this intersection. As it is algebraic, G stabilizes the intersection. This is a contradiction. \square

Remark 3.9. It is quite easy to prove that the subgroups Γ arising in spherical CR uniformizations of a knot or link complement M as in [12, 18] does not virtually preserve a totally geodesic submanifold. Thus to such an uniformization is associated a Γ -invariant metric on the covering Ω of M .

3.4 Infinitesimal metric

We conclude this section by a reinterpretation of the formula for the infinitesimal metric defined in section 2.5. Observe that the formula for the Finsler metric given

in Theorem 2.13 can be written - with choices of lifts - for a tangent vector v at $\omega \in \Omega$ by:

$$\begin{aligned} \|v\|_{\Lambda, \omega} &= \max_{\varphi, \varphi' \in \Lambda} \operatorname{Re} \left(\frac{\varphi'(v)}{\varphi'(\omega)} - \frac{\varphi(v)}{\varphi(\omega)} \right) \\ &= \max_{p, p' \in \Lambda} \operatorname{Re} \left\langle \frac{p'}{\langle p', \omega \rangle} - \frac{p}{\langle p, \omega \rangle}, v \right\rangle \end{aligned}$$

In order to have an explicit description of the norm we shall use the Siegel model of two dimensional complex hyperbolic space. Its boundary is $2\operatorname{Re}(z_1) + |z_2|^2 = 0$ (intersected with an affine chart $z_3 = 1$). Writing $z_k = x_k + iy_k$, the tangent space in (z_1, z_2) is given by

$$2dx_1 + 2x_2dx_2 + 2y_2dy_2 = 0.$$

In particular the tangent space at $\mathbf{o} = (0, 0)$ is given by $dx_1 = 0$, therefore consists of vectors of the form

$$v_{z,t} = \begin{bmatrix} it \\ z \\ 0 \end{bmatrix}$$

Applying the previous formula in these coordinates we have

$$\|v_{z,t}\|_{\Lambda, \mathbf{o}} = \max_{p, p' \in \Lambda} \operatorname{Re} \left\langle \frac{p'}{\langle p', \mathbf{o} \rangle} - \frac{p}{\langle p, \mathbf{o} \rangle}, v_{z,t} \right\rangle.$$

Remark 3.10. 1. The vector $w = \frac{p'}{\langle p', \omega \rangle} - \frac{p}{\langle p, \omega \rangle}$ is of positive type. Indeed, one computes

$$\langle w, w \rangle = -2\operatorname{Re} \left(\frac{\langle \omega, p \rangle \langle p, p' \rangle \langle p', \omega \rangle}{|\langle p, \omega \rangle|^2 |\langle p', \omega \rangle|^2} \right)$$

and the triple product $\arg(-\langle \omega, p \rangle \langle p, p' \rangle \langle p', \omega \rangle) \in [-\pi/2, \pi/2]$ is Cartan's invariant. In particular w is polar to a complex line in $\mathbf{H}_{\mathbb{C}}^2$.

2. The conditions $\langle w, p \rangle = \langle w, p' \rangle$ and $\langle w, \omega \rangle = 0$ imply that w is orthogonal to the complex line defined by p and p' passing through ω .

4 Complex projective line: n -punctured spheres

We consider in this section the complex projective line $\mathbb{C}\mathbb{P}^1$. In fact, we restrict ourselves to a very specific case: let $\Lambda = \{p_1, \dots, p_n\}$ a finite set of points in \mathbb{C} and $\Sigma = \mathbb{C}\mathbb{P}^1 \setminus \{p_1, \dots, p_n\}$ its complement, the n -punctured sphere. The n linear forms in Λ are given by $\varphi_i = [1 : -p_i]$, so that

$$\varphi_i \begin{pmatrix} z \\ 1 \end{pmatrix} = z - p_i.$$

We have already observed that when $n = 1, 2$ or 3 , the metric is not separating. So we assume here that $n \geq 4$ and Λ is not included in a circle. In this case, d_{Λ} is a metric, as follows from Theorem 2.10. For simplicity, we denote this metric by d .

On the other hand, the surface Σ may be equipped with a hyperbolic metric, denoted by d_h . We prove that the infinitesimal metric defined by d is quasi-isometric to the infinitesimal hyperbolic metric defined by d_h . The reader can guide himself through the proof of the following proposition keeping in mind the physical interpretation of the infinitesimal metric given in Remark 4.3.

Theorem 4.1. *There is a quasi-isometric diffeomorphism between (Σ, d_h) and (Σ, d) which fixes the punctures.*

We will show that the Finsler metrics are equivalent up to a diffeomorphism and this will prove the theorem. We begin by describing the hyperbolic metric near a cusp point of Σ .

Lemma 4.2. *For $k = 1 \cdots n$, there exists a neighbourhood of the puncture p_k on which the infinitesimal hyperbolic metric defined by d_h on Σ is given by*

$$\sqrt{\frac{dr^2}{r^2} + r^2 dt^2},$$

in the local coordinate $(r, t) \mapsto p_k + re^{it}$.

Proof. Note first that the hyperbolic metric on the punctured unit disc is given by

$$\frac{|dz|}{|z| \log |z|} \tag{9}$$

This can be seen by pushing forward the hyperbolic metric of the upper half plane, which is $\frac{|dz|}{\text{Im}(z)}$, by the holomorphic cover map $z \mapsto e^{iz}$. Pushing forward (9) by the diffeomorphism given in polar coordinates by $(r, \theta) \mapsto (-\log r)^{-1}, \theta$ gives the result. \square

Proof of Theorem 4.1. For any point $m \in \Sigma$, and any tangent vector v at m , we denote by $\|v\|_m$ the Finsler norm of v , and by $\|v\|_m^h$ its hyperbolic norm. We will prove that any diffeomorphism $\varphi : \Sigma \rightarrow \Sigma$ which restricts to the identity around the punctures is a quasi-isometry. First, consider φ such a diffeomorphism, and, for each $k = 1 \cdots n$, let V_k be any neighbourhood of p_k such that $\varphi|_{V_k}$ is the identity. Since $\Sigma \setminus \bigcup_k V_k$ is compact, the restriction of φ to it is quasi-isometric. We need therefore only to consider the situation close to the punctures. The result will be proved if we show that for each puncture p_k , there exists a constant $C > 1$ and a neighbourhood V_k of p_k such that for any $m \in V_k$ and any tangent vector v at m

$$\frac{\|v\|_m^h}{C} \leq \|v\|_m \leq C \|v\|_m^h. \tag{10}$$

We consider the situation close to a fixed puncture, which we assume to be p_1 . We may choose our coordinates so that $p_1 = 0$.

In the local coordinate $(r, t) \mapsto re^{it}$, we need to find $C > 1$ such that for any tangent vector $v = a \frac{\partial}{\partial r} + b \frac{\partial}{\partial t}$, we have (see Lemma 4.2) :

$$\frac{1}{C} \sqrt{\frac{a^2}{r^2} + r^2 b^2} \leq \|v\|_m \leq C \sqrt{\frac{a^2}{r^2} + r^2 b^2}. \tag{11}$$

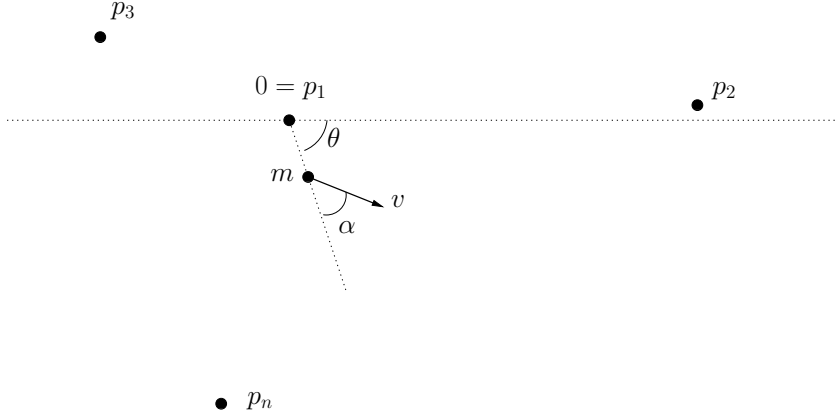


Figure 2: Coordinates

The rest of the proof is devoted to this local computation. From now on, all constants C that appear are *some positive constants*, and we remain vague about their values for the sake of readability. The point m and the tangent vector v are given by

$$m = \begin{bmatrix} re^{i\theta} \\ 1 \end{bmatrix}, v = \begin{bmatrix} \rho e^{i(\theta+\alpha)} \\ 0 \end{bmatrix}.$$

The vector v decomposes as $v = \rho \cos(\alpha) \frac{\partial}{\partial r} + \frac{\rho}{r} \sin \alpha \frac{\partial}{\partial t}$. Its hyperbolic norm is given by

$$\|v\|_m^h = \rho \sqrt{\frac{\cos(\alpha)^2}{r^2} + \sin(\alpha)^2}.$$

The points p_j are given by $p_j = k_j e^{i\beta_j}$ (with $k_1 = 0$ and $k_j \neq 0$ for $j \geq 2$). By Theorem 2.13, the Finsler norm of v is given by:

$$\|v\|_m = \max_j \operatorname{Re} \left(\frac{\varphi_j(v)}{\varphi_j(m)} \right) - \min_j \operatorname{Re} \left(\frac{\varphi_j(v)}{\varphi_j(m)} \right). \quad (12)$$

The quantities involved in (12) are given by

$$\frac{\varphi_j(v)}{\varphi_j(m)} = \frac{\rho e^{i(\theta+\alpha)}}{re^{i\theta} - k_j e^{i\beta_j}},$$

and by direct computations, we observe (see Remark 4.3 for a physical interpretation of the following formula).

- If $j = 1$ (and so $k_1 = 0$),

$$\frac{1}{\rho} \operatorname{Re} \left(\frac{\varphi_1(v)}{\varphi_1(m)} \right) = \frac{\cos(\alpha)}{r}. \quad (13)$$

- If $j \geq 2$ (and thus $k_j \neq 0$),

$$\frac{1}{\rho} \operatorname{Re} \left(\frac{\varphi_j(v)}{\varphi_j(m)} \right) = -\frac{\cos(\theta + \alpha - \beta_j)}{k_j} + O(r) \quad (14)$$

From physical considerations one expects that the most important term in the contribution to the metric near p_1 is the one corresponding to $j = 1$ if $\alpha \neq \pm\pi/2$ and from another point which is not aligned with m and p_1 if $\alpha = \pm\pi/2$. In the following we establish the estimates confirming this intuition.

Let us consider the right-hand side inequality in (11). First, we note that for all $\gamma \in \mathbb{R}$, $\cos(\alpha + \gamma) \leq |\cos \alpha| + |\sin \alpha|$. Therefore,

$$\max_{j \geq 2} \left(\frac{-\cos(\theta + \alpha - \beta_j)}{k_j} \right) \leq \frac{|\cos \alpha| + |\sin \alpha|}{\min_{j \geq 2} k_j}.$$

Moreover, for any finite subset F of \mathbb{R} , we have $\max(F) - \min(F) \leq 2 \max |F|$. Provided that r is small enough, this implies

$$\begin{aligned} \|v\|_m^h &\leq 2 \max_j \left| \operatorname{Re} \frac{\varphi_j(v)}{\varphi_j(m)} \right| \\ &\leq 2\rho \left(\frac{|\cos \alpha|}{r} + C(|\cos \alpha| + |\sin \alpha|) \right) \\ &= \rho \left(\frac{C}{r} |\cos \alpha| + C |\sin \alpha| \right) \\ &\leq C\rho \left(\frac{|\cos \alpha|}{r} + |\sin \alpha| \right) \\ &\leq C\rho \sqrt{\frac{\cos^2 \alpha}{r^2} + \sin^2 \alpha} \end{aligned} \quad (15)$$

We now consider the left-hand side inequality in (11). By symmetry, we may restrict ourselves to the case where $\alpha \in [-\pi/2, \pi/2]$. The geometric idea is the following. When α is close to 0, the max in (11) is reached for $i = 1$ if r is small enough, due to the $\cos(\alpha)/r$ term. When $|\alpha|$ becomes larger, the $j = 1$ term becomes less influential, and the Finsler norm of v is obtained from those terms where $j > 1$. In the extreme case where $\alpha = \pm\pi/2$, the $j = 1$ term vanishes.

To make this idea more precise, we first compute for any $j \leq 2$

$$\begin{aligned} \frac{1}{\rho} \left(\operatorname{Re} \left(\frac{\varphi_1(v)}{\varphi_1(m)} \right) - \operatorname{Re} \left(\frac{\varphi_j(v)}{\varphi_j(m)} \right) \right) &= \frac{\cos(\alpha)}{r} - \frac{r \cos \alpha - k_j \cos(\alpha + \theta - \beta_j)}{|re^{i\theta} - k_j e^{i\beta_j}|^2} \\ &= \frac{k_j (k_j \cos \alpha - r \sin(\theta - \beta_j) \sin \alpha)}{r |re^{i\theta} - k_j e^{i\beta_j}|^2} \end{aligned}$$

We observe that the latter quantity has the same sign as $k_j \cos \alpha - r \sin(\theta - \beta_j) \sin \alpha$. A direct resolution shows that it is non-negative if and only if α belongs to an

interval I_j , which is defined by $I_j = [-\pi/2, \alpha_j]$ if $\sin(\theta - \beta_j) > 0$, by $I_j = [\alpha_j, \pi/2]$ if $\sin(\theta - \beta_j) < 0$, where α_j is determined by

$$\tan(\alpha_j) = \frac{k_j - r \cos(\theta - \beta_j)}{r \sin(\theta - \beta_j)},$$

and $I_j = -[\pi/2, \pi/2]$ if $\sin(\theta - \beta_j) = 0$.

As a consequence, the set of values of α for which the max is reached for $j = 1$ is a subinterval I of $[\pi/2, \pi/2]$ which contains 0 in its interior.

- For $\alpha \in I$, we have thus

$$\|v\|_m \geq \rho \left(\frac{\cos \alpha}{r} - \max \frac{2}{k_j} \right) \geq \|v\|_m^h.$$

- For α outside I , we have

$$\|v\|_m \geq \rho \max_{j, \ell \geq 2} \left(\operatorname{Re} \frac{\varphi_j(v)}{\varphi_j(m)} - \operatorname{Re} \frac{\varphi_\ell(v)}{\varphi_\ell(m)} \right).$$

In view of (14), this implies (provided that r is small enough)

$$\|v\|_m \geq \rho \max_{j, \ell \geq 2} \left| \frac{\cos(\theta + \alpha - \beta_j)}{k_j} - \frac{\cos(\theta + \alpha - \beta_\ell)}{k_\ell} \right| - C\rho r.$$

Now, the max in the right hand side of the previous inequality is not zero since the points p_j do not lie on a circle. Therefore, making r smaller if necessary, we have

$$\|v\|_m \geq \rho C \geq \rho |\sin \alpha| \geq C \|v\|_m^h.$$

This concludes the proof. \square

Remark 4.3. One can gain intuition about this metric with a physical analogy. Indeed, the contribution of each point p_i in the definition of the Finsler metric $\|v\|_m$ corresponds to a magnetic field \mathbf{B}_i induced by a constant current passing through an infinite line perpendicular to the plane \mathbb{C} at the point p_i (see equation 13). The magnetic field is tangent to the circles centred at p_i and decreases with the inverse of the distance. The force \mathbf{F}_i on a charged particle at m with velocity v moving on the magnetic field \mathbf{B}_i is given by $\mathbf{F}_i = v \wedge \mathbf{B}_i$ and it can be considered a scalar (the vector \mathbf{F}_i is perpendicular to the plane). The Finsler metric is then

$$\|v\|_m = \max_i \mathbf{F}_i - \min_j \mathbf{F}_j.$$

This suggests other natural infinitesimal metrics as various combinations or means of magnetic forces but the previous definition has the advantage of making it clear that this metric is always strictly positive if the points are not on the same circle or line.

5 Real projective line

In this section, we consider the case where Λ is a compact subset of \mathbb{RP}^1 and Ω its complement. The open set Ω is a union of pairwise disjoint intervals, and the distance d_Λ can be computed for points in different components of Ω . In that case, d_Λ has a close connection with the hyperbolic distance on the disc $\partial\Delta$, which is hardly a surprise since this distance is induced by the cross-ratio on $\partial\Delta$.

5.1 Distance between intervals

Let us consider a closed set $\Lambda \subset \mathbb{RP}^1$ and its complement Ω . As above, we identify Λ with a subset of the dual \mathbb{RP}^1 : to any point $\lambda \in \mathbb{RP}^1$ corresponds the linear map $(x_1, x_2) \mapsto x_1 - \lambda x_2$, which corresponds to the affine map $x \mapsto x - \lambda$ in the affine chart $\{x_2 = 1\}$. Under this identification, we will sometimes refer to points in Λ as forms, and, for instance call them $\varphi, \varphi' \dots$. The open subset Ω is a union of open intervals, its connected components, to which we will refer as its *components*. The metric d_Λ is invariant under the subgroup of $\text{PGL}(2, \mathbb{R})$ preserving Λ and is particularly interesting when this group is large as, for example, when Λ is the limit set of a Fuchsian group.

Viewing \mathbb{RP}^1 as the boundary at infinity of the Poincaré disc Δ , there is a close relation between the cross-ratio on \mathbb{RP}^1 and the hyperbolic metric in Δ :

Lemma 5.1. *If a, b, c and d are pairwise distinct points in \mathbb{RP}^1 , the cross ratio satisfies $|[a, b, c, d]| = e^\delta$, where δ is the (hyperbolic) distance between the orthogonal projections of c and d onto the geodesic spanned by a and b .*

Proof. Applying an element of $\text{PGL}(2, \mathbb{R})$, which preserves the cross-ratio, we may assume that $a = \infty, b = 0, c = 1$ and $d = x > 0$. Then the projections of c and d onto the geodesic (ab) are i and ix , which are a distance $\log(x)$ apart. The cross ratio $[a, b, c, d]$ is equal to x . \square

In order to understand the metric d_Λ in this case, we first start with the following lemma, which shows that the metric between points in Ω depends only on the (at most) two components containing the points.

Lemma 5.2. *1. The metric d_Λ restricts to the Hilbert metric on each component of Ω .*

2. If ω and ω' belong to distinct components I and I' of Ω , then the max defining the distance $d_\Lambda(\omega, \omega')$ is realised for φ and φ' associated to boundary points of I' and I respectively.

Proof. These facts are very natural geometrically in view of Lemma 5.1 (see Figure 3). Choose an affine chart such that the two points in Ω are $\omega = 0$ and $\omega' = \infty$. Then we have:

$$\begin{aligned} d_\Lambda(\omega, \omega') &= \max_{\lambda, \lambda' \in \Lambda} \log \left| \frac{(\omega - \lambda)(\omega' - \lambda')}{(\omega - \lambda')(\omega' - \lambda)} \right| \\ &= \max_{\lambda, \lambda' \in \Lambda} \log \left| \frac{\lambda}{\lambda'} \right| \end{aligned} \tag{16}$$

The component I of Ω containing $\omega = 0$ is a neighborhood of 0 and contains no point of Λ . Similarly, the component I' containing $\omega' = \infty$ is a neighborhood of ∞ that contains no point of Λ . In order to maximize (16), one should choose λ as big as possible in absolute value, i.e. one of the endpoints of I' and λ' as small as possible, i.e. one of the endpoints of I . This proves the second item. In case I and I' are equal, then the max is attained when λ and λ' are distinct boundary points. This means that the distance between ω and ω' is just their Hilbert distance. \square

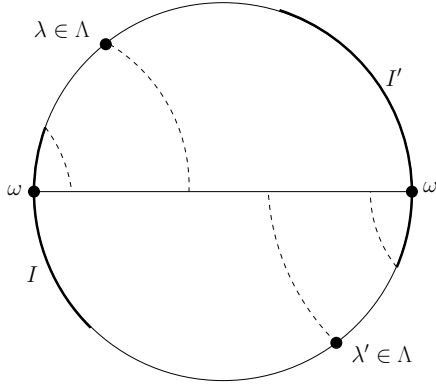


Figure 3: Lemma 5.2 : I and I' are components of Ω , points of Λ that are not endpoints of I and I' give projections onto the geodesic (ω, ω') that are closer than those of the endpoints of I and I' .

Given two components I and I' of which closures are disjoint, the infimum of $d_\Lambda(x, x')$ over $x \in I$ and $x' \in I'$ is not 0: as Ω is the complement of Λ , the distance d_Λ on Ω is proper and the infimum is attained. Hence we define the distance $d_\Lambda(I, I')$ between I and I' to be this infimum. The following lemma gives a beautiful geometrical interpretation of this distance, which is not surprise in view of Lemma 5.1.

Lemma 5.3. *The distance between two components I and I' in Ω is given by the distance between the two geodesics γ and γ' in the hyperbolic space where the endpoints of γ are the endpoints of I and those of γ' are the endpoints of I' .*

Proof. One can arrange, up to the action of $\text{PGL}(2, \mathbb{R})$, the two intervals to be $] -1, 1[$ and the complement of $[-a, a]$ (with $1 < a$). In this case, the hyperbolic distance between the two geodesics is $\log(a)$ (it is the hyperbolic distance between i and ia). One can then compute that the minimal distance between points in both intervals is attained for 0 and ∞ and is precisely $d(0, \infty) = \ln[\infty, 0, 1, a] = \log a$. Again, this can be easily seen more geometrically (see Figure 4). \square

Remark that $[a, -a, -1, 1] = \left(\frac{1+a}{1-a}\right)^2$. Therefore, the distance d between the two intervals $I =] -a, a[$ and the complement of $I' = \mathbb{RP}^1 \setminus [-1, 1]$ is related to the

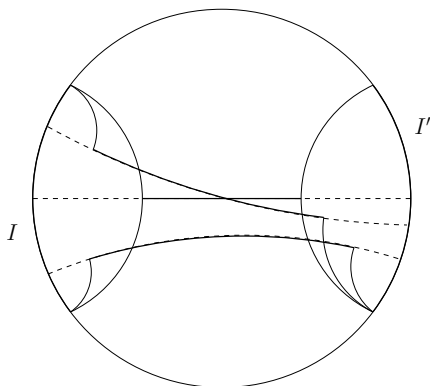


Figure 4: Lemma 5.2 : the distance between I and I' is realised at the common orthogonal of the associated geodesics.

cross ratio of the four endpoints by the relation $[a, -a, -1, 1] = \coth^2 \frac{d}{2}$. Reading backwards and using the invariance of the distance by projective transformation, we get that the distance $d_\Lambda(I, I')$ between two intervals $I =]a, b[$ and $I' =]x, y[$ (with $a < b < x < y$) is then

$$d_\Lambda(I, I') = 2 \tanh(\sqrt{[a, b, x, y]}).$$

This distance leads to the definition of a measure on \mathbb{RP}^1 associated to a closed set $\Lambda \subset \mathbb{RP}^1$ and a chosen component of $\mathbb{RP}^1 \setminus \Lambda$.

Definition 5.4. Let $\Lambda \subset \mathbb{RP}^1$ be a closed set and Ω its complement. We denote by \mathcal{A}_Λ the sigma algebra generated by components of Ω and Borel sets in Λ .

In other words, a measurable set E is an union

$$\left(\bigcup_{I' \text{ component of } \Omega} I' \right) \cup B, \text{ where } B \text{ is a Borel subset of } \Lambda.$$

For any component I of Ω , we denote by γ_I the geodesic in $H_{\mathbb{R}}^2$ whose endpoints are the same as those of I . Then the hyperbolic length induces a measure on Λ , obtained by pulling back the hyperbolic length element along γ_I by the orthogonal projection. We denote this measure by ν_I .

Definition 5.5. The measure on \mathcal{A}_Λ associated with I , denoted by $\mu_{\Lambda, I}$ is defined by

- For any component I' of Ω , $\mu_{\Lambda, I}(I') = 2 \ln(\coth \frac{d}{2})$ where d is the distance between I and I' .
- For any Borel set B in Λ $\mu_{\Lambda, I}(B) = \nu_I(B)$.

As an example, if the component I is $(-\infty, 0)$, then ν_I is the measure on Borel sets of \mathbb{R}_+ given by $d\nu_I = \frac{dx}{x}$. In that case the geodesic γ_I is the one connecting 0 to ∞ in the upper half-plane. In $E \in \mathcal{A}_\Lambda$ is given by $E = (\cup I') \cup B$, then

$$\mu_{\Lambda, I}(E) = 2 \sum_{I'} \ln \left(\coth \left(\frac{d_\Lambda(I, I')}{2} \right) \right) + \int_B \frac{dx}{x}.$$

5.2 Self-similar closed sets in \mathbb{RP}^1 and Basmajian formula

In this section, we revisit the famous Basmajian formula for surfaces with boundary from the point of view of the metric d_Λ , in the case where Λ is a self-similar closed set. We refer the reader to Basmajian's work [1], or to the expository articles [5, 14], for more details. The general form of the Basmajian formula relates the orthospectrum of a hyperbolic manifold with geodesic boundary to the area of the geodesic boundary. We restrict here to the case of surfaces. We propose here a slight generalization for Λ not the full limit set of a Fuchsian group, but just some closed set with self-similarity properties.

Definition 5.6. A subset $\Lambda \subset \mathbb{RP}^1$ is *projectively self-similar* if there exists a finite family of projective maps $\{f_s\}$ such that $\Lambda = \bigcup_s f_s(\Lambda)$. The maps f_s are called *self-similarities* of Λ .

One has to keep in mind the fundamental example of the limit set of a Fuchsian group. In that case, the family can be reduced to a unique map. Another example is given by the usual triadic Cantor set in the interval $[0, 1]$ to which we add the point ∞ . In this case, the set of self-similarities are the contractions of ratio $\frac{1}{3}$ and center 0 or 1. Both these transformations fix ∞ .

Set, as before $\Omega = \mathbb{RP}^1 \setminus \Lambda$ and suppose that there exists a component $I = (a, b)$ of Ω which is preserved under a self-similarity f . The map f is a hyperbolic element fixing a and b . Choose an interval $D = [x, f(x)] \subset \mathbb{RP}^1 \setminus I$ such that $x \in \Lambda$. It is a fundamental domain for the action of f on $\mathbb{RP}^1 \setminus I$. The point $f(x)$ is also in Λ by invariance. In the example of the triadic Cantor set, the interval I is $(\infty, 0)$ for the contraction about 0 and $(1, \infty)$ for the second contraction.

The self-similarities act on the set of components of Ω , and in turn, act on the set of lengths between components. We call *orthospectrum* of Λ the set of distances between components of ω modulo the action of self-similarities. The following result relates the ratio of contraction of the self-similarity, or rather its translation length in the hyperbolic space, to the measure $\mu_{\Lambda, I}$ of D , recovering the a version of the Basmajian formula.

Theorem 5.7. *Let $\Lambda \subset \mathbb{RP}^1$ be closed and preserved under a hyperbolic element $f \in \text{PGL}(2, \mathbb{R})$ with translation length l , let Ω be its complement. Suppose, furthermore, that f preserves a component $I_f \subset \Omega$. Let D be a fundamental domain as above. Then, we have:*

$$l = \mu_{\Lambda_f}(D).$$

where μ_{Λ_f} is the canonical measure defined by I_f .

Remark that the formula above can be written as

$$l = S' + \int_{I_\Lambda} d\nu_I$$

with

$$S' = \sum 2 \ln \left(\coth \frac{d(I, I')}{2} \right),$$

where the sum ranges over components I' of Ω inside D . In the case of limit sets of Fuchsian groups the continuous measure does not appear as the limit set always has measure zero and the above formula reduces to the Basmajian's identity for hyperbolic surfaces. Observe also that there exists one such identity for each hyperbolic element preserving a component of the complement $\mathbb{R}\mathbb{P}^1 \setminus \Lambda$. Note moreover that if a self-similarity with fixed points $a \neq b$ does not fix a component, we may split Ω and Λ in two according to the sides of (a, b) . We retrieve then two formulas for l .

Proof. By projective invariance, we may assume that I_f is $(-\infty, 0)$, so the axis of f is the vertical geodesic above 0 in the upper half-plane. Let $D_\Lambda = D \cap \Lambda$ and $D'_\Lambda = D \setminus D_\Lambda = \Omega \cap D$. For each component I_i of D' , one computes its distance d_i to $I_f = (-\infty, 0)$. This is the *orthospectrum* of Λ with respect to the interval $(-\infty, 0)$ along the fundamental domain D . Each distance d_i is related to a quadrilateral in the hyperbolic half plane. The proof then is then a simple observation guided by Figure 5. Indeed, the translation length l of the hyperbolic element f is the integral of the hyperbolic Lebesgue measure $d\nu$ over a fundamental interval for the action of f by translation along its axis. In the present case, it is the vertical geodesic in the hyperbolic upper half plane, and so. As in the example following Definition 5.5, the integral is computed as a sum of two terms: one term corresponds to the integration of dx/x along the closed set $D_\Lambda = D \cap \Lambda$ and the other corresponds to the integration over the components in $D' = D \cap \Omega$. For each such component $I_i = (x, y)$ (with $x < y$) the integral of dx/x on I_i is computable and relates to the distance $d_i := d_\Lambda(I, I_i)$ by (compare [1]):

$$\begin{aligned} \int_{I_i} dx/x &= \ln \frac{y}{x} \\ &= \log[\infty, 0, x, y] \\ &= 2 \log \left(\coth \left(\frac{d_i}{2} \right) \right) \\ &= \mu_{\Lambda, I}(I_i) \end{aligned}$$

This proves the result. □

5.3 Quasi-Möbius maps and quasi-isometry

Originating from [10], there is a literature about self-similar Cantor sets up to bi-Lipschitz transformations. In the case that is relevant to us, Cooper and Pig-

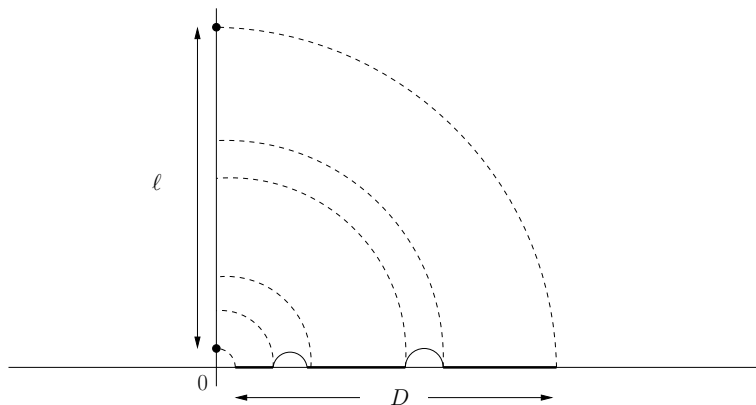


Figure 5: Basmajian's formula. The marked points on the vertical axis bound a fundamental interval for the action of f on its axis. The translation length of f is ℓ .

nataro [10] classify the self-similar Cantor subsets of $[0, 1]$ up to order preserving bi-Lipschitz maps (or in another language, quasi-isometries).

We remark here that if two closed sets Λ and Λ' are quasi-Möbius – the right notion extending quasi-isometry as we will see – then their complement (Ω, d_Λ) and $(\Omega', d_{\Lambda'})$ are quasi-isometric.

Let us begin by recalling a few definitions. We fix a cyclic orientation on the real projective line \mathbb{RP}^1 and every affine coordinates we will consider will respect this ordering.

Definition 5.8 ([20]). An order preserving invertible map F between to subsets E and E' of \mathbb{RP}^1 is *quasi-Möbius* if there is a constant $K \geq 1$ such that for any 4-tuples (e_0, e_1, e_2, e_3) of distinct elements of E , we have:

$$\frac{1}{K} \leq \frac{[F(e_0), F(e_1), F(e_2), F(e_3)]}{[e_0, e_1, e_2, e_3]} \leq K.$$

Note that this class of maps has close ties with the quasi-symmetric maps [20], that we will not use.

Suppose you have an order-preserving map f between two Cantor subsets of $[0, 1]$ – in fact, any two compact subsets of \mathbb{R} . Define $\Lambda = C \cup \{\infty\}$ and $\Lambda' = C' \cup \{\infty\}$. Let F be the extension of f to the map between Λ and Λ' which fixes ∞ . Then it is easy to check that f is bi-Lipschitz if and only if F is quasi-Möbius. The following theorem explains that such a quasi-Möbius map extends to a quasi-Möbius map of \mathbb{RP}^1 . It implies in turn that the complements Ω, d_Λ and $\Omega', d_{\Lambda'}$ are quasi-isometric.

Theorem 5.9. *Let Λ and Λ' be two closed subset of \mathbb{RP}^1 and denote by Ω and Ω' their complements.*

Then any order-preserving quasi-Möbius invertible map $F : \Lambda \rightarrow \Lambda'$ extends to a quasi-Möbius invertible map $\bar{F} : \mathbb{RP}^1 \rightarrow \mathbb{RP}^1$. Moreover, the restriction of \bar{F} to Ω realizes a quasi-isometry between (Ω, d_Λ) and $(\Omega', d_{\Lambda'})$.

Proof. We normalize Λ, Λ' and F in the following way: we suppose, up to a Möbius transformation that Λ and Λ' contain $0, 1$ and ∞ and that F fixes $0, 1, \infty$. Note that, as the order is preserved, two points x, x' in Λ are the endpoints of a component (x, x') of Ω if and only if $(F(x), F(x'))$ is a component of Ω' . Using the almost invariance of cross-ratios of the form $[\infty, 0, 1, t]$ for $t \neq 0 \in \Lambda$, we get that

$$\frac{1}{K} \leq \frac{F(t)}{t} \leq K.$$

Using now cross-ratios $[\infty, t, 0, t'] = \frac{t-t'}{t}$ for $t, t' \neq 0 \in \Lambda$, we get that:

$$\frac{1}{K} \leq \frac{F(t) - F(t')}{t - t'} \frac{t}{F(t)} \leq K.$$

The first inequality grants that F is K^2 -bi-Lipschitz in restriction to \mathbb{R} .

Define now the extension \bar{F} in the following way: $\bar{F} = F$ on Λ . On each bounded component (x, x') , \bar{F} is the unique affine bijection between (x, x') and $(F(x), F(x'))$. On an unbounded component (x, ∞) or (∞, x') , then \bar{F} is the unique translation bijection between this component and its image. Note that $\bar{F}|_{\mathbb{R}}$ is an affine extension of a K^2 -bi-Lipschitz map: it is itself K^2 -bi-Lipschitz. We claim that \bar{F} is a quasi-Möbius map with constant K^8 .

Consider indeed 4 distinct points (x_0, x_1, x_2, x_3) in \mathbb{RP}^1 . Up to transformations of the cross-ratio, we assume that $x_0 < x_1 < x_2 < x_3 < \infty$. If $x_0 = \infty$, we have:

$$[\infty, \bar{F}(x_1), \bar{F}(x_2), \bar{F}(x_3)] = \frac{\bar{F}(x_1) - \bar{F}(x_3)}{\bar{F}(x_1) - \bar{F}(x_2)} \leq K^4 \frac{x_1 - x_3}{x_1 - x_2} = K^4 [\infty, x_1, x_2, x_3].$$

The inequality is obtained using the K^2 -bi-Lipschitz property of \bar{F} . One shows similarly the minoration leading to:

$$\frac{1}{K^4} \leq \frac{[\infty, \bar{F}(x_1), \bar{F}(x_2), \bar{F}(x_3)]}{[\infty, x_1, x_2, x_3]} \leq K^4.$$

If all four points are real, a very similar computation leads to

$$\frac{1}{K^8} \leq \frac{[\bar{F}(x_0), \bar{F}(x_1), \bar{F}(x_2), \bar{F}(x_3)]}{[x_0, x_1, x_2, x_3]} \leq K^8.$$

So \bar{F} is K^8 -quasi-Möbius. This proves the first claim of the theorem. The second claim easily follows. Indeed, for each p, p' in Λ, ω, ω' in Ω , we compute:

$$\begin{aligned} d_{\Lambda'}(\bar{F}(\omega), \bar{F}(\omega')) &= \max_{q, q' \in \Lambda'} \ln |[q, q', \bar{F}(\omega), \bar{F}(\omega')]| \\ &= \max_{p, p' \in \Lambda} \ln |[\bar{F}(p), \bar{F}(p'), \bar{F}(\omega), \bar{F}(\omega')]| \\ &\leq \max_{p, p' \in \Lambda} \ln |K^8 [p, p', \omega, \omega']| \\ &\leq d_\Lambda(\omega, \omega') + 8 \ln K \end{aligned}$$

Conversely, a similar computation shows that:

$$d_{\Lambda}(\omega, \omega') - 8 \ln K \leq d_{\Lambda'}(\bar{F}(\omega), \bar{F}(\omega')) \leq d_{\Lambda}(\omega, \omega') + 8 \ln K.$$

This proves the theorem. \square

References

- [1] Ara Basmajian. The orthogonal spectrum of a hyperbolic manifold. *Amer. J. Math.*, 115(5):1139–1159, 1993.
- [2] Yves Benoist. Convexes divisibles. *C. R. Acad. Sci. Paris Sér. I Math.*, 332(5):387–390, 2001.
- [3] Yves Benoist. A survey on divisible convex sets. In *Geometry, analysis and topology of discrete groups*, volume 6 of *Adv. Lect. Math. (ALM)*, pages 1–18. Int. Press, Somerville, MA, 2008.
- [4] D. Jr Burns and S. Schnider. Spherical hypersurfaces in complex manifolds. *Inv. Maths*, 33:223–246, 1976.
- [5] Danny Calegari. Chimneys, leopard spots and the identities of Basmajian and Bridgeman. *Algebr. Geom. Topol.*, 10(3):1857–1863, 2010.
- [6] Angel Cano, Bingyuan Liu, and Marlon M. López. The limit set for discrete complex hyperbolic groups. *Indiana Univ. Math. J.*, 66(3):927–948, 2017.
- [7] Angel Cano, John R. Parker, and José Seade. Action of \mathbb{R} -Fuchsian groups on $\mathbb{C}\mathbb{P}^2$. *Asian J. Math.*, 20(3):449–473, 2016.
- [8] E. Cartan. Sur la géométrie pseudo-conforme des hypersurfaces de deux variables complexes. *I. Ann. Math. Pura. Appl.*, 11:17–90, 1932.
- [9] S. S. Chen and L. Greenberg. Hyperbolic spaces. In *Contributions to analysis (a collection of papers dedicated to Lipman Bers)*, pages 49–87. Academic Press, New York, 1974.
- [10] Daryl Cooper and Thea Pignataro. On the shape of Cantor sets. *J. Differential Geom.*, 28(2):203–221, 1988.
- [11] Pierre de la Harpe. On Hilbert’s metric for simplices. In *Geometric group theory, Vol. 1 (Sussex, 1991)*, volume 181 of *London Math. Soc. Lecture Note Ser.*, pages 97–119. Cambridge Univ. Press, Cambridge, 1993.
- [12] Martin Deraux and Elisha Falbel. Complex hyperbolic geometry of the figure-eight knot. *Geom. Topol.*, 19(1):237–293, 2015.
- [13] Antonin Guilloux. Yet another p -adic hyperbolic disc: Hilbert distance for p -adic fields. *Groups Geom. Dyn.*, 10(1):9–43, 2016.

- [14] Greg McShane. Geometric identities. *RIMS Kokyuroku*, 1836:94–103, 2013.
- [15] Athanase Papadopoulos and Marc Troyanov. From Funk to Hilbert geometry. In *Handbook of Hilbert geometry*, volume 22 of *IRMA Lect. Math. Theor. Phys.*, pages 33–67. Eur. Math. Soc., Zürich, 2014.
- [16] Athanase Papadopoulos and Marc Troyanov, editors. *Handbook of Hilbert geometry*, volume 22 of *IRMA Lectures in Mathematics and Theoretical Physics*. European Mathematical Society (EMS), Zürich, 2014.
- [17] Athanase Papadopoulos and Marc Troyanov. Weak Minkowski spaces. In *Handbook of Hilbert geometry*, volume 22 of *IRMA Lect. Math. Theor. Phys.*, pages 11–32. Eur. Math. Soc., Zürich, 2014.
- [18] John R. Parker and Pierre Will. A complex hyperbolic Riley slice. *Geom. Topol.*, 21(6):3391–3451, 2017.
- [19] Marc Troyanov. Funk and Hilbert geometries from the Finslerian viewpoint. In *Handbook of Hilbert geometry*, volume 22 of *IRMA Lect. Math. Theor. Phys.*, pages 69–110. Eur. Math. Soc., Zürich, 2014.
- [20] Jussi Väisälä. Quasi-Möbius maps. *J. Analyse Math.*, 44:218–234, 1984/85.
- [21] Joseph A. Wolf. Fine structure of Hermitian symmetric spaces. pages 271–357. *Pure and App. Math.*, Vol. 8, 1972.

E. FALBEL, A. GUILLOUX
 INSTITUT DE MATHÉMATIQUES DE JUSSIEU-PARIS RIVE GAUCHE
 CNRS UMR 7586 AND INRIA EPI-OURAGAN
 SORBONNE UNIVERSITÉ, FACULTÉ DES SCIENCES
 4, PLACE JUSSIEU 75252 PARIS CEDEX 05, FRANCE
 elisha.falbel@imj-prg.fr, antonin.guilloux@imj-prg.fr

P. WILL
 INSTITUT FOURIER, UNIVERSITÉ DE GRENOBLE 1, BP 74, SAINT MARTIN
 D’HÈRES CEDEX, FRANCE
 will@univ-grenoble-alpes.fr