

Connectivity in Random Annulus Graphs and the Geometric Block Model

Sainyam Galhotra Arya Mazumdar Soumyabrata Pal Barna Saha *

April 16, 2018

Abstract

Random geometric graphs are the simplest, and perhaps the earliest possible random graph model of spatial networks, introduced by Gilbert in 1961. In the most basic setting, a random geometric graph $G(n, r)$ has n vertices. Each vertex of the graph is assigned a real number in $[0, 1]$ randomly and uniformly. There is an edge between two vertices if the corresponding two random numbers differ by at most r (to mitigate the boundary effect, let us consider the Lee distance here, $d_L(u, v) = \min\{|u - v|, 1 - |u - v|\}$). It is well-known that the connectivity threshold regime for random geometric graphs is at $r \approx \frac{\log n}{n}$. In particular, if $r = \frac{a \log n}{n}$, then a random geometric graph is connected with high probability if and only if $a > 1$. Consider $G(n, \frac{(1+\epsilon) \log n}{n})$ for any $\epsilon > 0$ to satisfy the connectivity requirement and delete half of its edges which have distance at most $\frac{\log n}{2n}$. It is natural to believe that the resultant graph will be disconnected. Surprisingly, we show that the graph still remains connected!

Formally, generalizing random geometric graphs, we define a random annulus graph $G(n, [r_1, r_2])$, $r_1 < r_2$ with n vertices. Each vertex of the graph is assigned a real number in $[0, 1]$ randomly and uniformly as before. There is an edge between two vertices if the Lee distance between the corresponding two random numbers is between r_1 and r_2 , $0 < r_1 < r_2$. Let us assume $r_1 = \frac{b \log n}{n}$, and $r_2 = \frac{a \log n}{n}$, $0 < b < a$. We show that this graph is connected with high probability if and only if $a - b > \frac{1}{2}$ and $a > 1$. That is $G(n, [0, \frac{0.99 \log n}{n}])$ is not connected but $G(n, [\frac{0.50 \log n}{n}, \frac{1+\epsilon \log n}{n}])$ is.

This result is then used in finding the recovery threshold of *geometric block model*, a random graph based model for real-world communities defined based on geometric random graphs analogous to the popular stochastic block model. Geometric block model is a basic random graph model for spatial communities, and as shown in an earlier work, is a better model than the stochastic block model for a variety of different community detection problems, especially as it captures correlated edge formulation. In a geometric block model with two equally sized communities, each community is represented by $G(n, r_s)$ whereas the inter-cluster edges are formed according to $G(n, r_d)$, $r_s > r_d$. In the regime, where $r_s, r_d = \Theta(\frac{\log n}{n})$, we study the necessary and sufficient conditions (on r_s, r_d) for recovery of the two parts exactly from the graph. To show the sufficiency, we provide an efficient algorithm for recovery of the partition, a significant improvement on previously available results. The analysis of the algorithm crucially uses aforementioned curious threshold phenomenon of random annulus graphs. The necessary condition that we provide is also the first nontrivial lower bound on this problem.

*College of Information and Computer Sciences, University of Massachusetts Amherst, Amherst, MA 01003, {sainyam, arya, spal, barna}@cs.umass.edu. This research is supported by NSF awards CCF 1642550, CCF 1464310 and CAREER awards 1642658 and 1652303.

1 Introduction

Models of random graphs are ubiquitous with Erdős-Rényi graphs (Erdős and Rényi, 1959; Gilbert, 1959) at the forefront. Studies of the properties of random graphs had led to many fundamental theoretical observations as well as many engineering applications. The introduction of random geometric graphs (RGG) shortly follows that of Erdős-Rényi graphs (Gilbert, 1961), and they constitute the first and simplest model of spatial networks. The one-dimensional RGG $G(n, r)$, $n \in \mathbb{Z}_+$, $r \in (0, 1]$ is defined in the following way. It is a graph with n vertices. Each vertex u is assigned a random number X_u selected randomly and uniformly from $[0, 1]$. Two vertices u and v are connected by an edge, if and only if $d_L(X_u, X_v) \equiv \min\{|X_u - X_v|, 1 - |X_u - X_v|\} \leq r$. This model can straightforwardly be extended to higher dimensional case, where vertices are assigned random (possible non-uniform) points from some closed compact subset of the Euclidean space and then two vertices will have an edge between them if the inner product between the corresponding vectors is higher than some prescribed value. Random geometric graphs have several desirable properties that model real human social networks, such as vertices with high modularity and the degree associativity property (high degree nodes tend to connect). This has led RGGs to be used as models of disease outbreak in social network (Eubank et al., 2004) and flow of opinions (Zhang et al., 2014). RGGs are also a popular model for wireless (ad-hoc) communication networks (Dettmann and Georgiou, 2016; Haenggi et al., 2009). Recent works on RGGs also include hypothesis testing between an Erdős-Rényi graph and a random geometric graph (Bubeck et al., 2016).

Threshold properties of random graphs (especially Erdős-Rényi graphs) have been at the center of much theoretical interest, and in particular it is known that many graph properties exhibit sharp phase transition phenomena (Friedgut and Kalai, 1996). Random geometric graphs also exhibit similar threshold properties; in particular, the connectivity threshold for RGGs is known to be at $r = \frac{\log n}{n}$ for the one-dimensional model defined above (Penrose, 2003).

Consider the random geometric graph $G(n, r)$ defined above with $r = \frac{a \log n}{n}$ ¹. The threshold property says that $G(n, r)$ is connected with high probability if and only if $a > 1^2$. Now let us consider a variant of $G(n, \frac{\log n}{n})$, where instead of two points u, v having edges when $d_L(X_u, X_v) / \frac{\log n}{n} \leq 1$, two points will have an edge between them if and only if $\delta \leq d_L(X_u, X_v) / \frac{\log n}{n} \leq 1, \delta > 0$. Clearly this graph has less edges than $G(n, \frac{\log n}{n})$. Is this graph still connected? Surprisingly, we show that the above modified graph remains connected as long as $\delta \leq 0.5$. Note that, on the other hand, $G(n, \frac{(1-\delta) \log n}{n})$ is not connected for any $\delta > 0$.

To formalize this point, let us define a mild generalization of RGG, called the random annulus graph (RAG). Given two numbers $0 \leq r_1 \leq r_2 \leq 1$, the random annulus graph $\text{RAG}(n, [r_1, r_2])$ is a random graph with n vertices. Each vertex u is assigned a random number X_u selected randomly and uniformly from $[0, 1]$. Two vertices u and v are connected by an edge, if and only if $r_1 \leq d_L(X_u, X_v) \leq r_2$. Therefore, for $r_1 = 0$, random annulus graph $\text{RAG}(n, [0, r_2])$ is simply the random geometric graph $G(n, r_2)$. Random annulus graphs have been previously mentioned in (Dettmann and Georgiou, 2016). The interval $[r_1, r_2]$ is called the connectivity interval in RAG.

Now consider an $\text{RAG}(n, [r_1, r_2])$ when $r_1 = \frac{b \log n}{n}$ and $r_2 = \frac{a \log n}{n}$. We show that when $b > 0$,

¹The base of the logarithm is e unless otherwise mentioned.

²That is, $G(n, \frac{1+\epsilon \log n}{n})$ is connected for any $\epsilon > 0$. We will ignore this ϵ and just mention connectivity threshold as $\frac{\log n}{n}$.

the random annulus graph $\text{RAG}(n, [\frac{b \log n}{n}, \frac{a \log n}{n}])$ is connected with high probability if and only if $a - b > 0.5$ and $a > 1$. This means the graphs $\text{RAG}(n, [0, \frac{0.99 \log n}{n}])$ and $\text{RAG}(n, [\frac{0.49 \log n}{n}, \frac{0.99 \log n}{n}])$ are not connected with high probability, whereas $\text{RAG}(n, [\frac{0.50 \log n}{n}, \frac{\log n}{n}])$ is connected. Note that, since we are using the Lee distance (or geodesic distance), this fact cannot be intuitively justified by boundary effects. For a depiction of the connectivity regime for the random annulus graph $G(n, [\frac{b \log n}{n}, \frac{a \log n}{n}])$ see Figure 1.

Can we explain this seemingly curious shift in connectivity interval, when one goes from $b = 0$ to $b > 0$? Compare the $\text{RAG}(n, [\frac{0.50 \log n}{n}, \frac{\log n}{n}])$ with the $\text{RAG}(n, [0, \frac{\log n}{n}])$. The former one can be thought of being obtained by deleting all the ‘short-distance’ edges from the later. It turns out the ‘long-distance’ edges are sufficient to maintain connectivity, because they can connect points over multiple hops in the graph. This intriguing observation of *long edge phenomenon* in random geometric graphs is one of the major contributions of this paper.

We are motivated to study the threshold phenomena of random annulus graphs, because it appears naturally in the analysis of the geometric block model (GBM) (Galhotra et al., 2018). The geometric block model is a probabilistic generative model of communities in a variety of networks and is a spatial analogue to the popular stochastic block model (SBM) (Holland et al., 1983; Dyer and Frieze, 1989; Decelle et al., 2011; Abbe and Sandon, 2015; Abbe et al., 2016; Hajek et al., 2015; Chin et al., 2015; Mossel et al., 2015; Agarwal et al., 2017). The SBM generalizes the Erdős-Rényi graphs in the following way. Consider a graph $G(V, E)$, where $V = V_1 \sqcup V_2 \sqcup \dots \sqcup V_k$ is a disjoint union of k clusters denoted by V_1, \dots, V_k . The edges of the graph are drawn randomly: there is an edge between $u \in V_i$ and $v \in V_j$ with probability $q_{i,j}, 1 \leq i, j \leq k$. Given the adjacency matrix of such a graph, the task is to find exactly (or approximately) the partition $V_1 \sqcup V_2 \sqcup \dots \sqcup V_k$ of V .

This model has been incredibly popular both in theoretical and practical domains of community detection. Recent theoretical works focus on characterizing sharp threshold of recovering the partition in the SBM. For example, when there are only two communities of exactly equal sizes, and the inter-cluster edge probability is $\frac{b \log n}{n}$ and intra-cluster edge probability is $\frac{a \log n}{n}$, it is known that exact recovery is possible if and only if $\sqrt{a} - \sqrt{b} > \sqrt{2}$ (Abbe et al., 2016; Mossel et al., 2015). The regime of the probabilities being $\Theta(\frac{\log n}{n})$ has been put forward as one of most interesting ones, because in an Erdős-Rényi random graph, this is the threshold for graph connectivity (Bollobás, 1998). Note that the results are not only of theoretical interest, many real-world networks exhibit a “sparsely connected” community feature (Leskovec et al., 2008), and any efficient recovery algorithm for sparse SBM has many potential applications.

While SBM is a popular model (because of its apparent simplicity), there are many aspects of real social networks, such as “transitivity rule” (‘friends having common friends’) inherent to many social

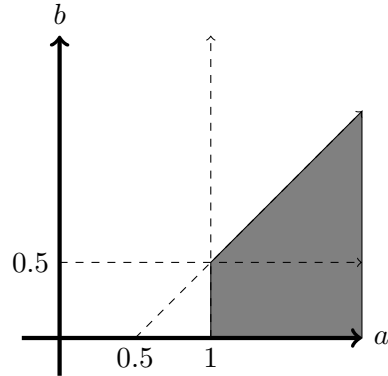


Figure 1: The shaded area in the a - b plot shows the regime where an $\text{RAG} G(n, [\frac{b \log n}{n}, \frac{a \log n}{n}])$ is connected with high probability.

and other community structures, are not accounted for in SBM. To circumvent this, in a previous work, we proposed a random graph community detection model analogous to the stochastic block model, that we call the *geometric block model* (GBM) (Galhotra et al., 2018). The GBM depends on the basic definition of the random geometric graph in the same way the SBM depends on Erdős-Rényi graphs. The two-cluster GBM with vertex set $V = V_1 \sqcup V_2$, $V_1 = V_2$ is a random graph defined in the following way. Suppose, $0 \leq r_d < r_s \leq 1$ be two real numbers. For each vertex $u \in V$ randomly and independently choose a number $X_u \in [0, 1]$ according to uniform distribution. There will be an edge between u, v if and only if,

$$\begin{aligned} d_L(X_u, X_v) &\leq r_s \text{ when } u, v \in V_1 \text{ or } u, v \in V_2 \\ d_L(X_u, X_v) &\leq r_d \text{ when } u \in V_1, v \in V_2 \text{ or } u \in V_2, v \in V_1. \end{aligned}$$

Let us denote this random graph as $\text{GBM}(r_s, r_d)$. Given this graph $\text{GBM}(r_s, r_d)$, the main problem of community detection is to find the parts V_1 and V_2 .

It has been shown in (Galhotra et al., 2018) that GBM accurately represents (more so than SBM) many real world networks such as Amazon product metadata or DBLP citation and collaboration networks. A simple motif-counting algorithm was also provided in (Galhotra et al., 2018), that provably works well in the sparse regime of $r_s, r_d \sim \frac{\log n}{n}$ and real sparse networks. In contrast, the simple motif counting can easily be seen to perform badly in SBM, giving some further validation of GBM in real networks, where such algorithms are often very effective.

Motivated by SBM literature, we here also look at GBM in the connectivity regime, i.e., when $r_s = \frac{a \log n}{n}, r_d = \frac{b \log n}{n}$. Our first contribution in this part is to provide a lower bound that shows that it is impossible to recover the parts from $\text{GBM}(\frac{a \log n}{n}, \frac{b \log n}{n})$ when $a - b < 1/2$. We also provide a simple, intuitive, and efficient triangle-counting algorithm that leads to significant improvement over the algorithm proposed in (Galhotra et al., 2018). The algorithm simply counts the number of common neighbors for each pair in the GBM connected by an edge, and deletes some edges when the number of common neighbors is below some threshold. In the next step of the algorithm we just find connected components in the redacted graph. The relation between a and b that defines a sufficient condition of recovery in $\text{GBM}(\frac{a \log n}{n}, \frac{b \log n}{n})$ has been derived as one of the main results of this paper (see, Theorem 2).

To analyze the algorithm proposed, we need to crucially use the results obtained for the connectivity of random annulus graphs. Indeed, we need to go beyond the scenario for RAG when the connectivity interval can be disjoint, such as $\text{RAG}(n, [0, r_1] \cup [r_2, r_3])$ where $0 < r_1 < r_2 < r_3 \leq 1$.

It is possible to generalize the GBM to include different distributions, different metric spaces, multiple parts and higher dimensions. It is also possible to construct other type of spatial block models such as the one very recently being put forward in (Sankararaman and Baccelli, 2018) which rely on the random dot product graphs (Young and Scheinerman, 2007). In (Sankararaman and Baccelli, 2018), edges are drawn between vertices randomly and independently as a function of the distance between the corresponding vertex random variables. In contrast, in GBM edges are drawn deterministically given the vertex random variables, and edges are dependent unconditionally. (Sankararaman and Baccelli, 2018) also considers the recovery scenario where in addition to the graph, values of the vertex random variables are provided. In GBM, we only observe the graph. In particular, it will be later clear from our derivations that if we are given the corresponding random variables (locations) to the variables in addition to the graph, then recovery of the partitions in $\text{GBM}(\frac{a \log n}{n}, \frac{b \log n}{n})$

is possible if and only if $a - b > 0.5, a > 1$.

The paper is organized as follows. In Section 2, we provide the main results of the paper formally. In Section 3, the sharp connectivity phase transition results for random annulus graphs are proven. In Section 4, a lower bound for the geometric block model as well as the main recovery algorithm and its analysis are presented.

2 Notations and Main Results

We start this section by formally defining the random geometric graphs.

Definition 1. A random geometric graph $\text{RGG}(n, r)$ on n vertices has parameters n , and a real number $r \in [0, 1]$. It is defined by assigning a number $X_i \in \mathbb{R}$ to vertex $i, 1 \leq i, n$, where $X_i, 1 \leq i \leq n$ are independent and identical random variables uniformly distributed in $[0, 1]$. There will be an edge between vertices i and $j, i \neq j$, if and only if $d_L(X_i, X_j) \equiv \min\{|X_i - X_j|, 1 - |X_i - X_j|\} \leq r$.

One can think of the random variables $X_i, 1 \leq i \leq n$, to be uniformly distributed on the perimeter of a circle with radius $\frac{1}{2\pi}$ and the distance $d_L(\cdot, \cdot)$ to be the geodesic distance. It will be helpful to consider vertices as just random points on $[0, 1]$. Note that every point has a natural left direction (if we think of them as points on a circle then this is the counterclockwise direction) and a right direction. As a shorthand, for any two vertices u, v , let $d(u, v)$ denote $d_L(X_u, X_v)$ where X_u, X_v are corresponding random values to the vertices respectively. We can extend this notion to denote the distance $d(u, v)$ between a vertex u (or the embedding of that vertex in $[0, 1]$) and a point $v \in [0, 1]$ naturally.

We define the random annulus graph, a mild generalization of the random geometric graphs.

Definition 2. A random annulus graph $\text{RAG}(n, [r_1, r_2])$ on n vertices has parameters n , and a pair of real numbers $r_1, r_2 \in [0, 1], r_1 \leq r_2$. It is defined by assigning a number $X_i \in \mathbb{R}$ to vertex $i, 1 \leq i \leq n$, where X_i s are independent and identical random variables uniformly distributed in $[0, 1]$. There will be an edge between vertices i and $j, i \neq j$, if and only if $r_1 \leq d_L(X_i, X_j) \leq r_2$.

Our main result regarding random annulus graphs is given in the following theorem. The base of the logarithm is e here and everywhere else in the paper unless otherwise mentioned.

Theorem 1 (Connectivity threshold of random annulus graphs). *The $\text{RAG}(n, [\frac{b \log n}{n}, \frac{a \log n}{n}])$ is connected with probability $1 - o(1)$ if $a > 1$ and $a - b > 0.5$. On the other hand, the $\text{RAG}(n, [\frac{b \log n}{n}, \frac{a \log n}{n}])$ is not connected with probability $1 - o(1)$ if $a < 1$ or $a - b < 0.5$.*

The regime of connectivity is depicted in Fig. 1. For the special case of $b = 0$, the result was known (Muthukrishnan and Pandurangan, 2005; Penrose, 2003). However, note that the case of $b > 0$ is neither a straightforward generalization (i.e., the connectivity region is not defined by $a - b = 1$) nor intuitive.

As a corollary of Theorem 1, we are able to show connectivity regimes for more complicated models such as the one derived in Corollaries 1 and 2. These are useful in analyzing the recovery algorithm for the geometric block model that we define next.

Definition 3. Given $V = V_1 \sqcup V_2, |V_1| = |V_2| = \frac{n}{2}$, choose a random variable X_u uniformly distributed in $[0, 1]$ for all $u \in V$. The geometric block model $\text{GBM}(r_s, r_d)$ with parameters $r_s > r_d$ is a random graph where an edge exists between vertices u and v if and only if,

$$\begin{aligned} d_L(X_u, X_v) &\leq r_s \text{ when } u, v \in V_1 \text{ or } u, v \in V_2 \\ d_L(X_u, X_v) &\leq r_d \text{ when } u \in V_1, v \in V_2 \text{ or } u \in V_2, v \in V_1. \end{aligned}$$

Given a geometric random graph our main objective is to recover the partition (i.e., V_1 and V_2). As a consequence of the connectivity lower bound on RAG, we are able to show that recovery of the partition is not possible with high probability in $\text{GBM}(\frac{a \log n}{n}, \frac{b \log n}{n})$ whenever $a - b < 0.5$ or $a < 1$ (see, Theorem 5). Another consequence of the random annulus graph results is that we show that if in addition to a GBM graph, all the locations of the vertices are also provided, then recovery is possible if and only if $a - b > 0.5$ or $a > 1$ (formal statement in Theorem 6).

Coming back to the actual recovery problem, our main contribution for GBM is to provide a simple efficient triangle counting algorithm that performs well in the sparse regime (see, Algorithm 1). The algorithm goes over all the edges of the graph and counts the number of common neighbors for each pair of vertices in the graph. Based on this count, the algorithm then deletes some of the edges. The next and final step is to compute connected components in the remaining graph. If the redacted graph has exactly two components, then the algorithm returns them as the two clusters. The main result here can be summarized as below.

Theorem 2 (Recovery algorithm for GBM). *Suppose we have the graph $G(V, E)$ generated according to $\text{GBM}(r_s \equiv \frac{a \log n}{n}, r_d \equiv \frac{b \log n}{n}), a \geq 2b$. Define,*

$$\begin{aligned} t_1 &= \min\{t : (2b + t) \log \frac{2b + t}{2b} - t > 1\} \\ t_2 &= \min\{t : (2b - t) \log \frac{2b - t}{2b} + t > 1\} \\ \theta_1 &= \max\{\theta : \frac{1}{2} \left((4b + 2t_1) \log \frac{4b + 2t_1}{2a - \theta} + 2a - \theta - 4b - 2t_1 \right) > 1 \text{ and } 0 \leq \theta \leq 2a - 4b - 2t_1\} \\ \theta_2 &= \min\{\theta : \frac{1}{2} \left((4b - 2t_2) \log \frac{4b - 2t_2}{2a - \theta} + 2a - \theta - 4b + 2t_2 \right) > 1 \text{ and } a \geq \theta \geq \max\{2b, 2a - 4b + 2t_2\}\}. \end{aligned}$$

Then there exists an efficient algorithm which will recover the correct partition in the GBM with probability $1 - o(1)$ if $a - \theta_2 + \theta_1 > 2$ OR $a - \theta_2 > 1, a > 2$.

Some example of the parameters when the proposed algorithm (Algorithm 1) can successfully recover is given in Table 1.

b	0.01	1	2	3	4	5	6	7
Minimum value of a	3.18	8.96	12.63	15.9	18.98	21.93	24.78	27.57

Table 1: Minimum value of a , given b for which Algorithm 1 resolves clusters correctly in $\text{GBM}(\frac{a \log n}{n}, \frac{b \log n}{n})$.

The theorem relies on the concentrations of count of common neighbors (or other motifs) for pairs of vertices that are in the same cluster, versus the pairs that are in different clusters. It also crucially

relies on Corollary 1 for the final result. If instead of Corollary 1, the result of Corollary 2 is used, then the results of this theorem can be slightly improved, but we omit that statement for clarity (and relative obviousness).

3 Random Annulus Graphs

In this section we prove Theorem 1. Towards this proof we show the sufficient condition first and delegate the necessary condition at the end of this section.

3.1 Sufficient condition for connectivity of RAG

Theorem 3. *The random annulus graph $\text{RAG}(n, [\frac{b \log n}{n}, \frac{a \log n}{n}])$ is connected with probability $1 - o(1)$ if $a > 1$ and $a - b > 0.5$.*

To prove this theorem we use two main technical lemmas that show two different events happen with high probability simultaneously.

Lemma 1. *A set of vertices $\mathcal{C} \subseteq V$ is called a cover of $[0, 1]$, if for any point y in $[0, 1]$ there exists a vertex $v \in \mathcal{C}$ such that $d(v, y) \leq \frac{a \log n}{2n}$. A $\text{RAG}(n, [\frac{b \log n}{n}, \frac{a \log n}{n}])$ is a union of cycles such that every cycle forms a cover of $[0, 1]$ (see Figure 2) as long as $a - b > 0.5$ and $a > 1$ with probability $1 - o(1)$.*

We consider this lemma to be a main technical contribution for this paper and a large part of this section is dedicated to the proof. This lemma also shows effectively the fact that ‘long-edges’ are able to connect vertices over multiple hops. Note that, the statement of Lemma 1 would be easier to prove if the condition were $a - b > 1$. In that case what we prove is that every vertex has neighbors (in the RAG) on both of the left and right directions. To see this for each vertex u , assign two indicator $\{0, 1\}$ -random variables A_u^l and A_u^r , with $A_u^l = 1$ if and only if there is no node x to the left of node u such that $d(u, x) \in [\frac{b \log n}{n}, \frac{a \log n}{n}]$. Similarly, let $A_u^r = 1$ if and only if there is no node x to the right of node u such that $d(u, x) \in [\frac{b \log n}{n}, \frac{a \log n}{n}]$. Now define $A = \sum_u (A_u^l + A_u^r)$. We have,

$$\Pr(A_u^l) = \Pr(A_u^r) = (1 - \frac{(a - b) \log n}{n})^{n-1},$$

and,

$$\mathbb{E}[A] = 2n(1 - \frac{(a - b) \log n}{n})^{n-1} \leq 2n^{1-(a-b)}.$$

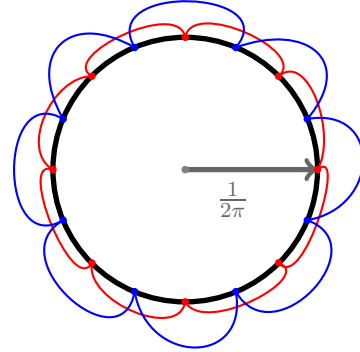


Figure 2: Each vertex having two neighbors on either direction implies the graph is a union of cycles. The cycles can be interleaving in $[0, 1]$.

If $a - b > 1$ then $\mathbb{E}[A] = o(1)$ which implies, by invoking Markov inequality, that with high probability every node will have neighbors (connected by an edge in the RAG) on either side. This results in the interesting conclusion that every vertex will lie in cycle that covers $[0, 1]$. This is true for every vertex, hence the graph is simply a union of cycles each of which is a cover of $[0, 1]$. The main technical challenge is to show that this conclusion remains valid even when $a - b > 0.5$, which is proved after we describe the other components of the result in this section.

Lemma 2. *Set two real numbers $k \equiv \lceil b/(a - b) \rceil + 1$ and $\epsilon < \frac{1}{2k}$. In an $\text{RAG}(n, [\frac{b \log n}{n}, \frac{a \log n}{n}])$, $0 < b < a$, with probability $1 - o(1)$ there exists a vertex u_0 and k nodes $\{u_1, u_2, \dots, u_k\}$ to the right of u_0 such that $d(u_0, u_i) \in [\frac{(i(a-b)-2i\epsilon) \log n}{n}, \frac{(i(a-b)-(2i-1)\epsilon) \log n}{n}]$ and k nodes $\{v_1, v_2, \dots, v_k\}$ to the right of u_0 such that $d(u_0, v_i) \in [\frac{((i(a-b)+b-(2i-1)\epsilon) \log n)}{n}, \frac{(i(a-b)+b-(2i-2)\epsilon) \log n}{n}]$, for $i = 1, 2, \dots, k$. The arrangement of the vertices is shown in Figure 3.*

With the help of these two lemmas, we are in a position to prove Theorem 3. The proof of the two lemmas are given immediately after the proof of the theorem.

Proof of Theorem 3. We have shown that the two events mentioned in Lemmas 1 and 2 happen with high probability. Therefore they simultaneously happen under the condition $a > 1$ and $a - b > 0.5$. Now we will show that these events together imply that the graph is connected. To see this, consider the vertices $u_0, \{u_1, u_2, \dots, u_k\}$ and $\{v_1, v_2, \dots, v_k\}$ that satisfy the conditions of Lemma 2. We can observe that each vertex v_i has an edge with u_i and u_{i-1} , $i = 1, \dots, k$. This is because (see Figure 3 for a depiction)

$$d(u_i, v_i) \geq \frac{((i(a-b) + b - (2i-1)\epsilon) \log n)}{n} - \frac{i(a-b) - (2i-1)\epsilon \log n}{n} = \frac{b \log n}{n} \quad \text{and}$$

$$d(u_i, v_i) \leq \frac{i(a-b) + b - (2i-2)\epsilon \log n}{n} - \frac{(i(a-b) - 2i\epsilon) \log n}{n} = \frac{(b + 2\epsilon) \log n}{n}.$$

Similarly,

$$\begin{aligned} d(u_{i-1}, v_i) &\geq \frac{((i(a-b) + b - (2i-1)\epsilon) \log n)}{n} - \frac{(i-1)(a-b) - (2i-3)\epsilon \log n}{n} \\ &= \frac{(a - 2\epsilon) \log n}{n} \quad \text{and} \end{aligned}$$

$$d(u_{i-1}, v_i) \leq \frac{i(a-b) + b - (2i-2)\epsilon \log n}{n} - \frac{((i-1)(a-b) - 2(i-1)\epsilon) \log n}{n} = \frac{a \log n}{n}.$$

This implies that u_0 is connected to u_i and v_i for all $i = 1, \dots, k$. The first event implies that the connected components are cycles spanning the entire line $[0, 1]$. Now consider two such disconnected components, one of which consists of the nodes $u_0, \{u_1, u_2, \dots, u_k\}$ and $\{v_1, v_2, \dots, v_k\}$. There must exist a node t in the other component (cycle) such that t is on the right of u_0 and $d(u_0, t) \equiv \frac{x \log n}{n} \leq \frac{a \log n}{n}$. If $x \leq b$, $\exists i \mid i \leq k$ and $i(a-b) + b - a - (2i-2)\epsilon \leq x \leq i(a-b) - (2i-1)\epsilon$ (see Figure 4). When $x \leq b$, we can calculate the distance between t and v_i as

$$d(t, v_i) \geq \frac{(i(a-b) + b - (2i-1)\epsilon) \log n}{n} - \frac{(i(a-b) - (2i-1)\epsilon) \log n}{n} = \frac{b \log n}{n}$$

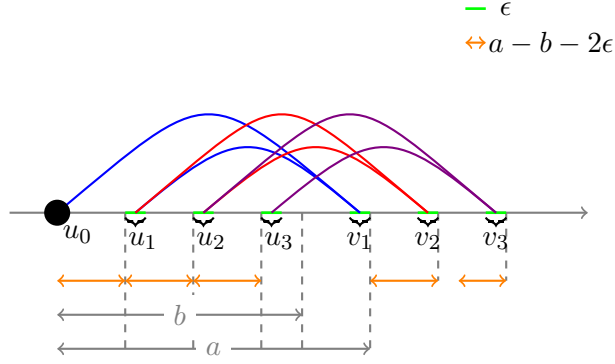


Figure 3: The location of u_i and v_i relative to u scaled by $\frac{\log n}{n}$ in Lemma 2. Edges stemming put of v_1, v_2, v_3 are shown as blue, red and violet respectively.

and

$$d(t, v_i) \leq \frac{(i(a-b) + b - (2i-2)\epsilon) \log n}{n} - \frac{((i-1)(a-b) + b - a - (2i-2)\epsilon) \log n}{n} = \frac{a \log n}{n}.$$

Therefore t is connected to v_i when $x \leq b$. If $x > b$ then t is already connected to u_0 . Therefore the two components (cycles) in question are connected. This is true for all cycles and hence there is only a single component in the entire graph. Indeed, if we consider the cycles to be disjoint super-nodes, then we have shown that there must be a star configuration. \square

We will now provide the proof of Lemma 2.

Proof of Lemma 2. Recall that we want to show that there exists a node u_0 and k nodes $\{u_1, u_2, \dots, u_k\}$ to the right of u_0 such that $d(u_0, u_i) \in [\frac{(i(a-b)-2i\epsilon) \log n}{n}, \frac{(i(a-b)-(2i-1)\epsilon) \log n}{n}]$ and exactly k nodes $\{v_1, v_2, \dots, v_k\}$ to the right of u_0 such that $d(u_0, v_i) \in [\frac{(i(a-b)+b-(2i-1)\epsilon) \log n}{n}, \frac{(i(a-b)+b-(2i-2)\epsilon) \log n}{n}]$, for $i = 1, 2, \dots, k$ and ϵ is a constant less than $\frac{1}{2k}$ (see Figure 3 for a depiction). Let A_u be an indicator $\{0, 1\}$ -random variable for every node u which is 1 if u satisfies the above conditions and 0 otherwise. We will show $\sum_u A_u \geq 1$ with high probability.

We have,

$$\begin{aligned} \Pr(A_u = 1) &= n(n-1) \dots (n-(2k-1)) \left(\frac{\epsilon \log n}{n}\right)^{2k} \left(1 - 2k\epsilon \frac{\log n}{n}\right)^{n-2k} \\ &= c_0 n^{-2k\epsilon} (\epsilon \log n)^{2k} \prod_{i=0}^{2k-1} (1 - i/n) \\ &= c_1 n^{-2k\epsilon} (\epsilon \log n)^{2k} \end{aligned}$$

where c_0, c_1 are just absolute constants independent of n (recall k is a constant). Hence,

$$\sum_u \mathbb{E} A_u = c_1 n^{1-2k\epsilon} (\epsilon \log n)^{2k} \geq 1$$

as long as $\epsilon \leq \frac{1}{2k}$. Now, in order to prove $\sum_u A_u \geq 1$ with high probability, we will show that the variance of $\sum_u A_u$ is bounded from above. This calculation is very similar to the one in the proof of Theorem 4. Recall that if $A = \sum_u A_u$ is a sum of indicator random variables, we must have

$$\text{Var}(A) \leq \mathbb{E}[A] + \sum_{u \neq v} \text{Cov}(A_u, A_v) = \mathbb{E}[A] + \sum_{u \neq v} \Pr(A_u = 1 \cap A_v = 1) - \Pr(A_u = 1) \Pr(A_v = 1).$$

Now first consider the case when vertices u and v are at a distance of at least $\frac{2(a+b)\log n}{n}$ apart (happens with probability $1 - \frac{4(a+b)\log n}{n}$). Then the region in $[0, 1]$ that is within distance $\frac{(a+b)\log n}{n}$ from both u and v is the empty-set. In this case, $\Pr(A_u = 1 \cap A_v = 1) = n(n-1) \dots (n-(4k-1)) \left(\frac{\epsilon \log n}{n}\right)^{4k} \left(1 - 4k\epsilon \frac{\log n}{n}\right)^{n-4k} = c_2 n^{-4k\epsilon} (\epsilon \log n)^{4k}$, where c_2 is a constant.

In all other cases, $\Pr(A_u = 1 \cap A_v = 1) \leq \Pr(A_u = 1)$. Therefore,

$$\Pr(A_u = 1 \cap A_v = 1) = \left(1 - \frac{4(a+b)\log n}{n}\right) c_2 n^{-4k\epsilon} (\epsilon \log n)^{4k} + \frac{4(a+b)\log n}{n} c_1 n^{-2k\epsilon} (\epsilon \log n)^{2k}$$

and

$$\begin{aligned} \text{Var}(A) &\leq c_1 n^{1-2k\epsilon} (\epsilon \log n)^{2k} + \binom{n}{2} \left(\Pr(A_u = 1 \cap A_v = 1) - \Pr(A_u = 1) \Pr(A_v = 1) \right) \\ &\leq c_1 n^{1-2k\epsilon} (\epsilon \log n)^{2k} + c_3 n^{1-2k\epsilon} (\log n)^{2k+1} \\ &\leq c_4 n^{1-2k\epsilon} (\log n)^{2k+1} \end{aligned}$$

where c_3, c_4 are constants. Again invoking Chebyshev's inequality, with probability at least $1 - \frac{1}{\log n}$

$$A > c_1 n^{1-2k\epsilon} (\epsilon \log n)^{2k} - \sqrt{c_4 n^{1-2k\epsilon} (\log n)^{2k+2}}.$$

□

It remains to prove Lemma 1.

Proof of Lemma 1. The proof of this lemma is somewhat easily explained if we consider a weaker result (a stronger condition) with $a - b > 2/3$. Let us first briefly describe this case.

Consider a node u and assume without loss of generality that the position of u is 0 (i.e. $X_u = 0$). Associate four indicator $\{0, 1\}$ -random variables $A_u^i, i = 1, 2, 3, 4$ which take the value of 1 if and only if there does not exist any node x such that

1. $d(u, x) \in [b\frac{\log n}{n}, a\frac{\log n}{n}] \cup [0, \frac{a-b}{2}\frac{\log n}{n}]$ for $i = 1$
2. $d(u, x) \in [b\frac{\log n}{n}, a\frac{\log n}{n}] \cup [-b\frac{\log n}{n}, -\frac{a-b}{2}\frac{\log n}{n}]$ for $i = 2$
3. $d(u, x) \in [-b\frac{\log n}{n}, -a\frac{\log n}{n}] \cup [-\frac{a+b}{2}\frac{\log n}{n}, 0]$ for $i = 3$
4. $d(u, x) \in [-b\frac{\log n}{n}, -a\frac{\log n}{n}] \cup [b\frac{\log n}{n}, \frac{a+b}{2}\frac{\log n}{n}]$ for $i = 4$.

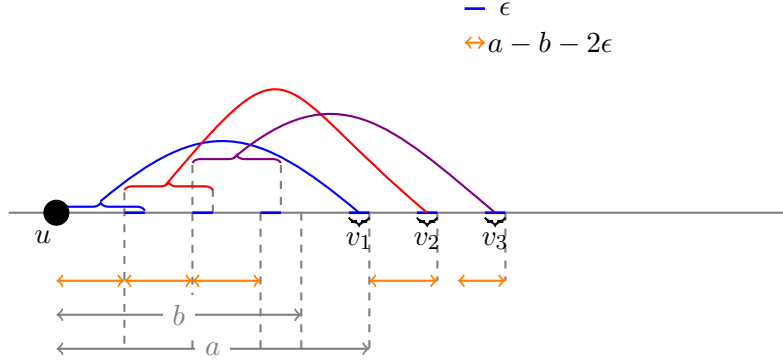


Figure 4: The line segments where v_1, v_2, v_3 can have neighbors (scaled by $\frac{\log n}{n}$) in the proof of Theorem 3. The point t has to lie in one of these regions.

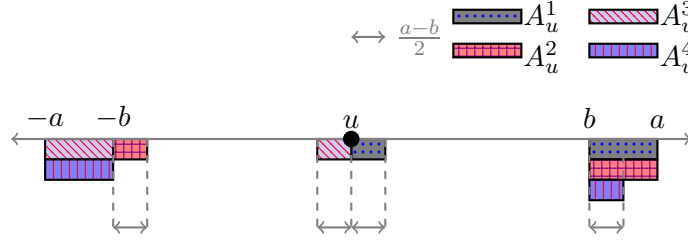


Figure 5: Representation of four different random variables for Lemma 1.

The intervals representing these random variables are shown in Figure 5.

Notice that $\Pr(A_u^i = 1) = \max\left\{\left(1 - 1.5(a - b)\frac{\log n}{n}\right)^{n-1}, \left(1 - a\frac{\log n}{n}\right)^{n-1}\right\}$ and therefore $\sum_{i,u} \mathbb{E}A_u^i \approx 4 \max\{n^{1-1.5(a-b)}, n^{1-a}\}$. This means that for $a - b \geq 0.67$ and $a \geq 1$, $\sum_{i,u} \mathbb{E}A_u^i = o(1)$. Hence there exist vertices in all the regions described above for every node u with high probability.

Now, A_u^1 and A_u^2 being zero implies that either there is a vertex in $[b\frac{\log n}{n}, a\frac{\log n}{n}]$ or there exists two vertices v_1, v_2 in $[0, \frac{a-b}{2}\frac{\log n}{n}]$ and $[-b\frac{\log n}{n}, -\frac{a-b}{2}\frac{\log n}{n}]$ respectively (see, Figure 5). In the second case, u is connected to v_2 and v_2 is connected to v_1 . Therefore u has nodes on left (v_2) and right (v_1) and u is connected to both of them through one hop in the graph.

Similarly, A_u^3 and A_u^4 being zero implies that either there exists a vertex in $[-b\frac{\log n}{n}, -a\frac{\log n}{n}]$ or again u will have vertices on left and right and will be connected to them. So, when all the four $A_u^i, i = 1, 2, 3, 4$ are zero together, the only exceptional case is when there are nodes in $[b\frac{\log n}{n}, a\frac{\log n}{n}]$ and $[-b\frac{\log n}{n}, -a\frac{\log n}{n}]$. But in that case u has direct neighbors on both its left and right. We can conclude that every vertex u is connected to a vertex v on its right and a vertex w on its left such that $d(u, v) \in [0, a\frac{\log n}{n}]$ and $d(u, w) \in [-a\frac{\log n}{n}, 0]$; therefore every vertex is part of a cycle that covers $[0, 1]$.

We can now extend this proof to the case when $a - b > 0.5$.

Let c be large number to be chosen specifically later. Consider a node u and assume that the

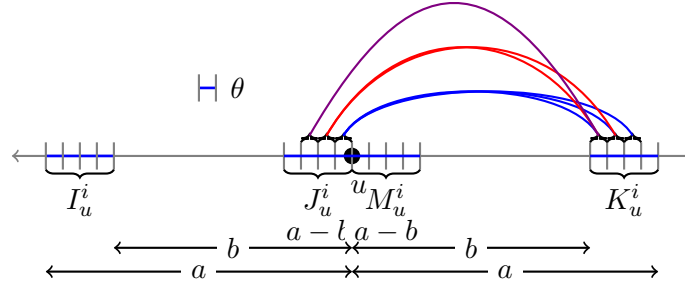


Figure 6: Pictorial representation of $I_u^i, J_u^i, K_u^i, M_u^i$ and their connectivity as described in Lemma 1. The colored lines show the regions that are connected to each other.

position of u is 0. Now consider the three different regions (as defined below) u each divided into $L \equiv 2^c$ patches (intervals) of size $\theta = \frac{a-b}{2^c}$ in the following way:

1. $I_u^i = [\frac{(-a+(i-1)\theta) \log n}{n}, \frac{(-a+i\theta) \log n}{n}]$
2. $J_u^i = [\frac{(-(a-b)+(i-1)\theta) \log n}{n}, \frac{(-(a-b)+i\theta) \log n}{n}]$
3. $K_u^i = [\frac{(b+(i-1)\theta) \log n}{n}, \frac{(b+i\theta) \log n}{n}]$
4. $M_u^i = [\frac{((i-1)\theta) \log n}{n}, \frac{i\theta \log n}{n}]$

where $i = 1, 2, 3, \dots, L$. Note that any vertex in $\cup I_u^i \cup K_u^i$ is connected to u . See, Figure 6 for a depiction.

Consider a $\{0, 1\}$ -indicator random variable X_u that is 1 if and only if there does not exist any node in some region that consists of $2L - 1$ patches amongst the ones described above. Notice that if the patches do not overlap then the total size of $2L - 1$ patches is $\frac{2^{c+1}-1}{2^c} \frac{(a-b) \log n}{n}$ and if they do overlap, then the total size of the $2L - 1$ patches is going to be less than $\min\{\frac{2^{c+1}-1}{2^c} \frac{(a-b) \log n}{n}, \frac{a \log n}{n}\}$. Since there are $\binom{4L}{2L-1} \leq n^{\frac{4L}{\log n}}$ possible regions that consists of $2L - 1$ patches,

$$\begin{aligned} \sum_u \mathbb{E} X_u &\leq n \binom{4L}{2L-1} \left(1 - \min\left\{\frac{2^{c+1}-1}{2^c} \frac{(a-b) \log n}{n}, \frac{a \log n}{n}\right\}\right)^{n-1} \\ &\leq \max\left\{n^{1-\frac{2^{c+1}-1}{2^c}(a-b)+\frac{4L}{\log n}}, n^{1-a+\frac{4L}{\log n}}\right\}. \end{aligned}$$

At this point we can choose $c = c_n = o(\log n)$ such that $\lim_n c_n = \infty$. Hence when $a - b > \frac{1}{2}$ and $a > 1$, for every vertex u there exists at least one patch amongst every $2L - 1$ patches in $\cup I_u^i \cup J_u^j \cup K_u^k, i, j, k = 1, 2, \dots, L$ that contains a vertex.

Consider a collection of patches $\cup_i I_u^i \cup_j J_u^j, i, j = 1, 2, \dots, L$. We know that there exist two patches amongst these I_u^i s and K_u^j s that contain at least one vertices. If one of I_u^i s and one of K_u^j s contain two vertices, we found one neighbor of u on both left and right directions (see, Figure 6).

We consider the other case now. Without loss of generality assume that there are no vertex in all I_u^i s and there exist at least two patches in K_u^i s that contain at least one vertex each. Hence, there exists

at least one of $\{K_u^i \mid i \in \{1, 2, \dots, L-1\}\}$ that contains a vertex. Similarly, we can also conclude in this case that there exists at least one of $\{J_u^i \mid i \in \{2, 3, \dots, L\}\}$ which contain a node. Assume J_u^ϕ to be the left most patch in $\cup J_u^i \mid i \in \{1, 2, \dots, L\}$ that contains a vertex (see, Figure 6). From our previous observation, we can conclude that $\phi \geq 2$.

We can observe that any vertex in J_u^j is connected to the vertices in patches $K_u^k, \forall k < j$. This is because for two vertices $v \in J_u^j$ and $w \in K_u^k$, we have

$$\begin{aligned} d(v, w) &\geq \frac{(b + (k-1)\theta) \log n}{n} - \frac{(-(a-b) + j\theta) \log n}{n} = \frac{(a + (k-j-1)\theta) \log n}{n}; \\ d(v, w) &\leq \frac{(b + k\theta) \log n}{n} - \frac{(-(a-b) + (j-1)\theta) \log n}{n} = \frac{(a + (k-j+1)\theta) \log n}{n}. \end{aligned}$$

Consider a collection of $2L-1$ patches $\{\cup I_u^i \cup J_u^j \cup K_u^k \mid i, j, k \in \{1, \dots, L\}, j > \phi, k \leq \phi-1\}$ where $\phi \geq 2$. This is a collection of $2L-1$ patches out of which one must have a vertex and since none of $\{J_u^j \mid j > \phi\}$ and I_u^i can contain a vertex, one of $\{K_u^k \mid k \leq \phi-1\}$ must contain the vertex. Recall that the vertex in J_u^ϕ is connected to any node in K_u^k for any $k \leq \phi-1$ and therefore u has a node to the right direction and left direction that are connected to u . Therefore every vertex is part of a cycle and each of the circles covers $[0, 1]$. \square

The following result is an immediate corollary of the connectivity upper bound.

Corollary 1. *Consider a random graph $G(V, E)$ is being generated as a variant of the RAG where each $u, v \in V$ forms an edge if and only if $d(u, v) \in \left[0, c \frac{\log n}{n}\right] \cup \left[b \frac{\log n}{n}, a \frac{\log n}{n}\right]$, $0 < c < b < a$. This graph is connected with probability $1 - o(1)$ if $a - b + c > 1$ or if $a - b > 0.5, a > 1$.*

The above corollary can be further improved for some regimes of a, b, c . In particular, we can get the following result (proof delegated to the appendix).

Corollary 2. *Consider a random graph $G(V, E)$ is being generated as a variant of the RAG where each $u, v \in V$ forms an edge if and only if $d(u, v) \in \left[0, c \frac{\log n}{n}\right] \cup \left[b \frac{\log n}{n}, a \frac{\log n}{n}\right]$, $0 < c < b < a$. This graph is connected with probability $1 - o(1)$ if either of the following conditions are true:*

1. $2(a-b) + c/2 > 1$ when $a-b < c$ and $b > 3c/2$
2. $b-c > 1$ when $a-b < c$ and $b \leq 3c/2$
3. $a > 1$ when $a-b \geq c$ and $b \leq 3c/2$
4. $(a-b) + 3c/2 > 1$ when $a-b \geq c$ and $b > 3c/2$.

3.2 Necessary condition for connectivity of RAG

Theorem 4 (RAG connectivity lower bound). *The RAG($n, \left[\frac{b \log n}{n}, \frac{a \log n}{n}\right]$) is not connected with probability $1 - o(1)$ if $a < 1$ or $a - b < 0.5$.*

Proof. First of all, it is known that $\text{RAG}(n, [0, \frac{a \log n}{n}])$ (which is the random geometric graph $\text{RGG}(n, \frac{a \log n}{n})$) is not connected with high probability when $a < 1$ (Muthukrishnan and Pandurangan, 2005; Penrose, 2003). Therefore $\text{RAG}(n, [\frac{b \log n}{n}, \frac{a \log n}{n}])$ must not be connected with high probability when $a < 1$ as the connectivity interval is a strict subset of the previous case, and $\text{RAG}(n, [\frac{b \log n}{n}, \frac{a \log n}{n}])$ can be obtained from $\text{RAG}(n, [0, \frac{a \log n}{n}])$ by deleting all the edges that has the two corresponding random variables separated by distance less than $\frac{b \log n}{n}$.

Next we will show that if $a - b < 0.5$ then there exists an isolated vertex with high probability. It would be easier to think of each vertex as a uniform random point in $[0, 1]$ and the distance between them being the Lee distance. Define an indicator variable A_u for every node u which is 1 when node u is isolated and 0 otherwise. We have,

$$\Pr(A_u = 1) = \left(1 - \frac{2(a-b) \log n}{n}\right)^{n-1}.$$

Define $A = \sum_u A_u$, and hence

$$\mathbb{E}[A] = n \left(1 - \frac{2(a-b) \log n}{n}\right)^{n-1} = n^{1-2(a-b)-o(1)}.$$

Therefore, when $a - b < 0.5$, $\mathbb{E}[A] = \Omega(1)$. To prove this statement with high probability we can show that the variance of A is bounded. Since A is a sum of indicator random variables, we have that

$$\text{Var}(A) \leq \mathbb{E}[A] + \sum_{u \neq v} \text{Cov}(A_u, A_v) = \mathbb{E}[A] + \sum_{u \neq v} (\Pr(A_u = 1 \cap A_v = 1) - \Pr(A_u = 1) \Pr(A_v = 1)).$$

Now, consider the scenario when the vertices u and v are at a distance more than $\frac{2a \log n}{n}$ apart (happens with probability $1 - \frac{4a \log n}{n}$). Then the region in $[0, 1]$ that is between distances $\frac{b \log n}{n}$ and $\frac{a \log n}{n}$ from both of the vertices is empty and therefore $\Pr(A_u = 1 \cap A_v = 1) = \left(1 - \frac{4(a-b) \log n}{n}\right)^{n-2}$. When the vertices are within distance $\frac{2a \log n}{n}$ of one another, then $\Pr(A_u = 1 \cap A_v = 1) \leq \Pr(A_u = 1)$. Therefore,

$$\begin{aligned} \Pr(A_u = 1 \cap A_v = 1) &\leq \left(1 - \frac{4a \log n}{n}\right) \left(1 - \frac{4(a-b) \log n}{n}\right)^{n-2} + \frac{4a \log n}{n} \Pr(A_u = 1) \\ &\leq \left(1 - \frac{4a \log n}{n}\right) n^{-4(a-b)+o(1)} + \frac{4a \log n}{n} n^{-2(a-b)+o(1)}. \end{aligned}$$

Consequently for large enough n ,

$$\begin{aligned} \Pr(A_u = 1 \cap A_v = 1) - \Pr(A_u = 1) \Pr(A_v = 1) &\leq \left(1 - \frac{4a \log n}{n}\right) n^{-4(a-b)+o(1)} \\ &\quad + \frac{4a \log n}{n} n^{-2(a-b)+o(1)} - n^{-4(a-b)+o(1)} \leq \frac{8a \log n}{n} \Pr(A_u = 1). \end{aligned}$$

Now,

$$\text{Var}(A) \leq \mathbb{E}[A] + \binom{n}{2} \frac{8a \log n}{n} \Pr(A_u = 1) \leq \mathbb{E}[A](1 + 4a \log n).$$

By using Chebyshev bound, with probability at least $1 - \frac{1}{\log n}$,

$$A > n^{1-2(a-b)} - \sqrt{n^{1-2(a-b)}(1 + 4a \log n) \log n},$$

which imply for $a - b < 0.5$ there will exist isolated nodes with high probability. \square

4 The Geometric Block Model

4.1 Immediate consequence of RAG connectivity

The following lower bound for GBM can be obtained as a consequence of Theorem 4.

Theorem 5 (Impossibility in GBM). *Any algorithm to recover the partition in $\text{GBM}(\frac{a \log n}{n}, \frac{b \log n}{n})$ will give incorrect output with probability $1 - o(1)$ if $a - b < 0.5$ or $a < 1$.*

Proof. Consider the scenario that not only the geometric block model graph $\text{GBM}(\frac{a \log n}{n}, \frac{b \log n}{n})$ was provided to us, but also the random values $X_u \in [0, 1]$ for all vertex u in the graph were provided. We will show that we will still not be able to recover the correct partition of the vertex set V with probability at least 0.5 (with respect to choices of $X_u, v \in V$ and any randomness in the algorithm).

In this situation, the edge (u, v) where $d_L(X_u, X_v) \leq \frac{b \log n}{n}$ does not give any new information than X_u, X_v . However the edges (u, v) where $\frac{b \log n}{n} \leq d_L(X_u, X_v) \leq \frac{a \log n}{n}$ are informative, as existence of such an edge will imply that u and v are in the same part. These edges constitute a random annulus graph $\text{RAG}(n, [\frac{b \log n}{n}, \frac{a \log n}{n}])$. But if there are more than two components in this random annulus graph, then it is impossible to separate out the vertices into the correct two parts, as the connected components can be assigned to any of the two parts and the RAG along with the location values $(X_u, u \in V)$ will still be consistent.

What remains to be seen that $\text{RAG}(n, [\frac{b \log n}{n}, \frac{a \log n}{n}])$ will have $\omega(1)$ components with high probability if $a - b < 0.5$ or $a < 1$. This is certainly true when $a - b < 0.5$ as we have seen in Theorem 4, there can indeed be $\omega(1)$ isolated nodes with high probability. On the other hand, when $a < 1$, just by using an analogous argument it is possible to show that there are $\omega(1)$ vertices that do not have any neighbors on the left direction (counterclockwise). We delegate the proof of this claim as Lemma 7 in the appendix. If there are k such vertices, there must be at least $k - 1$ disjoint candidates. This completes the proof. \square

Theorem 6 (GBM with known vertex locations). *Suppose a geometric block model graph $\text{GBM}(\frac{a \log n}{n}, \frac{b \log n}{n})$ is provided along with the associated values of the locations X_u for every vertex u . Any algorithm to recover the partition in $\text{GBM}(\frac{a \log n}{n}, \frac{b \log n}{n})$ will give incorrect output with probability $1 - o(1)$ if $a - b < 0.5$ or $a < 1$. On the other hand it is possible to recover the partition exactly with probability $1 - o(1)$ when $a - b > 0.5$ and $a > 1$.*

Proof. We need to only prove that it is possible to recover the partition exactly with probability $1 - o(1)$ when $a - b > 0.5$ and $a > 1$, since the other part is immediate from Theorem 5. For any pair of vertices u, v , we can verify if $d(u, v) \in [\frac{b \log n}{n}, \frac{a \log n}{n}]$. If that is the case then by just checking in the GBM graph whether they are connected by an edge or not we can decide whether they belong to the same cluster or not respectively. What remains to be shown that all vertices can be covered by this

procedure. However that will certainly be the case since $\text{RAG}(n, [\frac{b \log n}{n}, \frac{a \log n}{n}])$ is connected with high probability. \square

Next we provide the main algorithm for recovery in GBM and its analysis.

4.2 A motif-counting algorithm for GBM

Suppose we are given a graph $G = (V : |V| = n, E)$ with 2 disjoint parts, $V_1, V_2 \subseteq V$ generated according to $\text{GBM}(r_s, r_d)$. We here provide a recovery algorithm to identify the partition, V_1 and V_2 . This recovery (or clustering) algorithm is based on counting motifs, where a motif is simply defined as a configuration of triplets in the graph. Let us explain this principle by one particular motif, a triangle. For any two vertices u and v in V , where (u, v) is an edge, we count the total number of common neighbors of u and v .

The pseudocode of the algorithm is described in Algorithm 1. The algorithm goes over all edges $(u, v) \in E$. It counts the number of triangles containing the edge (u, v) by calling the `process` function that counts the number of common neighbors of u and v . `process` outputs ‘true’ if it is confident that the nodes u and v belong to the same cluster and ‘false’ otherwise. More precisely, if the count is within some prescribed values E_S and E_D , it returns ‘false’³. The algorithm removes the edge on getting a ‘false’ from `process` function. After processing all the edges of the network, the algorithm is left with a reduced graphs (with certain edges deleted from the original). It then finds the connected components in the graph and returns them as the parts V_1 and V_2 .

Remark 1. The algorithm can iteratively maintain the connected components over the processed edges (the pairs for which `process` function has been called and it returned true) like the union-find algorithm. This reduces the number of queries as the algorithm does not need to call the `process` function for the edges which are present in the same connected component.

Algorithm 1: Cluster recovery in GBM

Require: GBM $G = (V, E), r_s, r_d$

- 1: **for** $(u, v) \in E$ **do**
- 2: **if** `process`(u, v, r_s, r_d) **then**
- 3: continue
- 4: **else**
- 5: $E.remove((u, v))$
- 6: **end if**
- 7: **end for**
- 8: **return** `connectedComponent`(V, E)

Algorithm 2: `process`

Require: u, v, r_s, r_d

Ensure: true/false

³Note that, the thresholds E_S and E_D refer to the maximum and minimum value of triangle-count for an ‘inter cluster’ edge.

{Comment: $t_1 = \min\{t : (2b + t) \log \frac{2b+t}{2b} - t > 1\}$, $t_2 = \min\{t : (2b - t) \log \frac{2b-t}{2b} + t > 1$ and $E_S = (2b + t_1) \frac{\log n}{n}$ and $E_D = (2b - t_2) \frac{\log n}{n}$ }

- 1: `count` $\leftarrow |\{z : (z, u) \in E, (z, v) \in E\}|$
- 2: **if** $\frac{\text{count}}{n} \geq E_S(r_d, r_s)$ or $\frac{\text{count}}{n} \leq E_D(r_d, r_s)$ **then**
- 3: **return** true
- 4: **end if**
- 5: **return** false

The crucial difference of this algorithm from the previously proposed motif-based algorithm in (Galhotra et al., 2018) is the following. The algorithm of (Galhotra et al., 2018) used a `process` function that compared difference of the triangle-count from E_D and E_S , and based on that would assign vertices to either of the two parts. In this paper, the `process` function checks whether the count of triangles is between E_S and E_D , and the algorithm just removes the edge from the graph if it is. We show that this leads to much improvement in performance.

The distribution of the number of common neighbors given $(u, v) \in E$ and $d(u, v) = x$ is given in Table 2. As throughout this paper, we have assumed that there are only two clusters of equal size. The functions change when the cluster sizes are different. In the table, $u \sim v$ means u and v are in the same cluster.

$(u, v) \in E$ $d(u, v) = x$	Distribution of count ($r_s > 2r_d$)		Distribution of count ($r_s \leq 2r_d$)	
	$u \sim v, x \leq r_s$	$u \not\sim v, x \leq r_d$	$u \sim v, x \leq r_s$	$u \not\sim v, x \leq r_d$
Motif: $z \mid (z, u) \in E, (z, v) \in E$	$\text{Bin}(\frac{n}{2} - 2, 2r_s - x) + \mathbb{1}\{x \leq 2r_d\} \text{Bin}(\frac{n}{2}, 2r_d - x)$	$\text{Bin}(n - 2, 2r_d)$	$\text{Bin}(\frac{n}{2} - 2, 2r_s - x) + \text{Bin}(\frac{n}{2}, 2r_d - x)$	$\text{Bin}(n - 2, \min(r_s + r_d - x, 2r_d))$

Table 2: Distribution of motif count for an edge (u, v) conditioned on the distance between them $d(u, v) = d_L(X_u, X_v) = x$, when there are two equal sized clusters. Here $\text{Bin}(n, p)$ denotes a binomial random variable with mean np .

4.3 Analysis of Algorithm 1

The critical observation made in (Galhotra et al., 2018) was the fact that given a GBM graph $G(V, E)$ with two clusters $V = V_1 \sqcup V_2$, and a pair of vertices $u, v \in V$, the events $\mathcal{E}_z^{u,v}$, $z \in V$ of any other vertex z being a common neighbor of both u and v given $(u, v) \in E$ are dependent ; however given the distance between the corresponding random variables $d_L(X_u, X_v) = x$, the events are independent. Moreover, the probabilities of $\mathcal{E}_z^{u,v} \mid (u, v) \in E$ are different when u and v are in the same cluster and when they are in different clusters. Therefore the count of the common neighbors are going to be different, and substantially separated with high probability for two vertices in cases when they are from the same cluster or from different clusters.

We quote here the following two lemmas for a GBM(r_s, r_d) graph $G(V, E)$, that appeared in (Galhotra et al., 2018).

Lemma 3. *For any two vertices $u, v \in V_i : (u, v) \in E, i = 1, 2$ such that $d_L(X_u, X_v) = x$ belonging to the same cluster, the count of common neighbors $C_{u,v} \equiv |\{z \in V : (z, u), (z, v) \in E\}|$ is a random variable distributed according to $\text{Bin}(\frac{n}{2} - 2, 2r_s - x)$ when $r_s \geq x > 2r_d$ and according*

to $\text{Bin}(\frac{n}{2} - 2, 2r_s - x) + \text{Bin}(\frac{n}{2}, 2r_d - x)$ when $x \leq \min(2r_d, r_s)$, where $\text{Bin}(n, p)$ is a binomial random variable with mean np .

Lemma 4. For any two vertices $u \in V_1, v \in V_2 : (u, v) \in E$ such that $d_L(X_u, X_v) = x$ belonging to different clusters, the count of common neighbors $C_{u,v} \equiv |\{z \in V : (z, u), (z, v) \in E\}|$ is a random variable distributed according to $\text{Bin}(n - 2, 2r_d)$ when $r_s > 2r_d$ and according to $\text{Bin}(n - 2, \min(r_s + r_d - x, 2r_d))$ when $r_s \leq 2r_d$ and $x \leq r_d$.

Since the proofs have already appeared in (Galhotra et al., 2018), we just give proof of Lemma 3 for completeness.

Proof of Lemma 3. Without loss of generality, assume $u, v \in V_1$. For any vertex $z \in V$, let $\mathcal{E}_z^{u,v} \equiv \{(u, z), (v, z) \in E\}$ be the event that z is a common neighbor. For $z \in V_1$,

$$\begin{aligned} \Pr(\mathcal{E}_z^{u,v}) &= \Pr((z, u) \in E, (z, v) \in E \mid d_L(X_u, X_v) = x) \\ &= (2r_s - x). \end{aligned}$$

For $z \in V_2$, we have,

$$\begin{aligned} \Pr(\mathcal{E}_z^{u,v}) &= \Pr((z, u), (z, v) \in E \mid d_L(X_u, X_v) = x) \\ &= \begin{cases} 2r_d - x & \text{if } x < 2r_d \\ 0 & \text{otherwise} \end{cases}. \end{aligned}$$

Now since there are $\frac{n}{2} - 2$ points in $V_1 \setminus \{u, v\}$ and $\frac{n}{2}$ points in V_2 , we have the statement of the lemma. \square

At this point note that, in a $\text{GBM}(r_s, r_d)$ for any edge u, v that do not belong to the same part, the expected total number of common neighbors of u and v does not depend on their distance. We will next show that in this case the normalized total number of common neighbors is concentrated around $2r_d$. Therefore, when Algorithm 1 finished removing all the edges, with high probability all the ‘inter-cluster’ edges are removed. However, some of the ‘in-cluster’ edges will also be removed in the process. This is similar to the case when from an $\text{RGG}(n, r_s)$, all the edges that correspond to a distance close to $2r_d$ has been removed. This situation is shown for the case when $r_s \geq 2r_d$ in Figure 7. Finally we show that the edge-reduced $\text{RGG}(n, r_s)$ is still connected under certain condition. In what follows we will assume the $\text{GBM}(r_s, r_d)$ with $r_s \geq 2r_d$. We point out that the other case can also be analyzed in the similar way.

In the next lemma, we just show concentration of the count made in process.

Lemma 5. Suppose we are given the graph $G(V, E)$ generated according to $\text{GBM}(r_s \equiv \frac{a \log n}{n}, r_d \equiv \frac{b \log n}{n}) \geq 2b$. Our algorithm with $E_S = (2b + t_1) \frac{\log n}{n}$ and $E_D = (2b - t_2) \frac{\log n}{n}$, removes all the edges $(u, v) \in E$ such that u and v are in different parts with probability at least $1 - o(1)$, where

$$\begin{aligned} t_1 &= \min\{t : (2b + t) \log \frac{2b + t}{2b} - t > 1\} \\ t_2 &= \min\{t : (2b - t) \log \frac{2b - t}{2b} + t > 1\}. \end{aligned}$$

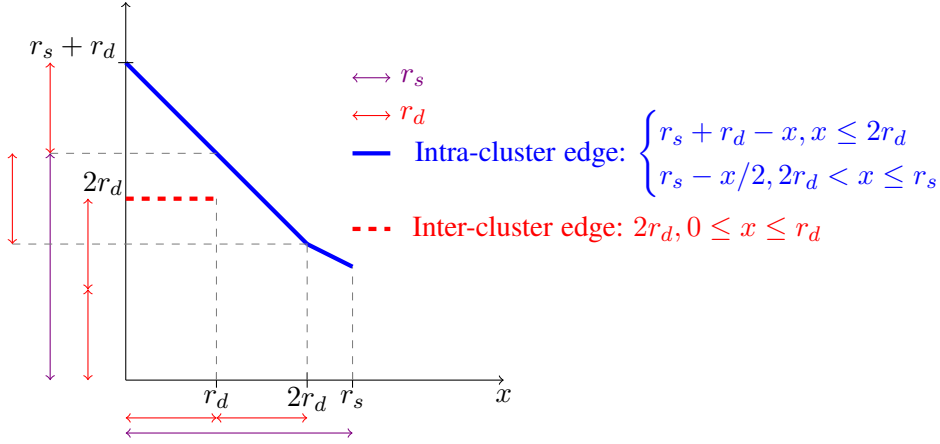


Figure 7: Average number of common neighbors of $(u, v) \in E$ for varying values of $d(u, v) = x$ when $r_s \geq 2r_d$.

Proof. Let Z denote the random variable that equals the number of common neighbors of two nodes $u, v \in V : (u, v) \in E$ such that u, v are from different parts of the GBM. Using Lemma 4, we know that Z is sampled from the distribution $\text{Bin}(n - 2, 2r_d)$, where $r_d = \frac{b \log n}{n}$. Therefore,

$$\Pr(Z \geq nE_S) \leq \sum_{i=nE_S}^n \binom{n}{i} (2r_d)^i (n - 2r_d)^{n-i} \leq \exp\left(-nD\left((2b + t_1)\frac{\log n}{n} \parallel \frac{2b \log n}{n}\right)\right),$$

where $D(p \parallel q) \equiv p \log \frac{p}{q} + (1-p) \log \frac{1-p}{1-q}$ is the KL divergence between Bernoulli(p) and Bernoulli(q) distributions. It is easy to see that,

$$nD\left(\frac{\alpha \log n}{n} \parallel \frac{\beta \log n}{n}\right) = \left(\alpha \log \frac{\alpha}{\beta} + (\alpha - \beta)\right) \log n - o(\log n).$$

Therefore $\Pr(Z \geq nE_S) \leq \frac{1}{n(\log n)^2}$ because $(2b + t_1) \log \frac{2b+t_1}{2b} - t_1 > 1$. Similarly, we have that

$$\Pr(Z \leq nE_D) \leq \sum_{i=0}^{nE_D} \binom{n}{i} (2r_d)^i (n - 2r_d)^{n-i} \leq \exp(-nD((2b - t)\frac{\log n}{n} \parallel \frac{2b \log n}{n})) \leq \frac{1}{n(\log n)^2}.$$

So all of the edges will be removed by Algorithm 1 with probability $1 - O(\frac{n \log n}{n(\log n)^2}) = 1 - o(1)$, as with probability $1 - o(1)$ the total number of edges in the graph is $O(n \log n)$. \square

After Algorithm 1 finishes, in the edge-reduced $\text{GBM}(\frac{a \log n}{n}, \frac{b \log n}{n})$, all the edges are ‘in-cluster’ edges with high probability. However some of the ‘in-cluster’ edges are also deleted, namely, those that has a count of common neighbors between E_S and E_D . In the next two lemmas, we show the necessary condition on the ‘in-cluster’ edges such that they do not get removed by Algorithm 1.

Lemma 6. *Suppose we have the graph $G(V, E)$ generated according to $\text{GBM}(r_s \equiv \frac{a \log n}{n}, r_d \equiv \frac{b \log n}{n})$, $a \geq 2b$. Define t_1, t_2, E_D, E_S as in Lemma 5. Consider an edge $(u, v) \in E$ where u, v belong to the same part of the GBM and let $d(u, v) \equiv x \equiv \frac{\theta \log n}{n}$. Suppose θ satisfies **either** of the following conditions:*

1. $\frac{1}{2} \left((4b + 2t_1) \log \frac{4b+2t_1}{2a-\theta} + 2a - \theta - 4b - 2t_1 \right) > 1$ and $\theta \leq 2a - 4b - 2t_1$
2. $\frac{1}{2} \left((4b - 2t_2) \log \frac{4b-2t_2}{2a-\theta} + 2a - \theta - 4b + 2t_2 \right) > 1$ and $a \geq \theta \geq \max\{2b, 2a - 4b + 2t_2\}$.

Then Algorithm 1 with $E_S = (2b + t_1) \frac{\log n}{n}$ and $E_D = (2b - t_2) \frac{\log n}{n}$ will not remove this edge with probability at least $1 - O\left(\frac{1}{n(\log n)^2}\right)$.

Proof. Let Z be the number of common neighbors of u, v . Recall that, u and v are in the same cluster. We know from Lemma 4 that Z is sampled from the distribution $\text{Bin}\left(\frac{n}{2} - 2, 2r_s - x\right) + \text{Bin}\left(\frac{n}{2}, 2r_d - x\right)$ when $x \leq 2r_d$, and from the distribution $\text{Bin}\left(\frac{n}{2} - 2, 2r_s - x\right)$ when $x \geq 2r_d$. We have,

$$\begin{aligned}
& \Pr(Z \leq nE_S) \\
&= \begin{cases} \sum_{i=0}^{nE_S} \binom{\frac{n}{2}-2}{i} (2r_s - x)^i (1 - 2r_s + x)^{\frac{n}{2}-i-2} \sum_{j=0}^{nE_S-i} \binom{\frac{n}{2}}{j} (2r_d - x)^j (1 - 2r_d + x)^{\frac{n}{2}-j} & \text{if } x \leq 2r_d \\ \sum_{i=0}^{nE_S} \binom{\frac{n}{2}-2}{i} (2r_s - x)^i (1 - 2r_s + x)^{\frac{n}{2}-i} & \text{otherwise} \end{cases} \\
&\leq e^{-\frac{n}{2}D(2E_S \parallel \frac{(2a-\theta)\log n}{n})} \text{ since } 2a - \theta \geq 4b + 2t_1 \\
&\leq e^{-\frac{n}{2}D\left(\frac{(4b+2t_1)\log n}{n} \parallel \frac{(2a-\theta)\log n}{n}\right)} \leq \frac{1}{n \log^2 n},
\end{aligned}$$

because of condition 1 of this lemma. Therefore, this edge will not be deleted with high probability. Similarly, let us find the probability of $Z \geq nE_D = (2b - t_2) \log n$. Let us just assume the worst case when $\theta \leq 2b$: that the edge is being deleted (see condition 2, this is prohibited if that condition is satisfied). Otherwise, $\theta > 2b$ and,

$$\begin{aligned}
\Pr(Z \geq nE_D) &= \sum_{i=nE_D}^n \binom{\frac{n}{2}-2}{i} (2r_s - x)^i (1 - 2r_s + x)^{\frac{n}{2}-i-2} \\
&\leq e^{-\frac{n}{2}D(2E_D \parallel \frac{(2a-\theta)\log n}{n})} \text{ if } 2a - \theta \leq 4b - 2t_2 \\
&= e^{-\frac{n}{2}D\left(\frac{(4b-2t_2)\log n}{n} \parallel \frac{(2a-\theta)\log n}{n}\right)} \leq \frac{1}{n \log^2 n},
\end{aligned}$$

because of condition 2 of this lemma. □

Now we are in a position to prove our main theorem from this part. Let us restate this theorem.

Theorem 7 (Restating of Theorem 2). *Suppose we have the graph $G(V, E)$ generated according to $\text{GBM}(r_s \equiv \frac{a \log n}{n}, r_d \equiv \frac{b \log n}{n}, a \geq 2b)$. Define,*

$$t_1 = \min\left\{t : (2b + t) \log \frac{2b+t}{2b} - t > 1\right\}$$

$$t_2 = \min\left\{t : (2b - t) \log \frac{2b-t}{2b} + t > 1\right\}$$

$$\theta_1 = \max\left\{\theta : \frac{1}{2} \left((4b + 2t_1) \log \frac{4b+2t_1}{2a-\theta} + 2a - \theta - 4b - 2t_1 \right) > 1 \text{ and } 0 \leq \theta \leq 2a - 4b - 2t_1\right\}$$

$$\theta_2 = \min\left\{\theta : \frac{1}{2} \left((4b - 2t_2) \log \frac{4b-2t_2}{2a-\theta} + 2a - \theta - 4b + 2t_2 \right) > 1 \text{ and } a \geq \theta \geq \max\{2b, 2a - 4b + 2t_2\}\right\}.$$

Then Algorithm 1 with $E_S = (2b + t_1)\frac{\log n}{n}$ and $E_D = (2b - t_2)\frac{\log n}{n}$ will recover the correct partition in the GBM with probability $1 - o(1)$ if $a - \theta_2 + \theta_1 > 2$ OR $a - \theta_2 > 1, a > 2$.

Proof. From Lemma 5, we know that after Algorithm 1 goes over all the edges, the edges with endpoints being in different parts of the GBM are all removed with probability $1 - o(1)$. There are $O(n \log n)$ edges in the GBM with probability $1 - o(1)$. From Lemma 6, we can say that no edge with both ends at the same part is deleted with probability at least $1 - o(1)$ (by simply applying a union bound).

After Algorithm 1 goes over all the edges, the remaining edges form a disjoint union of two random annulus graphs of $\frac{n}{2}$ vertices each. For any two vertices u, v in the same part, there will be an edge if $d(u, v) \in [0, \theta_1] \cup [\theta_2, a]$. From Corollary 1, it is evident that each of these two parts (each part is of size $\frac{n}{2}$) will be connected if either $a - \theta_2 + \theta_1 > 2$ or $a - \theta_2 > 1, a > 2$. \square

It is also possible to incorporate the result of Corollary 2 as well to get somewhat stronger recovery guarantee for our algorithm.

References

- Emmanuel Abbe and Colin Sandon. Community detection in general stochastic block models: Fundamental limits and efficient algorithms for recovery. In *56th Annual Symposium on Foundations of Computer Science (FOCS)*, pages 670–688. IEEE, 2015.
- Emmanuel Abbe, Afonso S. Bandeira, and Georgina Hall. Exact recovery in the stochastic block model. *IEEE Trans. Information Theory*, 62(1):471–487, 2016.
- Naman Agarwal, Afonso S Bandeira, Konstantinos Koiliaris, and Alexandra Kolla. Multisection in the stochastic block model using semidefinite programming. In *Compressed Sensing and its Applications*, pages 125–162. Springer, 2017.
- Béla Bollobás. Random graphs. In *Modern Graph Theory*, pages 215–252. Springer, 1998.
- Sébastien Bubeck, Jian Ding, Ronen Eldan, and Miklós Z Rácz. Testing for high-dimensional geometry in random graphs. *Random Structures & Algorithms*, 2016.
- Peter Chin, Anup Rao, and Van Vu. Stochastic block model and community detection in the sparse graphs: A spectral algorithm with optimal rate of recovery. *arXiv:1501.05021*, 2015.
- Aurelien Decelle, Florent Krzakala, Cristopher Moore, and Lenka Zdeborová. Asymptotic analysis of the stochastic block model for modular networks and its algorithmic applications. *Physical Review E*, 84(6):066106, 2011.
- Carl P Dettmann and Orestis Georgiou. Random geometric graphs with general connection functions. *Physical Review E*, 93(3):032313, 2016.
- Martin E. Dyer and Alan M. Frieze. The solution of some random np-hard problems in polynomial expected time. *Journal of Algorithms*, 10(4):451–489, 1989.

- Paul Erdős and Alfréd Rényi. On random graphs, i. *Publicationes Mathematicae (Debrecen)*, 6: 290–297, 1959.
- Stephen Eubank, Hasan Guclu, VS Anil Kumar, Madhav V Marathe, Aravind Srinivasan, Zoltan Toroczkai, and Nan Wang. Modelling disease outbreaks in realistic urban social networks. *Nature*, 429(6988):180, 2004.
- Ehud Friedgut and Gil Kalai. Every monotone graph property has a sharp threshold. *Proceedings of the American mathematical Society*, 124(10):2993–3002, 1996.
- Sainyam Galhotra, Arya Mazumdar, Soumyabrata Pal, and Barna Saha. The geometric block model. In *The Thirty-Second AAAI Conference on Artificial Intelligence (AAAI-18)*, 2018. URL <https://arxiv.org/abs/1709.05510>.
- Edgar N Gilbert. Random graphs. *The Annals of Mathematical Statistics*, 30(4):1141–1144, 1959.
- Edward N Gilbert. Random plane networks. *Journal of the Society for Industrial and Applied Mathematics*, 9(4):533–543, 1961.
- Martin Haenggi, Jeffrey G Andrews, François Baccelli, Olivier Dousse, and Massimo Franceschetti. Stochastic geometry and random graphs for the analysis and design of wireless networks. *IEEE Journal on Selected Areas in Communications*, 27(7), 2009.
- Bruce E. Hajek, Yihong Wu, and Jiaming Xu. Computational lower bounds for community detection on random graphs. In *Proceedings of The 28th Conference on Learning Theory, COLT 2015, Paris, France, July 3-6, 2015*, pages 899–928, 2015. URL <http://jmlr.org/proceedings/papers/v40/Hajek15.html>.
- Paul W Holland, Kathryn Blackmond Laskey, and Samuel Leinhardt. Stochastic blockmodels: First steps. *Social networks*, 5(2):109–137, 1983.
- Jure Leskovec, Kevin J Lang, Anirban Dasgupta, and Michael W Mahoney. Statistical properties of community structure in large social and information networks. In *17th international conference on World Wide Web*, pages 695–704. ACM, 2008.
- Elchanan Mossel, Joe Neeman, and Allan Sly. Consistency thresholds for the planted bisection model. In *47th Annual ACM Symposium on Theory of Computing*, pages 69–75. ACM, 2015.
- S Muthukrishnan and Gopal Pandurangan. The bin-covering technique for thresholding random geometric graph properties. In *Proceedings of the sixteenth annual ACM-SIAM symposium on Discrete algorithms*, pages 989–998. Society for Industrial and Applied Mathematics, 2005.
- Mathew Penrose. *Random geometric graphs*. Number 5. Oxford University Press, 2003.
- Abishek Sankararaman and François Baccelli. Community detection on euclidean random graphs. In *Proceedings of the Twenty-Ninth Annual ACM-SIAM Symposium on Discrete Algorithms*, pages 2181–2200. SIAM, 2018.

Stephen J Young and Edward R Scheinerman. Random dot product graph models for social networks. In *International Workshop on Algorithms and Models for the Web-Graph*, pages 138–149. Springer, 2007.

Weituo Zhang, Chjan C Lim, Gyorgy Korniss, and Boleslaw K Szymanski. Opinion dynamics and influencing on random geometric graphs. *Scientific reports*, 4:5568, 2014.

A Omitted proofs

Proof of Corollary 2. Consider a node u and assume that the position of u is 0. Associate a random variable A_u^i for $i \in \{1, 2, 3, 4\}$ which takes the value of 1 when there does not exist any node x such that

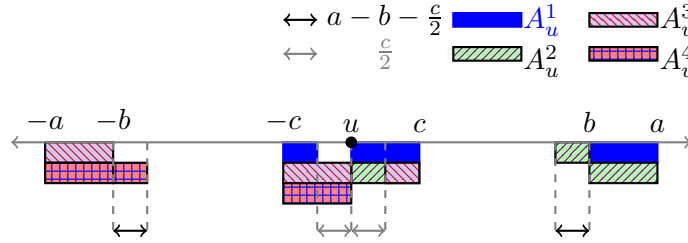


Figure 8: The representation of different intervals corresponding to each random variable as described in Corollary 2

1. $d(u, x) \in [b\frac{\log n}{n}, a\frac{\log n}{n}] \cup [0, c\frac{\log n}{n}] \cup [\frac{-c\log n}{n}, \frac{-c/2\log n}{n}]$ for $i = 1$
2. $d(u, x) \in [b\frac{\log n}{n}, a\frac{\log n}{n}] \cup [0, c\frac{\log n}{n}] \cup [\frac{b-c/2\log n}{n}, \frac{(a-c)\log n}{n}]$ for $i = 2$
3. $d(u, x) \in [-a\frac{\log n}{n}, -b\frac{\log n}{n}] \cup [-c\frac{\log n}{n}, 0] \cup [\frac{c/2\log n}{n}, \frac{c\log n}{n}]$ for $i = 3$
4. $d(u, x) \in [-a\frac{\log n}{n}, -b\frac{\log n}{n}] \cup [-c\frac{\log n}{n}, 0] \cup [\frac{(c-a)\log n}{n}, \frac{(c/2-b)\log n}{n}]$ for $i = 4$

$$\Pr(A_u^i = 1) = \begin{cases} \left(1 - (c + a - b + (a - b - c/2))\frac{\log n}{n}\right)^n & \text{when } a - c < b \text{ and } b - c/2 > c \\ \left(1 - (b - c)\frac{\log n}{n}\right)^n & \text{when } a - c < b \text{ and } b - c/2 < c \\ \left(1 - (a)\frac{\log n}{n}\right)^n & \text{when } a - c \geq b \text{ and } b - c/2 < c \\ \left(1 - (c + a - b + c/2)\frac{\log n}{n}\right)^n & \text{when } a - c \geq b \text{ and } b - c/2 \geq c \end{cases}$$

Notice that A_u^1 and A_u^2 being zero implies that either there is a node in $\{x \mid d(u, x) \in [b\frac{\log n}{n}, a\frac{\log n}{n}] \cup [0, c\frac{\log n}{n}]\}$ or there exists nodes (v_1, v_2) in $\{x \mid d(u, x) \in [\frac{-c\log n}{n}, \frac{-c/2\log n}{n}]\}$ and $\{x \mid d(u, x) \in [\frac{b-c/2\log n}{n}, \frac{(a-c)\log n}{n}]\}$. In the second case, u is connected to v_1 and v_1 is connected to v_2 . Therefore

u has nodes on left and right and u is connected to both of them although not directly. Similarly A_u^3 and A_u^4 being zero implies that there exist nodes in $\{x \mid d(u, x) \in [-a\frac{\log n}{n}, -b\frac{\log n}{n}] \cup [-c\frac{\log n}{n}, 0]\}$ or again u will have nodes on left and right and will be connected to them. So, when all the 4 events happen together, the only exceptional case is when there are nodes in $\{x \mid d(u, x) \in [b\frac{\log n}{n}, a\frac{\log n}{n}] \cup [0, c\frac{\log n}{n}]\}$ and $\{x \mid d(u, x) \in [-a\frac{\log n}{n}, b\frac{\log n}{n}] \cup [-c\frac{\log n}{n}, 0]\}$. But in that case u has direct neighbors on both its left and right. So, we can conclude that for every node u , there exists a node v such that $d(u, v) \in [0, \frac{a \log n}{n}]$ and a node w such that $d(u, w) \in [-\frac{a \log n}{n}, 0]$ such that u is connected to both v and w . This implies that every node u has neighbors on both its left and right and therefore every node is part of a cycle that covers $[0, 1]$. \square

Lemma 7. *A random geometric graph $G(n, \frac{a \log n}{n})$ will have $\omega(1)$ disconnected components for $a < 1$.*

Proof. Define an indicator random variable A_u for a node u which is 1 if it does not have a neighbor on its left. We must have that

$$\Pr(A_u) = \left(1 - \frac{a \log n}{n}\right)^{n-1}.$$

Therefore we must have that $\sum_u \mathbb{E}A_u = n^{1-a} = \Omega(1)$ if $a < 1$. This statement also holds true with high probability. To show this we need to prove that the variance of $\sum_u \mathbb{E}A_u$ is bounded. We have that

$$\text{Var}(A) < \mathbb{E}[A] + \sum_{u \neq v} \text{Cov}(A_u, A_v) = \mathbb{E}[A] + \sum_{u \neq v} \Pr(A_u = 1 \cap A_v = 1) - \Pr(A_u = 1) \Pr(A_v = 1)$$

Now, consider the scenario when the vertices u and v are at a distance more than $\frac{2a \log n}{n}$ apart (happens with probability at least $1 - \frac{4a \log n}{n}$). Then the region in $[0, 1]$ that is within distance $\frac{a \log n}{n}$ from both of the vertices is empty and therefore $\Pr(A_u = 1 \cap A_v = 1) = \Pr(A_u = 1) \Pr(A_v = 1) = (\Pr(A_u = 1))^2$. When the vertices are within distance $\frac{2a \log n}{n}$ of one another, then $\Pr(A_u = 1 \cap A_v = 1) \leq \Pr(A_u = 1)$. Therefore,

$$\Pr(A_u = 1 \cap A_v = 1) \leq \left(1 - \frac{4a \log n}{n}\right)(\Pr(A_u = 1))^2 + \frac{4a \log n}{n} \Pr(A_u = 1).$$

Consequently,

$$\begin{aligned} \Pr(A_u = 1 \cap A_v = 1) - \Pr(A_u = 1) \Pr(A_v = 1) &\leq \left(1 - \frac{4a \log n}{n}\right)(\Pr(A_u = 1))^2 \\ &+ \frac{4a \log n}{n} \Pr(A_u = 1) - (\Pr(A_u = 1))^2 \leq \frac{4a \log n}{n} \Pr(A_u = 1). \end{aligned}$$

Now,

$$\text{Var}(A) \leq \mathbb{E}[A] + \binom{n}{2} \frac{4a \log n}{n} \Pr(A_u = 1) \leq \mathbb{E}[A](1 + 2a \log n).$$

By using Chebyshev bound, with probability at least $1 - \frac{1}{\log n}$,

$$A > n^{1-a} - \sqrt{n^{1-a}(1 + 2a \log n) \log n},$$

Now, observe that if there exists k nodes which do not have a neighbor on one side, then there must exist $k - 1$ disconnected components. Hence the number of disconnected components in $G(n, \frac{a \log n}{n})$ is $\omega(1)$. \square