

# Interplay of drag by hot matter and electromagnetic force on the directed flow of heavy quarks

Sandeep Chatterjee\* and Piotr Bożek†

*AGH University of Science and Technology,  
Faculty of Physics and Applied Computer Science,  
aleja Mickiewicza 30, 30-059 Krakow, Poland*

## Abstract

Rapidity-odd directed flow in heavy ion collisions can originate from two very distinct sources in the collision dynamics i. an initial tilt of the fireball in the reaction plane that generates directed flow of the constituents independent of their charges, and ii. the Lorentz force due to the strong primordial electromagnetic field that drives the flow in opposite directions for constituents carrying unlike sign charges. We study the directed flow of open charm mesons  $D^0$  and  $\bar{D}^0$  in the presence of both these sources of directed flow. The drag from the tilted matter dominates over the Lorentz force resulting in same sign flow for both  $D^0$  and  $\bar{D}^0$ , albeit of different magnitudes. Their average directed flow is about ten times larger than their difference. This charge splitting in the directed flow is a sensitive probe of the electrical conductivity of the produced medium. We further study their beam energy dependence; while the average directed flow shows a decreasing trend, the charge splitting remains flat from  $\sqrt{s_{NN}} = 60$  GeV to 5 TeV.

A strongly interacting medium is expected to be formed in relativistic heavy ion collisions. Transport coefficients of the dense matter are one of the foremost indicators of the nature of the relevant degrees of freedom that constitute this medium. Shear and bulk viscosities which are the transport coefficients corresponding to the energy momentum tensor has been extensively studied and extracted from data leading to considerable understanding of the nature of the strongly interacting quark gluon plasma that is expected to be created in these collisions [1]. The electric conductivity  $\sigma$  is the transport coefficient corresponding to the electric charge. An estimate of  $\sigma$  in heavy-ion collisions will further add to our understanding of the medium properties of hot and dense QCD matter [2, 3]. Further, in the light of attempts to calibrate the magnitude and temporal dependence of the electromagnetic (EM) field produced in heavy-ion collisions [4] and its phenomenological consequences like the chiral magnetic effect [5], the knowledge of  $\sigma$  is of utmost importance.

Heavy quarks (HQs) by virtue of being several times more massive than the highest ambient temperatures achieved in a collision are expected to be produced only in primordial collisions. Thus, they serve as excellent probes that witness the spacetime evolution of the fireball [6]. Charged HQs are formed early and their deflection by the Lorentz force probes the EM fields at the very early stage of the collision. In the following as heavy quarks we study specifically charm and anticharm quarks, observed in the final state in open charm mesons  $D^0$  and  $\bar{D}^0$ .

The initial state of a non-central heavy-ion collision is expected to break the forward-backward symmetry by a

tilt of the fireball away from the beam axis [7–12]. This is confirmed by the observation of rapidity-odd directed flow  $v_1$  of charged particles [13–16]. On the other hand, HQs which are produced according to the profile of the binary collision sources are distributed symmetrically in the the forward-backward direction. At nonzero rapidities it results in a shift of the HQ production points from the tilted bulk. Recently, within the framework of Langevin dynamics coupled to a hydrodynamic background, it has been shown that this difference between the bulk matter and the HQ production points can lead to HQ  $v_1$  that is of same sign as the bulk but several times larger [17]. Similar trends are also expected from a transport model approach [18]. Such large HQ  $v_1$  compared to the charged particle  $v_1$  is a clear signature of the tilt of initial source.

A rapidity-odd  $v_1$  can also arise due to the presence of EM field [19, 20]. However, unlike the  $v_1$  sourced by the expansion of the tilted fireball which is of same sign for both  $D^0$  and  $\bar{D}^0$  [17], the Lorentz force experienced by charm and anti-charm quarks being in opposite direction, the resulting  $v_1$  is of opposite sign for  $D^0$  and  $\bar{D}^0$  [20]. In this work, we calculate the directed flow coefficient  $v_1$  of  $D^0$  and  $\bar{D}^0$  mesons under the combined influence of the drag from the tilted source and the EM fields.

The forward-backward asymmetry of the initial fireball can originate from an asymmetric deposition of entropy from forward and backward going participants [10, 21, 22]. Such an ansatz in which a participant is postulated to deposit entropy preferably along its direction of motion, has been successful in describing the observed charged particle directed flow [11].

The initial density  $s(\tau_0, x, y, \eta_{||})$  in the Glauber model with asymmetric entropy deposition can be written as [11]

$$s(\tau_0, x, y, \eta_{||}) = s_0 [(1 - \alpha) (N_{part}^+ f_+(\eta_{||}) + N_{part}^- f_-(\eta_{||})) + \alpha N_{coll}] f(\eta_{||}) \quad (1)$$

\* Sandeep.Chatterjee@fis.agh.edu.pl

† Piotr.Bozek@fis.agh.edu.pl

where  $N_{part}^+$  and  $N_{part}^-$  are the densities of participant sources from the forward and backward going nuclei respectively evaluated at  $(x, y)$  and  $N_{coll}$  is the density of binary collisions.  $\tau = \sqrt{t^2 - z^2}$  is the proper time and  $\eta_{||} = \frac{1}{2} \log \frac{(t+z)}{(t-z)}$  is the spacetime rapidity.  $\tau_0$  is the proper time when the HQ starts to interact with the bulk and also the initial proper time to start the hydrodynamic evolution. In principle these time scales could be different and there have been previous studies on the pre-equilibrium dynamics of the HQ [23]. However, in this first study of the combined effect of drag and EM field, we work with the simple ansatz that the HQ interaction with the medium starts at the same time as the hydrodynamic expansion of the bulk.  $f(\eta_{||})$  is the rapidity-even profile

$$f(\eta_{||}) = \exp \left( -\theta \left( |\eta_{||}| - \eta_{||}^0 \right) \frac{(|\eta_{||}| - \eta_{||}^0)^2}{2\sigma_\eta^2} \right) \quad (2)$$

while the tilt is introduced via the factors  $f_{+,-}(\eta_{||})$

$$f_{+}(\eta_{||}) = \begin{cases} 1, & \eta_{||} > \eta_T \\ \frac{\eta_T + \eta_{||}}{2\eta_T}, & -\eta_T \leq \eta_{||} \leq \eta_T \\ 0, & \eta_{||} < -\eta_T \end{cases} \quad (3)$$

with  $f_{-}(\eta_{||}) = f_{+}(-\eta_{||})$ . A suitable choice for  $s_0$ ,  $\eta_{||}^0$ ,  $\alpha$  and  $\sigma_\eta$  are made to reproduce the charged particle distribution in pseudorapidity at different centralities. Finally,  $\eta_T$  is adjusted to reproduce the observed rapidity-odd directed flow of charged particles.

All our results are for the 0 – 80% centrality bin. This corresponds to a choice of impact parameter,  $b = 8.3$  fm within our optical Glauber model approach to obtain the initial condition. The (3 + 1)-dimensional relativistic hydrodynamic evolution are carried out by the publicly available vHLL code [24]. The freezeout hypersurface is assumed to be at a constant temperature  $T = 150$  MeV, where statistical emission of hadrons happens [25]. Details of the model and parameters of the hydrodynamic model used at the Brookhaven Relativistic Heavy Ion Collider (RHIC) and at the CERN Large Hadron Collider (LHC) energies can be found in [26].

The full spacetime history of the flow velocity and  $T$  fields obtained from the hydrodynamic evolution are fed as input to the Langevin dynamics of the HQs

$$\Delta r_i = \frac{p_i}{E} \Delta t \quad (4)$$

$$\Delta p_i = -\gamma p_i \Delta t + \rho_i \sqrt{2D\Delta t} + F_i^{EM} \quad (5)$$

where  $\mathbf{F}^{EM}$  refers to the Lorentz force due to the EM field. The updates of the position and momentum vectors of the HQ in time interval  $\Delta t$  are denoted by  $\Delta \mathbf{r}$  and  $\Delta \mathbf{p}$  respectively. Here  $i = x, y$  and  $z$  are the three Cartesian coordinate components. The initial position

coordinates are sampled from the binary collision profile while the momenta are generated from p+p events of PYTHIA [27]. The HQ interaction with the medium is encoded in the drag  $\gamma$  and diffusion  $D$  coefficients.  $\rho_i$  satisfy  $\langle \rho_i \rangle = 0$  and  $\langle \rho_i \rho_j \rangle = \delta_{ij}$  which is realized by randomly sampling from a normal distribution at every time step. In order to ensure the approach to the correct long time limit of the equilibrium Boltzmann-Jüttner distribution, we take  $D = \gamma ET$  for a HQ with mass  $m$  and energy  $E = \sqrt{p^2 + m^2}$  and adopt the post-point realization of the stochastic term [28]. The HQ momentum and the EM field are boosted to the local rest frame of the fluid after which the Langevin updates are performed followed by the HQ momentum being reverted back to the lab frame. At the end of the Langevin evolution  $D^0$  and  $\bar{D}^0$  mesons are produced following the Peterson fragmentation of HQs [29].

The Lorentz force  $\mathbf{F}^{EM}$  is given by,

$$\mathbf{F}^{EM} = q \left( \mathbf{E} + \left( \frac{\mathbf{p}}{E} \times \mathbf{B} \right) \right) \quad (6)$$

where  $\mathbf{E}$  and  $\mathbf{B}$  are the electric and magnetic fields respectively induced by the protons in the colliding nuclei as well as the backreaction of the fireball with conductivity  $\sigma$ . The larger the value of  $\sigma$  the longer is the lifetime of the EM fields. The symmetry of the problem is such that the only relevant components for the computation of the directed flow are  $B_y$  and  $E_x$ . The calculation of the time dependent EM field follows Refs. [19, 30]. We take only the contribution of the spectator protons to the EM fields and use a constant  $\sigma$ . The important thing to note is that the additional factor of  $p/E \sim 0.3$  makes the magnetic force smaller compared to the electric force which makes the slope of the  $D^0$  meson  $v_1$  larger than  $\bar{D}^0$ .

To study the dependence on the initial time we vary  $\tau_0$  between 0.2 fm to 0.6 fm. Several lattice QCD computations suggest  $\sigma \sim 0.023 \text{ fm}^{-1}$  around  $2T_c$  [3]. We vary  $\sigma$  in the range 0.011 - 0.035  $\text{fm}^{-1}$ . The appropriate  $\gamma$  for HQ is far from settled [31]. We work with a simple ansatz of  $\gamma \propto T(T/m)^x$ . In Ref. [17], it was shown that one gets a good qualitative description of the  $p_T$  dependence of  $R_{AA}$  and  $v_2$  at mid-rapidity with a choice of  $x$  between 0 to 0.5. Hence, we implement these two extreme choices for  $\gamma$ ,  $\gamma \propto T$  (large drag) and  $\gamma \propto T^{1.5}$  (small drag).

In Fig. 1 is shown the  $v_1$  of  $D^0$  and  $\bar{D}^0$  mesons resulting from the dynamics including the combined influence of the drag by matter in the tilted fireball as well as by the Lorentz force. The harmonic flow coefficient  $v_1$  is obtained as follows

$$v_1 = \langle \cos(\phi - \Psi_1) \rangle \quad (7)$$

where  $\phi$  is the  $D$  azimuthal angle,  $\Psi_1$  is the reaction plane of the event and  $\langle \dots \rangle$  represents an ensemble average over realizations of the Langevin evolution. In our calculation the reaction plane is well defined by the geometry of the

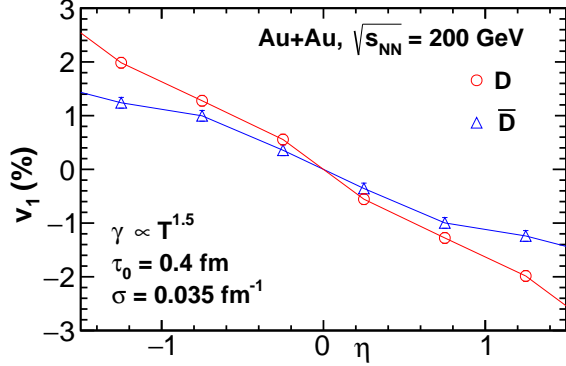


FIG. 1. (Color online) The rapidity dependence of the directed flow coefficient  $v_1$  for  $D^0$  and  $\bar{D}^0$  mesons. The drag by the tilted fireball on  $D^0$  and  $\bar{D}^0$ , being charge independent, creates a rapidity-odd  $v_1$  of same sign and strength. The Lorentz force due to the EM field sourced by the protons in the colliding nuclei results in opposite-sign contributions to the rapidity-odd  $v_1$  for  $D^0$  and  $\bar{D}^0$ .

event, in experiment it can be reconstructed from the spectators. We use the same definition of the reaction plane as in experimental analyzes [14, 15]; the nucleus flying in the positive  $\eta$  direction is located at positive  $x$ . Note that it is the reverse of the orientation used in Ref. [19].

In terms of the average  $v_1^{\text{avg}}$  and difference  $v_1^{\text{diff}}$  of  $D^0$  and  $\bar{D}^0$  flows,

$$v_1^{\text{avg}} = \frac{1}{2} \left( v_1(D^0) + v_1(\bar{D}^0) \right) \quad (8)$$

$$v_1^{\text{diff}} = v_1(D^0) - v_1(\bar{D}^0) \quad (9)$$

the drag by the tilted fireball alone is expected to give rise to a non-zero  $v_1^{\text{avg}}$  and no  $v_1^{\text{diff}}$  [17]. On the other hand, the EM force alone can only give rise to  $v_1^{\text{diff}}$  and zero  $v_1^{\text{avg}}$  [20]. The combined effect due to both gives rise to both  $v_1^{\text{avg}}$  as well as  $v_1^{\text{diff}}$ . Fig. 1 suggests that the drag from the tilted source dominates and one obtains the same sign  $v_1$  for both  $D^0$  and  $\bar{D}^0$ . The EM field gives rise to a small charge splitting of the directed flow  $v_1^{\text{diff}}$ . We now focus on the  $v_1$  slope at mid-rapidity to make some quantitative statements on the dependence on various model parameters like  $\tau_0$ ,  $\sigma$  and the collision energy  $\sqrt{s_{\text{NN}}}$ .

The parameter dependence of  $D^0$  and  $\bar{D}^0$  directed flow in Au+Au collisions at  $\sqrt{s_{\text{NN}}} = 200$  GeV is shown in Fig. 2. Fig. 2 (a) shows the  $\eta$  slope of  $v_1^{\text{diff}}$  with respect to variation in  $\sigma$ . As  $\sigma$  is raised, the charge splitting

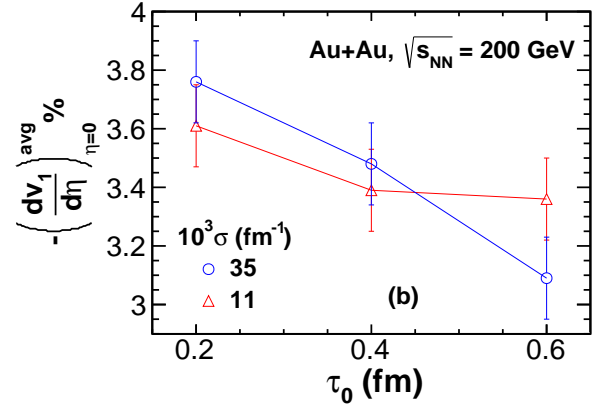
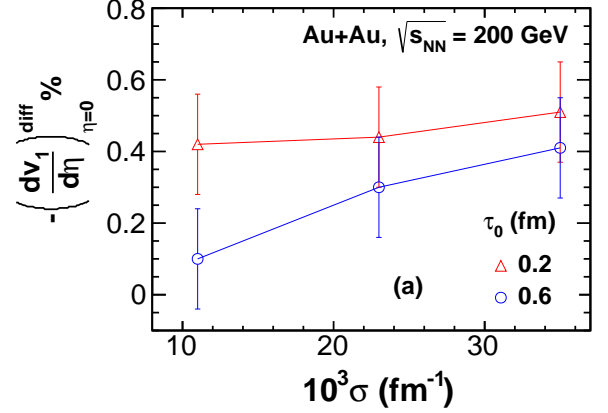


FIG. 2. (Color online) (a) Charge splitting  $\left( \frac{dv_1}{d\eta} \right)_{\eta=0}^{\text{diff}} = \left( \frac{dv_1}{d\eta} \right)_{\eta=0}^D - \left( \frac{dv_1}{d\eta} \right)_{\eta=0}^{\bar{D}}$  is plotted as a function of the medium conductivity  $\sigma$ . Results are shown for two different initial times  $\tau_0 = 0.2$  and  $0.6$  fm. (b) The mean slope of the  $D$  meson directed flow,  $\left( \frac{dv_1}{d\eta} \right)_{\eta=0}^{\text{avg}} = 0.5 \left( \left( \frac{dv_1}{d\eta} \right)_{\eta=0}^D + \left( \frac{dv_1}{d\eta} \right)_{\eta=0}^{\bar{D}} \right)$  is plotted as a function of the initial time  $\tau_0$ .

of the slope at midrapidity  $dv_1^{\text{diff}}/d\eta$  raises by 400% for  $\tau_0 = 0.6$  fm/c and by 25% for  $\tau_0 = 0.2$  fm/c. Thus, our results show the possibility to extract  $\sigma$  of QCD matter with the observation of the charge splitting at midrapidity  $dv_1^{\text{diff}}/d\eta$ . Also, a smaller  $\tau_0$  consistently yields a larger  $dv_1^{\text{diff}}/d\eta$ . This is because, with increasing  $\sigma$  and/or decreasing  $\tau_0$ , the Lorentz force acts for a longer time on the HQs resulting in increasing  $v_1^{\text{diff}}$ . At very early times ( $\tau \lesssim 0.2$  fm), the trend of the  $\mathbf{E}$  field is quite different [20] which might lead to reduction of the charge splitting. This could be relevant within a framework that

takes into account preequilibrium dynamics of the HQs.

Fig. 2 (b) shows the variation of  $dv_1^{\text{avg}}/d\eta$  with  $\tau_0$ .  $dv_1^{\text{avg}}/d\eta$  is around ten times larger than  $dv_1^{\text{diff}}/d\eta$ . As  $\tau_0$  is raised from 0.2 to 0.6 fm/c,  $dv_1^{\text{avg}}/d\eta$  falls by about 20%. The average directed flow of charm quarks  $dv_1^{\text{avg}}/d\eta$  is built up in the early phase, lowering  $\tau_0$  increases the interaction of the HQ with the dense medium. There is no significant dependence of  $dv_1^{\text{avg}}/d\eta$  on the electric conductivity  $\sigma$ , as expected.  $dv_1^{\text{avg}}/d\eta$  is most sensitive to the choice of tilt angle in the initial state which was studied in Ref. [17].

The dependence of the  $D$  meson directed flow on the collision energy  $\sqrt{s_{\text{NN}}}$  is shown for  $\sigma = 0.023 \text{ fm}^{-1}$  and  $\tau_0 = 0.6 \text{ fm}$ . The dependence of the charge splitting of  $D$  meson directed flow  $dv_1^{\text{diff}}/d\eta$  on collision energy is mostly flat (Fig. 3 (a)). In Fig. 3 (b) is plotted the slope of the average  $v_1$  of  $D^0$  and  $\bar{D}^0$ ,  $dv_1^{\text{avg}}/d\eta$  versus  $\sqrt{s_{\text{NN}}}$ . The experimental data for the measured charged particle  $v_1$  slope is also shown for comparison [14, 15]. This data serves to constrain the parameters of hydrodynamic calculation, and is reasonably well described by the model. On the other hand the energy dependence of the directed flow of  $D$  mesons is a prediction. Both the bulk and the open charm  $v_1$  decrease with increasing  $\sqrt{s_{\text{NN}}}$ . Results for two choices of  $\gamma$  is shown to gauge the uncertainty in the prediction for different scenarios of the temperature dependence of the drag coefficient. The  $\gamma \propto T$  (stronger drag) results show a larger  $dv_1^{\text{avg}}/d\eta$  and a smaller  $dv_1^{\text{diff}}/d\eta$  while the  $\gamma \propto T^{1.5}$  (weaker drag) results show a smaller  $dv_1^{\text{avg}}/d\eta$  and a larger  $dv_1^{\text{diff}}/d\eta$ . This clearly reveals the interplay of drag by the expanding tilted source and the Lorentz force by the EM field; a stronger drag shifts the balance more in favor of the charge independent flow by the tilted bulk resulting in a larger value of  $dv_1^{\text{avg}}/d\eta$  and a smaller value of  $dv_1^{\text{diff}}/d\eta$  and vice versa for a weaker drag.

Fig. 4 shows the collision energy dependence of the ratio of  $dv_1^{\text{avg}}/d\eta$  for  $D$  mesons to the value for charged particles. While as seen in Fig. 3 (b), both the numerator and denominator show a decreasing trend with  $\sqrt{s_{\text{NN}}}$  due to a reduction of the tilt angle, we find that the decrease of the heavy flavor  $v_1$  slope is smaller compared to that of the bulk resulting in the increasing trend for their ratio in Fig. 4. This increasing ratio stems from the fact that with increasing  $\sqrt{s_{\text{NN}}}$ , the fireball is denser that calls for stronger drag by the bulk on the HQ and hence a relatively larger  $v_1$  of the final  $D$  mesons at LHC energies.

HQs serve as good probes of the initial condition in heavy-ion collisions by virtue of being produced only in the initial state. We study the combined effects of two initial phenomena on the flow pattern of HQs, the drag from the expanding tilted fireball and the large EM field in the early stage of the collision. Both of these give rise to HQ directed flow. While the charge independent drag by the matter in the fireball gives rise to the same  $v_1$

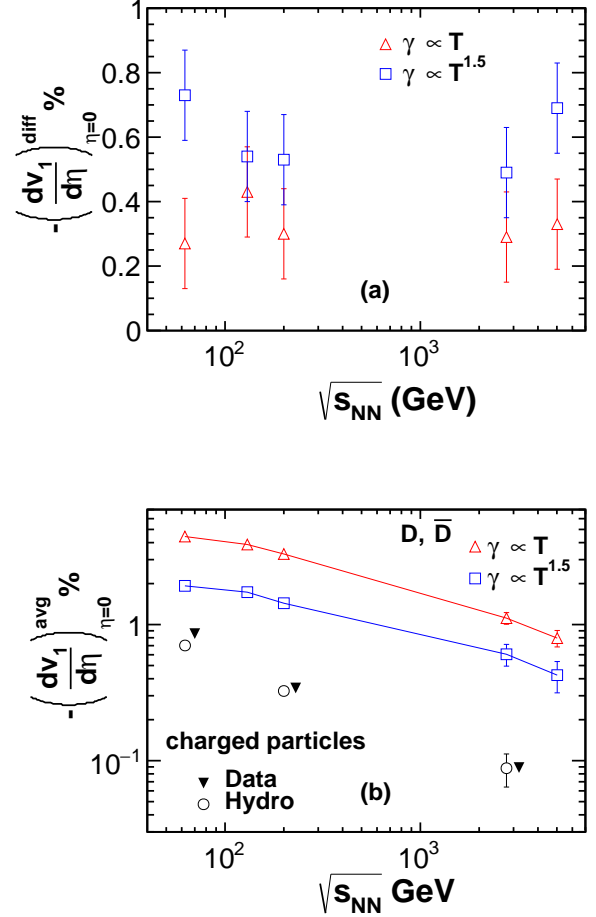


FIG. 3. (Color online) (a) Charge splitting of the  $D$  meson flow  $\left(\frac{dv_1}{d\eta}\right)^{\text{diff}}_{\eta=0}$  as a function of the collision energy  $\sqrt{s_{\text{NN}}}$ . (b) Charge averaged directed flow  $\left(\frac{dv_1}{d\eta}\right)^{\text{avg}}_{\eta=0}$  as function of  $\sqrt{s_{\text{NN}}}$ . The measured charged particle  $v_1$  slope at mid-rapidity [14, 15] are denoted using full triangles; values obtained in hydrodynamic calculations with suitably tuned parameters are also shown with open circles. All the results are for  $\sigma = 0.023 \text{ fm}^{-1}$  and  $\tau_0 = 0.6 \text{ fm}$ .

for  $D^0$  and  $\bar{D}^0$ , the charge dependent Lorentz force by the EM fields gives rise to unlike sign contribution to  $v_1$  of  $D^0$  and  $\bar{D}^0$ . We find that the HQ drag contribution dominates resulting in same sign  $v_1$  for both  $D^0$  and  $\bar{D}^0$  with their average  $v_1$  being 10 times larger than their difference. The sensitivity of the charge splitting and average  $v_1$  of  $D^0$  and  $\bar{D}^0$  on the model parameters like  $\sigma$ ,  $\tau_0$  and  $\gamma$  is studied. A smaller  $\tau_0$  and/or larger  $\sigma$  lengthens the time over which the Lorentz force acts on the HQs. This results in larger charge splitting  $dv_1^{\text{diff}}/d\eta$ .

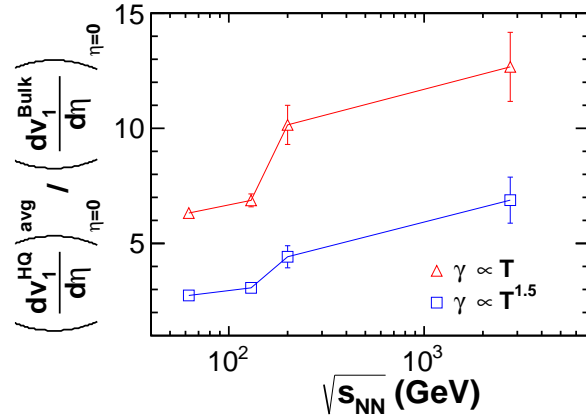


FIG. 4. (Color online) The beam energy dependence of the ratio of the average heavy quark  $v_1$  slope to that of the charged particle  $v_1$  is shown. Calculations are performed for  $\sigma = 0.023 \text{ fm}^{-1}$  and  $\tau_0 = 0.6 \text{ fm}$  and two choices of the temperature dependence of the HQ drag coefficient.

Also a smaller  $\gamma$  reduces the opacity of the tilted source and hence again raises  $dv_1^{\text{diff}}/d\eta$ . A smaller initial time  $\tau_0$  for the formation of the fireball means that HQ feel the drag of the opaque, dense matter in fireball for a longer time.

The energy dependence of the observed phenomena stems from three main effects. A decrease of the fireball tilt with energy, resulting in a decrease of the directed flow for both charged particles and  $D$  mesons. An increase of the fireball temperature, which makes the fireball more opaque to HQ. This effect counterbalances to some extent the first one for  $D$  mesons. When going from RHIC to LHC the average directed flow of  $D$  mesons is reduced less than that of charged particles. The third effect, taken into account in our calculation, is the energy dependence of the dynamics of the EM fields in the collision. The resulting directed flow splitting for  $D^0$  and  $\bar{D}^0$  is found to have an almost a flat dependence on  $\sqrt{s_{NN}}$ .

This research is supported by the AGH UST statutory tasks No. 11.11.220.01/1 within subsidy of the Polish Ministry of Science and Higher Education and the National Science Centre Grant No. 2015/17/B/ST2/00101.

- 
- [1] J.-Y. Ollitrault, J. Phys. Conf. Ser. **312**, 012002 (2011) U. Heinz and R. Snellings, Ann. Rev. Nucl. Part. Sci. **63**, 123 (2013) C. Gale, S. Jeon, and B. Schenke, Int. J. Mod. Phys. **A28**, 1340011 (2013)
  - [2] S. Gupta, Phys. Lett. **B597**, 57 (2004) Y. Hirono, M. Hongo, and T. Hirano, Phys. Rev. **C90**, 021903 (2014) W. Cassing, O. Linnyk, T. Steinert, and V. Ozvenchuk, Phys. Rev. Lett. **110**, 182301 (2013) Y. Yin, Phys. Rev. **C90**, 044903 (2014) S. I. Finazzo and J. Noronha, *ibid.* **D89**, 106008 (2014) A. Puglisi, S. Plumari, and V. Greco, *ibid.* **D90**, 114009 (2014) M. Greif, I. Bouras, C. Greiner, and Z. Xu, *ibid.* **D90**, 094014 (2014) P. K. Srivastava, L. Thakur, and B. K. Patra, *ibid.* **C91**, 044903 (2015) S. Ghosh, *ibid.* **D95**, 036018 (2017) K. Hattori and D. Satow, *ibid.* **D94**, 114032 (2016) B. Feng, *ibid.* **D96**, 036009 (2017) L. Thakur, P. K. Srivastava, G. P. Kadam, M. George, and H. Mishra, *ibid.* **D95**, 096009 (2017) S. Mitra and V. Chandra, *ibid.* **D96**, 094003 (2017) S. Ghosh, S. Mitra, and S. Sarkar, Nucl. Phys. **A969**, 237 (2018)
  - [3] H. T. Ding, A. Francis, O. Kaczmarek, F. Karsch, E. Laermann, and W. Soeldner, Phys. Rev. **D83**, 034504 (2011) A. Amato, G. Aarts, C. Allton, P. Giudice, S. Hands, and J.-I. Skullerud, Phys. Rev. Lett. **111**, 172001 (2013) B. B. Brandt, A. Francis, H. B. Meyer, and H. Wittig, JHEP **03**, 100 (2013)
  - [4] D. E. Kharzeev, L. D. McLerran, and H. J. Warringa, Nucl. Phys. **A803**, 227 (2008) K. Tuchin, Phys. Rev. **C82**, 034904 (2010), [Erratum: Phys. Rev. **C83**, 039903 (2011)] A. Bzdak and V. Skokov, Phys. Lett. **B710**, 171 (2012) V. Voronyuk, V. D. Toneev, W. Cassing, E. L. Bratkovskaya, V. P. Konchakovski, and S. A. Voloshin, Phys. Rev. **C83**, 054911 (2011) W.-T. Deng and X.-G. Huang, *ibid.* **C85**, 044907 (2012)
  - [5] K. Fukushima, D. E. Kharzeev, and H. J. Warringa, Phys. Rev. **D78**, 074033 (2008)
  - [6] R. Rapp and H. van Hees (2010) pp. 111–206, arXiv:0903.1096 [hep-ph] A. Andronic et al., Eur. Phys. J. **C76**, 107 (2016) G. Aarts et al., *ibid.* **A53**, 93 (2017)
  - [7] L. P. Csernai and D. Rohrlich, Phys. Lett. **B458**, 454 (1999)
  - [8] R. J. M. Snellings, H. Sorge, S. A. Voloshin, F. Q. Wang, and N. Xu, Phys. Rev. Lett. **84**, 2803 (2000)
  - [9] M. A. Lisa, U. W. Heinz, and U. A. Wiedemann, Phys. Lett. **B489**, 287 (2000)
  - [10] A. Adil and M. Gyulassy, Phys. Rev. **C72**, 034907 (2005)
  - [11] P. Bozek and I. Wyskiel, Phys. Rev. **C81**, 054902 (2010)
  - [12] J. Steinheimer, J. Auvinen, H. Petersen, M. Bleicher, and H. Stöcker, Phys. Rev. **C89**, 054913 (2014)
  - [13] B. B. Back et al. (PHOBOS Collaboration), Phys. Rev. Lett. **97**, 012301 (2006)
  - [14] B. I. Abelev et al. (STAR Collaboration), Phys. Rev. Lett. **101**, 252301 (2008)
  - [15] B. Abelev et al. (ALICE), Phys. Rev. Lett. **111**, 232302 (2013)
  - [16] S. Singha, P. Shanmuganathan, and D. Keane, Adv. High Energy Phys. **2016**, 2836989 (2016)
  - [17] S. Chatterjee and P. Bozek (2017), arXiv:1712.01189 [nucl-th]
  - [18] M. Nasim and S. Singha (2018), arXiv:1801.07866 [nucl-th]

- [19] U. Gursoy, D. Kharzeev, and K. Rajagopal, Phys. Rev. **C89**, 054905 (2014)
- [20] S. K. Das, S. Plumari, S. Chatterjee, J. Alam, F. Scardina, and V. Greco, Phys. Lett. **B768**, 260 (2017)
- [21] S. J. Brodsky, J. F. Gunion, and J. H. Kuhn, Phys. Rev. Lett. **39**, 1120 (1977)
- [22] A. Bialas and W. Czyz, Acta Phys. Polon. **B36**, 905 (2005)
- [23] P. M. Chesler, M. Lekaveckas, and K. Rajagopal, JHEP **10**, 013 (2013) S. K. Das, M. Ruggieri, S. Mazumder, V. Greco, and J.-e. Alam, J. Phys. **G42**, 095108 (2015)
- [24] I. Karpenko, P. Huovinen, and M. Bleicher, Comput. Phys. Commun. **185**, 3016 (2014)
- [25] M. Chojnacki, A. Kisiel, W. Florkowski, and W. Broniowski, Comput. Phys. Commun. **183**, 746 (2012)
- [26] P. Bożek, Phys. Rev. **C85**, 034901 (2012) P. Bożek and I. Wykiel-Piekarska, Phys. Rev. **C85**, 064915 (2012)
- [27] T. Sjostrand, S. Mrenna, and P. Z. Skands, JHEP **05**, 026 (2006) Comput. Phys. Commun. **178**, 852 (2008)
- [28] M. He, H. van Hees, P. B. Gossiaux, R. J. Fries, and R. Rapp, Phys. Rev. **E88**, 032138 (2013)
- [29] C. Peterson, D. Schlatter, I. Schmitt, and P. M. Zerwas, Phys. Rev. **D27**, 105 (1983)
- [30] K. Tuchin, Phys. Rev. **C88**, 024911 (2013)
- [31] H. van Hees and R. Rapp, Phys. Rev. **C71**, 034907 (2005) G. D. Moore and D. Teaney, **C71**, 064904 (2005) S. S. Gubser, **D76**, 126003 (2007) W. M. Alberico, A. Beraudo, A. De Pace, A. Molinari, M. Monteno, M. Nardi, and F. Prino, Eur. Phys. J. **C71**, 1666 (2011) H. Berrehrah, P. B. Gossiaux, J. Aichelin, W. Cassing, J. M. Torres-Rincon, and E. Bratkovskaya, Phys. Rev. **C90**, 051901 (2014) F. Scardina, S. K. Das, V. Minissale, S. Plumari, and V. Greco, **C96**, 044905 (2017) Y. Xu, J. E. Bernhard, S. A. Bass, M. Nahrgang, and S. Cao, **C97**, 014907 (2018)