

# The Arabic discourse about support for ISIS on Twitter and what we can learn from that

*Andrea Ceron, Università degli Studi di Milano, [andrea.ceron@unimi.it](mailto:andrea.ceron@unimi.it)*

*Luigi Curini, Università degli Studi di Milano, [luigi.curini@unimi.it](mailto:luigi.curini@unimi.it) (corresponding author)*

*Stefano M. Iacus, Università degli Studi di Milano, [stefano.iacus@unimi.it](mailto:stefano.iacus@unimi.it)*

**Abstract:** *Using a new supervised aggregated sentiment analysis algorithm (iSA), we analyze 26.2 million comments published in Arabic language on Twitter, from July 2014 to January 2015, when ISIS' strength reached its peak and the group was prominently expanding the territorial area under its control. By doing that, we are able to measure the share of support and aversion toward the Islamic State within the online Arab communities. Applying statistical analysis to the results of sentiment analysis we then investigate two specific topics. First, by exploiting the time-granularity of the tweets, we link the opinions with daily events to understand the main determinants of the changing trend in support toward ISIS. Second, by taking advantage of the geographical locations of tweets, we explore the relationship between online opinions across countries and the number of foreign fighters joining ISIS.*

*Keywords: ISIS, sentiment analysis, foreign fighters, Arabic social media*

The rise and fall of the so-called Islamic State of Iraq and Syria (ISIS) certainly represents one of the most salient political topics over these last few years (Byman 2016). Just to give an idea, even during the campaign for the 2016 US Presidential elections, Donald Trump repeatedly referred to the need of a new counterterrorism strategy against ISIS and promised to “defeat the ideology of radical Islamic terrorism” (Brands and Feaver 2017: 28).

Due to its fast territorial expansion, to the ostentation of cruelty against prisoners and war victims (Kraidy 2017), but also to its innovative communication skills (Farwell 2014) and, since 2015, to its strategy of frequent “*hand-made*” terrorist attacks in Western countries, the ISIS repeatedly grasped the media attention.

In the past, terrorist groups usually relied on traditional mass media to spread their message, let us think for instance to Al Qaeda, which addressed the public by sending declarations recorded on video tapes to Al-Jazeera (Klausen 2015). Conversely, the communication strategy adopted by ISIS was rather different. It has been argued that ISIS was the first Islamic terrorist group that made a massive usage of Internet and it used social networking sites to spread its message in order to generate support (Klausen 2015; Novenario 2016) but also for proselytism (Greenberg 2016).

In this regard, the debate around ISIS propaganda on social media, which started in 2014, was one of the first fire alarms related to the potential perils of social media, linked with the idea of the existence of a “dark web” of online crimes and violence. While, since the Arab spring, academic studies were in fact mainly focused on the potential positive effects of social media in terms of democratization (e.g. Howard and Hussain 2011), the rise of ISIS (also online) questioned previous theories suggesting that social media can also produce turmoil and allow some political actors to pursue illiberal goals (Tucker et al. 2017).

For all these reasons, and under the idea that ISIS has been particularly active online to generate consent and raise followers, it is worth investigating social media conversations about ISIS in order to evaluate the degree of support expressed within the online Arabic communities, to inspect what elements are able to affect its support and to link online opinions with offline outcomes, such as the ability to successfully perform proselytism recruiting foreign fighters.

The present paper allows to fill this gap. Using a supervised aggregated sentiment analysis approach, we analyzed 26.2 million comments published in Arabic language on Twitter, from July 2014 to January 2015, when ISIS’ strength reached its peak and the group was prominently expanding the territorial area under its control. By doing that, we were able to measure the share of support and aversion toward the Islamic State within the online Arab communities.

Applying statistical analysis to the results of sentiment analysis we investigate two specific topics concerning the conversations on ISIS on-line. First, by exploiting the time-granularity of the tweets, we link the opinions with daily events to understand the main determinants of the changing trend in support toward ISIS. Second, by taking advantage of the geographical locations of tweets, we explore the relationship between online opinions across countries and offline behavior, linking sentiment with data about the number of foreign fighters joining ISIS from those countries.

This paper is organized as follows. In Section 1, we review the existing literature linking social media and sensitive topics (with an eye to terrorism) and we outline our main research questions and expectations. In Section 2 we present the technique of sentiment analysis that has been used to catch online opinions. In Section 3 we explain the reasons why we focused on comments published on social media and provide more details on data collection, illustrating our strategy to monitor the discussion about ISIS written in Arabic language. Section 4 and 5 describe the results of sentiment analysis and statistical analyses. A conclusion follows.

## **1. Social media and terrorism: Literature and research questions**

One of the attractive feature of using big data is that they can allow to observe theoretically relevant social and political attitudes that is normally difficult (impossible?) to detect, what Nagler and Tucker (2015) call the “unfiltered” opinions of individuals.

This is the reason why social media texts have been widely used to study highly sensitive topics such as drug use, sexual behaviors, criminal behavior and controversial political and social issues (e.g. Burnap and Williams 2015; Zeitzoff et al. 2015). To research directly such attitudes and preferences is extremely difficult (Monroe et al. 2015); however, more indirect approaches can be fruitful. As argued in Jamal et al. (2015), contemporary social media enable individuals to express their views in public in relatively safe ways producing as a consequence a set of discourses, possibly not deeply reflective, but still revealing about values, perspectives, and emotions of large numbers of people who have politically relevant views and are ready to express them (at least on-line). For instance, Berinsky (1999) showed that some individuals who harbor anti-integrationist sentiments are likely to hide their socially unacceptable opinions behind a “don’t know” response. Under these circumstances, aggregate public opinion may be a poor reflection of collective public sentiment. Bishop (2003) found comparable results with respect to opinion polls conducted on divisive policy issues, such as the teaching of creationism and intelligent design in American public schools. Similarly, Stephens-Davidowitz (2013) by examining Google searches conducted during the 2008 US presidential race found that some US states were more likely to use racial epithets in

conjunction with searches on Barack Obama's name, patterns that were not detected by standard survey techniques. Additionally, social media data is less likely to be affected by social desirability bias than polling data (Fisher 1993; DiGrazia et al. 2013).

A growing number of studies has started to analyze the relationship between social media and political sensitive topics (including terrorism) also in the context of Arab communities. Studies investigated online debates concerning low-intensity conflicts in the Middle-East (Zeitzoff 2011; Zeitzoff et al. 2015) or anti-Americanist attitudes among Arabs in the aftermath of terroristic events (Jamal et al. 2015). For instance, Zeitzoff et al. (2015) used a network analysis to examine how foreign policy discussions about Israel–Iran are structured across different languages, including the Arabic one. Zeitzoff (2011) developed an hourly dyadic conflict intensity scores by drawing Twitter and other social media sources during the Gaza Conflict (2008–2009). Jamal et. al. (2015) investigated the attitudes expressed in Arabic on Twitter towards the United States and Iran, and found that anti-Americanism is pervasive and intense, but they also suggest that this animus is directed less toward American society than toward the impingement of the United States on other countries.

The literature linking social media and terrorism was rapidly boosted by the rise of ISIS (e.g., Farwell 2014) as this group made a large use of social media for propaganda and proselytism, but also for leisure activities and interpersonal communication (Greenberg 2016; Klausen 2015; Novenario 2016). In this regard, two main streams of research can be detected. One is related to the spread of propaganda and sympathy for ISIS, and the other with the actual effectiveness of online recruiting.

For instance, Klausen (2015) analyzed approximately 29000 Twitter accounts linked with ISIS and discovered that propaganda flew from accounts belonging to terrorist organizations in the insurgency zone, to ISIS sympathizers in Western countries. Indeed, ISIS employed social media (Twitter, Facebook and Instagram) to influence not only friends but also rivals and journalists and, in order to build support, ISIS distributed emotional messages depicting its members as fearsome warriors and claiming that ISIS victory was inevitable (Farwell 2014).

However, “social media is a double-edged sword” for ISIS in terms of support (Farwell 2014: 52). The ostentation of atrocities committed against prisoners and war victims (Kraidy 2017) can generate a backlash effect: ISIS communication can be used by opponent groups to discredit the terrorists and mobilize criticism, reducing ISIS level of online support (Farwell 2014). This could be particularly true when the victims are other Muslims. As is well-known, when a terrorist group chooses a target that is viewed as illegitimate by its constituents, the group can suffer a significant

loss in terms of popular respect, trust, and support (Cronin 2009). Indeed, “during an earlier phase of conflict in Iraq, al-Qaeda realized that images of Muslims killing Muslims were counterproductive, and became critical of ISIS for carrying out such actions” (Farwell 2014: 52).

This opens questions about the extent to which social media communication is able to build support for terrorism and suggests that different forms of communication, but also different strategies, behaviors and offline events can be more or less effective in fostering support. Accordingly, we formulate our first research question.

*Research Question 1 (RQ1): How strong is the online support for ISIS and what elements influence the level of online support within Twitter Arabic communities?*

A second stream of research pays attention to social media activities devoted to recruitment and discusses counterterrorism strategies focusing on the idea of shutting down ISIS accounts on Twitter and Facebook. In this regard, some studies support the idea of taking ISIS sites down and banning their social media accounts (Cohen 2015; Greenberg 2016) as a strategy to reduce recruitment and “push the remaining rank and file into the digital equivalent of a remote cave” (Cohen 2015). Others argue that “getting ISIS off of popular platforms diminishes their reach and their effectiveness”. If ISIS activists move to “dark web” platforms, people could in fact be less likely to actually join ISIS as the effect of propaganda in such low-populated shadow sites should will be lower compared to widely-used social networking sites where not-yet-indoctrinated users proliferate (Greenberg 2016: 176).

Although this reasoning seems straightforward, censorship can produce unintended results and “relying on the internet exclusively, or even too heavily, can have negative consequences” (Greenberg 2016: 175).

Firstly, some scholars are worried because the open web is a source of information for intelligence services (Akhgar et al. 2016). Analyzing public comments posted on social media is a promising way for dealing with terroristic propaganda online (Neumann 2013), whereas information shared on dark web platforms might no longer be accessible nor shut down and allows to protect the identity of ISIS supporters (Cox 2015).

Secondly, pushing ISIS supporters into a “digital cave” can actually transform this dark web in a stronger echo-chamber that reinforces radicalism and promote violent extremisms (e.g., Wojcieszak 2010; for a review: O’Hara and Stevens 2015) increasing support for a pan-Islamic project (el-Nawawy and Khamis 2009), like the one initially proposed by ISIS.

Thirdly, and most relevant for the present study as we will discuss below, the literature on terrorism suggests that political violence is a substitute for nonviolent expression of harsh dissent (Frey and Luechinger 2003; Gurr 2006; Lichbach 1987), which can be denied by shutting down ISIS accounts. Sympathizers only surrounded by anti-ISIS voices (an echo-chamber of a different kind), might feel isolated (a “*lonely wolf effect*”); in turn, the unavailability of a “voice” option could bring them to opt for the “exit”, entering into pro-ISIS echo-chambers and radicalizing their views to suddenly join ISIS.

This leads us to formulate our second research question.

*Research Question 2 (RQ2): What is the relationship between online support for ISIS and the number of foreign fighters and how social media censorship might affect such relationship?*

## **2. The iSA algorithm for sentiment analysis**

To investigate the online opinions toward ISIS in this paper we adopt the technique iSA (integrated Sentiment Analysis: Ceron et al. 2016), derived from the fundamental work of Hopkins and King (2010). iSA is a *supervised* and *aggregate* algorithm. The idea of supervised learning is rather simple (Grimmer and Stewart 2013): it starts with acknowledging the fact that human coders are (still?) better in tagging into a predetermined set of categories a set of documents than any automatic approach (via a dictionary for example). The algorithm then “learns” how to sort the documents into categories using the training set and words. The now trained, or supervised, statistical model is then employed to classify the remaining (unread) documents. The supervised method employed by iSA, in particular, aims to measure the proportion of documents in each category rather than to classify the individual documents into categories as done via alternative approaches. The peculiar approach of iSA to text analytics can be better understood by contrasting it with the machine learning one.

Assume we have a corpus of  $N$  distinct texts. Let us denote by  $D = \{D_0, D_2, \dots, D_M\}$  the set of  $M + 1$  possible *categories* (i.e. sentiments or opinions) expressed in the texts. Let us denote by  $D_0$  the most relevant category in the data in terms of the probability mass of  $\{P(D), D \in D\}$ : the distribution of opinions in the corpus. Remark that  $P(D)$  is the primary target of estimation in the content of social sciences. We reserve the symbol  $D_0$  to the texts corresponding to Off-topic or texts which express opinions not relevant with respect to the analysis, i.e. the *noise* in this framework.

The *noise* is commonly present in any corpus of texts crawled from the social network and the Internet in general and should be taken into account when we evaluate a classification method. Suppose that after the stemming step we are left with  $L$  stems. The document-term matrix has then  $N$  rows and  $L$  columns. Let  $S_i, i = 1, \dots, K$ , be a unique vector of zeroes and ones representing the presence/absence of the  $L$  possible stems. Of course, more than one text in the corpus will be represented by the same vector  $S_i$ . Each  $S_i$  belongs to the space  $S$  of 0/1-vectors of length  $L$ , where each element of the vector is 1 if that stem is contained in a text, or 0 otherwise. We denote by  $s_j, j = 1, \dots, N$ , the vector of stems associated with the individual text  $j$  in the corpus, i.e.  $s_j$  is one of the possible  $S_i$ . The set  $S$  is theoretically an incredibly large one, but in fact in each application the cardinality of this set is much lower because the number of actual words and their combinations used in discussion of any given topic is not as large as one might think. So we also assume that  $K$  is actual cardinality of  $S$ . To summarize, the different dimensions involved satisfy  $M \ll L \ll K < N$ , where “ $\ll$ ” means “much smaller”. Usually,  $M$  is around 10,  $L$  is at most few hundreds,  $K$  millions and  $N$  even larger. The corpus of text is ideally divided into two subsets. One of length  $n$ , which is called the *training set*, and the remaining one of size  $N-n$ , the *test set*.

The text in the training set are assumed to be already classified without error whilst the data in the training set are not. We denote by  $(d_j, s_j)$  the couple that contains the coded value  $d_j$  for text  $s_j$ . Clearly,  $d_j$  is a value in  $D$  for the texts in the training set and "NA" for the uncoded texts in the test set. any machine learning algorithm (such as Support Vector Machines, Random Forest, Neural Networks, but also less fancy and much older models like multinomial regression or generalized linear models which fall in the same class) will try to predict the value of  $d_j$  through a model based on the observed vectors  $s_j$ . We denote this model by  $P(D|S)$ . Thus, for a text such that  $(d_i = NA, s_i)$ , the model will estimate the value of  $d_i$  according to  $P(D=D_m|S= s_i), m=0,1,\dots,M$ , e.g., estimating  $d_i = D_m$  for the index  $m$  such that  $P(D=D_m|S= s_i)$  reaches the maximal value.

In matrix form, a machine learning algorithm can be written  $P(D) = P(D|S)P(S)$ , where  $P(D)$  is a  $(M+1) \times I$  vector,  $P(D|S)$  is a  $(M+1) \times K$  matrix of conditional probabilities and  $P(S)$  is a  $K \times I$  vector that represents the distribution of  $S_i$  over the corpus of texts. The model  $P(D|S)$  is estimated as  $\hat{P}(D|S)$  only for the subset of observations in the training set and then the value of  $P(D)$  for all the data in the test set is obtained by replacing  $S$  with the actual text  $s_j$  in  $\hat{P}(D|S = s_j)$  for  $s_j$  in the test set and assigning  $d_j = \arg \max_{D \in D} \hat{P}(D|S = s_j)$ . In the naïve nonparametric model, the elements of the matrix  $P(D|S)$ , e.g.,  $P(D = D_i|S = S_k)$ , are

estimated by taking the proportion of all texts in the training set that are hand-coded as  $D = D_i$ , which have  $s_j = S_k$  as stem vector. Any other model (Support Vector Machines, etc.) will do essentially the same thing in more sophisticated or more effective ways but the discussion here does not change.

Let us take  $i \neq 0$ , then for most  $S_j$ , these conditional probabilities are zero as the opinion  $D_i$  is expressed only for a small subset  $S_i \in S$ . On the other side, if we assume that  $D_0$  is the category under which we confine the “Off-Topic” texts, then  $P(D = D_i | S = S_j) > 0$  for almost all  $S_i$ . This means that if  $n$  is relatively small, the estimation of  $P(D|S)$  will be very poor and, most of the times, the predicted category  $D = d$  for a text in the test set will imputed as  $d = D_0$ , as  $D_0$  is the most frequent observed case in the corpus of texts. As a result,  $D = D_0$  will be over-estimated and when the aggregation occurs, this strong bias persists so that  $P(D)$  will be strongly biased as well.

Another way to understand the above issues is the following: by  $D_0$  we denote the *noise* or “Off-Topic” category, but the texts belonging to  $D_0$  are in fact coming from a different population(s) of texts, i.e.  $D_{noise} = \{D_0\}$ , compared to the remaining  $D_1, \dots, D_M$  which are assumed to define the reference population of interest, say  $D_{ref} = \{D_1, \dots, D_M\}$ . In this sense,  $D$  is the union of two populations  $D = D_{noise} \cup D_{ref}$  and this is in fact a misspecified reference population or a noise-labeled classification problem (see e.g. Lu et al., 2015). Notice further that  $D_{noise}$  can actually consists itself of multiple heterogeneous subpopulations as  $D_{noise}$  is just the complementary set do  $D_{ref}$ . This is why, in essence, any algorithm, including those of machine learning, based on  $P(D|S)$  will perform inadequately.<sup>1</sup>

In particular, the individual classification error through this approach will remain high and will not vanish due to aggregation because of the large variance in estimates; in contrast, it can easily propagate up when analyzing thousands or millions of texts. This is quite problematic if one is mainly interested in estimating some type of aggregate measure through the analysis of social media, as we want to do here with respect to the sentiment towards ISIS.

Luckily, Hopkins and King (2010), had the idea to change point of view and focus on what can be accurately estimated. Their solution to the problem is as follows:

---

<sup>1</sup> In the literature, when applying automated data classification a precision of 80% in classifying an individual post in a given "true" category is considered satisfactory (Mostafa, 2013; Yoon et al., 2013).



$$P(D) = [P(S|D)^T P(S|D)]^{-1} P(S|D)^T P(S)$$

under the assumption that the inverse matrix  $[P(S|D)^T P(S|D)]^{-1}$  exists. The previous expression is obtained by the formal inversion of the formula  $P(S) = P(S|D)P(D)$ .

The good news is that in principle, by this approach,  $P(S|D)$  can be estimated better than  $P(D|S)$  if we have enough coded text for a given category  $D$ .

Nevertheless, there is one little issue about this estimation step as this task involves the estimation over the large number  $L$  of stems. This fact makes a direct solution for the problem very difficult. In their seminal paper, Hopkins and King (2010) proposed a workaround to solve this problem. They introduced the algorithm called *ReadMe* based on the repeated random sampling of the number of stems. In *ReadMe* the estimate of  $P(S|D)$  is performed only a random subset of stems over repeated sampling. For each simulation an estimate of  $P(D)$  is obtained, and the results are averaged over many simulations, as is done in a statistical *bagging* approach. One limitation of *ReadMe* is that the estimates have usually large variance due to the bagging approach and if the number of hand coded texts per category  $D$  is still limited, this may prevent *ReadMe* to solve the inverse problem in each random sampling step due to bagging. These limitations can be partly attenuated increasing considerably the size of the training set or the size of the subset of stems to use in each bagging replication.

Built on top of the Hopkins and King (2010) inversion formula, iSA (Ceron et al., 2016) is a fast and more accurate implementation of this inverse solution which does not require resampling method and uses the complete length of stems by a simple trick of dimensionality reduction using an idea inherited from Coarsened Exact Matching algorithm (Iacus et al., 2011). The iSA algorithm is based on 4 steps:

- ✓ *Step 1 (collapse to one-dimensional vector)*. Each vector of stems, e.g.  $s_j = (0, 1, 1, 0, \dots, 0, 1)$  is transformed into a string-sequence that we denote by  $C_j = "0110 \dots 01"$ ; this is the first level of dimensionality reduction of the problem: from a  $N \times K$  matrix to a one-dimensional vector  $N \times 1$
- ✓ *Step 2 (memory shrinking)*. This sequence of 0's and 1's is further translated into hexadecimal notation such that the sequence '11110010' is recorded as  $\lambda = 'F2'$  or '11100101101' as  $\lambda = 'F2D'$ , and so forth. So each text is represented by a label  $\lambda$  of shorter length. When Step 3 is recommended (see below), the string format should be kept.

- ✓ *Step 2b (augmentation, optional)*. In the case of non-random or sequential tagging of the training set, it is recommended to split the long sequence and artificially augment the size of the corpus as follows. The sequence  $\lambda$  of hexadecimal codes is split into subsequences of length 5, which corresponds to 30 stems in the original 0/1 representation. For example, suppose to have the sequence  $\lambda_j = \text{'F2A10DEFF1AB4521A2'}$  of 18 hexadecimal symbols and the tagged category  $d_j = D3$ . The sequence  $\lambda_j$  is split into  $4 = \lfloor 18/5 \rfloor$  chunks of length five or less:  $\lambda^1 = \text{"aFEA10"}$ ,  $\lambda^2 = \text{"bDEFF1"}$ ,  $\lambda^3 = \text{"cAB452"}$  and  $\lambda^4 = \text{"d1A2"}$ . At the same time, the  $d_j$  are replicated (in this example) four times. The same applies to all sequences of the corpus. This method produces a new data set which length is four times the original length of the data set, i.e.  $4N$ . When Step 2b is used, we denote iSA as iSAX (where "X" stands for sample size augmentation). The estimation of  $P(\lambda|D)$  is as easy as an instant tabulation over the  $n$  labels  $\lambda$ 's (or  $4n$  after data augmentation) of the training set which has complexity of order  $n$  (or  $4n$ ) and  $N$  (or  $4N$ ) for  $P(\lambda)$ .
- ✓ *Step 3 (Quadratic Programming)*. Whether or not Step 2b has been applied, this step solves the inverse problem into a single (QP) run. The whole set of equations becomes:  $P(D) = [P(\lambda|D)^T P(\lambda|D)]^{-1} P(\lambda|D)^T P(\lambda)$ . The assumption is that the inverse matrix  $[P(\lambda|D)^T P(\lambda|D)]^{-1}$  exists but now  $P(\lambda|D)$  is more dense than the original counterpart  $P(S|D)$  as there is higher probability to find similar shorter subsequences  $\lambda_j$  than in the full sequence  $S_j$  in the data.
- ✓ *Step 4 (Bootstrapping)*. This step allows for the estimation of the standard errors of the estimates of  $P(D)$ . Conversely to, e.g., ReadMe, iSA is not a *bagging* method, i.e. it uses all the available stems in a single QP step, eventually after the optional data augmentation procedure. This allow for the application of a standard bootstrap algorithm (Efron and Tibshirani, 1993) that, in this case, provides accurate and unbiased estimates of the mean and variance of  $P(D)$ . Standard bootstrap is performed by resampling the rows of the document-term matrix after dimensionality reduction, providing an extremely fast solution to the bootstrapping problem. In the examples below we will show how to obtain bootstrap standard errors with R.

The properties of iSA alone and in comparison with other machine learning tools as well as the ReadMe approach have been shown in full details in Ceron *et al.* (2016) to which the reader is redirected.<sup>2</sup>

---

<sup>2</sup> The R package names iSAX implements iSA technology and it is freely available at: <https://github.com/blogsvoices/iSAX>

### 3. Data collection and first results

In our analysis, we focused on Twitter data. As a social network, Twitter is popular within the Arabic community. Nearly 40% of the Arab public is now online and of this population, 30% are on Twitter (Jamal et al. 2015). Of course, social media and similar data reflect only the population from which they were extracted, as well as the specific topic this population is debating about in a given time period (DiGrazia et al. 2013; Nagler and Tucker 2015). It remains however undisputable that social media debates affect participants' expectations about how other on-line participants will respond to their own posts (Jamal et al. 2015). They are therefore likely to affect participants' own expressions of views through persuasion and socialization and by shaping their incentives with respect to their own contributions. Hence, these discourses are politically important in their own right. Considering the percentage of people using Twitter within the Arab public just strengthens this point. Moreover, Twitter has been shown to be used repeatedly by ISIS as a propaganda tool (Berger and Morgan 2015), and therefore it becomes natural to focus on it.<sup>3</sup>

As already noted, we decided to focus on a specific time-period: the one between the 1<sup>st</sup> of July 2014 and the end of January 2015. There are three main reasons underlying such choice. First this period represents the moment in which Isis was at its apogee in terms of territorial expansion with the conquest of Sinjar (August 2014) in Iraq and symbolic power as the self-proclaimed Caliph Abu Bakr al-Baghdadi made its first (and last) public experience in a mosque of Mosul on the 5<sup>th</sup> of July. During this period, ISIS was at the center of the media discourse of many Arab states, given that the International Coalitions, which has included some of those countries (Jordan, Morocco, Bahrain, Jordan, Qatar, Saudi Arabia, and the United Arab Emirates) started to target the Islamic State since the 8<sup>th</sup> of August 2014 in Iraq and the 22<sup>nd</sup> of September in Syria. Second, although the suspension activity puts forward by Twitter itself against ISIS-supporting accounts started already in late 2014, its peak happened only some months later.<sup>4</sup> As a result of that, the period we covered

---

<sup>3</sup> The fact that Twitter data is more easily accessible contrary to other social networks (such as Facebook, Instagram) is of course the other (often untold) reason of why so many researches in these last years have focused on it rather than on some other alternatives.

<sup>4</sup> Berger and Morgan (2015), for example, show that the original network of Isis activists suffered only a 3.4 percent loss in membership between September 2014 and January 2015. Note also that our monitoring analysis begins only after that a well-known BOT linked to Isis, that apparently was able to send 40,000 tweets a day (although mostly in English), was terminated by Twitter (in June 2014).

in our analysis should be one in which people could feel less the pressure to reveal his/her true opinion towards Isis without the risk of being censored for that. This is, after all, the reason why focusing on social media is interesting, as discussed above. Third, and finally, by extending the analysis till January 2015, we are able to capture the impact on the debate about Isis within Arab on-line community of the major terrorist attack committed by a group of ISIS inspired terrorists in Paris (i.e., Charlie Hebdo) that had a world-wide echo.

For the present paper, Twitter data has been collected via Brandwatch, an official firehose company dealing with Twitter, on all Arabic language tweets that explicitly discussed ISIS (see Appendix 1 for the list of keywords employed in our query). By relying on a firehose, and therefore by collecting the entire universe of tweets that satisfy our search query, our aim was to avoid the possible sampling bias introduced in the study of Twitter when collecting data through publicly available APIs (González-Bailón et al. 2014).<sup>5</sup> Our final number of tweets was 26.2 million (on average 128,000 per day; median value: 99,000).

Applying sentiment analysis on Arabic posts has attracted a growing interest in recent years (e.g., Al-Moslmi et al. 2017). As discussed in the previous section, we relied on iSA to discern the position expressed by users towards ISIS. For doing that, in the training-set stage of the analysis, we employed three graduated Arab native speakers (one Syrian, one Egyptian and one from Morocco) to ascribe the tone (that we call “sentiment”) towards ISIS with 3 options: positive, negative or neutral.<sup>6</sup> The training-set was compromised by 1,600 tweets extracted randomly from different days

---

<sup>5</sup> The Arabic language has many varieties and dialects. This brings another complexity when dealing with sentiment analysis, since most Arabic users express their opinion using local dialects instead of Standard Arabic (Al-Moslmi et al. 2017). We focus on the posts written in Modern Standard Arabic besides the Levantine and Egyptian dialects, classifying as off-topics all other dialects. Note also that by deciding to focus only on tweets written in Arabic language, we could have incorporated a bias in our analysis as long as the subset of Twitter users in the social-media Arabic sphere who employs other languages to debate about ISIS shares some peculiar and unique characteristics with respect to our research focus (i.e., detecting the sentiment towards ISIS). This is however a limit that couldn't be easily avoided given the geographical scope of our analysis that covers a large number of countries, and therefore of different languages (other than the Arabic one).

<sup>6</sup> In our analysis, we do not distinguish between original tweets and re-tweets, so our implicit assumption is that re-tweets usually reflect sympathy with the original tweet.

in the period here analyzed.<sup>7</sup> See the Appendix for some examples of tweets and their sentiment classification.

Overall, the average positive sentiment value towards Isis (the ratio between % of positive tweets over the sum of % of positive and negative tweets) is 25.1%. In the already quoted work by Jamal et. al. (2015), the authors investigate the reactions to terrorist events (such as the Boston Marathon bombing in 2013 and an attack in London) within the Arabic twitter-sphere by employing the algorithm developed by Hopkins and King (2010), that, as already highlighted, shares the same aggregated and supervised approach as iSA. Quite interestingly, they find that the degree of explicit support in each of the two above mentioned terrorist attacks was roughly one comment out of four, among those who took a clear and strong position on Twitter, therefore producing a result quite similar to ours. Although their result has been derived by focusing on a different subject in an earlier period than ours, we take this recurring percentage (25%) as an indirect corroboration of our recovered aggregate measure of (positive) sentiment towards ISIS in the Arabic Twitter-sphere.

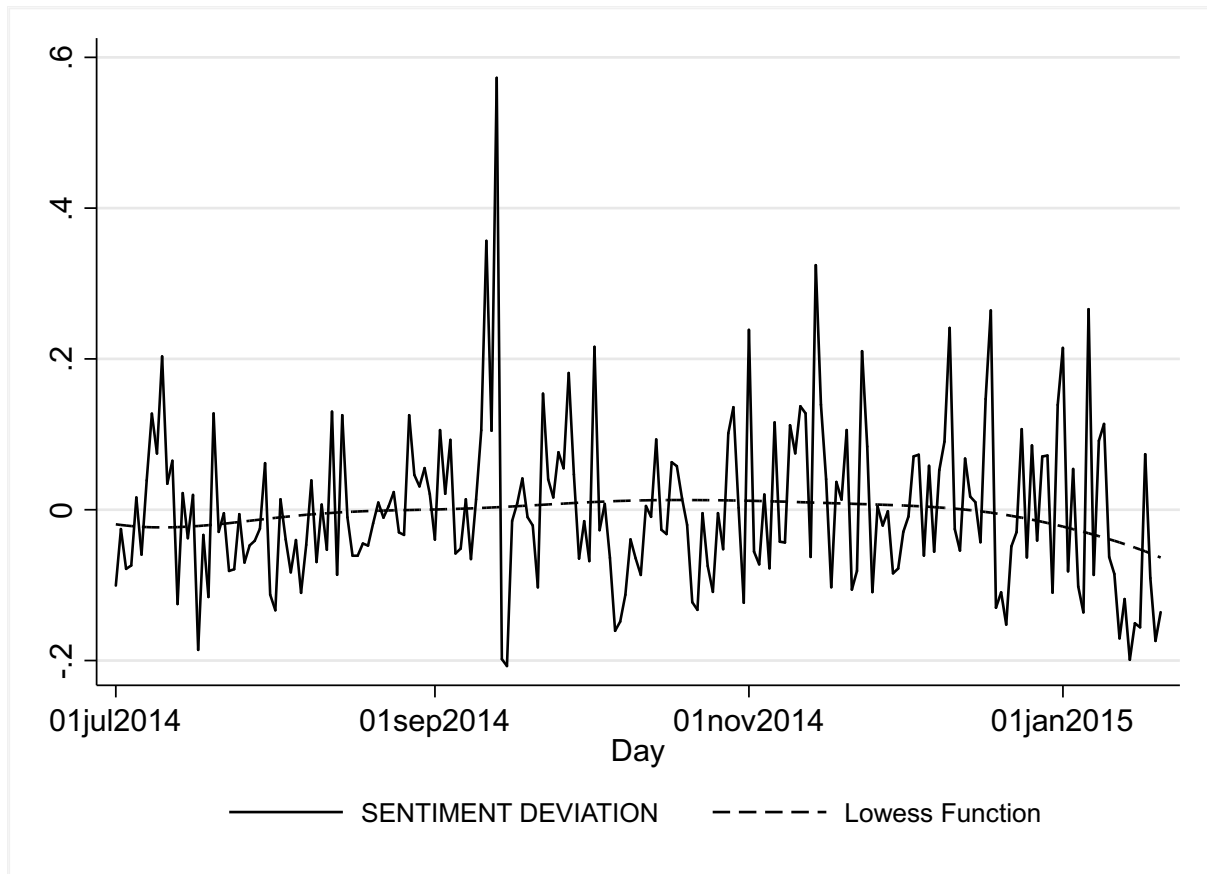
Of course an average value could mask a large variance in the data. Figure 1 in this regard focuses on the daily variation around the share of positive sentiment mean towards ISIS's actions, a variable we label SENTIMENT DEVIATION. Any value higher than 0 means therefore that in that day the expressed (positive) sentiment towards Isis was higher than the mean. The opposite for any value lower than 0. In the same graph we have also reported the corresponding lowess function. Interestingly, this lowess function presents a rather flat trend, meaning that any extemporal shock in the value of SENTIMENT DEVIATION appears to be absorbed in a very fast rate. However, the lowess function begins to bend down in January 2015.

---

<sup>7</sup> In our

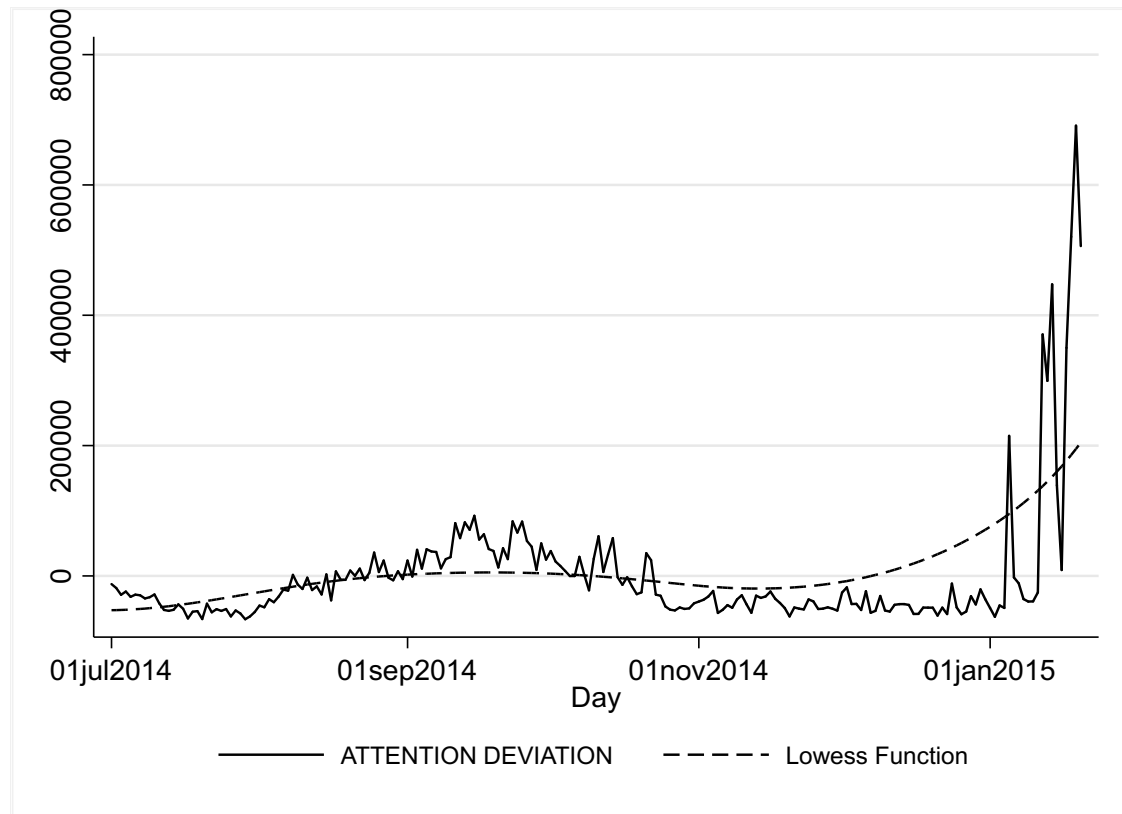
analysis we did not apply any stemming procedure to Arabic texts, given the still controversial debate on the topic. See however the stemming package 'arabicStemR', recently developed for R users by Richard Nielsen (Nielsen 2013).

Figure 1: Daily variation around the share of positive sentiment mean towards ISIS's actions  
(variable name: SENTIMENT DEVIATION)



Similarly, in Figure 2 we have plotted the daily variation around the average number of tweets, a variable that is labelled ATTENTION DEVIATION. In this case, a positive number means on that day the volume of discussion about ISIS within the Arabic Twitter-sphere was larger than the mean (around 128,000 tweets, as noted above); a negative number indicates the opposite. Also in this Figure we have plotted a lowess function that shows a substantial stability that begins to increase once again around January 2015.

Figure 2: Daily variation around the average number of tweets discussing ISIS  
(variable name: ATTENTION DEVIATION)



#### 4. Determinants of daily positive sentiment towards ISIS

In our first econometric analysis, we aim to explain the temporal variation in the data recorded for the SENTIMENT DEVIATION variable. For doing that, we focus on a set of variables. In Model 1 we control for several mayor events, such as the *Beheadings* committed by ISIS and often broad banded via social media. In this respect, we differentiated between beheadings committed against Western (such as the American journalist James Wright Foley in August 2014) as well as Non-Western victims (such as the Lebanese Army soldier Abbas Medlej in September 2014).<sup>8</sup> Then we focus on the *military events* characterizing the on-going military campaign by ISIS in Syria and Iraq, differentiating in this case between mayor victories (such as the seized by ISIS of Syria's Shaer gas field in Homs Governorate happened the 17 July 2014) and major defeats (such as the Battle of Suq al Ghazi that ended with a US–Iraqi win the 15 September 2014). We also control for the “object” of a ISIS attack during the period here considered, in particular by focusing on

<sup>8</sup> Source: [https://en.wikipedia.org/wiki/Timeline\\_of\\_ISIL-related\\_events](https://en.wikipedia.org/wiki/Timeline_of_ISIL-related_events)

those *attacks against Mosques or Imams* (such as the killing of the Sunni Imam Abdul Rahman al-Jobouri in Baquba the 22 July 2014). Finally, we include those days in which mayor ISIS actors gave some *speeches calling for “Muslim Unity”* (such as the speech pronounced the 21st September 2014 by ISIS Official spokesman Abu Mohammad al-Adnani that encouraged Muslims around the world to kill non-Muslims) and the news regarding the *injury of the Caliph*, a news that circulated both the 7<sup>th</sup> November 2014 and once again the 20<sup>th</sup> January 2015. Finally, we include in our analysis the lag of POSITIVE DEVIATION to account for the data’s temporal structure.

Table 1: Determinants of daily SENTIMENT DEVIATION

	Model 1	Model 2	Model 3
SENTIMENT DEVIATION Lag	0.087 (0.096)	0.074 (0.096)	0.049 (0.100)
Beheadings (Western)	0.115 (0.091)	0.120 (0.093)	0.108 (0.091)
Beheadings (Non-Western)	-0.050 (0.033)	-0.049 (0.034)	-0.049 (0.031)
Caliph injured	-0.096 <sup>**</sup> (0.026)	-0.050 <sup>*</sup> (0.023)	-0.045 <sup>+</sup> (0.027)
ISIS Military victory	-0.048 <sup>**</sup> (0.017)	-0.050 <sup>**</sup> (0.017)	-0.048 <sup>**</sup> (0.016)
ISIS Military defeat	-0.009 (0.024)	-0.008 (0.023)	-0.008 (0.023)
Attacks v/ Mosque/Imam	-0.047 <sup>*</sup> (0.019)	-0.054 <sup>**</sup> (0.020)	-0.049 <sup>**</sup> (0.018)
‘Muslims Unity’ ISIS speeches	-0.044 <sup>**</sup> (0.017)	-0.042 <sup>***</sup> (0.013)	-0.049 <sup>**</sup> (0.015)
ATTENTION DEVIATION (/10000)	-	-0.002 <sup>**</sup> (0.001)	-0.002 <sup>***</sup> (0.001)
Charlie Hebdo attack	-	-0.118 <sup>***</sup> (0.027)	-0.111 <sup>***</sup> (0.028)
News on-line Lag	-	-	0.000 <sup>+</sup> (0.000)
Constant	0.009 (0.009)	0.010 (0.009)	-0.036 (0.024)
<i>N</i>	203	203	203
<i>BIC</i>	-298.352	-301.368	-300.208

Robust standard errors in parentheses  
<sup>+</sup>  $p < 0.10$ , <sup>\*</sup>  $p < 0.05$ , <sup>\*\*</sup>  $p < 0.01$ , <sup>\*\*\*</sup>  $p < 0.001$

Model 1 shows, as expected, that a negative impact of *attacks against Mosques or Imams* on SENTIMENT DEVIATION confirming that “when a terrorist group chooses a target that is viewed as illegitimate by their constituents, the group can lose a significant amount of popular support” (Cronin 2009). Also war events appear to matter: in particular, *ISIS Military victory* decreases SENTIMENT DEVIATION as a possible result of an increased “fear effect” within Arabic communities; on the contrary the news regarding the *injury of the Caliph* could have spurred a “liberation (from ISIS threat)” effect contagion within the Arabic Twitter discourses that decreases



the positive sentiment towards ISIS. Other forms of violence do not seem to effect systematically the sentiment towards ISIS: in this sense, we do not find any evidence of a clear backlash effect related to the ostentation of atrocities committed against prisoners often highlighted in the literature, although it is worth stressing the negative sign found for the beheadings of Non-Western prisoners compared to Western ones. A significant and once again negative impact on SENTIMENT DEVIATION is also played by the ISIS call for unity of Muslim. This is not surprising, once we recognize how the main reason to criticize ISIS in the Arabic Twitter-sphere results the use by ISIS of Islamic religion as a shield for pursuing political aims (size power and rule a State), that is perceived to be solely for private interest (e.g., Malik 2014). Finally, the fact that the lagged dependent variable is not significant confirms what we have visually already noted earlier: any extemporal shock on SENTIMENT DEVIATION does not appear to produce any gradually adjusting dynamic. On the contrary, such shock is immediately absorbed in the trend of SENTIMENT DEVIATION, implying probably that any substantial change in SENTIMENT DEVIATION is just due to the entrance (or the exit) in the Arabic Twitter-sphere of new users that discusses about ISIS, rather than any change of opinions of those users that usually discuss about such topic (more on this below).

In Model 2 we show the role played by the degree of attention, in terms of number of posts, devoted to discuss ISIS within Arabic Twitter on the sentiment towards ISIS. As already noted in Figure 2, since January 2015 the volume of discussion about ISIS experiences a sharp increase. One of the reason for this outcome is clearly related to what happened between the 7<sup>th</sup> and the 9<sup>th</sup> of January in Paris, i.e., the attack against Charlie Hebdo committed by a group of ISIS inspired terrorists that had a world-wide echo.<sup>9</sup> We therefore introduced a dummy equals to 1 for the *Charlie Hebdo attack*. Moreover, we also included as a further control variable the ATTENTION DEVIATION discussed in Figure 2. As can be seen, both variables are highly significant and negative correlated with SENTIMENT DEVIATION. In particular, with respect to ATTENTION DEVIATION, an increase by 100,000 posts with respect to the average number of posts devoted to ISIS in normal time, produced a contraction in SENTIMENT DEVIATION equals to 1 standard deviation of its value. This can also be appreciated by noting that if, as already noted, the average value of positive sentiment towards ISIS in our dataset is 25.1%, this value drops to 23.6% once we weight the average according to the number of tweets, and to 12.9% in those days in which we have more than 200,000 comments (90% percentile). This also implies that during “normal time” of on-

---

<sup>9</sup> At least one of the person involved in the terrorist attacks between 7th and 9th January, Amedy Coulibaly, had pledged allegiance to ISIS.

line attention, we probably oversample pro-ISIS supporters, while during “exceptional time” of on-line attention, a larger share of public that normally does not discuss about ISIS, enters in the on-line debate, expressing a sentiment that on average is largely negative towards ISIS.

In Model 3, on the other hand, we controlled how the number of articles published on Arabic on-line newspapers about ISIS affects the sentiment recorded on Twitter. We employed the same keywords employed to monitor the Twitter activity (see Appendix) to recover the on-line news written in Arabic language that were discussing about ISIS in the temporal period covered in our analysis. Also in this case, the data comes from Brandwatch. The average number of articles discussing about ISIS on a daily basis is 737. In this respect, we found a positive media effect (the more news on-line discusses about ISIS, the higher is SENTIMENT DEVIATION), although the impact is significant only at 90%.

## 5. Positive Sentiment towards ISIS and Foreign Fighters

The phenomenon of foreign fighters, i.e., people who decide to leave their own country to go to fight for ISIS in Syria and Iraq, has attracted, as discussed earlier, a large attention in these last years, both at the academic level as well on the popular press as already discussed above. A special focus has been devoted in particular on the reasons that could explain such radical choice. In this section we exploit the geo-localization of tweets to understand if there is any the relationship between the national on-line overall tone towards ISIS across countries with the number of foreign fighters for ISIS of those same countries.

To identify the national origin of a tweet we followed these rules: a) we considered the geo-coordinates meta-data attached to a tweet whenever they were available; b) otherwise, to determine the location of a mention we took advantages either of the information provided directly by the user and/or the time zone meta-data that is sometimes attached to a tweet. Through this method, we were able to recover the national origin of 45% of tweets in our dataset.

The data source for foreign fighters, on the other side, comes from the International Center for the study of Radicalisation and Political violence<sup>10</sup> and The Soufan Group.<sup>11</sup>

Behind the *Sentiment toward ISIS* variable in a given country (estimated as usual as the percentage of positive statements about ISIS over the sum of the percentage of positive and negative statements about ISIS), we control for several other variables at the country-level: *Active*

---

<sup>10</sup> Source: <http://icsr.info/2015/01/foreign-fighter-total-syriairaq-now-exceeds-20000-surpasses-afghanistan-conflict-1980s/>

<sup>11</sup> Source: [http://soufangroup.com/wp-content/uploads/2015/12/TSG\\_ForeignFightersUpdate3.pdf](http://soufangroup.com/wp-content/uploads/2015/12/TSG_ForeignFightersUpdate3.pdf)

*Islamic Terrorist Group* is a dummy equals 1 if there is one or more Islamic terrorist group active within a given country;<sup>12</sup> *Living in a country around ISIS border* is once again a dummy equals 1 if a country shares a border with the ISIS state; *% Shia over Muslims within a country*;<sup>13</sup> *% Broadband* that we treat as a proxy for fast-Internet diffusion;<sup>14</sup> finally, we also include the *Democracy score* for a country according to Polity IV.

Given the characteristics of our dependent variable, we estimate a set of Negative Binomial models. In Model 1 we include all countries presented in our dataset. In Model 2 we replicate Model 1 but including this time only those countries with a number of tweets discussing about ISIS in Arabic language larger than 2,000. Model 3 drops from the analysis the United States. United States is in fact the country with the largest number of tweets (almost 2/3 of the total) and, as already noted (Berger and Morgan 2015), there are several reasons to treat with extra care the data geolocated in the United States when the discussion about ISIS is concerned.<sup>15</sup>

Model 4 is a replication of Model 1 that includes as a further control variable the *Volume of tweets* (i.e., the number of tweets discussing ISIS on Twitter during the period geolocated in a given country and written in Arabic language). Finally, Model 5 adds to Model 4 an interaction term between *Sentiment toward ISIS* and *Volume of tweets*, while Model 6 replicates Model 5 without United States.

---

<sup>12</sup> Source: [https://en.wikipedia.org/wiki/List\\_of\\_designated\\_terrorist\\_groups](https://en.wikipedia.org/wiki/List_of_designated_terrorist_groups)

<sup>13</sup> Sources: <http://www.pewforum.org/datasets/the-worlds-muslims/>;  
[http://en.wikipedia.org/wiki/Shia\\_Islam](http://en.wikipedia.org/wiki/Shia_Islam).

<sup>14</sup> Source: Worldbank database.

<sup>15</sup> Several ISIS supporters appear in fact to deceptively listed locations in the United States in order to create the appearance of a homeland threat.

Table 2: Explaining the Number of Foreign Fighters by country

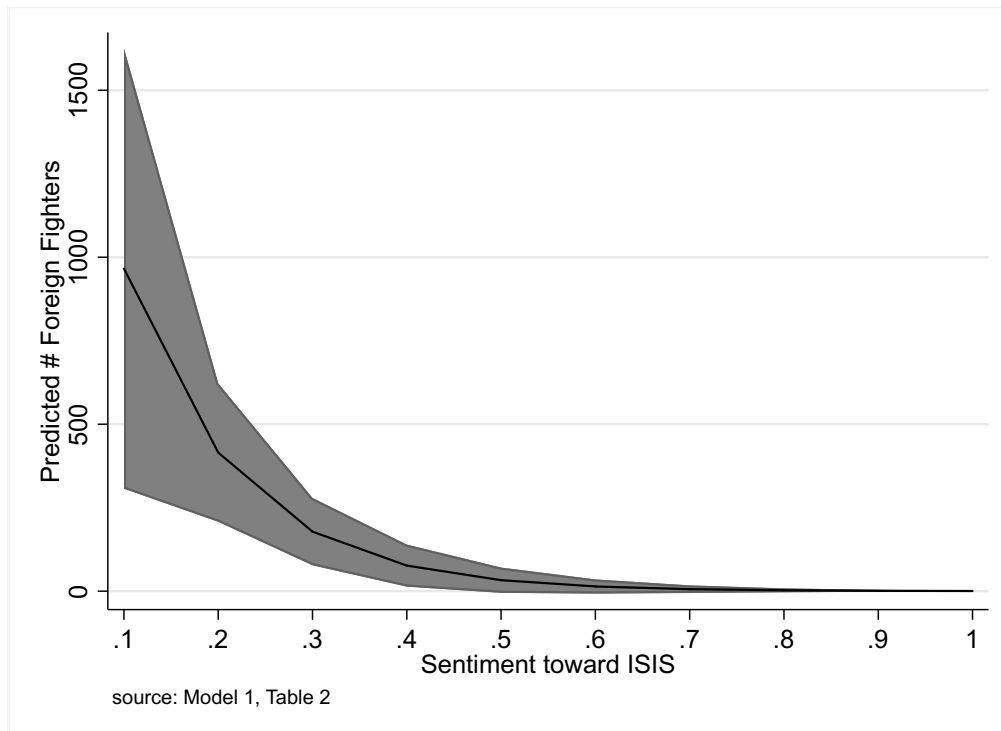
	Model 1	Model 2	Model 3	Model4	Model5	Model 6
- Sentiment toward ISIS	-8.451*** (1.933)	-9.912*** (2.302)	-8.387*** (1.966)	-8.321*** (1.970)	-7.758*** (2.038)	-6.961** (2.354)
- Active Islamic Terrorist Group within a country	1.224 (0.754)	0.831 (0.704)	1.288+ (0.747)	1.343+ (0.734)	1.515* (0.767)	2.060* (0.882)
- Living in a country around ISIS border	1.299** (0.488)	1.314** (0.461)	1.322** (0.465)	1.303** (0.462)	1.750* (0.742)	1.775* (0.804)
- % Shia over Muslims within a country	-0.0741*** (0.0143)	-0.0771*** (0.0145)	-0.0779*** (0.0134)	-0.0779*** (0.0133)	-0.0777*** (0.0141)	-0.0753*** (0.0141)
- Democracy score	-0.0694 (0.0435)	-0.0914+ (0.0468)	-0.0797+ (0.0435)	-0.0807+ (0.0430)	-0.0981* (0.0480)	-0.107* (0.0468)
- % Broadband	0.129*** (0.0342)	0.137*** (0.0350)	0.125*** (0.0328)	0.127*** (0.0323)	0.139*** (0.0352)	0.161*** (0.0394)
- Volume of tweets (/5000)				0.00139*** (0.000334)	0.0240 (0.0233)	0.0691* (0.0292)
- Sentiment X Volume of tweets (/5000)					-0.124 (0.127)	-0.272* (0.135)
Constant	2.610** (0.845)	2.930*** (0.845)	2.626** (0.849)	2.553** (0.835)	2.255* (0.884)	1.436 (1.124)
Observations	61	56	60	61	61	60
Log Pseudolikelihood	-297.5	-279.5	-290.1	-296.4	-296.1	-288.4

Standard errors in parentheses; +  $p < 0.10$ , \*  $p < 0.05$ , \*\*  $p < 0.01$ , \*\*\*  $p < 0.001$

Note: The dependent variable is the number of Foreign Fighters from a given country. Entries are negative binomial coefficients with exposure term =  $\ln(\text{percentage of Muslim people living in a given country})$ . Source: [https://en.wikipedia.org/wiki/Islam\\_by\\_country](https://en.wikipedia.org/wiki/Islam_by_country).

As can be seen, throughout the Models, *Sentiment toward ISIS* is always significant and negative. That is, when a given country has a higher ratio of positive to negative ISIS-related tweets, fewer of its residents traveled to fight with the Islamic State. Figure 3 shows in this respect the predicted number of Foreign Fighters according to *Sentiment toward ISIS* (source: Model 1 in Table 2). So, for example, the expected number of Foreign Fighters decreases by more than half if the *Twitter-Sentiment toward ISIS* in a country increases from 10% to 20%.

Figure 3: Predicted number of Foreign Fighters for different values of Sentiment toward ISIS



Moreover, as can be seen from Model 6, the more tweets we find in a country about ISIS, the stronger that relationship is, i.e., the negative impact on Foreign Fighters of *Sentiment toward ISIS* appears to rise as the amount of discussion within a country about ISIS increases as well. The opposite is also true: the more negative a country’s Twitter discussion was about the Islamic State, the more of that country’s people left to fight with the group.

Why this result? Our hypothesis is that when Islamic State sympathizers find an online community where they can share their ideas—even extremist ones—fewer of them feel the need to take action by leaving “home” to go fight for the group. This means that individuals struggling to be “loyal” to a community with non-radical preferences could, if they do not have the option to “voice” (or, more pertinently, tweet) their radical preferences, opt for a far more radical “exit” and actually join the Islamic State.<sup>16</sup>

<sup>16</sup> Quite interestingly, this “loneliness effect” (i.e., the negative relationship *Sentiment toward ISIS* and the number of Foreign Fighters) seems to appear even if we focus on survey data. For example, according to a Pew Research Center 2013 research (The World’s Muslims: Religion, Politics and Society, <http://www.pewforum.org/2013/04/30/the-worlds-muslims-religion-politics-society-overview/>), the relationship between the percentage of respondents who justify suicide attacks in the

The policy implication of such finding are not trivial. After the tragic events in Paris, the group Anonymous hacked and shut down 5,000 Twitter accounts held by Islamic State sympathizers, with a great deal of media attention. But Twitter itself and various security agencies (including Europol) had already been using similar strategies to limit the group's followers' ability to spread propaganda via social networks. Clearly their main and common aim was to neutralize the Islamic State's ability to use Twitter to reach far beyond its own narrow audience, and to reduce the violent radicals' ability to manipulate public opinion and attract new recruits and sympathizers. The goal might be a good one. But we need to watch out for the unintended — and potentially serious — consequences of such a strategy. Torres Soriano (2012) and Benson (2014), for example, contend that the internet creates as many vulnerabilities for terrorist organizations as it does strengths. On one hand, networked media provides an array of unprecedented advantages for terrorist groups, such as interconnectivity, anonymity, cheapness, power enhancement, access to new audiences (Whine 1999). On the other hand, it also provides a host of disadvantages. Among them, chiefly opportunities for tracing and monitoring, hacking, individual and organizational attacks on sites and disinformation. In this sense, suspending Twitter accounts destroys an important source of intelligence (Akhgar et al. 2016; Neumann 2013).

Second, as much as networked media facilitates communication between like-minded individuals, it also provides a forum for those who are persuasive against it (Torres Soriano 2012). In this sense, limiting debate in a digital forum could further radicalize and isolate possible Islamic State sympathizers. The resulting “loneliness effect” just explained above can be dangerous. To prevent radicalization, it could not be enough for a nation's policies and counterterrorism efforts to welcome minorities into their nation's mainstream, preventing them from feeling marginalized. Quite paradoxically, they could also need to pay attention to individuals within those minorities who begin to feel marginalized within their own moderate communities.

In this sense, the fact that the *Democracy score* variable in Table 2 is almost always significant and with a negative score provides a further evidence of how a “marketplace of ideas” typical of a well-functioning democracy can prevent radicalization (in our case, the number of foreign fighters leaving a given country).

---

set of countries included in our database and the number of Foreign Fighters coming from those same countries up to January 2015 is once again negative ( $r=-0.3$ ). This is a reassuring result given that by focusing on the aggregate level, as we do in our analysis, we cannot rule out the possible existence of an ecological fallacy in our results.

With respect to the other variables included in Table 2, it is interesting to note how everything that reduces the “transaction costs” of becoming a foreign fighter (such as *Living in a country around ISIS border*, having within a country an already existing *Active Islamic Terrorist Group*, and *% Broadband*: all factors that could make communication, access to information to organize a trip to Syria and Iraq easier as well as reducing the financial costs of such trip), increases almost always the number of foreign fighters from a given country. Finally, the existence of a strong and negative impact of *% Shia over Muslims within a country* on the numbers of foreign fighters highlight the well-known religious divide inside Islam characterizing the Shia-Sunni relationship (Hashemi and Postel 2017). This is far from being a surprise: ISIS rhetoric has often fanned the flames of sectarian hostility by presenting the Caliphate as the defender of Sunnis against both Shia-led militias and governments and defining Shias collectively as infidels and therefore legitimate targets of jihad. (Hassan 2016; Gatenstein et al., 2016)

### **Conclusion:**

Compared to the time-frame covered in the present analysis, the military campaign against ISIS in both Syria and Iraq has recorded an impressive series of victories in the months following January 2015, forcing ISIS to abandon almost all of the territory previously controlled. This, however, does not reduce the relevance of the results reported in the present study that focuses on the “glorious days” of the so called “Islamic State”: not only in terms of better understanding an (almost) past phenomenon, but also in terms of the lessons we can derive from it.

Research suggested, for example, that “social media is a double-edged sword” for ISIS because it allows spreading propaganda but also increases ISIS vulnerability – particularly when the victims are other Muslims, mobilizing the opponents and discrediting the terrorist group (Farwell 2014: 52). Building on this debate, our results about the Arabic Twitter discourses on ISIS suggest – indeed – that the support toward ISIS drops, for example, when the group attacks rival Mosques and opponent Imams, killing other Muslims.

Furthermore, in line with the idea of a lonely wolf, our analysis shows that the number of foreign fighters is lower in countries that report a stronger positive sentiment toward ISIS. Conversely, ISIS sympathizers living in countries with a lower share of support might feel marginalized and end up radicalizing their views joining ISIS. Despite potential concerns about ecological fallacy, this seems to suggest that censorship is not a solution to counter the ISIS threat: quite the contrary, by decreasing public support for the terrorist group, censorship can favor radicalization. This conclusion, moreover, keeps its relevance also nowadays: ISIS’s losses of

terrain in the Middle East (and North Africa), seems for example to coincide to a growing online activity by ISIS itself targeting those populations more receptive to its message in several European countries.<sup>17</sup> The fact that ISIS appears successful at inspiring low-level attacks in Europe despite its territorial losses indicates in this sense that its messaging for a “call for lone jihad” remains potentially resonant. Such message, moreover, could be easily interpreted as a different factual translation of the “loneliness effect” we have highlighted in our paper: by being deprived by the exit route represented by joining the Islamic State in the Islamic State controlled territory, the “loneliness effect” could risk to produce a new “exit” option, i.e., terrorist attacks in one’s own native country. This represents a future direction of research that should be investigated in greater details.

Our results in this respect sends back also to a number of studies that consider political terrorism as a substitute for nonviolent expression of harsh dissent (Frey and Luechinger 2003; Gurr 2006; Lichbach 1987). Furthermore, this can be of interest to the growing literature discussing about censorship (King et al. 2013, 2014) and the effects of social media on democracy (Tucker et al. 2017). Finally, this study adds to the mounting evidence that online social networks are not ephemeral, spam-ridden sources of information (DiGrazia et al. 2013). Rather, social media activity can provide a valid indicator of political decision making that could have relevant (and sometimes unfortunate) consequences.

---

<sup>17</sup> See:

<http://www.understandingwar.org/sites/default/files/ISIS%20in%20Europe%20Update%20September-2017.pdf>



## ***References***

Akhgar, Babak, Bayerl, P. Saskia, and Sampson, Fraser (2016). *Open Source Intelligence Investigation*. Springer.

Al-Moslmi, T., Albaredm Adel Al-Shabi. M., Omar, N., and Abdullah, S. (2017). Arabic senti-lexicon: Constructing publicly available language resources for Arabic sentiment analysis, *Journal of Information Science*, DOI: 10.1177/0165551516683

Benson D (2014) Why the Internet is not increasing terrorism. *Security Studies* 23(2): 293–328.

Berger, J.M. and Jonathon Morgan (2015). The ISIS Twitter Census. Defining and describing the population of ISIS supporters on Twitter, The Brookings Project on U.S. Relations with the Islamic World, Analysis Paper, No. 20, March 2015

Berinsky, Adam J. (1999). The Two Faces of Public Opinion, *American Journal of Political Science*, 43(4): 1209-1230

Bishop, G.F. (2003). Intelligent design: Illusions of an informed public. *Public Perspective*, 14(3): 5-7

Brands, Hal, and Peter Feaver (2017). Trump and Terrorism: U.S. Strategy After ISIS. *Foreign Affairs* 96: 28-36

Burnap, P. and Williams, M.L. (2015) Cyber Hate Speech on Twitter: An Application of Machine Classification and Statistical Modelling for Policy and Decision Making, *Policy & Internet* 7(2): 223-242.

Byman, Daniel (2016). ISIS Goes Global: Fight the Islamic State by Targeting Its Affiliates. *Foreign Affairs* 95: 76-85.

Ceron, Andrea, Luigi Curini, and Stefano Iacus (2016). iSA: a fast, scalable and accurate algorithm for sentiment analysis of social media content. *Information Sciences* 367–368: 105–124

Cohen, Jared (2015). Digital counterinsurgency: How to marginalize the Islamic State online. *Foreign Affairs* 94 (6): 52–58.

Cox, Joseph (2015). ISIS now has a propaganda site on the dark web. Motherboard. Available from <http://motherboard.vice.com>, 16 November 2015.

Cronin, Audrey Kurth (2009). *How Terrorism Ends: Understanding the Decline and Demise of Terrorist Campaigns*. Princeton, NJ: Princeton University Press

DiGrazia J, McKelvey K, Bollen J, Rojas F (2013) More Tweets, More Votes: Social Media as a Quantitative Indicator of Political Behavior. *PLoS ONE* 8(11): e79449. doi:10.1371/journal.pone.0079449

Efron, B., Tibshirani, R. (1993). *An Introduction to the Bootstrap*, Boca Raton, FL, Chapman & Hall/CRC, CRC press.

el-Nawawy, M., and S. Khamis (2009). *Islam Dot Com: Contemporary Islamic Discourses in Cyberspace*. New York: Palgrave Macmillan.

Farwell, James P. (2014). The Media Strategy of ISIS. *Survival* 56(6): 49-55

Fisher, R.J. (1993). Social desirability bias and the validity of indirect questioning. *Journal of Consumer Research*, 20(2), 303–315.

Frey, Bruno S., and Simon Luechinger (2003). How to Fight Terrorism: Alternatives to Deterrence. *Defense and Peace Economics* 14(4): 237-249.

Gartenstein-Ross, D., Barr, N. and B. Moreng. (2016). “The Islamic State’s Global Propaganda Strategy”, *The International Centre for Counter-Terrorism – The Hague* 7, no. 1 . [Online]. 31<sup>st</sup> March. Available from: <https://icct.nl/publication/the-islamic-states-global-propaganda-strategy/>

González-Bailón, Sandra, Wang, Ning, Rivero, Alejandro, Borge-Holthoeferd, Javier, and Moreno, Yamir (2014). Assessing the bias in samples of large online networks, *Social Networks*, 38, 16-27

- Greenberg, Karen J. (2016). Counter-Radicalization via the Internet. *The ANNALS of the American Academy of Political and Social Science* 668(1): 165-179.
- Grimmer, Justin, and Stewart, Brandon M. (2013). Text as Data: The Promise and Pitfalls of Automatic Content Analysis Methods for Political Texts. *Political Analysis*, 21(3): 267-297.
- Gurr, Ted Robert (2006). Economic Factors. In Louise Richardson (ed.) *The Roots of Terrorism*, 85-102. New York, NY: Taylor & Francis.
- Hashemi, N. and Postel, D. (2017). Sectarianization: Mapping the New Politics of the Middle East. *The Review of Faith & International Affairs*, 15(3), 1-13.
- Hassan H. (2016). The Sectarianism of the Islamic State: Ideological Roots and Political Context, *Carnegie Endowment For International Peace*. Available from: <http://carnegieendowment.org/2016/06/13/sectarianism-of-islamic-state-ideological-roots-and-political-context-pub-63746> [Accessed 22 Dec. 2017].
- Hopkins, D., and King, G. (2010). A method of automated nonparametric content analysis for social science. *American Journal of Political Science*, 54(1), 229–247.
- Howard, P.N., and Hussain, M.M. (2011). The role of digital media. *Journal of Democracy*, 22(3), 35–48.
- Iacus, S. M., King, G., Porro, G. (2011) ‘Multivariate matching methods that are monotonic imbalance bounding’, *Journal of the American Statistical Association*, 106: 345-361.
- Jamal, Amaney A., Robert O. Keohane, David Romney and Dustin Tingley (2015). Anti Americanism and Anti Interventionism in Arabic Twitter Discourses, *Perspectives on Politics*, 13(1), 55-73
- King, G., Pan, J., & Roberts, M.E. (2013). How censorship in China allows government criticism but silences collective expression. *American Political Science Review*, 107(2), 326–343.

King, Gary, Pan, Jennifer, and Roberts, Margaret E. (2014). Reverse Engineering Chinese Censorship: Randomized Experimentation and Participant Observation, *Science* 345 (6199): 1-10

Klausen, Jytte (2015). Tweeting the Jihad: Social Media Networks of Western Foreign Fighters in Syria and Iraq, *Studies in Conflict & Terrorism*, 38:1, 1-22

Kraidy, Marwan M (2017). The projectilic image: Islamic State's digital visual warfare and global networked affect. *Media, Culture & Society* 39(8): 1194-1209.

Lichbach, Mark Irving (1987). Deterrence or Escalation? The Puzzle of aggregate Studies of Repression and Dissent. *The Journal of Conflict Resolution* 31(2): 266-297.

Lu, Z., Wu, X., Bongard, J. C. (2015). Active learning through adaptive heterogeneous ensembling, *IEEE Trans. Knowl. Data Eng.*, 27(2): 368-381.

Malik, S. (2014) 'Support for Isis stronger in Arabic social media in Europe than in Syria, The Guardian, 28 November'. Available at: <https://www.theguardian.com/world/2014/nov/28/support-isis-stronger-arabic-social-media-europe-us-than-syria>

Monroe, B.L., Pan, J., Roberts, M.E., Sen, M., and Sinclari, B. (2015). No! Formal Theory, Causal Inference, and Big Data Are Not Contradictory Trends in Political Science, *PS: Political Science & Politics*, 48(1), 71-74

Mostafa, M. M. (2013). More than words: Social networks' text mining for consumer brand sentiments, *Expert Systems With Applications*, 40(10): 4241–4251.

Nagler, Jonathan, Tucker, Joshua A. (2015). Drawing Inferences and Testing Theories with Big Data, *PS: Political Science & Politics*, 48(1), 84-88

Neumann, Peter. 2013. Options and strategies for countering radicalization in the United States. *Studies in Conflict and Terrorism* 36(6): 431–59.

Nielsen, Richard Alexander (2013). The Lonely Jihadist: Weak Networks and the Radicalization of Muslim Clerics. Doctoral dissertation, Harvard University, Available at: [https://dash.harvard.edu/bitstream/handle/1/11124850/Nielsen\\_gsas.harvard\\_0084L\\_10887.pdf?sequence=1](https://dash.harvard.edu/bitstream/handle/1/11124850/Nielsen_gsas.harvard_0084L_10887.pdf?sequence=1)

Novenario, Celine Marie I. (2016) Differentiating Al Qaeda and the Islamic State Through Strategies Publicized in Jihadist Magazines. *Studies in Conflict & Terrorism*, 39(11): 953-967.

O'Hara, Kieron and Stevens, David (2015). Echo Chambers and Online Radicalism: Assessing the Internet's Complicity in Violent Extremism. *Policy & Internet*, 7(4): 401-422.

Stephens-Davidowitz, Seth I. (2013). The Cost of Racial Animus on a Black Presidential Candidate: Using Google Search Data to Find What Surveys Miss. Available at SSRN: <https://ssrn.com/abstract=2238851> or <http://dx.doi.org/10.2139/ssrn.2238851>

Torres Soriano, M (2012) The vulnerabilities of online terrorism. *Studies in Conflict & Terrorism* 35(4): 263–277.

Tucker, Joshua, Theocharis, Yannis, Roberts, Margaret, and Barberá, Pablo (2017). From Liberation to Turmoil: Social Media and Democracy. *Journal of Democracy*, 28(4): 46-59.

Yoon, S., Elhadad, N., and Bakken, S. (2013). A practical approach for content mining of tweets, *American Journal of Preventive Medicine*, 45(1): 122–129.

Whine, M (1999) Cyberspace. A new medium for communication, command, and control by extremists. *Studies in Conflict & Terrorism* 22(3): 231–245.

Wojcieszak, M. (2010). Don't Talk to Me: Effects of Ideologically Homogeneous Online Groups and Politically Dissimilar Offline Ties on Extremism. *New Media and Society* 12 (4): 637–55.

Zeitoff, Thomas (2011). Using Social Media to Measure Conflict Dynamics: An Application to the 2008-2009 Gaza Conflict, *The Journal of Conflict Resolution*, 55 (6), 938-969

Zeitsoff, Thomas, John Kelly and Gilad Lotan (2015). Using social media to measure foreign policy dynamics: An empirical analysis of the Iranian–Israeli confrontation (2012–13), *Journal of Peace Research*, 52 (3), 368–383

### **Appendix 1: List of keyword employed in our query**

الزرقاوي مسعد ابو OR الشوري لمجلس مجاهدين OR الجهاد و التوحيد منظمه OR الشام و العراق في الاسلامية الدولة  
العراق في القاعدة عن الانفصاليين OR خليفه OR البغدادي بكر ابو خليفه OR عالمية جهاد حركه OR الخوري ليث  
الإسلامية الدولة OR داعش OR ISIS OR ISIL OR الإسلامية الدولة OR لقاءه OR سوريا و  
و تتمدد باقية OR والشام العراق في الإسلامية الدولة OR داعش OR والشام العراق في الإسلامية الدولة

### **Appendix 2: Examples of classified tweets about ISIS in the training-set**

*Positive Sentiment:*

17 July 2014

يحاربون أنهم ادركتم هل الجزية وفرض الرجم حد يهاجمون  
زعموا كما وليس الدولة تطبقه الذي الله شرع يكرهون لانهم الإسلامية الدولة

(English translation: “They are attacking the rules on stoning and taxing non-believers. They are fighting the Islamic State because they hate god's shariah that Islamic State implements”)

29 August 2014

ماعتقد قولك على داعش ولا بوش لك أقرب من الدولة جنود تكره ليش  
الشيعة هم الدولة يكره من لان الطريقة بهذه وتكلم سني إنك

(English translation: “Why do you hate Islamic State soldiers? Who are you closer to Bush or Isis? According to what you are saying I don't believe you are Sunni and you talk in this way because those who hate Islamic State are Shia”)

7 September 2014

يحيون هم .. معك فون يخلت وسوريا العراق في السنة أهل  
.. قطر في وتعيش الدولة تكره وأنت معها وعاشوا الإسلامية الدولة

(English translation: The Sunni people in Iraq and Syria disagree with you. They live within Islamic State and they love the state but you hate Isis though you live in Qatar)

22 October 2014

..الشام في ما أجمل

كذب ببساطة فهموا قد فهم ،العوام لتوعي بحاجة تعد لم أنك

داعش# عن بالحديث الإعلام

(English translation: The most beautiful thing in Syria is that you don't need to raise the consciousness of the people because they have understood the lies of the media when they talk about Isis)

*Negative Sentiment:*

18 August 2014

القرء تلفظها كلمات "ضدنا فهو معنا ليس من

باغية# الإسلامية\_الدولة# البغدادي هجم وطبقها بوش

(English translation: Either you're with us or against us. These words were said by that monkey Bush and are put into effect by [Abu Bakr al-Baghdadi's mobs. #unjust #Islamicstate)

29 September 2014

ويبيدهم ياخذهم الله ! سرق عشانه سوري طفل قتل داعش

(: زين أشوفه قدرت ما بشع المنظر ،، الأرض من

(English translation: Isis killed a syrian boy for stealing. May god take them and wipe them off the face of the earth. The images are horrible, I couldn't watch it okay :())

14 October 2014

الاسلامي بالدين جاهل المتطرف الحيواني الدموي داعش فكر يؤيد او يقبل من

الاسلام اعداء لحساب تعمل داعش ان ومتأكد.. وسماحته

(English translation: Those who call themselves Isis and Islamic State, keep quite cos a superior complex is not good and your path is ignorance and darkness. Educate yourself, it's better than being a vagabond from the streets)

17 Octotber 2014

...فلکہا فی سار من وکل داعش أکره أنا  
... (بِن) تنتظر ماذا وانت

(English translation: I hate Isis and anyone moving in its orbit. And what are you waiting for?)