

Predictor ranking and false discovery proportion control in high-dimensional regression

X. Jessie Jeng^{a,*}, Xiongzhi Chen^b

^aDepartment of Statistics, North Carolina State University, Raleigh, NC 27695, USA

^bDepartment of Mathematics and Statistics, Washington State University, Pullman, WA 99164, USA

Abstract

We propose a ranking and selection procedure to prioritize relevant predictors and control false discovery proportion (FDP) of variable selection. Our procedure utilizes a new ranking method built upon the de-sparsified Lasso estimator. We show that the new ranking method achieves the optimal order of minimum non-zero effects in ranking relevant predictors ahead of irrelevant ones. Adopting the new ranking method, we develop a variable selection procedure to asymptotically control FDP at a user-specified level. We show that our procedure can consistently estimate the FDP of variable selection as long as the de-sparsified Lasso estimator is asymptotically normal. In numerical analyses, our procedure compares favorably to existing methods in ranking efficiency and FDP control when the regression model is relatively sparse.

Keywords: Multiple testing, Penalized regression, Sparsity, Variable selection.

2010 MSC: Primary 62H12, Secondary 62F12

1. Introduction

In the past fifteen years, impressive progress has been made in high-dimensional statistics where the number of unknown parameters can greatly exceed the sample size. We consider a sparse linear model

$$y = \mathbf{x}^\top \boldsymbol{\beta} + \varepsilon,$$

where y is the response variable, $\mathbf{x} = (x_1, \dots, x_p)^\top$ the vector of predictors, $\boldsymbol{\beta} = (\beta_1, \dots, \beta_p)^\top$ the unknown coefficient vector, and ε the random error. Our goal is to simultaneously test

$$H_{0j} : \beta_j = 0 \quad \text{against} \quad H_{1j} : \beta_j \neq 0 \quad \text{for} \quad j = 1, \dots, p$$

and select a predictor X_j into the model if H_{0j} is rejected.

Much work has been conducted on point estimation of $\boldsymbol{\beta}$; see, for instance, Chapters 1-10 of [7]. Among the most popular point estimators, Lasso benefits from the geometry of the L_1 norm penalty to shrink some coefficients exactly to zero and hence performs variable selection [31]. The Lasso estimator $\hat{\boldsymbol{\beta}}$ possesses desirable properties including the oracle inequalities on $\|\hat{\boldsymbol{\beta}} - \boldsymbol{\beta}\|_q$ for $q \in [1, 2]$ [3, 7]. However, it is difficult to characterize the distribution of the Lasso estimator and assess the significance of selected variables.

Recently, the focus of research in high-dimensional regression has been shifted to confidence intervals and hypothesis testing for $\boldsymbol{\beta}$. Substantial progress has been made in [8] [12], [20], [23], [24], [27], [32], [34], [36], etc. In particular, innovative methods have been developed to enable multiple hypothesis testing on $\boldsymbol{\beta}$. For example, [5] and [37] propose to control family-wise error rate (FWER) under the dependence imposed by $\boldsymbol{\beta}$ estimation. Methods to control false discovery rate (FDR, [2]) have been developed in [1], [4], [10], [18], [21], [28], etc.

*Corresponding author. Email address: xjjeng@ncsu.edu

In this paper, we aim to prioritize relevant predictors in predictor ranking and select variables by controlling false discovery proportion (FDP, [17]). FDP is the ratio of the number of false positives to the number of total rejections. Given an experiment, FDP is realized but unknown. In the literature of multiple testing, estimating FDP under dependence has been studied in, e.g., [13], [14] and [16].

We propose the DLasso-FDP procedure, which ranks and selects predictors in linear regression based on the de-sparsified Lasso (DLasso) estimator and its limiting distribution [32, 36]. We show that ranking the predictors by the standardized DLasso estimator achieves the optimal order of the minimum non-zero effect for ranking relevant predictors ahead of irrelevant ones when the dimension p , sample size n , and the number of non-zero coefficients s_0 satisfy $s_0 = o(n/\ln p)$. Further, we develop consistent estimators of the FDP and marginal FDR for variable selection based on the standardized DLasso estimator. Unlike in conventional studies on FDP and FDR where the null distributions of test statistics are exact, the null distribution of the DLasso estimator can only be approximated asymptotically, and the approximation errors for all estimated regression coefficients need to be considered conjointly to estimate FDP. Our simulation studies support our theoretical findings and demonstrate that DLasso-FDP compares favorably with existing methods in ranking efficiency and FDP control, especially when the regression model is relatively sparse.

The rest of the article is organized as follows. Section 2 provides theoretical analyses on the ranking efficiency of the standardized DLasso estimator and consistent estimation of the FDP and marginal FDR of the DLasso-FDP procedure. Numerical analyses are presented in Section 3. Section 4 provides further discussions. All proofs are presented in the appendix.

2. Theory and Method

2.1. Notations

We collect notations that will be used throughout the article. The symbols $O(\cdot)$ and $o(\cdot)$ respectively denote Landau's big O and small o notations, for which accordingly $O_{\text{Pr}}(\cdot)$ and $o_{\text{Pr}}(\cdot)$ their probabilistic versions. The symbol C denotes a generic, finite constant whose values can be different at different occurrences.

For a matrix \mathbf{M} , \mathbf{M}_{ij} denotes its (i, j) entry, the q -norm $\|\mathbf{M}\|_q = \left(\sum_{i,j} |\mathbf{M}_{ij}|^q\right)^{1/q}$ for $q > 0$, ∞ -norm $\|\mathbf{M}\|_\infty = \max_{i,j} |\mathbf{M}_{ij}|$, and $\|\mathbf{M}\|_{1,\infty}$ is the maximum of the 1-norm of each row of \mathbf{M} . If \mathbf{M} is symmetric, $\sigma_i(\mathbf{M})$ denotes the i th smallest eigenvalue of \mathbf{M} . The symbol \mathbf{I} denotes the identity matrix. A vector \mathbf{v} is always a column vector whose i th component is denoted by v_i . For a set A , $|A|$ denotes its cardinality and $\mathbf{1}_A$ its indicator. $a \vee b = \max\{a, b\}$ for two real numbers a and b .

2.2. Regression model and the de-sparsified Lasso estimator

Given n observations from the model $y = \mathbf{x}^\top \boldsymbol{\beta} + \varepsilon$, we have

$$\mathbf{y} = \mathbf{X}\boldsymbol{\beta} + \boldsymbol{\varepsilon}, \quad (1)$$

where $\mathbf{y} = (y_1, \dots, y_n)^\top$ and $\mathbf{X} = [\mathbf{x}_1, \dots, \mathbf{x}_p] \in \mathbb{R}^{n \times p}$. We assume $\boldsymbol{\varepsilon} \sim \mathcal{N}_n(0, \sigma^2 \mathbf{I})$ and $\sigma^2 = O(1)$ in this work. Let $S_0 = \{j : \beta_j \neq 0\}$ and $s_0 = |S_0|$. The Lasso estimator is

$$\hat{\boldsymbol{\beta}} = \hat{\boldsymbol{\beta}}(\lambda) = \arg \min_{\boldsymbol{\beta} \in \mathbb{R}^p} (\|\mathbf{y} - \mathbf{X}\boldsymbol{\beta}\|_2^2/n + 2\lambda \|\boldsymbol{\beta}\|_1). \quad (2)$$

Let $\hat{\boldsymbol{\Sigma}} = n^{-1} \mathbf{X}^\top \mathbf{X}$. To obtain the de-sparsified Lasso estimator for $\boldsymbol{\beta}$ as in [32] and [36], a matrix $\hat{\boldsymbol{\Theta}} \in \mathbb{R}^{p \times p}$ such that $\hat{\boldsymbol{\Theta}} \hat{\boldsymbol{\Sigma}}$ is close to \mathbf{I} is obtained by Lasso for nodewise regression on \mathbf{X} as in [26]. Let \mathbf{X}_{-j} denote the matrix obtained by removing the j th column of \mathbf{X} . For each $j = 1, \dots, p$, let

$$\hat{\boldsymbol{\gamma}}_j = \operatorname{argmin}_{\boldsymbol{\gamma} \in \mathbb{R}^{p-1}} \left(n^{-1} \|\mathbf{x}_j - \mathbf{X}_{-j} \boldsymbol{\gamma}\|_2^2 + 2\lambda_j \|\boldsymbol{\gamma}\|_1 \right) \quad (3)$$

with components $\hat{\gamma}_{j,k}$, $k = 1, \dots, p$ and $k \neq j$. Further, define

$$\hat{\tau}_j^2 = n^{-1} \|\mathbf{x}_j - \mathbf{X}_{-j} \hat{\boldsymbol{\gamma}}_j\|_2^2 + 2\lambda_j \|\hat{\boldsymbol{\gamma}}_j\|_1$$

and

$$\hat{\Theta} = \text{diag}(\hat{\tau}_1^{-2}, \dots, \hat{\tau}_p^{-2}) \begin{pmatrix} 1 & -\hat{\gamma}_{1,2} & \cdots & -\hat{\gamma}_{1,p} \\ -\hat{\gamma}_{2,1} & 1 & \cdots & -\hat{\gamma}_{2,p} \\ \vdots & \vdots & \ddots & \vdots \\ -\hat{\gamma}_{p,1} & -\hat{\gamma}_{p,2} & \cdots & 1 \end{pmatrix}.$$

The estimator

$$\hat{\mathbf{b}} = \hat{\boldsymbol{\beta}} + n^{-1} \hat{\Theta} \mathbf{X}^\top (\mathbf{y} - \mathbf{X} \hat{\boldsymbol{\beta}}) \quad (4)$$

is referred to as the de-sparsified Lasso (DLasso) estimator. This implies

$$\sqrt{n}(\hat{\mathbf{b}} - \boldsymbol{\beta}) = n^{-1/2} \hat{\Theta} \mathbf{X}^\top \boldsymbol{\varepsilon} - \boldsymbol{\delta} = \mathbf{w} - \boldsymbol{\delta},$$

where

$$\mathbf{w} | \mathbf{X} \sim \mathcal{N}_p(0, \sigma^2 \hat{\Omega}), \quad \hat{\Omega} = \hat{\Theta} \hat{\Sigma} \hat{\Theta}^\top,$$

and

$$\boldsymbol{\delta} = \sqrt{n}(\hat{\Theta} \hat{\Sigma} - \mathbf{I})(\hat{\boldsymbol{\beta}} - \boldsymbol{\beta}).$$

Since the distribution of $\mathbf{w} | \mathbf{X}$ is fully specified, it is essential to study $\boldsymbol{\delta}$ to derive the distribution of $\hat{\mathbf{b}}$. We adopt the result in [20], which provides an explicit bound on the magnitude of $\boldsymbol{\delta}$. Let $\Theta = \Sigma^{-1}$, $s_j = \left| \{k \neq j : \Theta_{jk} \neq 0\} \right|$ and $s_{\max} = \max_{1 \leq j \leq p} s_j$. Note that s_j can be regarded as the number of non-zero coefficients when regressing X_j on the remaining predictors. Suppose the following hold:

A1) Gaussian random design: the rows of \mathbf{X} are i.i.d. $\mathcal{N}_p(0, \Sigma)$ for which Σ satisfies:

A1a) $\max_{1 \leq j \leq p} \Sigma_{jj} \leq 1$.

A1b) $0 < C_{\min} \leq \sigma_1(\Sigma) \leq \sigma_p(\Sigma) \leq C_{\max} < \infty$ for constants C_{\min} and C_{\max} .

A1c) $\rho(\Sigma, C_0 s_0) \leq \rho$ for some constant $\rho > 0$, where $C_0 = 32C_{\max}C_{\min}^{-1} + 1$,

$$\rho(\mathbf{A}, k) = \max_{T \subseteq [p], |T| \leq k} \left\| (\mathbf{A}_{T,T})^{-1} \right\|_{1, \infty}$$

for a square matrix \mathbf{A} , $[p] = \{1, \dots, p\}$, $\mathbf{A}_{T,T}$ is a submatrix formed by taking entries of \mathbf{A} whose row and column indices respectively form the same subset T .

A2) Tuning parameters: for the Lasso in (2), $\lambda = 8\sigma \sqrt{n^{-1} \ln p}$; for nodewise regression in (3), $\lambda_j = \tilde{\kappa} \sqrt{n^{-1} \ln p}$, $j = 1, \dots, p$ for a suitably large universal constant $\tilde{\kappa}$.

We rephrase Theorem 3.13 of [20] for unknown Σ as follows.

Lemma 1. Consider model (1). Assume A1) and A2). Then there exist positive constants c and c' depending only on C_{\min} , C_{\max} and $\tilde{\kappa}$ such that, for $\max\{s_0, s_{\max}\} < cn / \ln p$, the probability that

$$\|\boldsymbol{\delta}\|_{\infty} \leq c' \rho \sigma \sqrt{\frac{s_0}{n} \ln p} + c' \sigma \min\{s_0, s_{\max}\} \frac{\ln p}{\sqrt{n}}$$

is at least $1 - 2pe^{-16^{-1}ns_0^{-1}C_{\min}} - pe^{-cn} - 6p^{-2}$.

Lemma 1 provides an explicit bound on the magnitude of $\boldsymbol{\delta}$, and hence the difference between the distribution of the DLasso estimator $\hat{\mathbf{b}}$ and the normally distributed variable $\mathbf{w} | \mathbf{X}$. This is very helpful for our subsequent studies.

2.3. Ranking efficiency of DLasso estimator

In general, variable selection procedures often rank predictors by some measure of importance and select a subset of top-ranked predictors based on a selection criterion. For instance, the Lasso ranks predictors by the Lasso solution path and selects a subset of top-ranked predictors by, for example, cross validation. In this paper, we propose to rank the predictors by the standardized DLasso estimator and select the top-ranked predictors via FDP control. The standardized DLasso estimator is constructed as

$$z_j = \sqrt{n} \hat{b}_j \sigma^{-1} \hat{\Omega}_{jj}^{-1/2}, \quad 1 \leq j \leq p. \quad (5)$$

We rank the predictors by their absolute values of z_j in a decreasing order. Let $I_0 = \{1 \leq j \leq p : \beta_j = 0\}$ and $p_0 = |I_0|$. We say that all relevant predictors are asymptotically ranked ahead of any irrelevant predictor if

$$\lim_{p \rightarrow \infty} \Pr \left(\min_{j \in S_0} |z_j| > \max_{j \in I_0} |z_j| \right) = 1.$$

Note that although the DLasso estimates are asymptotically normally distributed given \mathbf{X} , their asymptotic covariance matrix $\sigma^2 \hat{\Omega}$ ($\hat{\Omega} = \hat{\Theta} \hat{\Sigma} \hat{\Theta}^\top$) is not a sparse matrix. The following theorem provides insights for the efficiency of ranking predictors by $|z_j|$ under such covariance dependence.

Theorem 1. Consider model (1) and the standardized DLasso estimator $\{z_j\}_{j=1}^p$ in (5). Let

$$C_p = \ln(p^2/2\pi) + \ln \ln(p^2/2\pi)$$

and

$$B_p(s_0, n, \Sigma) = c' \rho \sigma \sqrt{\frac{s_0}{n}} \ln p + c' \sigma \min\{s_0, s_{\max}\} \frac{\ln p}{\sqrt{n}}.$$

Assume A1) and A2). If $s_0 \leq p_0$, $\max\{s_0, s_{\max}\} = o(n/\ln p)$ and

$$\beta_{\min} := \min_{j \in S_0} |\beta_j| \geq 2n^{-1/2} \left\{ \sqrt{C_{\min}^{-1} C_{\max}} B_p(s_0, n, \Sigma) + \sigma \sqrt{C_{\max}} (1+a) \sqrt{C_{p_0}} \right\} \quad (6)$$

for some constant $a > 0$, then the standardized DLasso estimator asymptotically rank all relevant predictors ahead of any irrelevant ones, i.e., $\Pr(\min_{j \in S_0} |z_j| > \max_{j \in I_0} |z_j|) \rightarrow 1$ as $s_0 \rightarrow \infty$.

Condition (6) on β_{\min} is imposed to separate relevant predictors from irrelevant ones. Note that condition (6) implies $\beta_{\min} > C \sqrt{\ln p/n}$, and the order of $\sqrt{\ln p/n}$ is optimal for perfect separation of signals from noise. In other words, under suitable conditions, ranking variables by $\{|z_j|\}_{j=1}^p$ obtains the optimal order of β_{\min} for perfect separation. Further, compared to Lemma 1, the stronger condition in Theorem 1 on s_{\max} , i.e., $s_{\max} = o(n/\ln p)$, ensures $\|\hat{\Omega} - \Sigma^{-1}\|_\infty = o_{\text{Pr}}(1)$, so that the standardization of each \hat{b}_j in (5) is proper.

2.4. Consistent estimation of FDP and marginal FDR

Recall that we are simultaneously testing $H_{0j} : \beta_j = 0$ versus $H_{1j} : \beta_j \neq 0$ for $j = 1, \dots, p$ and selecting predictor X_j into the model whenever H_{0j} is rejected. The findings on the ranking efficiency of the standardized DLasso help us develop a variable selection procedure with the following rejection rule:

$$\text{reject } H_{0j} \text{ whenever } |z_j| > t \text{ for a fixed rejection threshold } t > 0. \quad (7)$$

Define $R_z(t) = \sum_{j=1}^p 1_{\{|z_j| > t\}}$ as the number of discoveries and $V_z(t) = \sum_{j \in I_0} 1_{\{|z_j| > t\}}$ the number of false discoveries. Then the FDP of the procedure at rejection threshold t is

$$FDP_z(t) = \frac{V_z(t)}{R_z(t) \vee 1}.$$

To control the FDP of the procedure at a prespecified level, we propose to consistently estimate $FDP_z(t)$ for any fixed t . To this end, we state an extra assumption:

A3) Sparsities of β and Θ : $\max\{s_0, s_{\max}\} = o(n/\ln p)$, $\min\{s_{\max}, s_0\} = o(\sqrt{n}/\ln p)$, $s_0 = o(n/(\ln p)^2)$ and $s_0 = o(p)$.

Assumption A3), together with [Lemma 1](#), ensures $\|\delta\|_\infty = o_{\Pr}(1)$ [20]. This is sufficient for us to construct a consistent estimator of $FDP_{\mathbf{z}}(t)$, i.e.,

$$\widehat{FDP}(t) = \frac{2p\Phi(-t)}{R_{\mathbf{z}}(t) \vee 1},$$

where Φ is the cumulative distribution function (CDF) of the standard normal random variable. Note that $\widehat{FDP}(t)$ is observable based on $\{z_j\}_{j=1}^p$, and $\{z_j\}_{j=1}^p$ are dependent with non-sparse covariance matrix.

Theorem 2. Consider model (1) and the standardized DLasso estimator $\{z_j\}_{j=1}^p$ in (5). Assume A1) to A3). Then

$$\widehat{FDP}(t) - FDP_{\mathbf{z}}(t) = o_{\Pr}(1). \quad (8)$$

[Theorem 2](#) shows that $FDP_{\mathbf{z}}(t)$ can be consistently estimated by the observable quantity $\widehat{FDP}(t)$ when β and Θ are sparse in the sense of assumption A3). Moreover, no additional assumptions other than those to ensure asymptotic normality of the DLasso estimator are needed when \mathbf{X} is from Gaussian random design.

An analogous result can be obtained for estimating the marginal FDR, which is defined as

$$mFDR_{\mathbf{z}}(t) = \frac{E\{V_{\mathbf{z}}(t)\}}{E\{R_{\mathbf{z}}(t) \vee 1\}}.$$

Marginal FDR was proposed in [30] and has been proved to be close to FDR when test statistics are independent. Here, we have:

Corollary 1. Under the conditions in [Theorem 2](#),

$$\widehat{FDP}(t) - mFDR_{\mathbf{z}}(t) = o_{\Pr}(1). \quad (9)$$

2.5. Algorithm for the DLasso-FDP procedure

Once we are able to consistently estimate the FDP of the procedure defined by (7), for a user-specified $\alpha \in (0, 1)$ we can determine the rejection threshold t_α such that $\widehat{FDP}_{\mathbf{z}}(t_\alpha) \leq \alpha$ and then reject H_{0j} if $|z_j| > t_\alpha$ for each j . This procedure, which we call the De-sparsified Lasso FDP (DLasso-FDP) procedure, will have its FDP asymptotically bounded by α . The implementation of the procedure is provided in [Algorithm 1](#).

Algorithm 1 DLasso-FDP

- 1: Calculate the DLasso estimator by (4) and obtain $\{z_j\}_{j=1}^p$ by (5).
 - 2: Rank the predictors by the absolute values of $\{z_j\}_{j=1}^p$ so that $|z_{(1)}| > \dots > |z_{(p)}|$.
 - 3: Specify an $\alpha \in (0, 1)$ for FDP control; e.g., $\alpha = 0.1$.
 - 4: Find the minimum value of t , denoted by t_α , such that $\widehat{FDP}(t) \leq \alpha$.
 - 5: Select the top-ranked predictors with $|z_{(j)}| > t_\alpha$.
-

The following corollary summarizes the asymptotic control of FDP and mFDR by the DLasso-FDP procedure.

Corollary 2. Given a fixed $\alpha \in (0, 1)$, select predictors by the DLasso-FDP procedure described in [Algorithm 1](#). Then, under the conditions in [Theorem 2](#),

$$\Pr\{FDP_{\mathbf{z}}(t_\alpha) \leq \alpha\} \rightarrow 1 \quad \text{and} \quad \Pr\{mFDR_{\mathbf{z}}(t_\alpha) \leq \alpha\} \rightarrow 1.$$

3. Numerical Analysis

In the following examples, the linear model (1) is simulated with $p = 200$, $\boldsymbol{\varepsilon} \sim \mathcal{N}_n(0, \mathbf{I})$, and each row of $\mathbf{X} \sim \mathcal{N}_p(0, \boldsymbol{\Sigma})$. We use the Ergős-Rényi random graph in [9] to generate the precision matrix $\boldsymbol{\Theta} = \boldsymbol{\Sigma}^{-1}$ with s_{\max} generated from the binomial distribution $\mathcal{B}(p, 0.05)$, such that the nonzero elements of $\boldsymbol{\Theta}$ are randomly located in each of its rows with magnitudes randomly generated from the uniform distribution $\mathcal{U}[0.4, 0.8]$. Without loss of generality, $\beta_j, j = 1, \dots, s_0$, are nonzero coefficients with the same value. We consider settings of different sample size (n), number of nonzero coefficients (s_0), and effect size of $\beta_1, \dots, \beta_{s_0}$. We obtain the DLasso estimates using the R package `hdi` and derive \mathbf{z} by (5).

Example 1: Ranking efficiency based on DLasso estimate. We compare the ranking of $\{|z_j|\}_{j=1}^p$ with the ranking based on Lasso solution path, which is generated by the R package `glmnet`. The efficiency of ranking is illustrated using the FDP-TPP curve, where TPP represents true positive proportion and is defined as the number of true positives divided by s_0 .

For a given $\text{TPP} \in \{1/s_0, \dots, s_0/s_0\}$, we measure the corresponding FDP, which is the price to pay in false positives for retaining the given TPP level. Consequently, a more efficient method for ranking would have a lower FDP-TPP curve. Figure 1 reports the mean values of the FDP-TPP curves over 100 replications for different methods. It shows that the ranking of $\{|z_j|\}_{j=1}^p$ is more efficient than that based on the Lasso solution path in prioritizing relevant predictors over irrelevant ones under finite sample. The reason, we think, is because DLasso mitigates the bias induced by Lasso shrinkage.

Example 2: Estimation of FDP. In this example, we compare our estimated FDP with the true FDP in the settings with $p = 200, \beta_1 = 0.5, n = 100$ or 150 , and $s_0 = 10$ or 30 . Figure 2 presents the empirical mean of our estimated FDP and the empirical mean of the true FDP for different t values. It can be seen that (i) the mean values of the two statistics generally agree with each other in all cases, (ii) the estimated FDP tends to be lower than true FDP for larger t values, and higher than true FDP for smaller t values, and (iii) the approximation accuracy of the estimated FDP increases with the sample size.

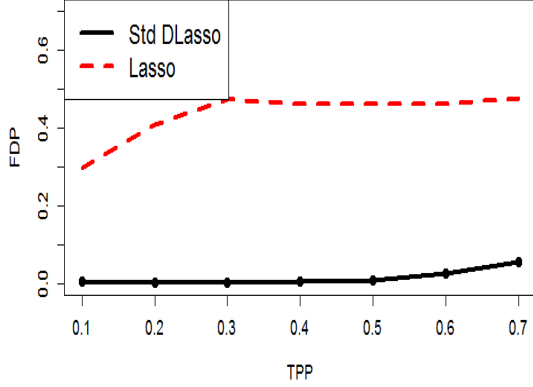
We also show the histograms of the true FDP and estimated FDP at specific t values with $p = 200, \beta_1 = 0.5, s_0 = 30, n = 100$ or 150 . Figure 3 shows that the distribution of the estimated FDP generally mimics that of the true FDP in a more concentrated way. When sample size increases, the true FDP and the estimated FDP become more concentrated around their own mean values.

Example 3: Variable selection by DLasso-FDP procedure. We compare DLasso-FDP with three other methods, DLasso-FWER, DLasso-BH, and Knockoff. DLasso-FWER is the dependence adjusted FWER control method in [5] and [32]. DLasso-BH is an ad hoc procedure that directly applies Benjamini-Hochber’s procedure [2] on the asymptotic p -values of the DLasso estimator. The first three methods (DLasso-FDP, DLasso-FWER, and DLasso-BH) are all built upon the DLasso estimator. The fourth method, Knockoff, has been developed to directly control FDR without the need to derive limiting distribution and p -values [1, 10]. We use the “`knockoff.filter`” function in default from the R package `knockoff`, which creates model-X second-order Gaussian knockoffs as introduced in [10]. The nominal levels are set at 0.1 for all the methods.

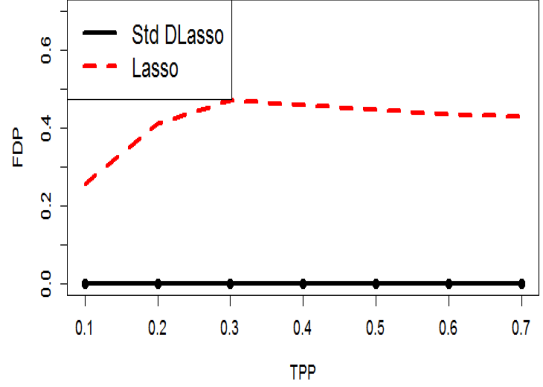
The performances of the methods are measured by the mean values of their true FDPs and TPPs from 100 simulations. Note that the expected value of FDP is FDR. Table 1 has $s_0 = 10, n = 100$ and $150, \beta_1 = 0.5, 0.7$, and 1. Table 2 has an increased value for s_0 to 30. Both tables show that DLasso-BH seems to control the empirical FDR the worst and DLasso-FWER, on the contrary, is most conservative with smallest empirical FDR. For DLasso-FDP, we see that when sample size increases, DLasso-FDP has a better control on the empirical FDR at the nominal level of 0.1, which agrees with our expectation. Comparing DLasso-FDP with Knockoff, it shows that neither of the two methods dominates the other in all the settings. When s_0 is relatively small in Table 1, DLasso-FDP tends to have higher TPP than Knockoff, especially when coefficient values are small. On the other hand, when s_0 is relatively large in Table 2 (so that the sparsity condition on s_0 in assumption A3) may not hold), Knockoff tends to have higher TPP than DLasso-FDP, especially when coefficient values are relatively large.

4. Discussion

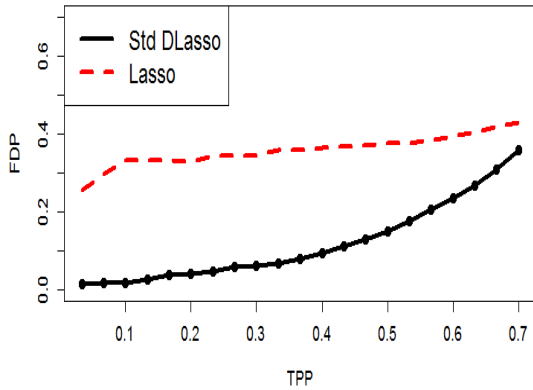
Theoretical analyses in the paper have focused on Gaussian random design. We show that our procedure can consistently estimate the FDP of variable selection as long as the DLasso estimator is asymptotically normal. Extensions



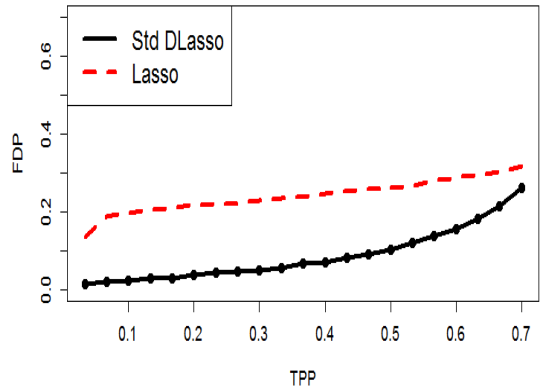
(a) $s_0 = 10, n = 100, \beta_1 = 0.5$.



(b) $s_0 = 10, n = 100, \beta_1 = 1$.



(c) $s_0 = 30, n = 150, \beta_1 = 0.5$.



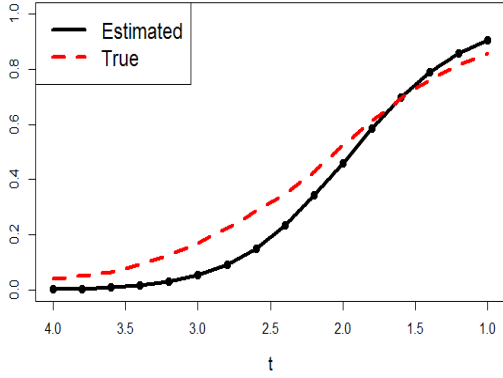
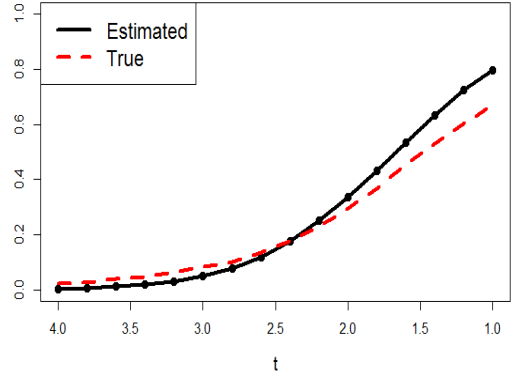
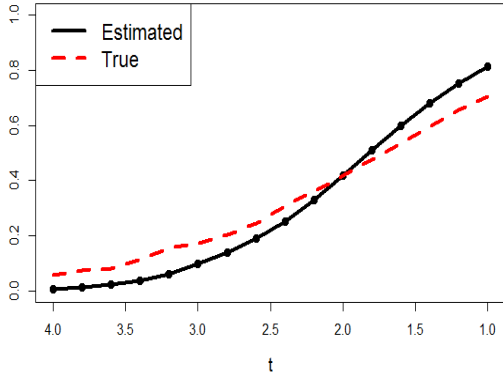
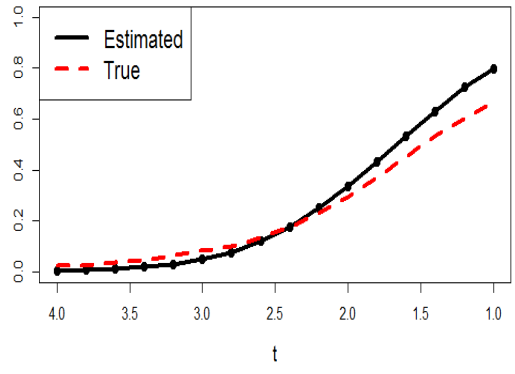
(d) $s_0 = 30, n = 150, \beta_1 = 1$.

Figure 1: Comparison in ranking efficiency of the standardized DLasso estimate (solid line) and Lasso solution path (dashed line).

to random design with sub-Gaussian rows or bounded rows can be developed with minor modifications.

We present the optimality of the standardized DLasso in ranking efficiency when the number of true predictors is relatively small, i.e., $s_0 = o(n/\ln p)$. When the true predictors are relatively dense, i.e., $s_0 \gg n/\ln p$, relevant predictors always intertwine with noise variables on the Lasso solution path even if all predictors are independent (i.e., $\Sigma = \mathbf{I}$), no matter how large β_{\min} is [29, 33]. In this case, we expect improved ranking performance based on $\{|z_j|\}_{j=1}^p$ because DLasso mitigates the bias induced by Lasso shrinkage. Numerical analysis in the paper supports the expectation. Theoretical analyses in the setting with $s_0 \gg n/\ln p$ are scarce but relevant to real applications with dense causal factors. We hope to investigate more in this direction in future research.

Finally, we point out that the computational burden of DLasso-FDP is mainly caused by precision matrix estimation when dimension of the design matrix is large. Using nodewise regression by Lasso, one essentially solves p Lasso problems with sample size n and dimensionality $p-1$. When p is of thousands or more, computation resources for parallel computing would be needed to facilitate the estimation of precision matrix. Accelerating the computation for precision matrix estimation without loss of accuracy is of great interest for future research.

(a) $s_0 = 10, n = 100$ (b) $s_0 = 10, n = 150$ (c) $s_0 = 30, n = 100$ (d) $s_0 = 30, n = 150$ Figure 2: Mean values of the true FDP (dashed line) and estimated FDP (solid line) with $p = 200$ and $\beta_1 = 0.5$.

n	β_1		DLasso-FDP	DLasso-BH	DLasso-FWER	Knockoff
100	0.5	FDP	0.171	0.248	0.080	0.097
		TPP	0.856	0.884	0.774	0.383
	0.7	FDP	0.146	0.237	0.080	0.151
		TPP	0.962	0.972	0.94	0.749
	1	FDP	0.151	0.236	0.065	0.109
		TPP	0.998	0.998	0.997	0.889
150	0.5	FDP	0.090	0.152	0.037	0.111
		TPP	0.832	0.863	0.756	0.517
	0.7	FDP	0.064	0.104	0.018	0.102
		TPP	0.987	0.991	0.983	0.923
	1	FDP	0.084	0.134	0.048	0.099
		TPP	0.983	0.986	0.967	0.930

Table 1: The mean values of FDP and TPP for different variable selection methods with $s_0 = 10$ and $p = 200$.

Acknowledgments

Dr. Jeng was partially supported by the NSF Grant DMS-1811360. We thank the Editor, Associate Editor and referees for their helpful comments.

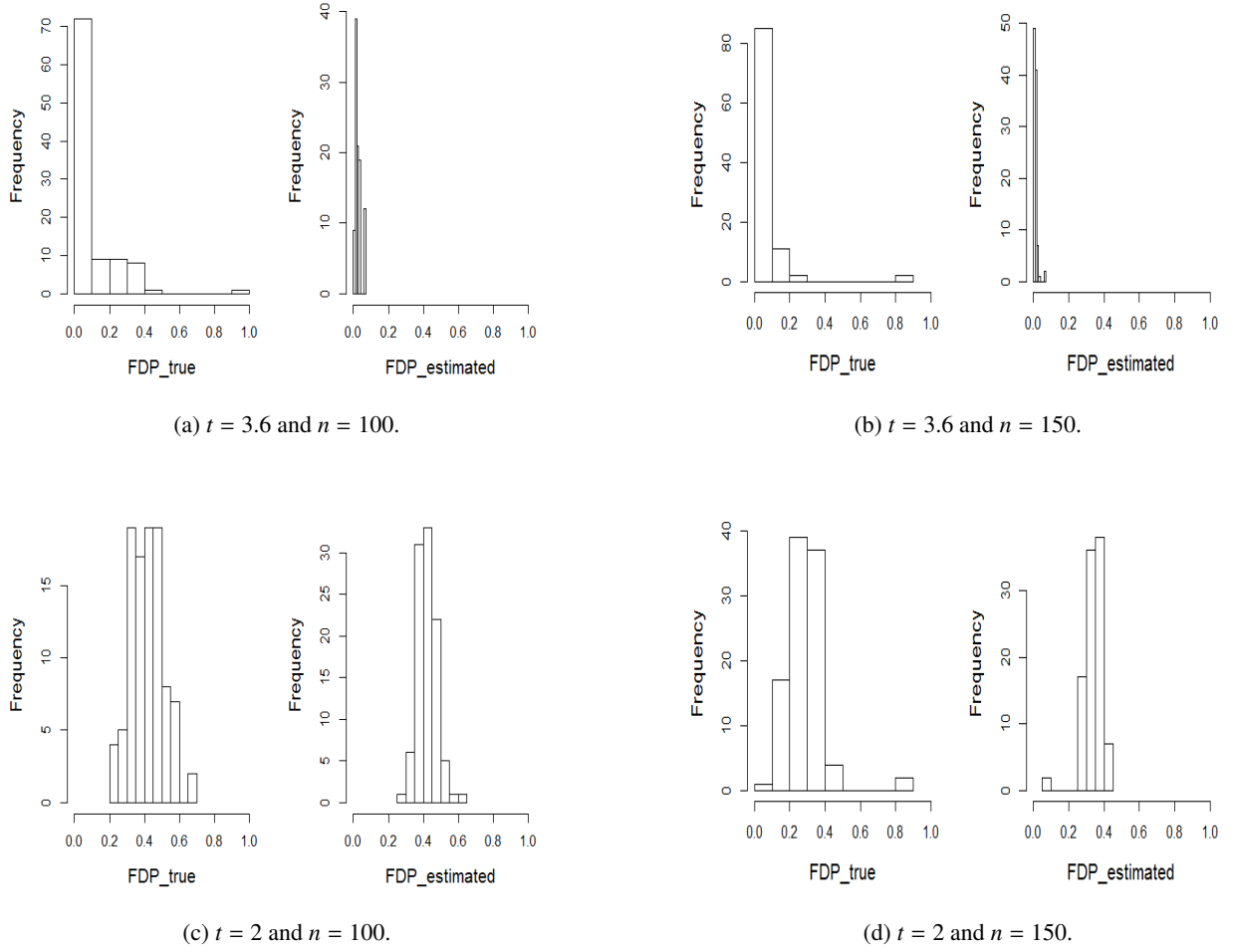


Figure 3: Histograms of the true FDP (FDP_true) and estimated FDP (FDP_estimated) when $p = 200$, $\beta_1 = 0.5$, and $s_0 = 30$.

n	β_1		DLasso-FDP	DLasso-BH	DLasso-FWER	Knockoff
100	0.5	FDP	0.164	0.182	0.107	0.072
		TPP	0.180	0.212	0.113	0.146
	0.7	FDP	0.160	0.185	0.107	0.111
		TPP	0.209	0.248	0.137	0.274
150	0.5	FDP	0.147	0.182	0.104	0.116
		TPP	0.229	0.271	0.153	0.372
	0.7	FDP	0.084	0.122	0.044	0.093
		TPP	0.368	0.452	0.253	0.578
1	0.5	FDP	0.096	0.139	0.070	0.120
		TPP	0.314	0.401	0.214	0.681
	0.7	FDP	0.052	0.106	0.026	0.117
		TPP	0.477	0.583	0.364	0.958

Table 2: The mean values of FDP and TPP for different variable selection methods with $s = 30$ and $p = 200$.

Appendix

In these appendices, we present some lemmas that are needed for the proofs of the results presented in the main paper. Recall $\sqrt{n}(\hat{\mathbf{b}} - \boldsymbol{\beta}) = \mathbf{w} - \boldsymbol{\delta}$, where $\mathbf{w} \sim \mathcal{N}_p(0, \sigma_0^2 \boldsymbol{\Omega})$ conditional on \mathbf{X} . We call \mathbf{w} the pivotal statistic. In

all the proofs, the arguments are conditional on \mathbf{X} unless otherwise noted. The O_{\Pr} or o_{\Pr} bounds for expectations, covariances or cumulative distribution functions are induced by the random matrix $\hat{\mathbf{\Omega}}$ as the covariance matrix of \mathbf{w} .

Extra lemmas

Lemma 2. *Assume A2) and $s_{\max} = o(n/\ln p)$. Then $\|\hat{\mathbf{\Omega}} - \mathbf{\Sigma}^{-1}\|_{\infty} = o_{\Pr}(1)$. If further A1b) holds, then $\|\hat{\mathbf{\Theta}}\hat{\mathbf{\Sigma}} - \mathbf{I}\|_{\infty} = O_{\Pr}(\lambda_1)$, both $\min_{1 \leq j \leq p} \hat{\mathbf{\Omega}}_{jj}$ and $\max_{1 \leq j \leq p} \hat{\mathbf{\Omega}}_{jj}$ are uniformly bounded (in p) away from 0 and ∞ with probability tending to 1, and $\|\hat{\boldsymbol{\delta}}'\|_{\infty} \leq (\sigma \sqrt{C_{\min}})^{-1} \|\boldsymbol{\delta}\|_{\infty}$ with probability tending to 1.*

Proof. With A2) and $s_{\max} = o(n/\ln p)$, the conditions of Lemmas 5.3 and 5.4 of [32] are satisfied, i.e., λ_j is of order $\sqrt{n^{-1} \ln p}$ for each $j = 1, \dots, p$, $\max_{1 \leq j \leq p} s_j = o(n/\ln p)$ and $\max_{1 \leq j \leq p} \lambda_j^2 s_j = o(1)$. So, $\|\hat{\mathbf{\Omega}} - \mathbf{\Sigma}^{-1}\|_{\infty} = o_{\Pr}(1)$.

Note that for the positive definite matrix $\mathbf{\Omega} = \mathbf{\Sigma}^{-1}$, the largest and smallest among $\mathbf{\Omega}_{jj}$ for $j = 1, \dots, p$ are sandwiched between C_{\min} and C_{\max} . If in addition A1b) holds, then $\hat{\mathbf{\Omega}}_{jj}$, $j = 1, \dots, p$ are uniformly bounded away from 0 and ∞ with probability tending to 1, inequality (10) of [32] implies $\|\hat{\mathbf{\Theta}}\hat{\mathbf{\Sigma}} - \mathbf{I}\|_{\infty} = O_{\Pr}(\lambda_1)$, and $\|\hat{\boldsymbol{\delta}}'\|_{\infty} \leq (\sigma \sqrt{C_{\min}})^{-1} \|\boldsymbol{\delta}\|_{\infty}$ with probability tending to 1. This completes the proof. \square

Lemma 3. *Let $\hat{\mathbf{K}}$ be the correlation matrix of \mathbf{w} . Assume A1) and A2). Then*

$$p^{-2} \|\sigma^2 \hat{\mathbf{\Omega}}\|_1 = O_{\Pr}(\lambda_1 \sqrt{s_{\max}}) \quad \text{and} \quad \|\hat{\mathbf{K}}\|_1 = O(\sigma^2 \|\hat{\mathbf{\Omega}}\|_1). \quad (10)$$

Proof. Recall $\hat{\mathbf{\Omega}} = \hat{\mathbf{\Theta}}\hat{\mathbf{\Sigma}}\hat{\mathbf{\Theta}}^{\top}$, the covariance matrix of \mathbf{w} . Since σ is bounded, then $\|\sigma^2 \hat{\mathbf{\Omega}}\|_1 = O(\|\hat{\mathbf{\Omega}}\|_1)$. Recall $\hat{\boldsymbol{\theta}}_j$ is the j th row of $\hat{\mathbf{\Theta}}$. By triangular inequality,

$$\|\hat{\mathbf{\Omega}}\|_1 \leq \|(\hat{\mathbf{\Theta}}\hat{\mathbf{\Sigma}} - \mathbf{I})\hat{\mathbf{\Theta}}^{\top}\|_1 + \|\hat{\mathbf{\Theta}}^{\top}\|_1 \leq \sum_{j=1}^p \|(\hat{\mathbf{\Theta}}\hat{\mathbf{\Sigma}} - \mathbf{I})\hat{\boldsymbol{\theta}}_j^{\top}\|_1 + \sum_{j=1}^p \|\hat{\boldsymbol{\theta}}_j\|_1. \quad (11)$$

To bound $\|\hat{\mathbf{\Omega}}\|_1$, we bound $\|\hat{\boldsymbol{\theta}}_j\|_1$ and $\|(\hat{\mathbf{\Theta}}\hat{\mathbf{\Sigma}} - \mathbf{I})\hat{\boldsymbol{\theta}}_j^{\top}\|_1$ separately. First,

$$\|\hat{\boldsymbol{\theta}}_j\|_1 \leq \|\hat{\boldsymbol{\theta}}_j - \boldsymbol{\theta}_j\|_1 + \|\boldsymbol{\theta}_j\|_1.$$

By Theorem 2.4 of [32], $\|\hat{\boldsymbol{\theta}}_j - \boldsymbol{\theta}_j\|_1 = O_{\Pr}(s_j \lambda_j)$. By Cauchy-Schwartz inequality, $\|\boldsymbol{\theta}_j\|_1 \leq \sqrt{s_j} \|\boldsymbol{\theta}_j\|_2$, and from the discussion in paragraph 5 on page 1178 of [32], we see $\|\boldsymbol{\theta}_j\|_2 \leq C_{\min}^{-2} = O(1)$. Since $s_j \lambda_j \ll \sqrt{s_j}$, then

$$\|\hat{\boldsymbol{\theta}}_j\|_1 \leq O_{\Pr}(\sqrt{s_j}). \quad (12)$$

Next consider $\|(\hat{\mathbf{\Theta}}\hat{\mathbf{\Sigma}} - \mathbf{I})\hat{\boldsymbol{\theta}}_j^{\top}\|_1$ for any $j = 1, \dots, p$. By Lemma 2, we have $\|\hat{\mathbf{\Theta}}\hat{\mathbf{\Sigma}} - \mathbf{I}\|_{\infty} = O_{\Pr}(\lambda_1)$. This, together with (12), gives

$$\|(\hat{\mathbf{\Theta}}\hat{\mathbf{\Sigma}} - \mathbf{I})\hat{\boldsymbol{\theta}}_j^{\top}\|_1 \leq p \|\hat{\mathbf{\Theta}}\hat{\mathbf{\Sigma}} - \mathbf{I}\|_{\infty} \|\hat{\boldsymbol{\theta}}_j\|_1 = O_{\Pr}(p \lambda_j) O_{\Pr}(\sqrt{s_j}) = O_{\Pr}(p \lambda_j \sqrt{s_j}). \quad (13)$$

Combing (12) and (13) with (11) gives

$$\|\hat{\mathbf{\Omega}}\|_1 = O_{\Pr}(p^2 \lambda_j \sqrt{s_j}) + O_{\Pr}(p \sqrt{s_j}) = O_{\Pr}(p^2 \lambda_j \sqrt{s_j}).$$

Since λ_j 's are of the same order by assumption A2), we have $p^{-2} \|\sigma^2 \hat{\mathbf{\Omega}}\|_1 = O_{\Pr}(\lambda_1 \sqrt{s_{\max}})$, which is the first part of (10).

By Lemma 2, $\|\sigma^2 \hat{\mathbf{\Omega}}\|_1 = O(\|\hat{\mathbf{K}}\|_1)$ and the second part of (10) holds. This completes the proof. \square

Lemma 4. *Assume A1) to A3). Then*

$$|\mathbb{E}\{\bar{V}_{\mathbf{z}}(t)\} - \mathbb{E}\{\bar{V}_{\bar{\mathbf{w}}}(t)\}| = o_{\Pr}(1) \quad \text{and} \quad |\bar{V}_{\mathbf{z}}(t) - \bar{V}_{\bar{\mathbf{w}}}(t)| = o_{\Pr}(1). \quad (14)$$

Further, $\text{Var}\{\bar{V}_{\mathbf{z}}(t)\} - \text{Var}\{\bar{V}_{\bar{\mathbf{w}}}(t)\} = o_{\Pr}(1)$.

Proof. For $i \in I_0$, let $F_{p,i}$ be CDF of z_i and $\Phi_{p,i}$ that of w'_i . Note that $\beta_i = 0$ for all $i \in I_0$ and that each w'_i has unit variance conditional on $\hat{\Omega}$. Recall $\Theta = \Sigma^{-1}$. By Lemma 2, $\|\hat{\Omega} - \Theta\|_\infty = o_{\Pr}(1)$. So, with probability approaching to 1, $\tilde{\mathbf{w}}$ has a nondegenerate multivariate Normal (MVN) distribution, and $\Phi_{p,i}$ is absolutely continuous with respect to the Lebesgue measure on \mathbb{R} for any $1 \leq i < j \leq p$. Further, $\|\delta'\|_\infty = o_{\Pr}(1)$ in view of Lemma 1 and Lemma 2. Therefore, for any $x \in \mathbb{R}$,

$$\max_{i \in I_0} |F_{p,i}(x) - \Phi_{p,i}(x)| = o_{\Pr}(1). \quad (15)$$

Let $F_{p,i,j}$ be the joint CDF of (z_i, z_j) and $\Phi_{p,i,j}$ that of (w'_i, w'_j) for each distinct pair of i and j . Then, for any $x, y \in \mathbb{R}$, we have

$$\max_{i \neq j, i, j \in I_0} |F_{p,i,j}(x, y) - \Phi_{p,i,j}(x, y)| = o_{\Pr}(1). \quad (16)$$

Therefore, by (15), the first equality in (14) holds. Let

$$\zeta_p(t) = \max_{i \in I_0} \left| \mathbf{1}_{\{|z_i| \leq t\}} - \mathbf{1}_{\{|w'_i| \leq t\}} \right|.$$

Then (15) implies $\zeta_p(t) = o_{\Pr}(1)$, and the second equality in (14) holds.

Now we show the last claim. Clearly,

$$\text{Var}\{\bar{V}_z(t)\} = \frac{1}{p_0^2} \sum_{j \in I_0} \text{Var}(\mathbf{1}_{\{|w'_j - \delta'_j| > t\}}) + \frac{1}{p_0^2} \sum_{i \neq j, i, j \in I_0} \text{Cov}(\mathbf{1}_{\{|w'_i - \delta'_i| > t\}}, \mathbf{1}_{\{|w'_j - \delta'_j| > t\}})$$

and the first summand in the above identity is $o(1)$ when $p_0 \rightarrow \infty$. However, (15) and (16) imply that

$$\max_{i \neq j, i, j \in I_0} \left| \text{Cov}(\mathbf{1}_{\{|w'_i - \delta'_i| > t\}}, \mathbf{1}_{\{|w'_j - \delta'_j| > t\}}) - \text{Cov}(\mathbf{1}_{\{|w'_i| > t\}}, \mathbf{1}_{\{|w'_j| > t\}}) \right| = o_{\Pr}(1).$$

Thus, $\text{Var}\{\bar{V}_z(t)\} - \text{Var}\{\bar{V}_{\tilde{\mathbf{w}}}(t)\} = o_{\Pr}(1)$. This completes the proof. \square

Proof of Theorem 1

Recall $\sqrt{n}(\hat{\mathbf{b}} - \boldsymbol{\beta}) = \mathbf{w} - \boldsymbol{\delta}$, where $\mathbf{w}|\mathbf{X} \sim \mathcal{N}_p(0, \sigma^2 \hat{\Omega})$. Let $\mu_j = \frac{\sqrt{n}\beta_j}{\sigma\sqrt{\hat{\Omega}_{jj}}}$, $w'_j = \frac{w_j}{\sigma\sqrt{\hat{\Omega}_{jj}}}$ and $\delta'_j = \frac{\delta_j}{\sigma\sqrt{\hat{\Omega}_{jj}}}$ for each j . Then

$$z_j = \mu_j + w'_j - \delta'_j \quad (17)$$

and each w'_j has unit variance. Set $\tilde{\mathbf{w}} = (w'_1, \dots, w'_p)^\top$ and $\delta' = (\delta'_1, \dots, \delta'_p)^\top$.

By Lemma 2, $\|\delta'\|_\infty \leq (\sigma\sqrt{C_{\min}})^{-1} \|\boldsymbol{\delta}\|_\infty$ with probability tending to 1. So, Lemma 1 implies

$$\Pr\left\{\|\delta'\|_\infty > (\sigma\sqrt{C_{\min}})^{-1} B_p(s_0, n, \Sigma)\right\} \rightarrow 0, \quad (18)$$

where we recall

$$B_p(s_0, n, \Sigma) = c' \rho \sigma \sqrt{\frac{s_0}{n}} \ln p + c' \sigma \min\{s_0, s_{\max}\} \frac{\ln p}{\sqrt{n}}.$$

For simplicity, we will denote $B_p(s_0, n, \Sigma)$ by B_p .

Now we break the rest of the proof into two steps: bounding $\max_{j \in I_0} |w'_j - \delta'_j|$ from above and bounding $\min_{i \in S_0} |\mu_j + w'_j - \delta'_j|$ from below.

Step 1: bounding $\max_{j \in I_0} |w'_j - \delta'_j|$ from above. Recall $C_p = \ln(p^2/2\pi) + \ln \ln(p^2/2\pi)$ and let

$$Q_p = C_p + 2\mathcal{G},$$

where \mathcal{G} is an exponential random variable with expectation 1. From Theorem 3.3 of [19], we obtain

$$\max_{j \in I_0} |w'_j|^2 \leq Q_{p_0}$$

with probability tending to 1 as $p_0 \rightarrow \infty$. This, together with (18), implies

$$\max_{j \in I_0} |w'_j - \delta'_j| \leq \sqrt{Q_{p_0}} + (\sigma \sqrt{C_{\min}})^{-1} B_p$$

with probability tending to 1 as $p_0 \rightarrow \infty$.

Step 2: bounding $\min_{i \in S_0} |\mu_j + w'_j - \delta'_j|$ from below. Applying Theorem 3.3 of [19] to $\max_{j \in S_0} |w'_j|$ and noticing $s_0 \leq p_0$, we obtain

$$\max_{j \in S_0} |w'_j| \leq \sqrt{Q_{s_0}} \leq \sqrt{Q_{p_0}} \quad (19)$$

with probability tending to 1 as $s_0 \rightarrow \infty$. So, (18) and (19) imply

$$\min_{j \in S_0} |\mu_j + w'_j - \delta'_j| \geq \min_{j \in S_0} |\mu_j| - \sqrt{Q_{p_0}} - (\sigma \sqrt{C_{\min}})^{-1} B_p$$

with probability tending to 1 as $s_0 \rightarrow \infty$.

Finally, we show the separation between the relative predictors and irrelevant ones. Consider the probability:

$$\begin{aligned} & \Pr \left\{ \min_{j \in S_0} |\mu_j| - \sqrt{Q_{p_0}} - (\sigma \sqrt{C_{\min}})^{-1} B_p \leq \sqrt{Q_{p_0}} + (\sigma \sqrt{C_{\min}})^{-1} B_p \right\} \\ &= \Pr \left\{ \sqrt{Q_{p_0}} \geq 2^{-1} \min_{j \in S_0} |\mu_j| - (\sigma \sqrt{C_{\min}})^{-1} B_p \right\} \\ &= \Pr \left\{ \sqrt{C_p} + 2\mathcal{G} \geq 2^{-1} \min_{j \in S_0} |\mu_j| - (\sigma \sqrt{C_{\min}})^{-1} B_p \right\}. \end{aligned}$$

Then, the above probability converges to 0 as $s_0 \rightarrow \infty$ if

$$2^{-1} \min_{j \in S_0} |\mu_j| - (\sigma \sqrt{C_{\min}})^{-1} B_p \geq (1+a) \sqrt{C_p}$$

for some constant $a > 0$, for which the last inequality holds when

$$\min_{j \in S_0} |\beta_j| \geq 2n^{-1/2} \left\{ \sqrt{C_{\min}^{-1} C_{\max}} B_p(s_0, n, \Sigma) + \sigma \sqrt{C_{\max}} (1+a) \sqrt{C_{p_0}} \right\}.$$

This completes the proof.

WLLN for multiple testing based on the pivotal statistic

From Lemma 3, we can obtain a ‘‘weak law of large numbers (WLLN)’’ for $\{\bar{R}_{\bar{w}}(t)\}_{p \geq 1}$ and $\{\bar{V}_{\bar{w}}(t)\}_{p \geq 1}$. To achieve this, we need some facts on Hermite polynomials and Mehler expansion since they will be critical to proving Lemma 5. Let $\phi(x) = (2\pi)^{-1/2} \exp(-x^2/2)$ and

$$f_\rho(x, y) = \frac{1}{2\pi \sqrt{1-\rho^2}} \exp \left\{ -\frac{x^2 + y^2 - 2\rho xy}{2(1-\rho^2)} \right\}$$

for $\rho \in (-1, 1)$. For a nonnegative integer k , let $H_k(x) = (-1)^k \frac{1}{\phi(x)} \frac{d^k}{dx^k} \phi(x)$ be the k th Hermite polynomial; see [15] for such a definition. Then Mehler’s expansion [25] gives

$$f_\rho(x, y) = \left\{ 1 + \sum_{k=1}^{\infty} \frac{\rho^k}{k!} H_k(x) H_k(y) \right\} \phi(x) \phi(y). \quad (20)$$

Further, Lemma 3.1 of [11] asserts

$$\left| e^{-y^2/2} H_k(y) \right| \leq C_0 \sqrt{k!} k^{-1/12} e^{-y^2/4} \quad \text{for any } y \in \mathbb{R} \quad (21)$$

for some constant $C_0 > 0$.

With the above preparations, we have:

Lemma 5. Assume A1) and A2). Then

$$\text{Var}\{\bar{R}_{\bar{\mathbf{w}}}(t)\} = O_{\text{Pr}}\left(\max\{p^{-1}, \lambda_1 \sqrt{s_{\max}}\}\right); \quad \text{Var}\{\bar{V}_{\bar{\mathbf{w}}}(t)\} = O_{\text{Pr}}\left(\max\{p_0^{-1}, \lambda_1 \sqrt{s_{\max}}\}\right). \quad (22)$$

If in addition assumption A3) is valid, then

$$|\bar{R}_{\bar{\mathbf{w}}}(t) - \mathbb{E}\{\bar{R}_{\bar{\mathbf{w}}}(t)\}| = o_{\text{Pr}}(1) \quad \text{and} \quad |\bar{V}_{\bar{\mathbf{w}}}(t) - \mathbb{E}\{\bar{V}_{\bar{\mathbf{w}}}(t)\}| = o_{\text{Pr}}(1). \quad (23)$$

Proof. Let ρ_{ij} be the correlation between w'_i and w'_j for $i \neq j$. Define sets

$$\begin{cases} B_{1,p} = \{(i, j) : 1 \leq i, j \leq p, i \neq j, |\rho_{ij}| < 1\}, \\ B_{2,p} = \{(i, j) : 1 \leq i, j \leq p, i \neq j, |\rho_{ij}| = 1\}. \end{cases}$$

Namely, $B_{2,p}$ is the set of distinct pair (i, j) such that w'_i and w'_j are linearly dependent. Let $C_{\bar{\mathbf{w}},ij} = \text{Cov}\left(1_{\{|w'_i| \leq t\}}, 1_{\{|w'_j| \leq t\}}\right)$ for $i \neq j$. Then

$$\text{Var}\{\bar{R}_{\bar{\mathbf{w}}}(t)\} = p^{-2} \sum_{j=1}^p \text{Var}\left(1_{\{|w'_j| \leq t\}}\right) + p^{-2} \sum_{(i,j) \in B_{1,p}} C_{\bar{\mathbf{w}},ij} + p^{-2} \sum_{(i,j) \in B_{2,p}} C_{\bar{\mathbf{w}},ij}. \quad (24)$$

Since

$$p^{-2} \sum_{(i,j) \in B_{2,p}} |C_{\bar{\mathbf{w}},ij}| = O(p^{-2}|B_{2,p}|) = O(p^{-2}\|\hat{\mathbf{K}}\|_1)$$

and

$$p^{-2} \sum_{j=1}^p \text{Var}\left(1_{\{|w'_j| \leq t\}}\right) = O(p^{-1}),$$

(24) becomes

$$\text{Var}\{\bar{R}_{\bar{\mathbf{w}}}(t)\} = O(p^{-1}) + O(p^{-2}\|\hat{\mathbf{K}}\|_1) + p^{-2} \sum_{(i,j) \in B_{1,p}} C_{\bar{\mathbf{w}},ij}. \quad (25)$$

Consider the last term on the right hand side of (25). Define $c_{1,i} = -t$ and $c_{2,i} = t$. Fix a pair of (i, j) such that $i \neq j$ and $|\rho_{ij}| \neq 1$. Since $C_{\bar{\mathbf{w}},ij}$ is finite and the series in Mehler's expansion in (20) as a trivariate function of (x, y, ρ) is uniformly convergent on each compact set of $\mathbb{R} \times \mathbb{R} \times (-1, 1)$ as justified by [35], we can interchange the order the summation and integration and obtain

$$\begin{aligned} C_{\bar{\mathbf{w}},ij} &= \int_{c_{1,i}}^{c_{2,i}} \int_{c_{1,j}}^{c_{2,j}} f_{\rho_{ij}}(x, y) dx dy - \int_{c_{1,i}}^{c_{2,i}} \phi(x) dx \int_{c_{1,j}}^{c_{2,j}} \phi(y) dy \\ &= \sum_{k=1}^{\infty} \frac{\rho_{ij}^k}{k!} \int_{c_{1,i}}^{c_{2,i}} H_k(x) \phi(x) dx \int_{c_{1,j}}^{c_{2,j}} H_k(y) \phi(y) dy. \end{aligned}$$

Since $H_{k-1}(x) \phi(x) = \int_{-\infty}^x H_k(y) \phi(y) dy$ for $x \in \mathbb{R}$, then

$$C_{\bar{\mathbf{w}},ij} = \sum_{k=1}^{\infty} \frac{\rho_{ij}^k}{k!} \{H_{k-1}(c_{2,i})\phi(c_{2,i}) - H_{k-1}(c_{1,i})\phi(c_{1,i})\} \{H_{k-1}(c_{2,j})\phi(c_{2,j}) - H_{k-1}(c_{1,j})\phi(c_{1,j})\}.$$

Therefore,

$$\left| p^{-2} \sum_{(i,j) \in B_{1,p}} C_{\bar{\mathbf{w}},ij} \right| \leq \sum_{l,l' \in \{1,2\}} \Psi_{p,l,l'}^*$$

where

$$\Psi_{p,l,l'}^* = p^{-2} \sum_{1 \leq i < j \leq p} \sum_{k=1}^{\infty} \frac{|\rho_{ij}|^k}{k!} \left| H_{k-1}(c_{l,i}) \phi(c_{l,i}) H_{k-1}(c_{l',j}) \phi(c_{l',j}) \right|$$

for $l, l' \in \{1, 2\}$. For any fixed pair (l, l') , inequality (21) implies

$$\Psi_{p,l,l'}^* \leq p^{-2} \sum_{1 \leq i < j \leq p} |\rho_{ij}| \sum_{k=1}^{\infty} k^{-7/6} |\rho_{ij}|^{k-1} \exp(-c_{l,i}^2/4) \exp(-c_{l',j}^2/4).$$

So,

$$\Psi_{p,l,l'}^* \leq p^{-2} \sum_{1 \leq i < j \leq p} |\rho_{ij}| = O(p^{-2} \|\hat{\mathbf{K}}\|_1), \quad (26)$$

which, together with (26), implies

$$\left| p^{-2} \sum_{(i,j) \in B_{1,p}} C_{\bar{\mathbf{w}},ij} \right| = O(p^{-2} \|\hat{\mathbf{K}}\|_1). \quad (27)$$

Combing (25) and (27) with the result $\|p^{-2} \hat{\mathbf{K}}\|_1 = O_{\text{Pr}}(\lambda_1 \sqrt{s_{\max}})$ from Lemma 3 gives

$$\text{Var}\{\bar{R}_{\bar{\mathbf{w}}}(t)\} = O(p^{-1}) + O_{\text{Pr}}(\lambda_1 \sqrt{s_{\max}}). \quad (28)$$

By restricting the expansion on the right hand side of (24) to the index set $(i, j) \in I_0 \times I_0$ for $i \neq j$ and to I_0 for j , changing p there into p_0 , and following almost identical arguments that lead to (28), we see that $\text{Var}\{\bar{V}_{\bar{\mathbf{w}}}(t)\} = O(p_0^{-1}) + O_{\text{Pr}}(\lambda_1 \sqrt{s_{\max}})$. Therefore, (22) holds. Finally, applying Chebyshev inequality to $\bar{R}_{\bar{\mathbf{w}}}(t)$ and $\bar{V}_{\bar{\mathbf{w}}}(t)$ with the bounds in (22) gives (23). This completes the proof. \square

Proof of Theorem 2

Recall the decomposition of z_j in (17), $R_{\mathbf{z}}(t) = \sum_{j=1}^p 1_{\{|z_j|>t\}}$, and $V_{\mathbf{z}}(t) = \sum_{j \in I_0} 1_{\{|z_j|>t\}}$. Define $R_{\bar{\mathbf{w}}}(t) = \sum_{j=1}^p 1_{\{|w'_j|>t\}}$ and $V_{\bar{\mathbf{w}}}(t) = \sum_{j \in I_0} 1_{\{|w'_j|>t\}}$. Further, define the following averages:

$$\bar{R}_{\mathbf{z}}(t) = p^{-1} R_{\mathbf{z}}(t); \quad \bar{R}_{\bar{\mathbf{w}}}(t) = p^{-1} R_{\bar{\mathbf{w}}}(t); \quad \bar{V}_{\mathbf{z}}(t) = p_0^{-1} V_{\mathbf{z}}(t); \quad \bar{V}_{\bar{\mathbf{w}}}(t) = p_0^{-1} V_{\bar{\mathbf{w}}}(t).$$

From Lemma 4 and Lemma 5, we have $|\bar{V}_{\mathbf{z}}(t) - \bar{V}_{\bar{\mathbf{w}}}(t)| = o_{\text{Pr}}(1)$ and $|\bar{V}_{\bar{\mathbf{w}}}(t) - \mathbb{E}\{\bar{V}_{\bar{\mathbf{w}}}(t)\}| = o_{\text{Pr}}(1)$. So,

$$|\bar{V}_{\mathbf{z}}(t) - \mathbb{E}\{\bar{V}_{\bar{\mathbf{w}}}(t)\}| = o_{\text{Pr}}(1). \quad (29)$$

Next, we show that $\bar{R}_{\mathbf{z}}(t)$ is bounded away from 0 uniformly in p with probability tending to 1. By their definitions, $\bar{R}_{\mathbf{z}}(t) \geq (p^{-1} p_0) \bar{V}_{\mathbf{z}}(t)$ almost surely, and $p^{-1} p_0$ is uniformly bounded in p from below by a positive constant π_* . Then

$$\Pr\left[\bar{R}_{\mathbf{z}}(t) > 2^{-1} \pi_* \mathbb{E}\{\bar{V}_{\bar{\mathbf{w}}}(t)\}\right] \rightarrow 1,$$

where $\mathbb{E}\{\bar{V}_{\bar{\mathbf{w}}}(t)\} = 2p_0^{-1} \sum_{j \in I_0} \Phi(-t) = 2\Phi(-t)$. Therefore,

$$\Pr\left[\bar{R}_{\mathbf{z}}(t) > \pi_* \Phi(-t)\right] \rightarrow 1. \quad (30)$$

Combining (29) and (30) gives

$$\left| \frac{V_{\mathbf{z}}(t)}{R_{\mathbf{z}}(t)} - \frac{\mathbb{E}\{V_{\bar{\mathbf{w}}}(t)\}}{R_{\mathbf{z}}(t)} \right| = o_{\text{Pr}}(1),$$

and the result in (8) follows since $p - p_0 = s_0$ and $s_0/p = o(1)$. This completes the proof.

Proof of Corollary 1

By (30), $\bar{R}_z(t)$ is bounded away from 0 uniformly in p with probability tending to 1. So, it suffices to show

$$\frac{\mathbb{E}\{V_{\bar{w}}(t)\}}{\bar{R}_z(t)} - \frac{\mathbb{E}\{V_z(t)\}}{\mathbb{E}\{R_z(t)\}} = o_{\text{Pr}}(1). \quad (31)$$

Since $\mathbb{E}\{\bar{V}_z(t)\} - \mathbb{E}\{\bar{V}_{\bar{w}}(t)\} = o_{\text{Pr}}(1)$ from Lemma 4, (31) follows once we show

$$\bar{R}_z(t) - \mathbb{E}\{\bar{R}_z(t)\} = o_{\text{Pr}}(1). \quad (32)$$

To this end, we only need to show $\text{Var}\{\bar{R}_z(t)\} = o_{\text{Pr}}(1)$, which implies (32).

Observe

$$\bar{R}_z(t) = \frac{p_0}{p} \bar{V}_z(t) + \frac{s_0}{p} \frac{1}{s_0} \sum_{j \in S_0} \mathbb{1}_{\{|w'_j - \delta'_j + \sqrt{n}\beta_j| > t\}} \quad (33)$$

and $s_0/p = o(1)$, we see that the second summand in (33) converges almost surely to 0 and that $\text{Var}\{\bar{R}_z(t)\} - \text{Var}\{\bar{V}_z(t)\} = o_{\text{Pr}}(1)$. From Lemma 4 and Lemma 5, we have $\text{Var}\{\bar{V}_z(t)\} - \text{Var}\{\bar{V}_{\bar{w}}(t)\} = o_{\text{Pr}}(1)$ and $\text{Var}\{\bar{V}_{\bar{w}}(t)\} = o_{\text{Pr}}(1)$. Therefore, $\text{Var}\{\bar{R}_z(t)\} = o_{\text{Pr}}(1)$. This completes the proof.

Proof of Corollary 2

First of all, the definitions of t_α and $\widehat{FDP}(t_\alpha)$ imply

$$\Pr\{\widehat{FDP}(t_\alpha) \leq \alpha\} = 1 \quad (34)$$

and $\Pr\{2p\Phi(-t_\alpha) \leq \alpha R_z(t) \leq \alpha p\} = 1$. Then

$$\Pr\{\Phi(-t_\alpha) \leq \alpha/2\} = 1$$

for a small constant α , which implies that t_α does not go to 0 as $p \rightarrow \infty$. So, it suffices to consider positive constant values of t_α .

Since the joint distribution of $\{z_j\}_{j=1}^p$ and that of $\{w'_j\}_{j=1}^p$ remain the same conditional on t_α , identical arguments that led to Theorem 2 and Corollary 1 give

$$\widehat{FDP}(t_\alpha) - FDP_z(t_\alpha) = o_{\text{Pr}}(1) \quad \text{and} \quad \widehat{FDP}(t_\alpha) - mFDR_z(t_\alpha) = o_{\text{Pr}}(1), \quad (35)$$

both conditional on t_α . So, for any fixed constant $a > 0$,

$$\begin{aligned} & \lim_{p \rightarrow \infty} \Pr\left\{\left|\widehat{FDP}(t_\alpha) - FDP_z(t_\alpha)\right| > a\right\} \\ &= \lim_{p \rightarrow \infty} \mathbb{E}\left\{\mathbb{E}\left(\mathbb{1}_{\left\{\left|\widehat{FDP}(t_\alpha) - FDP_z(t_\alpha)\right| > a\right\}} \middle| t_\alpha\right)\right\} \\ &= \mathbb{E}\left\{\lim_{p \rightarrow \infty} \mathbb{E}\left(\mathbb{1}_{\left\{\left|\widehat{FDP}(t_\alpha) - FDP_z(t_\alpha)\right| > a\right\}} \middle| t_\alpha\right)\right\} \end{aligned} \quad (36)$$

$$= 0 \quad (37)$$

where (36) follows from the dominated convergence theorem and (37) from (35). Therefore, (34) and (37) together imply

$$\Pr\{FDP_z(t_\alpha) \leq \alpha\} \rightarrow 1.$$

By almost identical arguments given above, we see

$$\lim_{p \rightarrow \infty} \Pr\left\{\left|\widehat{FDP}(t_\alpha) - mFDR_z(t_\alpha)\right| > a\right\} = 0,$$

which together with (34) implies $\Pr\{mFDR_z(t_\alpha) \leq \alpha\} \rightarrow 1$.

References

- [1] Barber, R. F. and E. J. Candès (2015). Controlling the false discovery rate via knockoffs. *Ann. Statist.* 43(5), 2055–2085.
- [2] Benjamini, Y. and Y. Hochberg (1995). Controlling the false discovery rate: a practical and powerful approach to multiple testing. *J. R. Statist. Soc. Ser. B* 57(1), 289–300.
- [3] Bickel, P. J., Y. Ritov, and A. B. Tsybakov (2009). Simultaneous analysis of Lasso and Dantzig selector. *Ann. Statist.* 37(4), 1705–1732.
- [4] Bogdan, M., E. van den Berg, C. Sabatti, W. Su, and E. Candès (2015). SLOPE — adaptive variable selection via convex optimization. *Ann. Appl. Stat.* 9(3), 1103–1140.
- [5] Bühlmann, P. (2013). Statistical significance in high-dimensional linear models. *Bernoulli* 19(4), 1212–1242.
- [6] Bühlmann, P., K. Kalisch, and L. Meier (2014). High-dimensional statistics with a view toward applications in biology. *Annu Rev Stat Appl.* 1, 255–278.
- [7] Bühlmann, P. and S. van de Geer (2011). *Statistics for High-Dimensional Data Methods, Theory and Applications*. Springer.
- [8] Cai, T. T. and Z. Guo (2017). Confidence intervals for high-dimensional linear regression: Minimax rates and adaptivity. *Ann. Statist.* 45(2), 615–646.
- [9] Cai, T., W. Liu, and H. Zhou (2016). Estimating sparse precision matrix: Optimal rates of convergence and adaptive estimation. *Ann. Statist.* 44(2), 455–488.
- [10] Candès, E., Y. Fan, L. Janson, and J. Lv (2018). Panning for Gold: Model-X Knockoffs for High Dimensional Controlled Variable Selection. *J. R. Statist. Soc. Ser. B* 80(3), 551–577.
- [11] Chen, X. and R. Doerge (2016). A strong law of larger numbers related to multiple testing Normal means. <http://arxiv.org/abs/1410.4276v3>.
- [12] Dezeure, R., P. Bühlmann, and C-H. Zhang (2017). High-dimensional simultaneous inference with the bootstrap. *Test.* 26(4), 685–719.
- [13] Efron, B. (2007). Correlation and large-scale simultaneous significance testing. *J. Amer. Statist. Assoc.* 102(477), 93–103.
- [14] Fan, J., X. Han, and W. Gu (2012). Estimating false discovery proportion under arbitrary covariance dependence. *J. Amer. Statist. Assoc.* 107(499), 1019–1035.
- [15] Feller, W. (1971). *An Introduction to Probability Theory and its Applications*, Volume II. Wiley, New York, NY.
- [16] Friguet, C., M. Kloog, and D. Causeur (2009). A factor model approach to multiple testing under dependence. *J. Amer. Statist. Assoc.* 104, 1406–1415.
- [17] Genovese, C. and L. Wasserman (2002). Operating characteristics and extensions of the false discovery rate procedure. *J. R. Statist. Soc. Ser. B* 64(3), 499–517.
- [18] G’sell, M., S. Wager, A. Chouldechova, and R. Tibshirani (2016). Sequential selection procedures and false discovery rate control. *J. R. Statist. Soc. Ser. B* 78(2), 423–444.
- [19] Hartigan, J. A. (2014). Bounding the maximum of dependent random variables. *Electron. J. Statist.* 8(2), 3126–3140.
- [20] Javanmard, A. and A. Montanari (2018). Debiasing the lasso: Optimal sample size for Gaussian designs. *Ann. Statist.* 46(6), 2593–2622.
- [21] Ji, P. and Z. Zhao (2014). Rate optimal multiple testing procedure in high-dimensional regression. *Preprint arXiv:1404.2961*.
- [22] Lederer, J. and C. L. Muller (2015). Don’t fall for tuning parameters: tuning-free variable selection in high dimensions with the trex. *AAAI’15 Proceedings of the Twenty-Ninth AAAI Conference on Artificial Intelligence*, 2729–2735.
- [23] Lee, J., D. Sun, Y. Sun, and J. Taylor (2016). Exact post-selection inference, with application to the Lasso. *Ann. Statist.* 44(3), 907–927.
- [24] Lockhart, R., J. Taylor, R. Tibshirani, and R. Tibshirani (2014). A significance test for the lasso. *Ann. Statist.* 42(2), 413–468.
- [25] Mehler, G. F. (1866). Ueber die entwicklung einer funktion von beliebig vielen variablen nach laplaceschen funktionen hoherer ordnung. *J. Reine Angew. Math.* 66, 161–176.
- [26] Meinshausen, N. and P. Bühlmann (2006). High-dimensional graphs and variable selection with the Lasso. *Ann. Statist.* 34(3), 1436–1462.
- [27] Meinshausen, N., M. L., and P. Bühlmann (2009). p-values for high-dimensional regression. *J. Amer. Statist. Assoc.* 104(488), 1671–1681.
- [28] Su, W. and E. Candès (2016). SLOPE is adaptive to unknown sparsity and asymptotically minimax. *Ann. Statist.* 44(3), 1038–1068.
- [29] Su, W., B. M., and E. Candès (2017). False discoveries occur early on the Lasso path. *Ann. Statist.* 45(5), 2133–2150.
- [30] Sun, W. and T. T. Cai (2007). Oracle and adaptive compound decision rules for false discovery rate control. *J. Amer. Statist. Assoc.* 102(479), 901–912.
- [31] Tibshirani, R. (1996). Regression shrinkage and selection via the Lasso. *J. R. Statist. Soc. Ser. B* 58(1), 267–288.
- [32] van de Geer, S., P. Bühlmann, Y. Ritov, and R. Dezeure (2014). On asymptotically optimal confidence regions and tests for high-dimensional models. *Ann. Statist.* 42(3), 1166–1202.
- [33] Wainwright, M. (2009). Sharp thresholds for high-dimensional and noisy sparsity recovery using ℓ_1 -constrained quadratic programming (lasso). *IEEE Transactions on Information Theory* 55(5), 2183–2202.
- [34] Wasserman, L. and K. Roeder (2009). High-dimensional variable selection. *Ann. Statist.* 37(5A), 2178–2201.
- [35] Watson, G. N. (1933). Notes on generating functions of polynomials: (2) hermite polynomials. *J. Lond. Math. Soc.* s1-8(3), 194–199.
- [36] Zhang, C.-H. and S. S. Zhang (2014). Confidence intervals for low dimensional parameters in high dimensional linear models. *J. R. Statist. Soc. Ser. B* 76(1), 217–242.
- [37] Zhang, X. and G. Cheng (2016). Simultaneous inference for high-dimensional linear models. *J. Amer. Statist. Assoc.* 112(518), 757–768.
- [38] Zhao, P. and B. Yu (2006). On model selection consistency of Lasso. *J. Mach. Learn. Res* 7, 2541–2563.