

PREPARED FOR SUBMISSION TO JCAP

Constraints on Dark Matter with a moderately large and velocity-dependent DM-nucleon cross-section

M. Shafi Mahdawi and Glennys R. Farrar

Center for Cosmology and Particle Physics, Department of Physics, New York University,
4 Washington Place, New York, NY 10003, USA

E-mail: shafi.mahdawi@nyu.edu, gf25@nyu.edu

Abstract. We derive constraints on a possible velocity-dependent DM-nucleon scattering cross section, for Dark Matter in the 10 MeV – 100 GeV mass range, using the XQC, DAMIC, and CRESST 2017 Surface Run experiments. We report the limits on cross sections of the form $\sigma = \sigma_0 v^n$, for a range of velocity dependencies with $n \in \{-4, -2, -1, 0, 1, 2\}$. We point out the need to measure the efficiency with which nuclear recoil energy in the sub-keV range thermalizes, rather than being stored as Frenkel pairs in the semi-conductor lattice. The possibility of a significant inefficiency leaves open a considerable “hole” in the limits for mass in the $\sim 0.2 - 2$ GeV range, which XQC can potentially fill when the thermalization efficiency is measured. Considering the recent interest to use dark matter-baryon interaction with velocity dependence $n = -4$ to explain the EDGES 21 cm anomaly, we also derive the limits on milli-charged DM that scatters off protons and electrons under a Coulomb-like interaction. We find that much but not all of the region of interest for the EDGES anomaly can be excluded.

Contents

1	Introduction	1
2	Data and analysis	2
2.1	CRESST 2017 surface run	2
2.2	DAMIC	3
2.3	XQC	4
3	Milli-charged DM	4
4	Monte-Carlo Simulation for CSR and DAMIC	6
5	Multiple scatterings in the XQC detector	9
6	Results	11
7	Conclusion	16
A	Thermalization of low-energy nuclear recoils in Silicon	17
B	Earth’s crust model	19
C	Atmosphere model	19
D	Generalization of the DMATIS code	21
D.1	Hybrid method to calculate the position of the next scattering in the atmosphere	21
D.2	Earth, a mirror of hadronically-interacting DM particles	22
D.3	Column depth instead of path length	23
E	Generalization of the SGED method	25
E.1	Heavy mediator in the Born approximation	25
E.2	milli-charged DM	27
F	XQC detector spectrum	28

1 Introduction

Despite well established astrophysical and cosmological evidence for Dark Matter (DM), its particle nature remains a mystery [1]. Weakly-interacting massive particle (WIMP), the most hunted DM candidate, has evaded all DM searches. Hadronically-interacting DM¹ is an alternative DM candidate that deserves studying in greater detail.

Stringent constraints on hadronically-interacting DM exist from ground-based direct detection experiments [3–7], balloon and satellite experiments [8, 9], the XQC rocket experiment [3, 10], CMB and Lyman- α power spectrum [11–13], and LHC searches [14].

¹ This refers to interaction between DM and nucleon, with cross section in the range seen in hadron interactions, i.e., $10^{-30} - 10^{-23} \text{ cm}^2$; the term strongly-interacting DM can be confused with SIDM which refers to self-interacting DM [2].

In this work, we derive the constraints on hadronically-interacting Dark Matter using the observed event energies of the direct detection experiments, considering DM-nucleon cross section with power-law velocity-dependence, i.e. $\sigma = \sigma_0 v^n$ where v is the velocity of DM in the lab frame and $c=1$. Considering the range of velocity dependencies $n \in \{-4, -2, -1, 0, 1, 2\}$ allows us to probe the underlying particle physics of DM. These velocity dependencies are well-motivated, e.g., $n = -4$ occurs in milli-charged DM [15, 16], $n = \pm 2$ appears in a DM with electric and/or magnetic dipole moment [17], and other power-law velocity-dependencies can occur in a Yukawa potential [18–21].

We also point out that for the nuclear recoil energies encountered in constraining DM masses $\lesssim 2$ GeV, a significant fraction of nuclear recoil energy E_{nr} can be stored in interstitial lattice defects. This reduces the efficiency, ϵ_{th} , with which E_{nr} is converted to the thermal energy measured by XQC. As discussed in appendix A, ϵ_{th} may be only a few percent. We therefore analyze XQC with both $\epsilon_{\text{th}} = 0.02$ and 1, to show the sensitivity to this parameter and illustrate the importance of measuring it.

Recently, the EDGES collaboration [22] reported a stronger than expected absorption signal corresponding to the 21-cm-wavelength transition of atomic hydrogen around redshift $z = 17$. To explain a colder than expected baryonic matter during cosmic dawn, [23] proposed a DM-nucleon interaction with velocity dependence of the form $\sigma \propto v^{-4}$. This possibility has been further studied by considering the constraints on milli-charged DM [24–27], imprints of such a DM model on the baryonic acoustic oscillation (BAO) [28], and several other cosmological constraints in [29]. In this work, beside reporting the bounds for velocity-dependence $n = -4$ in the heavy-mediator limit, we report the bounds on milli-charged DM [15, 16] with transfer cross section having $n = -4$ velocity-dependence. Our result further constrains milli-charged DM [30–40].

This work is organized as follows. We introduce the direct detection experiments that we use in this work in section 2. Milli-charged DM is reviewed briefly in section 3. The steps of our Monte-Carlo simulation to calculate the nuclear energy-loss of a DM particle with a velocity-dependent interaction in an overburden are discussed in section 4. Details of the Monte-Carlo simulation to calculate the total energy deposited in the XQC calorimeter in the multiple-scatterings case are discussed in section 5. Our results are presented in section 6. Complementary details are presented in appendices A – F.

2 Data and analysis

We used the observed energy-deposit spectra from the XQC [10], DAMIC [41], and CRESST 2017 surface run [42] experiments to find the bounds on milli-charged DM and strongly interacting DM, for a power-law velocity dependent DM-nucleon cross section.

2.1 CRESST 2017 surface run

The CRESST 2017 surface run² (CSR) apparatus [42–44], the cryogenic detector operated by the CRESST collaboration above ground at Max-Planck-Institute for Physics in Munich, reached down to a nuclear recoil energy threshold $E_{\text{nr}}^{\text{th}} = 19.7$ eV. The CSR detector, made of Al_2O_3 , accumulated a total exposure of 0.046 g-days during its net live-time of 2.27 h, and observed a total of 511 events in the nuclear recoil energy range from 19.7 eV to 600 eV [42]. The CSR experiment with minimal shielding of ~ 30 cm concrete is an ideal experiment for constraining hadronically-interacting DM.

² also known as ν -cleus

Starkman, Gould, Esmailzadeh and Dimopolous [45] (SGED) proposed a continuous energy-loss and vertical propagation approximation, to estimate the maximum cross section for which a given experiment is sensitive to strongly interacting DM particles. Reference [46] discusses in detail the limitations of this approximation. Using the CSR observed spectrum, [5, 6] used the SGED method to find the bounds on hadronically-interacting DM with velocity-independent DM-nucleon cross section and [7] used Monte-Carlo simulation to find the limits on a velocity-independent DM-nucleon cross section using CSR.

We use an importance sampling Monte-Carlo simulation [3, 46], discussed in detail in section 4, which takes into account the effect of Earth’s reflection of hadronically-interacting DM particles (see appendix D for a detailed discussion of this effect), to find the limits in the 150 MeV – 100 GeV mass range where we expect to see the largest deviation from the SGED approximation [46]. To obtain more conservative bounds³, we use the total 511 number events observed by the CSR experiment in the 19.7 eV – 600 eV nuclear recoil energy range, to find the upper-cross-section reach of this experiment. The 90% limit on the allowed (by CSR) cross section is defined to be the value of σ_0 for which the expected total number of events is 547. (The equivalent 90% CL upper limit on 511 observed total number of events being 547.)

We generalized the SGED approximation [45, 46], suitable in the limit of many interactions with small-deflection angles and essentially continuous energy-loss, to analytically calculate energy-loss of (a) DM particles with power-law velocity-dependent DM-nucleon cross section (see appendix E.1) and (b) milli-charged DM (see appendix E.2). We present the limits calculated using this analytic method and compare them with the limits calculated using the Monte-Carlo simulation.

2.2 DAMIC

The DAMIC — Dark Matter In CCDs [41] — experiment was operated at a depth of 106.7 meters underground in the NuMI near-detector hall at Fermilab. The DAMIC detector, made of silicon and shielded by 6-inch lead, accumulated a total exposure of 107 g-days from June 2010 to May 2011, and observed a total of 106 events with an ionization signal between 40 eV_{ee} (eV electron equivalent energy) and 2 keV_{ee}.

Reference [3] used an importance sampling Monte-Carlo simulation to find the constraints on velocity-independent DM-nucleon cross section. Hence, we extend that work to cover a range of power-law velocity-dependent cross sections by using the importance sampling Monte-Carlo simulation to calculate the bounds on hadronically-interacting DM.

The DAMIC collaboration used three selection cuts to separate DM-induced nuclear events from background events. To measure the efficiency of these selection cuts, the detector was exposed to a ²⁵²Cf neutron emitting source. By taking the ratio of the selected events to the expected events without selection cuts, an efficiency factor for selecting nuclear recoils is determined (see FIG.9 in [41]). In calculating the expected number of events for DAMIC, we weight each event by this efficiency factor. For this, we use the recent measurements of quenching factor in silicon in [47] to calculate the equivalent ionization energy for the nuclear recoil energy of each event. The 90% limit on the allowed (by DAMIC) cross section is defined to be the value of σ_0 for which the expected total number of events is 123. (The equivalent 90% CL upper limit on 106 observed total number of events being 123.)

³ No data quality cuts are applied to the observed spectrum of the CSR experiment.

2.3 XQC

XQC — the X-ray Quantum Calorimeter [10] — was an X-ray detector aboard a sounding-rocket launched on March 28, 1999. Each of the 34 XQC calorimeters was composed of a $0.96\ \mu\text{m}$ film of HgTe mounted on a $14\ \mu\text{m}$ substrate of Si. During its net live-time of 100.7 seconds at height of 201 km above the ground, XQC accumulated a total exposure of $\sim 1.8 \times 10^{-6}$ g-days and observed a total of 587 events above its threshold nuclear recoil energy of 29 eV⁴.

Taking the observed spectrum of the XQC experiment at face value, [3] showed that the rocket body did not shield the detector from the DM flux in 300 MeV – 100 GeV mass range and obtained an-order-of-magnitude stronger limits. In this work, we extend the lower reach of XQC to masses as low as 10 MeV by considering the possibility of multiple interactions in the XQC detector such that the total energy deposit exceeds the threshold. In section 5, we discuss the details of our Monte-Carlo simulation that we use to calculate the expected spectrum for XQC in the multiple scatterings case.

XQC uses a quantum micro-calorimeter to measure the thermal energy deposited by X-ray hitting the detector. As discussed in Appendix A, the XQC detector was calibrated using an X-ray emitting source and may not be fully sensitive in measuring DM-induced nuclear recoil energies due to the nuclear recoil energy becoming stored in lattice defects (Frenkel pairs) instead of thermalization. The efficiency could be as low as 2%. Therefore, in this work, we adopt a thermalization efficiency factor $\epsilon_{\text{th}} = 0.02$ to find more conservative bounds of DM-nucleon cross section. For comparison, we also report the limits for $\epsilon_{\text{th}} = 1$.

To make our calculation of the XQC limits as general as possible, for those DM particles that pass through the aluminum body of the rocket, we simulate their propagation in this aluminum layer with thickness of 3.7 cm to find their velocity before hitting the XQC detector. Then, we include these DM particles along with the ones that come through the opening angle to find the full velocity distribution of DM particles before hitting the XQC detector. By considering the possibility of DM particles having multiple scatterings in the detector, we calculate the expected nuclear recoil energy spectrum in XQC. Then, we calculate the thermal response by using $E_T = \epsilon_{\text{th}} E_{\text{nr}}$, where E_T and E_{nr} are the thermal and nuclear recoil energies respectively. We bin the events into the thermal energy bins that are given in table 5. The 90% CL DM-nucleon cross section is calculated using χ^2 figure-of-merit (described in [3, 48]) which exploits the shape of the observed energy-deposit spectrum⁵.

3 Milli-charged DM

In the milli-charged DM model [15], there is a dark photon field X_μ that couples to DM χ , a Dirac fermion field with mass m and charge g_D under a dark photon, which mixes with the Standard Model (SM) photon A_μ . The Lagrangian for this model is

$$\mathcal{L} = \mathcal{L}_{SM} + \bar{\chi}(i\gamma^\mu\partial_\mu + g_D\gamma^\mu X_\mu - m)\chi - \frac{1}{4}X^{\mu\nu}X_{\mu\nu} - \frac{\kappa}{2}X^{\mu\nu}F_{\mu\nu}, \quad (3.1)$$

where $X_{\mu\nu}$ and $F_{\mu\nu}$ are the field strength tensors of the dark photon and the SM photon fields.

⁴ See appendix F for details of the XQC detector mass composition, binning of its spectrum, and its exposure time which depends on the measured thermal energy.

⁵ Considering the shape of spectrum to find the upper reach limits for CSR and DAMIC does not change the limits due to the number of DM particles with sufficient energy being strongly dependent on the number of scatterings and hence on the strength of the DM-nucleon interaction.

The kinematic mixing term can be eliminated by field redefinition $X_\mu \rightarrow X_\mu - \kappa A_\mu$. Consequently, DM field couples to SM photon and obtains electric milli-charge $\epsilon e \equiv \kappa g_D$

$$\mathcal{L} = \mathcal{L}_{SM} + \bar{\chi}(i\gamma^\mu \partial_\mu + g_D \gamma^\mu X_\mu - \epsilon e \gamma^\mu A_\mu - m)\chi - \frac{1}{4}X^{\mu\nu}X_{\mu\nu}. \quad (3.2)$$

This introduces a Coulomb-like force between DM and electrically-charged SM particles. The differential DM-nucleus cross section of a milli-charged DM with velocity v is [49–51]:

$$\frac{d\sigma_A}{dE_{\text{nr}}} = \frac{2\pi Z_A^2 \epsilon^2 \alpha^2}{m_A v^2 E_{\text{nr}}^2} F_A^2(E_{\text{nr}}), \quad (3.3)$$

where α is the SM fine structure, m_A is the mass of the nucleus and Z_A is the charge number of the nucleus. An analytical expression which is proposed by Helm [52] for the nuclear form factor $F_A(E_{\text{nr}})$ is

$$F_A(E_{\text{nr}}) = F(qr_A) = 3 \frac{\sin(qr_A) - qr_A \cos(qr_A)}{(qr_A)^3} e^{-(qs)^2/2}, \quad (3.4)$$

where r_A is the effective nuclear radius. $q \equiv \sqrt{2m_A E_{\text{nr}}}$ is the momentum transfer. The effective nuclear radius r_A can be approximately found by fitting the muon scattering data to a Fermi distribution [53]

$$r_A^2 = c^2 + \frac{7}{3}\pi^2 a^2 - 5s^2, \quad (3.5)$$

with parameters: $c \simeq (1.23A^{1/3} - 0.6)$ fm, $a \simeq 0.52$ fm, and $s = 0.9$ fm.

The IR divergence of the above expression is regularized at $E_{\text{nr},A}^{\text{screen}} \equiv (\alpha m_e)^2/2m_A$ due to screening of Coulomb-like force at this energy scale by electrons. The total DM-nucleus cross section is

$$\sigma_A(v) \equiv \int_{E_{\text{nr},A}^{\text{screen}}}^{E_{\text{nr},A}^{\text{max}}} \frac{d\sigma_A}{dE_{\text{nr}}} dE_{\text{nr}} = \frac{4\pi Z_A^2 \epsilon^2 \alpha^2}{v^2} \left(\frac{1}{m_e^2 \alpha^2} - \frac{1}{4\mu_A^2 v^2} \right), \quad (3.6)$$

where $E_{\text{nr},A}^{\text{max}} = (2\mu_A v)^2/2m_A$ is the maximum recoil energy. In derivation of eq. (3.6), we neglected the nuclear form factor due to smallness of the momentum transfer in the Coulomb-like scattering. Eq. (3.6) is only valid for v large enough that the expression is non-negative.

The DM-nucleus transfer cross section, which is commonly used to parametrize the energy transport [19], is another quantity of interest for us as we consider a process in which DM particles lose part of their energy to nuclei in an overburden

$$\sigma_A^T(v) \equiv \int_{E_{\text{nr}}^{\text{screen}}}^{E_{\text{nr}}^{\text{max}}} (1 - \cos \xi_{\text{CM}}) \frac{d\sigma_A}{dE_{\text{nr}}} dE_{\text{nr}} = \frac{4\pi Z_A^2 \epsilon^2 \alpha^2}{\mu_A^2 v^4} \ln \left(\frac{2\mu_A v}{\alpha m_e} \right), \quad (3.7)$$

where ξ_{CM} is the scattering angle in the center-of-mass frame.

Correspondingly, the DM-nucleon transfer cross section is

$$\begin{aligned} \sigma_p^T(v) &= \frac{4\pi \epsilon^2 \alpha^2}{\mu_p^2 v^4} \ln \left(\frac{2\mu_p v}{\alpha m_e} \right) \\ &\equiv \sigma_T^*(v) v^{-4}, \end{aligned} \quad (3.8)$$

where we use $\sigma_T^*(v = 10^{-3})$ for reporting the limits. We choose $\sigma_T^*(v)$ to report the limits, to make a connection between direct detection limits and early-universe studies [25, 26].

4 Monte-Carlo Simulation for CSR and DAMIC

The expected differential number of events induced by DM-nucleus scatterings, in the limit of single scattering in the target, is

$$\frac{dN}{dE_{\text{nr}}} = \sum_A t_e N_A \frac{\rho}{m} \int_{v_{\text{min}}(E_{\text{nr}}, A)} \frac{d\sigma_A}{dE_{\text{nr}}} v f(\vec{v}, \vec{v}_{\text{det}}) d^3v, \quad (4.1)$$

where t_e is exposure time reported by the experiment⁶, $N_A \equiv M_A/m_A$ is the number of nuclei of mass number A in the target, $\rho = 0.3 \text{ GeV}\cdot\text{cm}^{-3}$ is the DM local mass density⁷, m is the mass of each DM particle, $v_{\text{min}}(E_{\text{nr}}, A) \equiv \frac{\sqrt{2m_A E_{\text{nr}}}}{2\mu_A}$ is the minimum speed that a DM particle needs in order to deposit the recoil energy E_{nr} , $\frac{d\sigma_A}{dE_{\text{nr}}}$ is the differential DM-nucleus cross section, and $f(\vec{v}, \vec{v}_{\text{det}})$ is the unit-normalized velocity distribution of DM particles in the detector rest frame.

Interactions strong enough between DM and nuclei in an overburden⁸ — which could be the Earth’s atmosphere, the Earth volume, or the experimental shielding — significantly modify the velocity distribution of DM particles in the Earth rest frame [3, 7, 45, 46, 54–56]. We characterize the unit-normalized *speed* distribution of hadronically-interacting DM particles at the detector, i.e. $f(v, \sigma)$, as follows

$$f(v, \sigma) = \int v^2 f(\vec{v}, \vec{v}_{\text{det}}, \sigma) d\Omega = \frac{1}{2} \eta(m) a_c(\sigma) f_c(v, \sigma), \quad (4.2)$$

where $f_c(v, \sigma)$ is the unit-normalized speed distribution of *capable* DM particles⁹ and $\eta(m)$ is the fraction of capable DM particles before entering the overburden. $a_c(\sigma)$ is thus the attenuation parameter (the ratio of the number of capable DM particles at the detector to the number of capable DM particles before entering the overburden) which is normalized to one before entering the overburden. The factor of one-half in eq. (4.2) is due the shielding of DM particles entering the overburden from below the horizon.

In this section, we review the basics of our Monte-Carlo simulation implemented to calculate attenuation parameter $a_c(\sigma)$ and the speed distribution of capable DM particles at the CSR detector, i.e. $f_c(v, \sigma)$. A modified version of this Monte-Carlo simulation is used to derive the limits for DAMIC by considering the Earth’s crust and the lead layer around DAMIC as the main shielding layers. The Monte-Carlo simulation presented here is an improved version of the DMATIS code [57] which

- *Considers geometry of the overburden.* Modeling the Earth’s atmosphere as a planar layer, as was done in [7] underestimates the number of capable DM particles by a factor as large as 2, depending on DM mass (see figure 8). In appendix D.1, we show that for large zenith angles ($|\cos\theta_i| \leq 0.16$), the planar model is not justified. In the planar

⁶ t_e contains experiments detection efficiency factors.

⁷ Milli-charged DM particles are argued to be evacuated from the Galactic disk by supernova explosions and magnetic field in the Milky Way [33, 35]. In the case of milli-charged DM, we find the limits by taking the DM mass density in the detector frame to be $f \cdot \rho$ where f is the fraction milli-charged DM particles that remain in the disk.

⁸ According to ref [54], the electronic energy-loss is negligible in comparison to nuclear energy-loss for the case of milli-charged DM; therefore in the present analysis we consider only nuclear energy-loss in the overburden.

⁹ We denote as “capable”, those particles reaching the detector with enough energy to potentially trigger it.

approximation, a DM particle with zenith angle $\theta \approx 90^\circ$, almost has no chance of reaching the detector independent of the value of the column-depth (see eq. (D.5)). This leads to underestimation of the number of particles deflected outside of the Earth's atmosphere in the planar approximation and consequently underestimation of the number of capable DM particles.

- *Models the Earth reflection effect.* This is especially important for the CSR experiment with lower mass reach (see appendix D.2).
- *Models momentum-transfer and velocity-dependent DM-nucleon scatterings in inhomogeneous targets* (see appendix D.3).

Assuming an isothermal spherical density profile, the DM velocity distribution in the Galactic rest frame, $f_G(\vec{v})$, is characterized by a Maxwellian distribution with a velocity dispersion of v_0 truncated at an escape velocity v_{esc} . Correspondingly, the velocity of DM particles in the Earth's frame, before entering the overburden, can be calculated by subtracting the velocity of the Earth in the Galactic rest frame, \vec{v}_E , from the DM velocity in the Galactic rest frame \vec{v}_G . In this work, we take the Earth's velocity $\vec{v}_E = (39.14, 230.5, 3.57) \text{ km} \cdot \text{s}^{-1}$, velocity dispersion $v_0 = 220 \text{ km} \cdot \text{s}^{-1}$ and escape velocity $v_{esc} = 584 \text{ km} \cdot \text{s}^{-1}$ [48].

Step 0: The DM particle's initial speed is sampled from the speed distribution above the Earth's atmosphere. For a given DM mass, the column depth to the next interaction is sampled from the distribution given in eq. (4.13). The density is integrated along the initial velocity vector of the DM particle to find the position of the first scattering. If its initial energy is smaller than the minimum required energy to trigger the CSR detector, we count this DM particle as one of the particles which does not give a signal. If its energy is above the minimum energy and the particle is already at the CSR altitude, $z_0 \leq z_{det} = 0$, it is counted as a capable DM particle. Otherwise, the DM particle enters the first scattering iteration.

Step 1: Choose the target nucleus. The probability that a given DM particle scatters off a nucleus of mass number A is

$$P(A) = \frac{n_A(r_i) \sigma_A(v_{i-1})}{\sum_A n_A(r_i) \sigma_A(v_{i-1})}, \quad (4.3)$$

where summation is over mass constituents of the shielding layer under consideration¹⁰. $n_A(r_i)$ is the number density of nuclei of mass number A at the current position of the DM particle. $\sigma_A(v_{i-1})$ is the DM-nucleus cross section, which is calculated using the velocity of the DM particle before scattering.

For milli-charged DM with electric charge ϵe and velocity v , the total DM-nucleus cross section is (see eq. (3.7))

$$\sigma_A(v) = \frac{4\pi Z_A^2 \epsilon^2 \alpha^2}{v^2} \left(\frac{1}{m_e^2 \alpha^2} - \frac{1}{4\mu_A^2 v^2} \right), \quad (4.4)$$

where Z_A is charge number of nucleus of mass number A , α is the Standard Model fine structure constant, m_e is the electron mass, and μ_A is the DM-nucleus reduced mass. For direct detection experiments under consideration in this paper, the minimal nuclear recoil energy E_{nr}^{th} is much bigger than $E_{nr,A}^{\text{screen}} \equiv (\alpha m_e)^2 / 2m_A$. This guaranties the positivity of the above expression.

¹⁰ See appendix B for the Earth's crust constituents and appendix C for the Earth's atmosphere constituents.

For the contact interaction (heavy mediator) case, in the commonly-used Born approximation, the spin-independent DM-nucleus cross section is

$$\sigma_A(v) = \sigma_p(v) \left(\frac{\mu_A}{\mu_p} \right)^2 A^2 . \quad (4.5)$$

where $\sigma_p(v) = \sigma_0 v^n$ is the DM-nucleon cross section we consider in this paper.

Step 2: Choose the CM scattering angle, ξ_i^{CM} , fixing the final energy. The differential DM-nucleus cross section of a milli-charged DM is (see eq.(3.3))

$$\frac{d\sigma_A}{dE_{\text{nr}}} = \frac{2\pi Z_A^2 \epsilon^2 \alpha^2}{m_A v^2 E_{\text{nr}}^2} F_A^2(E_{\text{nr}}) , \quad (4.6)$$

where the m_A is the mass of nucleus.

For milli-charged DM, just like in ordinary electromagnetism, forward-scattering is favored due to the $\propto E_{\text{nr}}^{-2}$ dependence of the differential cross section in eq. (4.6). The differential cross section provides all the information needed to calculate the scattering angle distribution. The cumulative probability distribution of the recoil energy is

$$U(E_{\text{nr}}) \equiv \frac{\int_{E_{\text{nr}}^{\text{screen}}}^{E_{\text{nr}}} \frac{d\sigma_A}{dE_{\text{nr}}} dE_{\text{nr}}}{\int_{E_{\text{nr}}^{\text{screen}}}^{E_{\text{nr}}^{\text{max}}} \frac{d\sigma_A}{dE_{\text{nr}}} dE_{\text{nr}}} , \quad (4.7)$$

where $E_{\text{nr}}^{\text{max}} = (2\mu_A v)^2/2m_A$ is the maximum nuclear recoil energy and $E_{\text{nr,A}}^{\text{screen}} \equiv (\alpha m_e)^2/2m_A$ is the minimum nuclear recoil energy due to screening of Coulomb-like force by electrons at the atomic scale. By noticing $\cos \xi_i^{\text{CM}} = 1 - 2E_{\text{nr}}/E_{\text{nr}}^{\text{max}}$, we sample U in $[0,1]$ and solve for E_{nr} from eq. (4.7) to sample for $\cos \xi_i^{\text{CM}}$.

For the heavy-mediator case, the differential DM-nucleus cross section depends on the nuclear recoil energy only through the form factor

$$\frac{d\sigma_A}{dE_{\text{nr}}} = \frac{m_A \sigma_A(v)}{2\mu_A^2 v^2} F_A^2(E_{\text{nr}}) . \quad (4.8)$$

The effect of the form factor can be neglected, i.e. $F_A(E_{\text{nr}}) \approx 1$, for DM of mass $\lesssim 100$ GeV scattering off the light nuclei in the Earth's atmosphere. In this case, the scattering is isotropic in the CM frame, thus $\cos \xi_i^{\text{CM}} \in [-1, 1]$ has a uniform distribution.

Given the target element mass number A , the ratio of the DM particle's energy after scattering i to its energy before scattering i is:

$$\frac{E_i}{E_{i-1}} = 1 - \frac{4\mu_A^2}{m m_A} \left(\frac{1 - \cos \xi_i^{\text{CM}}}{2} \right) , \quad (4.9)$$

where ξ_i^{CM} is the scattering angle in the CM frame.

Step 3: Choose the azimuthal scattering angle, φ_i , fixing the new direction. The scattering angle in the lab frame, ξ_i , and the scattering angle in the CM frame, ξ_i^{CM} , are related by

$$\tan \xi_i = \frac{\sin \xi_i^{\text{CM}}}{m/m_A + \cos \xi_i^{\text{CM}}} . \quad (4.10)$$

The zenith angle is calculated recursively using:

$$\cos \theta_i = \cos \xi_i \cos \theta_{i-1} - \sin \xi_i \sin \theta_{i-1} \cos \varphi_i . \quad (4.11)$$

Generate for φ_i a random number in $[0, 2\pi]$, to calculate the zenith angle after scattering i using eqs. (4.10) and (4.11).

Step 4: Find the position of the next interaction. The probability of a DM particle scattering exactly once in the column-depth interval $[\chi, \chi + d\chi]$, off of a nucleus in a target with a mixture of constituents, is the product of the probability that the DM particle has not scattered in the column depth χ and the probability that it scatters in the distance $d\chi$ (see appendix D.3)

$$P(\chi, \chi_{eff}) d\chi = \frac{d\chi}{\chi_{eff}(v)} Q(\chi, \chi_{eff}), \quad (4.12)$$

where $\chi_{eff}(v_i) \equiv \left(\sum_A \frac{\sigma_A(v_i) f_A}{m_A}\right)^{-1}$ is the mean column depth for a mix of nuclei which is calculated using DM's current speed v_i . The column depth distribution is

$$P(\chi, \chi_{eff}) = \frac{1}{\chi_{eff}(v)} \exp\left(-\frac{\chi(r_i)}{\chi_{eff}(v_i)}\right), \quad (4.13)$$

where $\chi(r_i) \equiv \int_0^{r_i} \rho_T(r') dr'$ is the column-depth accumulated as a function of distance r_i . Eq. (4.13) is used to sample the column depth $\chi_s = -\chi_{eff}(v_i) \ln(1 - ran_i)$, where $ran_i \in [0, 1]$ is a random number representing the column depth's cumulative probability. To determine the position of the next scattering r_i , for zenith angles $|\cos\theta_i| \leq 0.16$, the mass density is numerically integrated along the current DM velocity vector until it reaches the sampled column depth χ_s . For zenith angles $|\cos\theta_i| \geq 0.16$, we use the planar model of the Earth's atmosphere to analytically find the position of the next scattering (see appendices D.1, C).

Steps 1 – 4 are repeated until each DM particle is categorized as follows

- If at any stage the altitude of a DM particle is more than 84.8 km ¹¹ (positive direction of \hat{z} taken to be upward with $z = 0$ at the Earth surface), that particle is not tracked any more and is counted as one of the particles which scatters out of the Earth's atmosphere.
- If the energy of a DM particle becomes smaller than the minimum energy, $E \leq E_{min}$, before reaching the CSR detector, that DM particle is no longer tracked and is counted as one of the events with energy below the detector's threshold.
- If a DM particle reaches the CSR detector's altitude, $z \leq 0$, with potentially enough energy to trigger the detector, $E \geq E_{min}$, that particle is counted as a capable DM particle which can potentially trigger the detector. To account for the Earth reflection effect ¹², we continue to track trajectories of such particles in the Earth's crust. In each passage of a DM particle from the Earth's atmosphere to the Earth's crust and from the Earth's crust to the Earth's atmosphere, if the energy condition is satisfied i.e. $E \geq E_{min}$, a capable DM particle is added to the list of capable DM particles. Doing so, one particle can potentially trigger the detector more than once.

5 Multiple scatterings in the XQC detector

As pointed out by Erickcek et al. [48], considering multiple scatterings in the XQC detector extends the mass reach of the XQC detector down to 10 MeV for thermalization efficiency

¹¹ The total over-head column depth at 84.8 km above the sea level is $\sim 0.00038\%$ of the total over-head column depth at sea level (see table 3).

¹² This effect is stronger for the lighter DM particles (see figure 9).

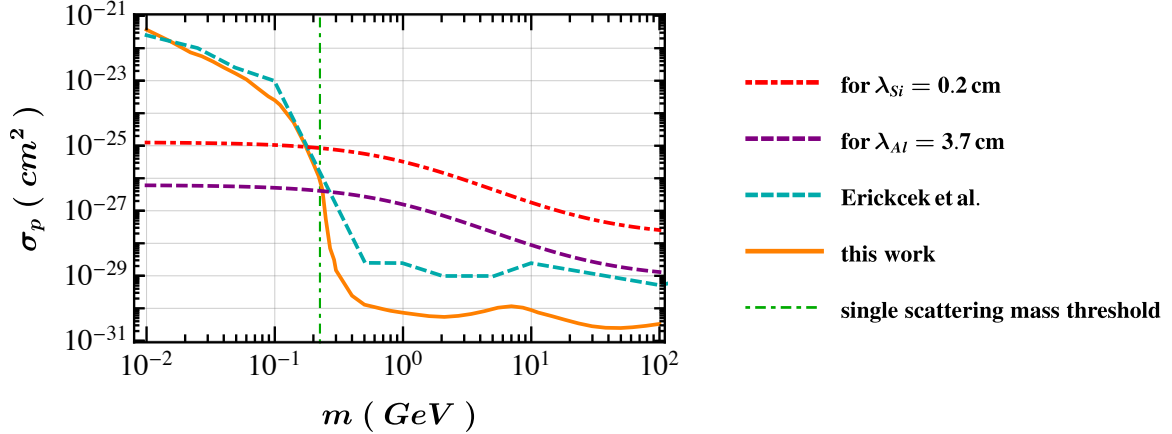


Figure 1: The XQC 90% CL lower reach on velocity-independent DM-proton cross section, assuming thermalization efficiency $\epsilon_{\text{th}} = 1$. The orange solid line shows the result of this work. The dashed cyan line is read from the Erickcek et al. paper [48] where the body of the rocket was assumed to shield the XQC detector for all DM masses. The purple dashed (red dash-dotted) line show the DM-proton cross section required for a 3.7 cm (0.2 cm) interaction length in aluminum (silicon). The green dash-dotted line shows the single scattering mass threshold for XQC. See the text for a detailed discussion.

$\epsilon_{\text{th}} = 1$. Eq. (4.1) is used to calculate the expected spectrum in the limit of single scattering in the XQC detector, for masses ≥ 225 MeV for $\epsilon_{\text{th}} = 1$ and masses ≥ 2 GeV for $\epsilon_{\text{th}} = 0.02$. But, this equation cannot be used in the case of multiple scatterings. In this work, we consider multiple scatterings in the XQC detector to extend the mass reach of detector down to 420 MeV for $\epsilon_{\text{th}} = 0.02$, the conservative XQC thermalization efficiency factor that we consider in this work. Here, we review the basics of our Monte-Carlo simulation that calculates the total recoil energy deposited in the XQC detector.

The aluminum body of the rocket carrying XQC produces an overburden of $\approx 10 \text{ g} \cdot \text{cm}^{-2}$ [10, 58], corresponding to 3.7 cm aluminum. In the limit of multiple scatterings, i.e. $\lambda_{\text{eff}} \lesssim 0.2$ cm (where 0.2 cm is the largest edge of the XQC calorimeter), the body of the rocket shields the XQC detector and only DM particles coming through the 1 steradian opening angle centered on the normal to the detector, $(l, b) = (90^\circ, 60^\circ)$, would reach the detector. Therefore, a DM particle has to enter the XQC detector through its top face with surface area $S = 10^{-2} \text{ cm}^2$. In the multiple scatterings case, we model each XQC calorimeter as a slab, made of silicon¹³, with dimensions $(d_x, d_y, d_z) = (0.2, 0.05, 1.6 \times 10^{-3})$ cm. We divide the surface of each calorimeter into 100 squares with equal surface area $\delta S = 10^{-4} \text{ cm}^2$. Using this mesh enables us to take into account the geometry of the detector in the multiple scatterings case.

Then, we inject an incoming DM particle randomly to one of the differential surface areas and follow its trajectory in the XQC detector until

- Its energy falls below 1 eV, or
- Its new position is outside the boundaries of the XQC detector.

¹³ DM particles with masses ≤ 2 GeV lose most of their energy to silicon nuclei and not to nuclei in the HgTe layer of the detector due to negligible fractional energy loss to heavier nuclei (see eq. (4.9))

Steps of the Monte-Carlo simulation for this calculation are the same as what is described in section 4 except that

- We track the total amount of deposited energy in the XQC detector.
- We track the position of the DM particle in three dimension to account for the geometry of the XQC detector.

Figure 1 shows the XQC 90% CL lower reach on the velocity-independent DM-proton cross section, assuming for thermalization efficiency $\epsilon_{\text{th}} = 1$ for comparison to earlier work [48]. The orange solid line shows the result of this work. The dashed cyan line is read from the Erickcek et al. paper [48] where the body of the rocket was assumed to shield the XQC detector for all DM masses. The purple dashed line shows the DM-proton cross section required for a 3.7 cm interaction length in aluminum (the thickness of the body of the rocket carrying XQC). Therefore, as it was shown in [3], since the actual cross section limit is smaller than this value the rocket body does not shield the XQC detector in the DM mass range 300 MeV – 100 GeV. The red dot-dashed line shows the DM-proton cross section required for a 0.2 cm (the largest edge of the XQC calorimeter) interaction length in silicon. For cross sections larger than this, multiple scatterings become relevant. Considering multiple scatterings in the XQC detector extends the mass reach of XQC from 225 MeV (minimum DM mass that can be constrained in the single scattering limit) to 10 MeV. For DM masses $\lesssim 225$ MeV, our result is in a reasonable agreement with the result from Erickcek et al. [48].

6 Results

Figures 2, 3 and 4 summarize our 90% CL cross section bounds for DM masses of 10 MeV – 100 GeV, using the XQC, DAMIC, and CRESST 2017 surface run (CSR) energy-deposit spectra, assuming power-law velocity-dependence of the form $\sigma = \sigma_0 v^n$ with $n = \{-4, -2, -1, 0, 1, 2\}$.

The XQC lower reach on σ_0 is calculated for a conservative thermalization efficiency factor $\epsilon_{\text{th}} = 0.02$ (orange solid lines) and for full thermalization efficiency, i.e. $\epsilon_{\text{th}} = 1$ (orange dashed lines). Clearly, measuring the thermalization efficiency is essential to determine what portion of the parameter space is allowed or excluded. Consideration of multiple scatterings of DM particles in the XQC detector, allows the mass reach of XQC to be lowered from 2 GeV to 420 MeV (from 225 MeV to 10 MeV) for $\epsilon_{\text{th}} = 0.02$ ($\epsilon_{\text{th}} = 1$). In the mass range where single scattering gives the strongest limits, the 90% CL XQC limits for a power-law index n_1 can be calculated by multiplying the limits for a different power-law index n_2 by $\left(\frac{V_{\text{XQC}}}{c}\right)^{n_1 - n_2}$ due to the linear cross section dependence of the expected spectrum¹⁴.

The CSR experiment with threshold nuclear recoil energy $E_{\text{nr}}^{\text{th}} = 19.7$ eV extends the 1 GeV mass reach of the hadronically-interacting DM exclusion region obtained in [3] using DAMIC with $E_{\text{nr}}^{\text{th}} = 550$ eV, down to 150 MeV. Owing to its minimal shielding in comparison to underground experiments, the CSR cross section bounds are stronger by a factor of 10 – 3000 in comparison to the DAMIC bounds, depending on DM mass and DM-nucleon cross section velocity-dependence index n . The bounds that we find using Monte-Carlo simulation are stronger by a factor 4.3 or less for dark matter mass in the 400 MeV – 100 GeV range, in comparison to the result of the SGED approximation (see appendix E.1). For DM masses below 400 MeV, due to the Earth reflection effect described in appendix D.2, the bounds that

¹⁴ V_{XQC} is the mean velocity of DM particles above the XQC threshold.

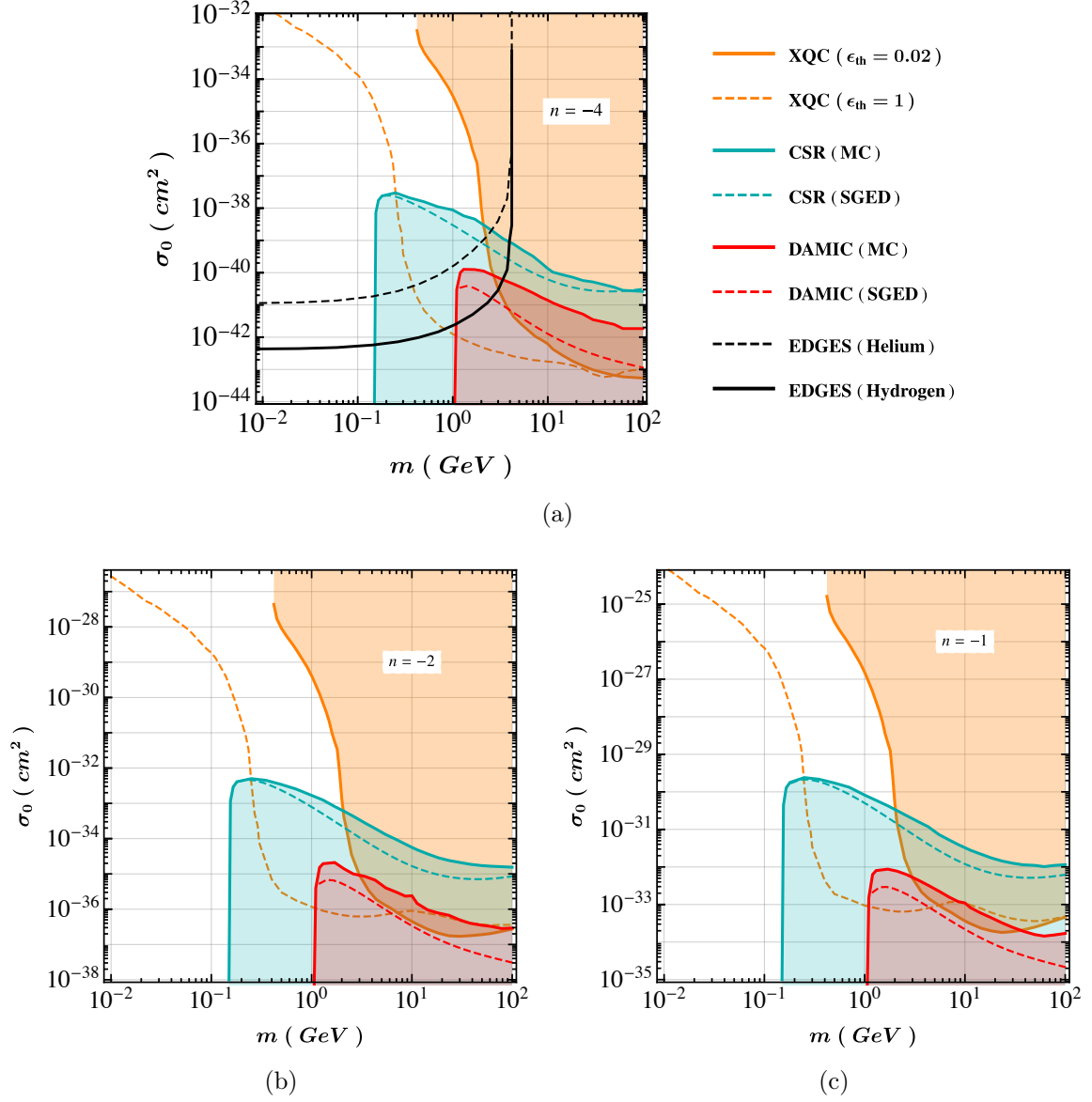


Figure 2: The 90% CL DM-nucleon excluded regions bounded above by CSR (CRESST 2017 surface run shown in cyan solid lines) and below by XQC (for conservative thermalization efficiency $\epsilon_{\text{th}} = 0.02$ shown in orange solid cyan) for a DM with three choices of power-law velocity-dependence (negative indices) in mass range 10 MeV – 100 GeV. Dashed orange line shows the XQC limits calculated for thermalization efficiency $\epsilon_{\text{th}} = 1$. Dashed cyan line shows the CSR limits calculated using the SGED approximation described in appendix E.1. Limits from DAMIC (red lines), which were the strongest lower bounds before CSR, are shown for comparison. The cross section required to fit the EDGES signal for DM-hydrogen interactions (black solid line) and DM-helium interactions (black dashed line) are taken from [26].

we find using the Monte-Carlo simulation are approximately equal to the result of the SGED approximation.

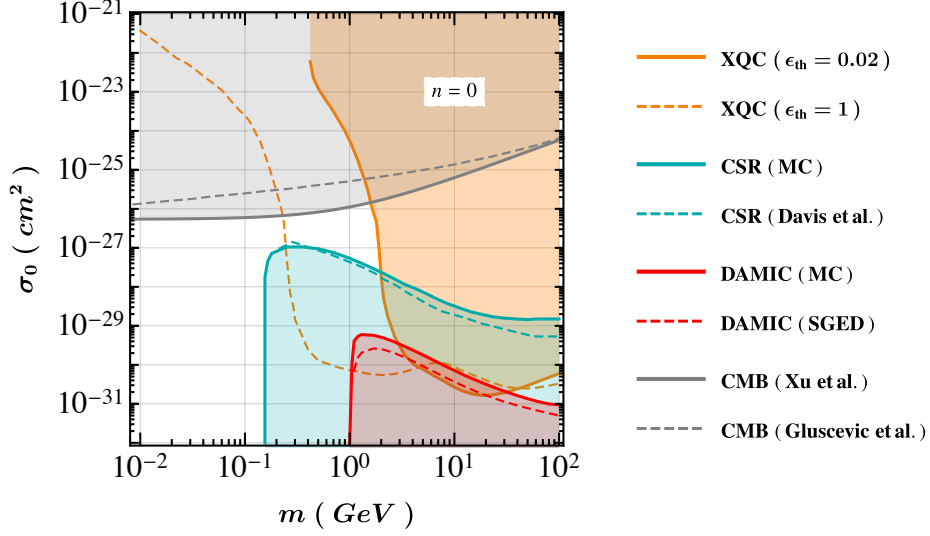


Figure 3: Similar to figure 2, but for velocity-independent DM-nucleon cross section. Dashed red line shows the CSR limit taken from [5]. The CMB constraints are taken from [12, 13].

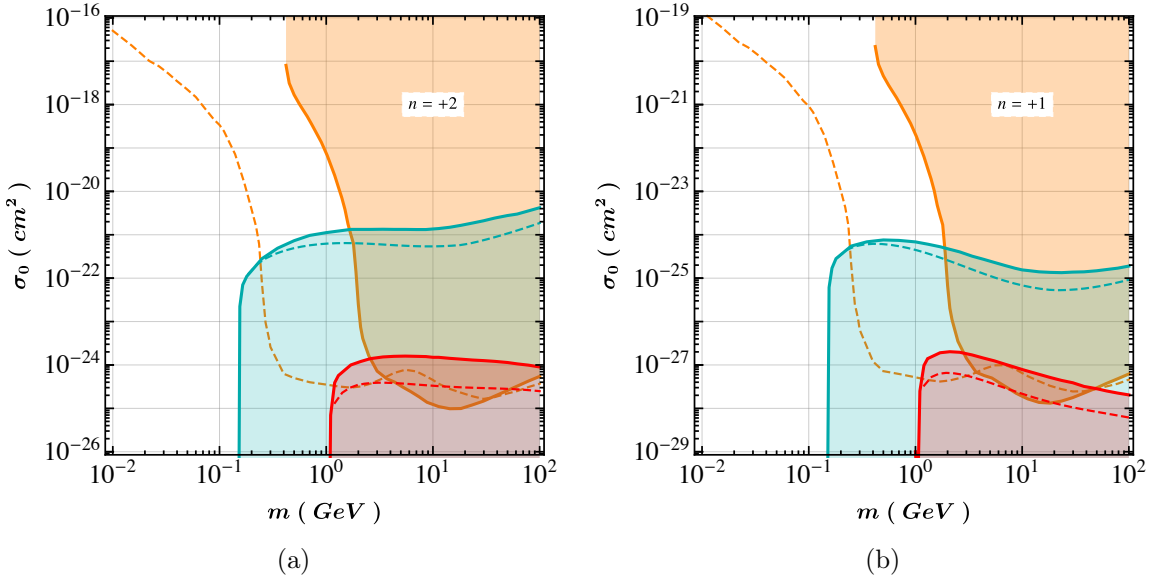


Figure 4: Similar to figure 2, but for DM-nucleon cross section with positive power indices.

Figure 5 shows the 90% CL upper reach of CSR in the $m - \sigma_0 (v/c)^n$ parameter space, where we take $v = V_{\text{CSR}}$, the mean velocity of DM particles before entering the Earth's atmosphere and are above the CSR threshold. We evaluate the cross section for this velocity to introduce a metric to quantify the constraining-capability of CSR as a function of the DM mass and the power-law index of the DM-nucleon cross section. For DM masses ≥ 3 GeV, the CSR limits are stronger for positive power-law indices in comparison to negative power-law indices. The velocity of DM particles decreases as these particles travel through

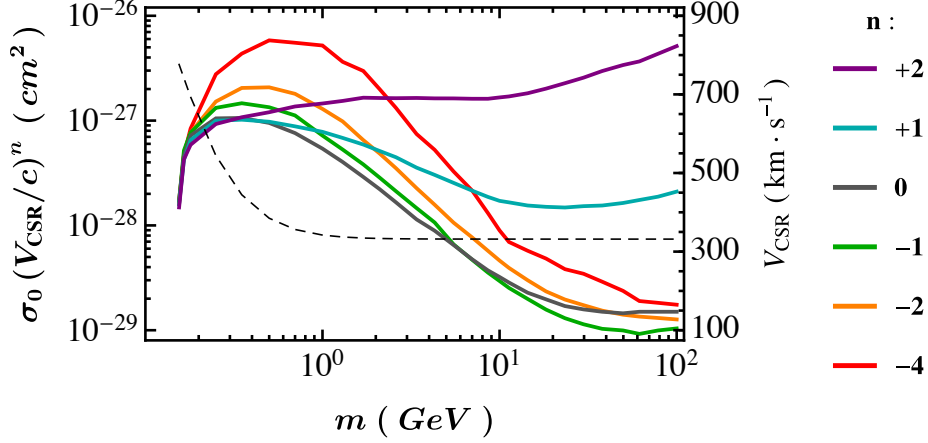


Figure 5: The 90% CL upper reach of CSR (CRESST 2017 surface run) in the $m - \sigma_0 (v/c)^n$ parameter space. Here, we evaluate the cross section limits at $v = V_{\text{CSR}}$, the mean velocity of DM particles before entering the Earth’s atmosphere which are above the CSR threshold. This shows the relative sensitivity of CSR as a function of DM mass, for different assumed velocity-dependencies. V_{CSR} as a function of the DM mass is shown in the thin black line, with coordinate on the right.

an overburden. This causes the DM-nucleon cross section with positive (negative) power-law indices to decrease (increase) during the passage of DM particle through an overburden. Therefore, DM particles with positive velocity dependencies can accommodate larger cross sections.

Figure 6 shows the 90% CL constraints for milli-charged DM on (a) charge, ϵ , and (b) DM-proton transfer cross section, $\sigma_T^*(v = 10^{-3})$, as defined in eq. (3.8), as a function of the DM mass. The various lines are as follows:

- The cyan (red) line shows the upper reach of CSR, assuming the milli-charged particle constitutes 100% (1%) of the DM density in the Earth’s rest frame. For DM masses $\gtrsim 400$ MeV, the upper reach of CSR for milli-charged particles constituting 100% of the DM density, is only 5% – 10% larger in comparison to the case where milli-charged particles constituting 1% of the DM density in the Earth’s rest frame.

The upper reach of CSR is extremely insensitive to the DM density before entering the Earth’s atmosphere. This is due to the rapid increase in the flux of capable DM particles at the detector with the change 5% – 10% of the DM-nucleon cross section near the limiting value. This is a common feature of limits for which energy-loss in an overburden determines the constraining-capability of a direct detection experiment [3, 7, 46].

- The orange (blue) solid line in figure 6 shows the lower reach of XQC for thermalization efficiency $\epsilon_{\text{th}} = 0.02$, assuming the milli-charged particle constitutes 100% (1%) of the DM density in the Earth’s rest frame. The orange (blue) dashed line shows the lower reach of XQC for thermalization efficiency $\epsilon_{\text{th}} = 1$, assuming the milli-charged particle constitutes 100% (1%) of the DM density in the Earth’s rest frame.

Generally, when the effect of shielding materials around the detector and multiple scatterings in the detector can be ignored, the lower reach of direct detection experiments on the DM-

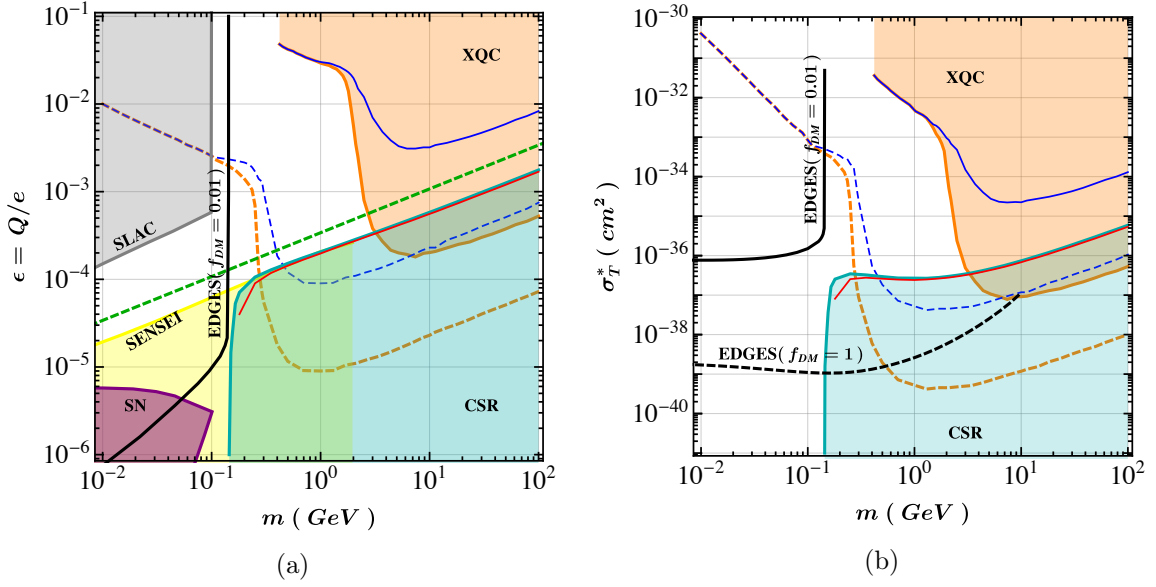


Figure 6: Excluded regions for the milli-charged DM model (90% CL) on (a) charge, ϵ , and (b) DM-proton transfer cross section, $\sigma_T^*(v = 10^{-3})$, as defined in eq. (3.8), as a function of the DM mass. The cyan (red) solid line shows the upper reach of CSR (CRESST 2017 surface run), assuming the milli-charged particle constitutes 100% (1%) of the DM density in the Earth’s rest frame. The orange (blue) solid line shows the lower reach of XQC for thermalization efficiency $\epsilon_{\text{th}} = 0.02$, assuming the milli-charged particle constitutes 100% (1%) of the DM density in the Earth’s rest frame. The orange (blue) dashed line shows the lower reach of XQC for thermalization efficiency $\epsilon_{\text{th}} = 1$, assuming the milli-charged particle constitutes 100% (1%) of the DM density in the Earth’s rest frame. The black solid (dashed) line indicates the minimal cross section needed to explain the EDGES measurement, assuming the milli-charged particle constitutes 1% (100%) of the DM density [26]. The excluded regions from cooling of the supernova SN 1987A [39] is shown in purple, from SLAC millicharge experiment [30] is shown in gray, and from SENSEI [40] is shown in yellow. The green dashed line shows the maximum charge of a milli-charged DM particle that can be evacuated by supernova explosion according to [35].

nucleon cross section is inversely proportional to the DM density in the Earth’s rest frame (and correspondingly the minimum excluded value of charge is $\propto 1/\sqrt{\rho}$). This is the case for thermalization efficiency $\epsilon_{\text{th}} = 1$ and DM masses $\gtrsim 300$ MeV, so the limits for when milli-charged particle constitutes 1% of the DM density in the Earth’s rest frame are weaker by a factor of 100, as seen by comparing the orange and purple dashed lines for $\gtrsim 300$ MeV in figure 6. However, this is not the case for thermalization efficiency $\epsilon_{\text{th}} = 0.02$ and DM masses $\gtrsim 300$ MeV. For this case, the limits for when milli-charged particle constitutes 1% of DM density in the Earth’s rest frame are weaker by a factor 200 – 250 due to the substantial shielding by the aluminum body of the rocket carrying XQC, as seen by comparing the orange and blue solid lines for $\gtrsim 300$ MeV in figure 6.

In the regime where multiple scatterings in the XQC detector gives the strongest limits, i.e. DM masses $\lesssim 225$ MeV for thermalization efficiency $\epsilon_{\text{th}} = 1$ and DM masses $\lesssim 2$ GeV for thermalization efficiency $\epsilon_{\text{th}} = 0.02$, the limits overlap for different DM densities due to the

strong cross section dependence of the energy-loss mechanism in this regime.

Unlike the constraints from the effective number of relativistic particles at CMB and at BBN [36, 59], direct detection limits on milli-charged DM don’t rely on the existence of a dark photon. The limits from XQC and CSR that we considered in this work rely on the DM-proton elastic scattering. These two experiments, with significantly smaller shielding overburdens in comparison to underground experiments, enable us to constrain much of the parameter space of milli-charged DM for charge values $10^{-6} - 10^{-1}$ and DM masses 10 MeV – 100 GeV.

As we were completing this manuscript, ref. [40] appeared which finds the limits using the results of the new SENSEI Surface Run experiment. For both the limits from CSR (this work) and SENSEI Surface Run [40], based on the result of ref [54], the electronic energy-loss in the Earth’s atmosphere is neglected and the limits are calculated by considering only the nuclear energy-loss. As both CSR and SENSEI Surface Run were on the Earth’s surface and thus have the same over-head column-depth, the upper-reach of CSR overlaps with that of SENSEI in the 150 MeV – 2 GeV mass range. The SENSEI limits complement the CSR limits by extending the mass reach down to ~ 500 keV.

Note that the inclusion of the electronic energy-loss reduces the sensitivity of both CSR and SENSEI Surface Run. The lower-reach limits for XQC that we considered in this work will not change as the energy-loss (either nuclear or electronic) in the XQC over-head column-depth is negligible. This makes the XQC limits the most stringent limits from direct detection experiments, for the large- ϵ part of the parameter space of milli-charged DM.

7 Conclusion

In this paper, we derive for the first time the constraints on interacting Dark Matter with velocity-dependent DM-nucleon cross section using the XQC, DAMIC, and CRESST 2017 Surface Run (CSR) experiments.

Constraints on milli-charged DM from direct detection experiments that we derived in this work are particularly pertinent due to recent interest to explain the observed EDGES signal by milli-charged DM [24–27]. Our result, in conjunction with the SENSEI limits [40], are the first direct detection limits which constrain the large values of charge ϵ .

We also derive the limits on hadronically-interacting DM-nucleon cross section with power-law velocity-dependence, i.e. $\sigma = \sigma_0 v^n$. We consider the well-motivated range of velocity dependencies $n \in \{-4, -2, -1, 0, 1, 2\}$ [15–21]. These results severely constrain hadronically-interacting DM by probing a broad range of underlying particle physics models. Particularly, for $n = -4$, we rule out the possibility that DM-hydrogen or DM-helium interactions can explain the EDGES signal for DM masses ≥ 150 MeV (see figure 2a), under the assumption that the relation between cross section on different nuclei is the one given by the Born approximation (eq. (4.5)).

For XQC, as discussed in appendix A, we derive more conservative limits by considering thermalization efficiency factor $\epsilon_{\text{th}} = 0.02$. This enlarges the “hole” [5, 7] in the parameter space of hadronically-interacting DM between CMB constraints [11–13] and those from direct detections [3, 5]. As the thermalization efficiency factor has not been measured experimentally for XQC, we also report the limits for $\epsilon_{\text{th}} = 1$. We used a Monte-Carlo simulation to calculate the nuclear recoil spectrum valid also for multiple scatterings in the XQC detector. This enables us to extend the mass reach of XQC for $\epsilon_{\text{th}} = 0.02$ from 2 GeV to 420 MeV and for $\epsilon_{\text{th}} = 1$ from 225 MeV to 10 MeV.

The CSR experiment operating at the Earth’s surface, was shielded by the Earth’s atmosphere and the Earth’s volume. We use a Monte-Carlo simulation to calculate the velocity distribution of the DM particles that can potentially trigger the detector at the CSR detector. The SGED approximation [45, 46], suitable in the limit of many interactions with small-deflection angles and essentially continuous energy-loss, is generalized for the case of power-law velocity-dependent contact interaction (see appendix E.1) and milli-charged DM (see appendix E.2).

Acknowledgments: We thank Rennan Barkana, Jonathan Davis, Cora Dvorkin, Nadav J. Outmezguine, Linda Xu, and Xingchen Xu for providing the details of analyses in [5, 13, 18, 26]. We thank Paul Chaikin, Aditi Mitra, Paul Steinhardt and Andrew Wray for discussions about Frenkel pair production and thermalization processes in Silicon. MSM acknowledges support from the James Arthur Graduate Assistantship; the research of GRF has been supported by NSF-PHY-1212538 and AST-1517319.

A Thermalization of low-energy nuclear recoils in Silicon

The XQC detector[10] was designed to measure the astrophysical diffuse X-ray background at high spectral resolution. The detector consists of 34 Si micro-calorimeters operating at 60 mK, covered by a layer of HgTe to cause the X-rays to convert their energy to e^\pm pairs which thermalize efficiently and produce a ~ 5 ms spike in the temperature which is accurately measured by the thermometer. XQC was calibrated with several X-ray sources in the keV range and the response is seen to be linear. In the following, we examine whether it is a good assumption that the energy of a nucleus which recoils due to a DM collision, will fully thermalize as does the X-ray energy.

The fractional energy loss per scattering of a DM on a nucleus at rest is

$$f_{KE} = \left(\frac{2 m m_A}{(m_A + m)^2} \right) (1 - \cos \xi_{CM}). \quad (\text{A.1})$$

For $m \ll m_A$, the mean fractional energy loss is $f_{KE} \sim 2 m/m_A$, so the Si component of XQC is the most sensitive part of the target for $m_{DM} \lesssim$ few GeV. The maximum nuclear recoil energy given the escape velocity of the Galaxy is $\approx 2 (\frac{m}{2m_p})^2$ keV and the mean value is $\approx 140 (\frac{m}{2m_p})^2$ eV. In using XQC for constraining DM interactions, it has been assumed up to now ([8, 10] and subsequent works) that 100% of the nuclear recoil energy is thermalized and measured by their quantum micro-calorimeter, when E_{nr} is above the 30 eV threshold.

For an illustrative recoil energy of 300 eV, the velocity of the a recoiling Si nucleus is a few 10’s $\text{km} \cdot \text{s}^{-1}$, while the typical speeds of electrons in Si atoms are 1000’s $\text{km} \cdot \text{s}^{-1}$. Thus the nuclear recoil process is adiabatic as far as the atom is concerned, and the electron cloud is not disrupted – the entire Si atom moves as a unit and electrons are not ionized¹⁵.

The Si crystal is a covalently-bonded lattice, and when a Si atom is displaced, it migrates through the lattice leaving behind a vacancy and dislodging other Si atoms it encounters,

¹⁵Higher energy nuclear recoils produce ionization. Above $E_{nr} \approx 3$ keV, the ionization signal is well-described by the Lindhard model [60], but measurements by DAMIC [47] show that the ratio of ionization energy to the nuclear recoil energy in Si (the ionization “quenching” factor) is a strongly decreasing function of energy. Moreover it is difficult to model: already at ≈ 2 keV the Lindhard model over-predicts the ionization signal by $\approx 50\%$, and this increases to a factor 2.5 at the lowest calibration point of DAMIC, $E_{nr} \approx 680$ eV, where the ionization signal is about 60 eV.

losing roughly half its energy in each scattering¹⁶. Each collision produces another moving Si atom and associated vacancy, building up a cascade. The covalent bonds are weak and easily reorganized; the bonds of the crystal rearrange themselves in response to the moving atoms and eventually the system settles into a state with multiple vacancies and a corresponding number of displaced Si atoms called interstitials. These are just Si atoms located at a position between the normal lattice sites; more precisely, these are called self-interstitials, to distinguish them from interstitial impurity atoms. The Si lattice structure is fairly complicated, and there are numerous types of interstitial positions depending on where the atom is, relative to the lattice geometry. Such vacancy-interstitial pairs are called Frenkel pairs; see, e.g., [63–66].

The energy of a Frenkel pair in Si is ≈ 5 eV for the lowest-energy interstitial sites [65, 66], but Frenkel pairs have a range of energies depending on the position of the interstitial in the lattice structure. The cascade ends when the kinetic energy of a given atom is too low to generate another Frenkel pair, and the remaining energy of each moving atom then thermalizes. The cascade produced by a 300 eV nuclear recoil would produce ≈ 60 Frenkel pairs and up to 6 “generations”. The energy of motion of an interstitial is 0.1 eV [65, 66], so ≈ 60 interstitials could be expected to produce ≈ 6 eV of thermal energy, for a 2% thermalization efficiency. Note that in this estimation, the thermalization efficiency as a percentage of the initial recoil energy is just a simple percentage and would be applicable at other recoil energies. A more detailed analysis of phonon production accompanying this process is left for future research. In time, some interstitials and vacancies recombine or form more stable structures, e.g., di-vacancies, however this annealing process takes seconds to days or more, so is not relevant to measuring the energy deposit of individual DM recoils.

The general phenomenon of nuclear recoils producing interstitial defects is called the Wigner effect, after Eugene Wigner who first recognized the phenomenon in material irradiated by neutrons, in the moderator of a reactor. A tremendous amount of energy can be tied up this way; up to 2 kJ/g has been recorded. The Wigner effect played a role in the Windscale nuclear reactor fire in 1957.

The cumulative effect on the material of the Frenkel pairs is called displacement damage. Modeling the process of non-ionizing energy loss (NIEL) is an active research field, which has been extensively studied in connection with MeV neutrons from reactors and in connection with the high radiation intensity environment of Si detectors at the LHC. Modeling is also needed to calculate the effects of the radiation environment in space. Experimental verification is mostly indirect, and so-far is mostly restricted to energies $\gtrsim 1$ MeV. Direct measurement is problematic due to the difficulty of producing and working with mono-energetic low energy neutrons. For a review of displacement damage see [67]; for further information on NIEL and LHC applications, see the CERN/Hamburg thesis [68]; for a discussion of the implications for detectors in the high-luminosity LHC environment see [69]. For a microscopic model of the NIEL process see [70]; the lowest energy case considered is a 1 MeV neutron and a 50 keV Si, but only model results are presented, without any data comparison. These articles are by no means a complete listing of the literature, but suffice to demonstrate that a) modeling is very complex and involves much poorly known physics and materials science and b) modeling is only tested in regimes not applicable to the very low energy deposits relevant for the application of XQC as a DM detector.

The XQC detector must be calibrated with a neutron source, to measure the thermal-

¹⁶The actual differential cross section of atom-atom scattering in Silicon is slightly softer than hard-sphere, but this is sufficient for the present discussion. It is modeled in [61]; see the book [62] for a review and additional references.

ization efficiency of nuclear recoil energy. The study by [47] using radioactive neutron sources to measure the ionization yield in DAMIC illustrates the experimental approach. Ref. [47] reports the quenching factor in Si at 12 different nuclear recoil energies, 0.68 - 2.2 keV. Even though the minimum energy is above the range of greatest interest for XQC, measuring the XQC thermal response for the DAMIC energies would greatly clarify whether lack of thermalization may be a problem for using the XQC technique for DM searches.

Sapphire, the semi-conductor used in the CRESST detector, has many similarities with silicon including interstitial defects, so consideration should be given to how the CRESST device works, and whether an efficiency factor is needed for CSR as well.

B Earth’s crust model

We use the Preliminary reference Earth model (PREM) [71] to model the Earth’s crust. We only need to consider 106.7 meters of the Earth’s crust as DAMIC (at $z_{det} = 106.7$ m underground), among underground experiments, gives the strongest limits on hadronically-interacting DM. The mass abundances of this layer of the Earth, with constant mass density $\rho_{crust} = 2.7 \text{ gr} \cdot \text{cm}^{-3}$, are listed in table 1.

Element	Atomic number	Mass fraction (%)
O	16	46.6
Si	28	27.7
Al	27	8.1
Fe	56	5.0
Ca	40	3.6
Na	23	2.8
K	39	2.6
Mg	24	1.5
Total	–	97.9

Table 1: The mass fraction of the most abundant elements in the Earth’s crust for 0 – 106.7 meters.

C Atmosphere model

We use the U.S. Standard Atmosphere (USSA) 1976 [72] to model the Earth’s atmosphere. Up to 84.8 km, the atmosphere is divided into seven layers of ideal gas, each identified by a constant temperature gradient (lapse rate L_m).

Assuming the atmosphere to be in hydrostatic equilibrium and constant lapse rate L_m , atmosphere mass density in the m-th layer is

$$\rho_{atm}(z) = \rho_{atm}(z = z_m) \times \begin{cases} \left(1 + \frac{L_m}{T_m}(z - z_m)\right)^{-(1+g/L_m R)} & L_m \neq 0 \\ \exp\left(-\frac{(z-z_m)g}{RT_m}\right) & L_m = 0, \end{cases} \quad (\text{C.1})$$

where T_m is the atmosphere’s temperature at the bottom of the m-th layer, z_m . $R = 287.05 \text{ J/kg}\cdot\text{K}$ is the gas constant for air.

Layer	z_m (km)	L_m (K/km)	T_m (K)	$\frac{\rho(z=z_m)}{\rho(z=0)}$	$\frac{\rho(z)}{\rho(z=0)}$
0	0	-6.5	288.15	1	$(1 - z/44.31)^{4.256}$
1	11	0	216.5	0.297076	$0.297 \exp((11 - z)/6.34)$
2	20	1.0	216.5	0.0718652	$(0.978 + z/201.02)^{-35.16}$
3	32	2.8	228.5	0.0107959	$(0.857 + z/57.94)^{-13.2}$
4	47	0	270.5	1.165×10^{-3}	$1.165 \times 10^{-3} \exp((47 - z)/7.92)$
5	51	-2.8	270.5	7.03×10^{-4}	$(0.8 - z/184.8)^{11.2}$
6	71	-2	214.5	5.2×10^{-5}	$(0.9 - z/198.1)^{16.08}$
7	84.8	—	186.8	5×10^{-6}	—

Table 2: The mass density of the seven layers of the Earth’s atmosphere as a function of altitude.

Layer	z_m (cm)	$\frac{\chi_h(z)}{\rho(z=0)}$ (cm)	$\chi_h(z)$ (g·cm ⁻²)
0	0	$8.43 \times 10^5 (1 - z/4.43 \times 10^6)^{5.256} + 524.89$	1033.36
1	1.1×10^6	$1.88 \times 10^5 \exp(1.73 - z/6.34 \times 10^5) + 368.76$	231.11
2	2×10^6	$5.88 \times 10^5 (0.978 + z/2.01 \times 10^7)^{-34.16} - 45.19$	56.23
3	3.2×10^6	$4.75 \times 10^5 (0.857 + z/5.794 \times 10^5)^{-12.2} + 12.36$	8.86
4	4.7×10^6	$9.22 \times 10^2 \exp(5.93 - z/7.92 \times 10^5) + 12.77$	1.14
5	5.1×10^6	$1.51 \times 10^6 (0.8 - z/1.848 \times 10^7)^{12.2} - 1.166$	0.697
6	7.1×10^6	$1.16 \times 10^6 (0.9 - z/1.98 \times 10^7)^{17.08}$	0.040
7	8.48×10^6	—	0.0038

Table 3: The over-head column depth of the seven layers of the Earth’s atmosphere as a function of altitude.

Knowing the sea level atmosphere mass density $\rho_{atm}(0) = 1.225 \times 10^{-3} \text{gr} \cdot \text{cm}^{-3}$ and the sea level temperature $T_0 = 288.15$ K, the atmosphere’s mass density can be calculated as a function of altitude. Table 2 listed this function for each layer of the Earth’s atmosphere.

The total over-head column depth at 84.8 km above the sea level is $\sim 0.00038\%$ of the total over-head column depth at the sea level (see table 3). So, in this study we only consider this seven layers of the atmosphere and safely ignore upper layers.

The sea level mass abundances of the atmosphere’s constituent are listed in table 4.

Element	Atomic number	Mass fraction (%)
N	14	78.08
O	16	20.94
Ar	40	0.93
Total	—	99.95

Table 4: The sea level mass fraction of the most abundant elements in the Earth’s atmosphere.

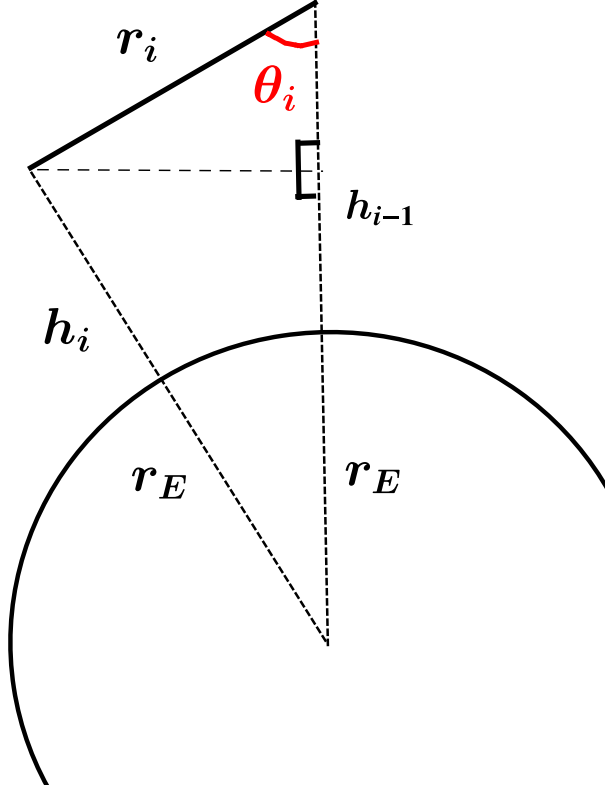


Figure 7: Schematic drawing of the DM scattering in the Earth's rest frame.

D Generalization of the DMATIS code

The DMATIS code [57] was developed to simulate the propagation of DM particles with velocity-independent DM-nucleon cross section in the Earth's crust with constant mass density above the DAMIC experiment [3, 46]. To model DM propagation in the Earth's atmosphere with strong altitude dependence of its mass density, we generalized the code by

- Taking into account the geometry of overburden.
- Modeling the Earth reflection of hadronically-interacting DM particles.
- Changing the sampling variable from path length to column depth to determine the position of the next scattering.

D.1 Hybrid method to calculate the position of the next scattering in the atmosphere

For a DM particle with mass m , velocity v and cross section σ_0 , the column depth can be sampled from the exponential distribution given in eq. (D.12). In this appendix, given the value of sampled column depth χ_s , we present an analytic relation to find the altitude of a DM particle which was at altitude h_{i-1} in the atmosphere. The path length in the i -th step of a DM particle start traveling along zenith angle θ_i from altitude h_{i-1} to reach altitude h_i is (see figure 7)

$$r_i = \cos \theta_i (R_E + h_{i-1}) \pm \sqrt{(R_E + h_{i-1})^2 (\cos^2 \theta_i - 1) + (R_E + h_i)^2}, \quad (\text{D.1})$$

where $R_E = 6.37 \times 10^3$ km is the Earth's radius. The path length infinitesimal changes can be related to infinitesimal changes in the final altitude by

$$\frac{dr_i}{dh_i} = \pm \left((\cos^2 \theta_i - 1) \left(\frac{R_E + h_{i-1}}{R_E + h_i} \right)^2 + 1 \right)^{-1/2}. \quad (\text{D.2})$$

Using eq (D.2), the accumulated column depth along the path length r_i is

$$\begin{aligned} \chi(r_i) &= \int_0^{r_i} \rho(z) dr \\ &= \int_{h_i}^{h_{i-1}} \rho(z) \left((\cos^2 \theta_i - 1) \left(\frac{R_E + h_{i-1}}{R_E + z} \right)^2 + 1 \right)^{-1/2} dz. \end{aligned} \quad (\text{D.3})$$

For altitudes of the atmosphere's first seven layers (< 84.8 km), $R_E + z \simeq R_E + h_{i-1}$ and the geometry of the Earth can be neglected in the calculation of the accumulated path length

$$\begin{aligned} \chi(r_i) &\simeq \frac{1}{\cos \theta_i} \left\{ \int_{h_i}^{\infty} \rho(z) dz - \int_{h_{i-1}}^{\infty} \rho(z) dz \right\} \\ &= \frac{1}{\cos \theta_i} \{ \chi_h(h_i) - \chi_h(h_{i-1}) \}, \end{aligned} \quad (\text{D.4})$$

where $\chi_h(h_i)$ is the over-head column depth at altitude h_i .

Using $\chi(r_i) \equiv \chi_s$ in eq. (D.4), altitude h_i can be calculated analytically by

$$h_i = \chi_h^{-1}(\cos \theta \chi_s + \chi_h(h_{i-1})), \quad (\text{D.5})$$

where χ_h^{-1} is the inverse function of the over-head column depth functions given in table 3.

Eq. (D.5) enables us to calculate altitude h_i accurately for $|\cos \theta_i| > 0.16$. For $|\cos \theta_i| \leq 0.16$, we numerically integrate the atmosphere's density along the path length using eq. (D.3). Figure 8 shows the ratio of the capable number of events calculated by hybrid method to the result of the Planar approximation. This shows that using the Planar approximation underestimates the number of capable DM particles by a factor as large as 2.

D.2 Earth, a mirror of hadronically-interacting DM particles

hadronically-interacting particles that enters the Earth can scatters back to the Earth's atmosphere. Figure 9 shows the Earth reflection probability and average ratio of final to initial velocities of the reflected DM particles as a function of DM mass. This result is governed by simulation of DM particles entering the Earth's crust and tracking their position and velocity until

- They scatter back to the Earth's atmosphere, or
- Their velocity fall below the Earth's escape velocity $11.2 \text{ km} \cdot \text{s}^{-1}$.

Figure 9 shows that light DM particles, which have a larger probability of reflection before capture, lose a small fraction of their velocity in the Earth. So, a DM particle can cause more than one event in the CSR detector which operated on the Earth's ground. The Earth reflection of DM particles increases the rate of expected number of events for CSR and reduces the value of the CSR maximum DM-nucleon cross section reach.

The DMATIS code for calculating the expected number of events of CSR is modified to model this effect by tracking DM particles as they may scatter in and out of the Earth after propagating through the Earth's atmosphere, before and/or after interacting in the detector, until their energy falls below the minimum energy to be able to deposit 19.7 eV.

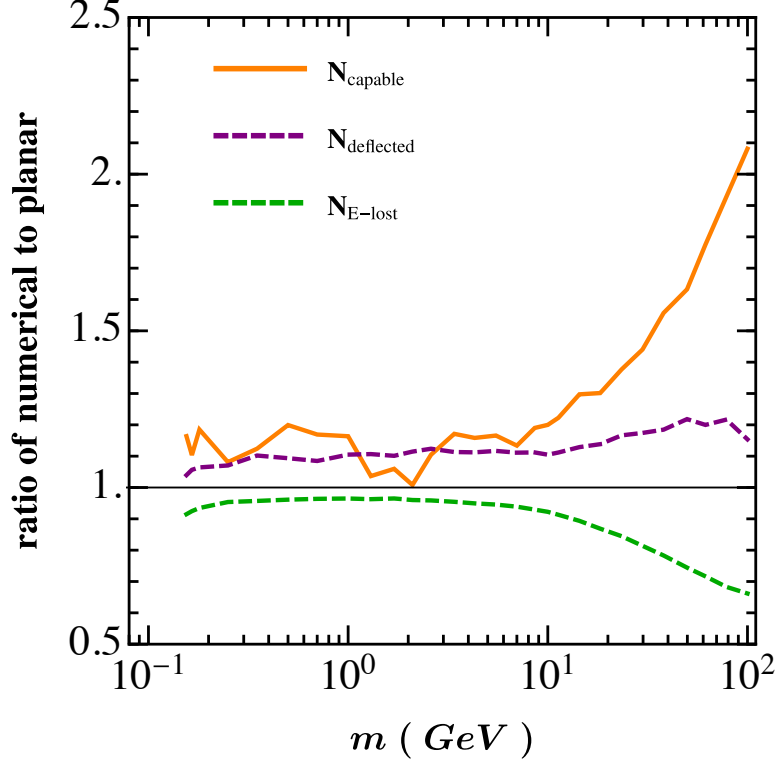


Figure 8: The ratio of the capable number of events (orange solid line) calculated at the 90% CL upper reach of the CRESST 2017 surface run (CSR) experiment on the velocity-independent DM-nucleon cross section using the hybrid method (used in this work) to the result of the Planar approximation. The planar approximation also underestimates/overestimates the number of deflected DM particles/the number of DM particles that their energy falls below the threshold of the before reaching the detector.

D.3 Column depth instead of path length

The probability that a DM particle of mass m and velocity v does not scatter off target nuclei of mass number A in $[0, r + dr]$ is

$$Q_A(r + dr, v) = Q_A(r, v) \left(1 - \frac{dr}{\lambda_A(r, v)} \right), \quad (\text{D.6})$$

where $\lambda_A(r, v) \equiv (n_A(r) \sigma_A(v))^{-1}$ is the mean path length of DM particles with velocity v at position r . Correspondingly, the probability that a DM particle does not scatter off any nucleus in a target with a mix of nuclei is

$$\begin{aligned} Q(r + dr, v) &= Q(r, v) \left(1 - \sum_A \frac{dr}{\lambda_A(r, v)} \right) \\ &= Q(r, v) \left(1 - \frac{dr}{\lambda_{eff}(r, v)} \right), \end{aligned} \quad (\text{D.7})$$

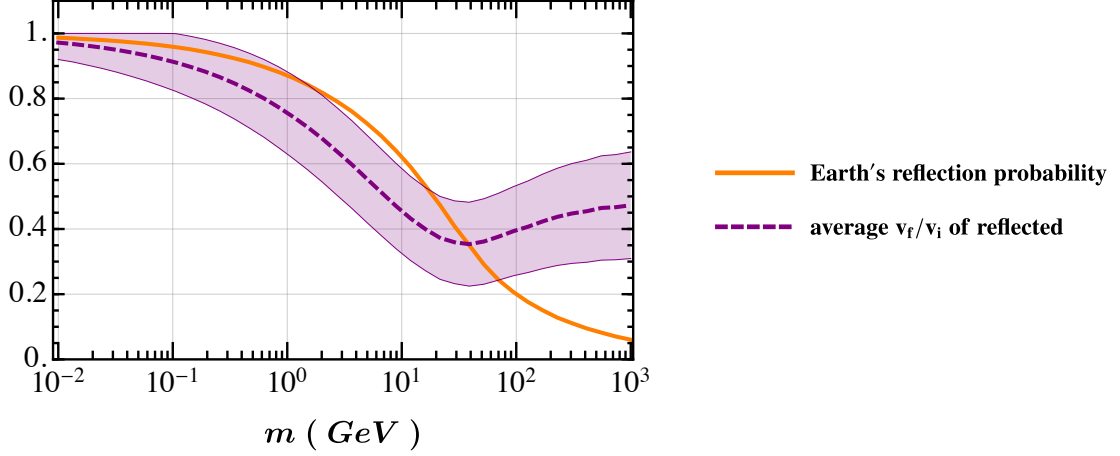


Figure 9: The Earth reflection probability (solid orange) and the average ratio of final to initial velocities of the reflected DM particles (dashed purple) as a function of DM mass. The purple band shows one standard deviation of the ratio of final to initial velocities of the reflected DM particles. This result is independent of the value of DM-nucleon cross section as long as the cross section is big enough to cause DM particles to scatter multiple times in the Earth.

where $\lambda_{eff}(r, v) \equiv (\sum_A \lambda_A^{-1}(r, v))^{-1}$ is the mean path length of DM particles in target with a mix of nuclei. Solution of eq. (D.7) is

$$\begin{aligned} Q(r, v) &= \exp\left(-\sum_A \sigma_A(v) \int_0^r n_A(r') dr'\right) \\ &= \exp\left(-\sum_A \frac{\sigma_A(v) \chi_A(r)}{m_A}\right), \end{aligned} \quad (D.8)$$

where $\chi_A(r) = \int_0^r \rho_A(r') dr'$ is the column depth of target nuclei of mass number A accumulated from $r' = 0$ to $r' = r$. For a target with position independent mass composition, i.e. $f_A(r') = f_A$, eq. (D.8) is simplified

$$\begin{aligned} Q(r, v) &= \exp\left(-\chi(r) \sum_A \frac{\sigma_A(v) f_A}{m_A}\right) \\ &= \exp\left(-\frac{\chi(r)}{\chi_{eff}(v)}\right), \end{aligned} \quad (D.9)$$

where $\chi(r) = \int_0^r \rho_T(r') dr'$ is the column depth accumulated over path length r and $\chi_{eff}(v) \equiv \left(\sum_A \frac{\sigma_A(v) f_A}{m_A}\right)^{-1}$ is the mean column depth in a target with a mix of nuclei.

With a change of variables from (r, v) to (χ, χ_{eff}) , the probability that a DM scatters off any nucleus in a target with a mix of nuclei in $[\chi, \chi + d\chi]$ is

$$P(\chi, \chi_{eff}) d\chi = \frac{d\chi}{\chi_{eff}(v)} Q(\chi, \chi_{eff}), \quad (D.10)$$

and therefore

$$P(\chi, \chi_{eff}) = \frac{1}{\chi_{eff}(v)} \exp\left(-\frac{\chi(r)}{\chi_{eff}(v)}\right). \quad (\text{D.11})$$

In a Monte-Carlo simulation of DM particles with velocity-dependent cross section $\sigma_A(v)$ traveling through a shielding material with position dependent mass density $\rho(r)$, the column depth should be sampled from the probability distribution given in eq. (D.11), instead of path length in the case of velocity-independent and target position-independent mass density

$$\chi_s = -\chi_{eff}(v) \ln(1 - ran_i), \quad (\text{D.12})$$

where $ran_i \in [0, 1]$ is a random number representing the column depth's cumulative probability. To determine the position of the next scattering r_s , the column density is numerically accumulated along the current DM velocity vector until it reaches the sampled column depth χ_s . The mass number of the target nuclei in the next scattering will be determined based on the mass composition of the shielding material at position r_s .

E Generalization of the SGED method

The SGED method, which was proposed by [45], calculates the maximum velocity-independent DM-nucleon cross section for which a given detector would be able to see any events at all due to significant energy-loss of hadronically-interacting DM particles through their scatterings in an overburden. [46] improved this crude SGED approximation by using the number of events observed by the experiment rather assuming none are observed and showed that this modification improves the SGED cross section limits for DAMIC by 15%. In this appendix, we extend the crude SGED method to find the maximum cross section for the case where a) mediator is much heavier than the DM momentum transfer and has a DM-nucleus power-law velocity-dependency b) milli-charged DM.

E.1 Heavy mediator in the Born approximation

In the commonly-used Born approximation, in the case of a heavy mediator for which mediator mass is much greater than the typical DM momentum transfer, $\mu_A v \approx 10^{-3} \mu_A$, the differential DM-nucleus cross section in scattering off a nucleus of mass number A is

$$\frac{d\sigma_A}{dE_{nr}} = \frac{m_A \sigma_A(v)}{2\mu_A^2 v^2}, \quad (\text{E.1})$$

where m_A is nucleus mass and μ_A is DM-nucleus reduced mass. Here we ignore the nuclear form factor as we are interested in DM masses $\lesssim 100$ GeV.

Due to recoil energy independence of the expression in the right-hand-side of eq. (E.1), DM scatterings of nuclei in this regime are isotropic. And, the spin-independent DM-nucleus cross section is related to DM-nucleon cross section, $\sigma_p(v)$, by

$$\sigma_A(v) = \sigma_p(v) \left(\frac{\mu_A}{\mu_p}\right)^2 A^2, \quad (\text{E.2})$$

where μ_p are the DM-nucleon reduced mass.

The differential energy-loss of a DM particle with mass m and energy E to nuclei of mass number A while passing through a shielding material is

$$\frac{dE_A}{dz} = -\frac{\langle E_{\text{nr},A} \rangle}{\lambda_{\text{eff}}(z, v)}, \quad (\text{E.3})$$

where $\lambda_{\text{eff}}(z, v) \equiv (\sum_A n_A(z) \sigma_A(v))^{-1}$ is the mean path length at distance z of DM particles with energy E in a shielding material with a mix of nuclei. $n_A(z) = \rho_A(z)/m_A$ is the number density of nuclei of mass number A with the mass density $\rho_A(z)$ at distance z .

$\langle E_{\text{nr},A} \rangle$, the average nuclear recoil energy of the DM particle scattering off a nucleus of mass number A , is

$$\langle E_{\text{nr},A} \rangle = \frac{2\mu_A^2}{m m_A} E. \quad (\text{E.4})$$

Using eqs. (E.4), (E.2), and (E.4), the total differential energy-loss of a DM particle in a scattering off a shielding material with a mix of nuclei is

$$\begin{aligned} \frac{dE}{dz} &= -E \sum_A n_A(z) \sigma_A(v) \left(\frac{2\mu_A^2}{m m_A} \right) \\ &= -\sigma_p(v) \frac{2E}{m} \sum_A \rho_A(z) \left(\frac{\mu_A^2}{m_p \mu_p} \right)^2 \\ &= -\sigma_0 v^{n+2} \sum_A \rho_A(z) \left(\frac{\mu_A^2}{m_p \mu_p} \right)^2, \end{aligned} \quad (\text{E.5})$$

where in the last expression, the power-law velocity-dependent DM-nucleus cross section of the form $\sigma_p(v) \equiv \sigma_0 v^n$ is substituted.

For $n \neq 0$, the velocity of a DM particle after traveling a distance L in the continuous energy-loss approximation is

$$v(L)^{-n} = v(0)^{-n} + \frac{2n\sigma_0}{m} \sum_A \chi_A(L) \left(\frac{\mu_A^2}{m_p \mu_p} \right)^2, \quad (\text{E.6})$$

where $v(0)$ is the initial velocity of the DM particle before entering the shielding material and $\chi_A(L)$ is the overhead column depth of nuclei of mass number A from $z = 0$ to $z = L$:

$$\chi_A(L) = \int_0^L \rho_A(z) dz. \quad (\text{E.7})$$

Following the simplification of the crude SGED method in assuming that all particles above the overburden have the maximum velocity of $v(0) = v_{\text{max}}$, the maximum cross section for which the detector can potentially be sensitive is

$$\sigma_0^{\text{max}} = \frac{m}{2 \sum_A \chi_A(L) \left(\frac{\mu_A^2}{m_p \mu_p} \right)^2} \left(\frac{v_{\text{min}}^{-n}(A') - v_{\text{max}}^{-n}}{n} \right), \quad (\text{E.8})$$

where $v_{\text{min}}(A')$ is the minimum velocity of a DM particle to scatter a target nucleus of mass number A' in the detector¹⁷ and produce the threshold recoil energy $E_{\text{nr}}^{\text{th}}$

$$v_{\text{min}}(E_{\text{nr}}, A') = \sqrt{\frac{m_{A'} E_{\text{nr}}^{\text{th}}}{2\mu_{A'}^2}}. \quad (\text{E.9})$$

¹⁷ We distinguish by a prime notation ($'$) between nuclei in the detector and nuclei in the overburden.

Instead of using eq. (E.8), we use eq. (E.6) to calculate the velocity distribution of DM particles at the detector, $f(\vec{v}, \vec{v}_{det}, \sigma_0)$. Using the velocity distribution, the expected differential number of events for power-law velocity dependent cross section of the form $\sigma_p = \sigma_0 v^n$ in a detector of nuclei of mass number A' is

$$\frac{dN_{A'}}{dE_{nr}}(\sigma_0) = t_e M_{A'} A'^2 \frac{\rho \sigma_0}{2m \mu_p^2} F_{A'}^2(E_{nr}) \int_{v_{\min}(E_{nr}, A')} v^{n-1} f(\vec{v}, \vec{v}_{det}, \sigma_0) d^3v. \quad (\text{E.10})$$

As the trial cross section is decreased from some large value, the expected differential number of events, calculated using eq. (E.10), is increasing monotonically. The improved SGED 90% lower bound on the allowed cross section would then be defined to be the value of σ_0 for which the expected total number of events equals the 90% CL upper limit of the observed total number of events.

E.2 milli-charged DM

As discussed in the text, milli-charged DM particles favor forward-scatterings. This makes calculation of the velocity distribution of the milli-charged hadronically-interacting DM particles at the detector computationally cumbersome. In contrast to a hadronically-interacting DM with isotropic scattering in the CM frame, a milli-charged hadronically-interacting DM (independent of its mass):

- Favors forward-scattering in the lab frame due to having smaller scattering angles in the CM frame.
- Has larger number of scatterings in the overburden due to smaller average energy losses in the each scattering.

These two make a SGED type approximation more accurate as discussed in [3]. Here, we derive an analytic expression for the energy-loss of a milli-charged hadronically-interacting DM in an overburden.

The differential DM-nucleus cross section of a milli-charged DM with velocity v is:

$$\frac{d\sigma_A}{dE_{nr}} = \frac{2\pi Z_A^2 \epsilon^2 \alpha^2}{m_A v^2 E_{nr}^2}, \quad (\text{E.11})$$

where $\epsilon e \equiv \epsilon_{th} g_D$ is the electric charge of a DM particle which is coupled to dark photon with charge g_D . m_A is the mass of nucleus, and Z_A is the charge number of the nucleus. Here we ignore the nuclear form factor as we are interested in DM masses $\lesssim 100$ GeV.

As it is pointed out in [73], the differential energy-loss of a milli-charged hadronically-interacting DM particle with mass m and energy E to nuclei of mass number A while passing through a shielding material is

$$\begin{aligned} \frac{dE_A}{dz} &= -\frac{\rho_A(z)}{m_A} \int_{E_{nr,A}^{\max}}^{E_{nr,A}^{\text{screen}}} E_{nr,A} \frac{d\sigma_A}{dE_{nr,A}} dE_{nr,A} \\ &= -2\pi \rho_A(z) \left(\frac{Z_A \epsilon \alpha}{m_A v} \right)^2 \ln \left(\frac{E_{nr,A}^{\max}}{E_{nr,A}^{\text{screen}}} \right), \end{aligned} \quad (\text{E.12})$$

where $E_{nr,A}^{\max} = (2\mu_A v)^2/2m_A$ is the maximum recoil energy. $E_{nr,A}^{\text{screen}} \approx (\alpha m_e)^2/2m_A$ is the minimum recoil energy due to screening of the nucleus over distance $\sim (\alpha m_e)^{-1}$.

By substituting $E = \frac{1}{2}m v^2$ and rearranging eq. (E.12), the following differential equation is found

$$\frac{v^2 dv^2}{\ln(\eta_A^2 v^2)} = -\pi \left(\frac{2 Z_A \epsilon \alpha}{m_A} \right)^2 \frac{\rho_A(z)}{m} dz, \quad (\text{E.13})$$

where $\eta_A = 2 \mu_A / \alpha m_e$.

Noticing $\int v^2 dv^2 / \ln(\eta_A^2 v^2) = Ei(4 \ln(\eta_A v)) / \eta_A^4$, eq. (E.13) can be integrated analytically to calculate final velocity v_f of a DM particle after passing through an overburden to reach $z = L$

$$Ei(4 \ln(\eta_A v_f)) = Ei(4 \ln(\eta_A v)) - \pi \left(\frac{2 \eta_A^2 Z_A \epsilon \alpha}{m_A} \right)^2 \frac{\chi_A(L)}{m}, \quad (\text{E.14})$$

where $Ei(x) \equiv \int_{-x}^{\infty} e^{-t}/t dt$ is the exponential integral function. Expansion of the inverse of the exponential integral function in terms of Chebyshev polynomials [74] is used to calculate the velocity of hadronically-interacting DM particles v_f after passing an overburden.

Using the unit-normalized velocity distribution of hadronically-interacting DM at the detector $f(\vec{v}, \vec{v}_{det}, \epsilon)$, the expected differential number of events in a detector made of nuclei of mass number A' ¹⁸ is

$$\frac{dN_{A'}}{dE_{nr}}(\epsilon) = t_e N_{A'} \frac{\rho}{2m} \int_{v_{\min}(E_{nr}, A')} \frac{d\sigma_{A'}}{dE_{nr}} v f(\vec{v}, \vec{v}_{det}, \epsilon) d^3v, \quad (\text{E.15})$$

where $N_{A'} \equiv M_{A'}/m_{A'}$ is the number of nuclei of mass number A' in the target.

F XQC detector spectrum

The XQC [10] calorimeters were composed of a 0.96 μm film of HgTe mounted on a 14 μm substrate of Si. The total mass of each component of the XQC detector is

$$M_A = \begin{cases} 1.30 \times 10^{-3} g & A = Si \\ 1.02 \times 10^{-4} g & A = Te \\ 1.61 \times 10^{-4} g & A = Hg. \end{cases} \quad (\text{F.1})$$

The exposure time of the experiment depended on the thermal response, E_T , so we write $t_e(E_T) = 100.7 f_e(E_T)$ seconds, where $f_e(E_T)$ is the fraction of the exposure time that XQC was sensitive to thermal energy E_T . Table 5 contains the sensitivity factors and the observed number of events in each bin taken from Erickcek et al. [48].

We distinguish between the measured thermal energy E_T by XQC and the induced nuclear recoil energy induced by DM scattering E_{nr} . In this work, we linearly scale the expected-to-be-measured nuclear recoil energy with a thermalization efficiency factor ϵ_{th} to calculate the measured thermal energy; i.e. $E_T = \epsilon_{th} E_{nr}$.

¹⁸ We distinguish by a prime notation ($'$) between nuclei in the detector and nuclei in the overburden.

i	$E_T^i = \epsilon_{\text{th}}^{-1} E_{\text{nr}}^i \text{ (eV)}$	$f_e(E_T)$	O_i
1	29 – 36	0.38	0
2	36 – 128	0.5	11
3	128 – 300	1	129
4	300 – 540	1	80
5	540 – 700	1	90
6	700 – 800	1	32
7	800 – 945	1	48
8	945 – 1100	1	31
9	1100 – 1310	1	30
10	1310 – 1500	1	29
11	1500 – 1810	1	32
12	1810 – 2505	1	15
13	≥ 4000	1	60

Table 5: The XQC sensitivity factor and the observed number of events in each thermal energy bin. Bin 2505 – 4000 eV is ignored due to its contamination by the detector’s interior calibration sources.

References

- [1] PARTICLE DATA GROUP collaboration, C. Patrignani et al., *Review of Particle Physics*, [*Chin. Phys. C* **40** \(2016\) 100001](#).
- [2] D. N. Spergel and P. J. Steinhardt, *Observational evidence for selfinteracting cold dark matter*, [*Phys. Rev. Lett.* **84** \(2000\) 3760–3763](#), [[astro-ph/9909386](#)].
- [3] M. S. Mahdawi and G. R. Farrar, *Closing the window on $\sim \text{GeV}$ Dark Matter with moderate ($\sim \mu\text{b}$) interaction with nucleons*, [*JCAP* **1712** \(2017\) 004](#), [[1709.00430](#)].
- [4] T. Emken, C. Kouvaris and I. M. Shoemaker, *Terrestrial Effects on Dark Matter-Electron Scattering Experiments*, [1702.07750](#).
- [5] J. H. Davis, *Probing Sub-GeV Mass Strongly Interacting Dark Matter with a Low-Threshold Surface Experiment*, [*Phys. Rev. Lett.* **119** \(2017\) 211302](#), [[1708.01484](#)].
- [6] B. J. Kavanagh, *Earth-Scattering of super-heavy Dark Matter: updated constraints from detectors old and new*, [1712.04901](#).
- [7] T. Emken and C. Kouvaris, *How blind are underground and surface detectors to strongly interacting Dark Matter?*, [1802.04764](#).
- [8] B. D. Wandelt, R. Dave, G. R. Farrar, P. C. McGuire, D. N. Spergel and P. J. Steinhardt, *Selfinteracting dark matter*, in *Sources and detection of dark matter and dark energy in the universe. Proceedings, 4th International Symposium, DM 2000, Marina del Rey, USA, February 23-25, 2000*, pp. 263–274, 2000. [astro-ph/0006344](#).
- [9] J. Rich, R. Rocchia and M. Spiro, *A search for strongly interacting dark matter*, [*Physics Letters B* **194** \(1987\) 173 – 176](#).
- [10] D. McCammon et al., *A High spectral resolution observation of the soft x-ray diffuse background with thermal detectors*, [*Astrophys. J.* **576** \(2002\) 188–203](#), [[astro-ph/0205012](#)].
- [11] C. Dvorkin, K. Blum and M. Kamionkowski, *Constraining Dark Matter-Baryon Scattering with Linear Cosmology*, [*Phys. Rev. D* **89** \(2014\) 023519](#), [[1311.2937](#)].

- [12] V. Gluscevic and K. K. Boddy, *Constraints on scattering of keV–TeV dark matter with protons in the early Universe*, [1712.07133](#).
- [13] W. L. Xu, C. Dvorkin and A. Chael, *Probing sub-GeV Dark Matter-Baryon Scattering with Cosmological Observables*, [1802.06788](#).
- [14] N. Daci, I. De Bruyn, S. Lowette, M. H. G. Tytgat and B. Zaldivar, *Simplified SIMPs and the LHC*, *JHEP* **11** (2015) 108, [[1503.05505](#)].
- [15] B. Holdom, *Two $U(1)$'s and Epsilon Charge Shifts*, *Phys. Lett.* **166B** (1986) 196–198.
- [16] E. J. Chun, J.-C. Park and S. Scopel, *Dark matter and a new gauge boson through kinetic mixing*, *JHEP* **02** (2011) 100, [[1011.3300](#)].
- [17] K. Sigurdson, M. Doran, A. Kurylov, R. R. Caldwell and M. Kamionkowski, *Dark-matter electric and magnetic dipole moments*, *Phys. Rev.* **D70** (2004) 083501, [[astro-ph/0406355](#)].
- [18] X. Xu and G. R. Farrar, *in preparation*, .
- [19] S. Tulin, H.-B. Yu and K. M. Zurek, *Beyond collisionless dark matter: Particle physics dynamics for dark matter halo structure*, *Phys. Rev. D* **87** (Jun, 2013) 115007.
- [20] N. Arkani-Hamed, D. P. Finkbeiner, T. R. Slatyer and N. Weiner, *A Theory of Dark Matter*, *Phys. Rev.* **D79** (2009) 015014, [[0810.0713](#)].
- [21] M. R. Buckley and P. J. Fox, *Dark Matter Self-Interactions and Light Force Carriers*, *Phys. Rev.* **D81** (2010) 083522, [[0911.3898](#)].
- [22] J. D. Bowman, A. E. E. Rogers, R. A. Monsalve, T. J. Mozdzen and N. Mahesh, *An absorption profile centred at 78 megahertz in the sky-averaged spectrum*, *Nature* **555** (2018) 67–70.
- [23] R. Barkana, *Possible interaction between baryons and dark-matter particles revealed by the first stars*, *Nature* **555** (2018) 71–74.
- [24] J. B. Muñoz and A. Loeb, *Insights on Dark Matter from Hydrogen during Cosmic Dawn*, [1802.10094](#).
- [25] A. Berlin, D. Hooper, G. Krnjaic and S. D. McDermott, *Severely Constraining Dark Matter Interpretations of the 21-cm Anomaly*, [1803.02804](#).
- [26] R. Barkana, N. J. Outmezzguine, D. Redigolo and T. Volansky, *Signs of Dark Matter at 21-cm?*, [1803.03091](#).
- [27] J. B. Muñoz, C. Dvorkin and A. Loeb, *21-cm Fluctuations from Charged Dark Matter*, [1804.01092](#).
- [28] A. Fialkov, R. Barkana and A. Cohen, *Constraining Baryon–Dark Matter Scattering with the Cosmic Dawn 21-cm Signal*, [1802.10577](#).
- [29] T. R. Slatyer and C.-L. Wu, *Early-Universe Constraints on Dark Matter-Baryon Scattering and their Implications for a Global 21cm Signal*, [1803.09734](#).
- [30] A. A. Prinz et al., *Search for millicharged particles at SLAC*, *Phys. Rev. Lett.* **81** (1998) 1175–1178, [[hep-ex/9804008](#)].
- [31] S. Davidson, S. Hannestad and G. Raffelt, *Updated bounds on millicharged particles*, *JHEP* **05** (2000) 003, [[hep-ph/0001179](#)].
- [32] S. L. Dubovsky, D. S. Gorbunov and G. I. Rubtsov, *Narrowing the window for millicharged particles by CMB anisotropy*, *JETP Lett.* **79** (2004) 1–5, [[hep-ph/0311189](#)].
- [33] L. Chuzhoy and E. W. Kolb, *Reopening the window on charged dark matter*, *JCAP* **0907** (2009) 014, [[0809.0436](#)].
- [34] A. D. Dolgov, S. L. Dubovsky, G. I. Rubtsov and I. I. Tkachev, *Constraints on millicharged particles from Planck data*, *Phys. Rev.* **D88** (2013) 117701, [[1310.2376](#)].

- [35] S. D. McDermott, H.-B. Yu and K. M. Zurek, *Turning off the Lights: How Dark is Dark Matter?*, *Phys. Rev.* **D83** (2011) 063509, [[1011.2907](#)].
- [36] H. Vogel and J. Redondo, *Dark Radiation constraints on minicharged particles in models with a hidden photon*, *JCAP* **1402** (2014) 029, [[1311.2600](#)].
- [37] A. Haas, C. S. Hill, E. Izaguirre and I. Yavin, *Looking for milli-charged particles with a new experiment at the LHC*, *Phys. Lett.* **B746** (2015) 117–120, [[1410.6816](#)].
- [38] R. Essig, T. Volansky and T.-T. Yu, *New Constraints and Prospects for sub-GeV Dark Matter Scattering off Electrons in Xenon*, *Phys. Rev.* **D96** (2017) 043017, [[1703.00910](#)].
- [39] J. H. Chang, R. Essig and S. D. McDermott, *Supernova 1987A Constraints on Sub-GeV Dark Sectors, Millicharged Particles, the QCD Axion, and an Axion-like Particle*, [1803.00993](#).
- [40] SENSEI collaboration, M. Crisler, R. Essig, J. Estrada, G. Fernandez, J. Tiffenberg, M. Sofo haro et al., *SENSEI: First Direct-Detection Constraints on sub-GeV Dark Matter from a Surface Run*, [1804.00088](#).
- [41] DAMIC collaboration, J. Barreto et al., *Direct Search for Low Mass Dark Matter Particles with CCDs*, *Phys. Lett.* **B711** (2012) 264–269, [[1105.5191](#)].
- [42] CRESST collaboration, G. Angloher et al., *Results on MeV-scale dark matter from a gram-scale cryogenic calorimeter operated above ground*, *Eur. Phys. J.* **C77** (2017) 637, [[1707.06749](#)].
- [43] R. Strauss et al., *The ν -cleus experiment: A gram-scale fiducial-volume cryogenic detector for the first detection of coherent neutrino-nucleus scattering*, *Eur. Phys. J.* **C77** (2017) 506, [[1704.04320](#)].
- [44] R. Strauss et al., *Gram-scale cryogenic calorimeters for rare-event searches*, *Phys. Rev.* **D96** (2017) 022009, [[1704.04317](#)].
- [45] G. D. Starkman, A. Gould, R. Esmailzadeh and S. Dimopoulos, *Opening the window on strongly interacting dark matter*, *Phys. Rev. D* **41** (Jun, 1990) 3594–3603.
- [46] M. S. Mahdawi and G. R. Farrar, *Energy loss during Dark Matter propagation in an overburden*, [1712.01170](#).
- [47] A. E. Chavarria et al., *Measurement of the ionization produced by sub-keV silicon nuclear recoils in a CCD dark matter detector*, *Phys. Rev.* **D94** (2016) 082007, [[1608.00957](#)].
- [48] A. L. Erickcek, P. J. Steinhardt, D. McCammon and P. C. McGuire, *Constraints on the interactions between dark matter and baryons from the x-ray quantum calorimetry experiment*, *Phys. Rev. D* **76** (Aug, 2007) 042007.
- [49] R. Foot, *Mirror and hidden sector dark matter in the light of new CoGeNT data*, *Phys. Lett.* **B703** (2011) 7–13, [[1106.2688](#)].
- [50] N. Fornengo, P. Panci and M. Regis, *Long-Range Forces in Direct Dark Matter Searches*, *Phys. Rev.* **D84** (2011) 115002, [[1108.4661](#)].
- [51] S. K. Lee, M. Lisanti, S. Mishra-Sharma and B. R. Safdi, *Modulation Effects in Dark Matter-Electron Scattering Experiments*, *Phys. Rev.* **D92** (2015) 083517, [[1508.07361](#)].
- [52] R. H. Helm, *Inelastic and elastic scattering of 187-mev electrons from selected even-even nuclei*, *Phys. Rev.* **104** (Dec, 1956) 1466–1475.
- [53] G. Fricke, C. Bernhardt, K. Heilig, L. Schaller, L. Schellenberg, E. Shera et al., *Nuclear ground state charge radii from electromagnetic interactions*, *Atomic Data and Nuclear Data Tables* **60** (1995) 177 – 285.
- [54] C. Kouvaris and I. M. Shoemaker, *Daily modulation as a smoking gun of dark matter with significant stopping rate*, *Phys. Rev.* **D90** (2014) 095011, [[1405.1729](#)].

- [55] G. Zaharijas and G. R. Farrar, *Window in the dark matter exclusion limits*, *Phys. Rev. D* **72** (Oct, 2005) 083502.
- [56] B. J. Kavanagh, R. Catena and C. Kouvaris, *Signatures of Earth-scattering in the direct detection of Dark Matter*, *JCAP* **1701** (2017) 012, [[1611.05453](#)].
- [57] M. S. Mahdawi and G. R. Farrar, *DMATIS: Dark Matter ATtenuation Importance Sampling*, **1705.002**.
- [58] A. L. Erickcek, *A new constraint on strongly-interacting dark matter from x-ray quantum calorimetry*, *Senior Thesis* (2003) .
- [59] C. Brust, D. E. Kaplan and M. T. Walters, *New Light Species and the CMB*, *JHEP* **12** (2013) 058, [[1303.5379](#)].
- [60] J. Lindhard, V. Nielsen, M. Scharff and P. Thomsen, *Integral equations governing radiation effects. (notes on atomic collisions, iii)*, *Kgl. Danske Videnskab., Selskab. Mat. Fys. Medd.* **Vol: 33: No. 10** (Jan, 1963) .
- [61] J. Lindhard, M. Scharff and H. Schiott, *Range Concepts and Heavy Ion Ranges*, *Mat. Fys. Medd.* **33** (1963) No. 14.
- [62] V. A. J. van Lint, T. M. Flanagan, R. E. Leadon, J. A. Naber and V. C. Rogers, *Mechanisms of radiation effects in electronic materials. Volume 1, NASA STI/Recon Technical Report A* **81** (1980) .
- [63] Y. Bar-Yam and J. D. Joannopoulos, *Barrier to migration of the silicon self-interstitial*, *Phys. Rev. Lett.* **52** (Mar, 1984) 1129–1132.
- [64] W.-K. Leung, R. J. Needs, G. Rajagopal, S. Itoh and S. Ihara, *Calculations of silicon self-interstitial defects*, *Phys. Rev. Lett.* **83** (Sep, 1999) 2351–2354.
- [65] P. Rinke, A. Janotti, M. Scheffler and C. G. Van de Walle, *Defect formation energies without the band-gap problem: Combining density-functional theory and the gw approach for the silicon self-interstitial*, *Phys. Rev. Lett.* **102** (Jan, 2009) 026402.
- [66] V. E. Gusakov, V. I. Belko and N. N. Dorozhkin, *Formation and diffusion of self-interstitial atoms in silicon crystals under hydrostatic pressure: Quantum-chemical simulation*, *Journal of Surface Investigation. X-ray, Synchrotron and Neutron Techniques* **3** (Aug, 2009) 634–638.
- [67] J. R. Srour, C. J. Marshall and P. W. Marshall, *Review of Displacement Damage Effects in Silicon Devices*, *IEE Trans. Nucl. Sci.* **50** (2003) 653194–215.
- [68] F. Hönniger, *Radiation damage in silicon: Defect analysis and detector properties*. PhD thesis, Hamburg U., 2007. 10.3204/DESY-THESIS-2008-002.
- [69] A. Junkes, *Influence of radiation induced defect clusters on silicon particle detectors*. PhD thesis, Hamburg U., 2011.
- [70] M. Huhtinen, *Simulation of non-ionising energy loss and defect formation in silicon*, *Nucl. Instrum. Meth.* **A491** (2002) 194–215.
- [71] A. M. Dziewonski and D. L. Anderson, *Preliminary reference earth model*, *Physics of the Earth and Planetary Interiors* **25** (1981) 297 – 356.
- [72] U. government Printing Office, *The U.S. Standard Atmosphere, 1976*, .
- [73] R. Foot, *Implications of the DAMA and CRESST experiments for mirror matter type dark matter*, *Phys. Rev.* **D69** (2004) 036001, [[hep-ph/0308254](#)].
- [74] P. Pecina, *On the function inverse to the exponential integral function*, *Bulletin of the Astronomical Institutes of Czechoslovakia* **37** (Jan., 1986) 8–12.