

The Schulze Method of Voting

Markus Schulze

Markus.Schulze@Alumni.TU-Berlin.de

Summary. In recent years, the Pirate Party of Sweden, the Wikimedia Foundation, the Debian project, the Gentoo project, and many other private organizations adopted a new single-winner election method for internal elections and referendums. In this paper, we will introduce this method, demonstrate that it satisfies e.g. resolvability, Condorcet, Schwartz, Smith-IIA, Pareto, reversal symmetry, monotonicity, prudence, and independence of clones and present an $O(C^3)$ algorithm to calculate the winner, where C is the number of alternatives.

Keywords and Phrases: Condorcet criterion, independence of clones, monotonicity, Pareto efficiency, reversal symmetry, single-winner election methods, prudent ranking rules

JEL Classification Number: D71

Summary

In this paper, we will propose a new single-winner election method (section 2). This method will be illustrated on a large number of examples (section 3). We will show that this method satisfies a large number of desirable criteria (section 4), e.g. *resolvability* (section 4.2), *reversal symmetry* (section 4.4), *monotonicity* (section 4.5), *independence of clones* (section 4.6), *prudence* (section 4.9), and *k-consistency* (section 4.13). In those cases, where the proposed method violates a criterion, this will be shown by using concrete counterexamples; see e.g. sections 3.7, 3.8, and 3.9.

In section 4, we use a deterministic model for election methods. In section 5, we will show what we have to take into consideration when we use a probabilistic model instead.

In sections 9 and 10, the proposed method will be generalized to “Proportional Representation by the Single Transferable Vote” (STV) and to methods to calculate a proportional ranking. Sections 9 and 10 differ significantly from the other sections. This is caused by the fact that, while we have the McGarvey method to easily create instances for single-winner elections (McGarvey, 1953), we don’t have a similar method to create instances for multi-winner elections; therefore, large real-life instances are usually used to illustrate STV methods (Tideman, 2000); see section 9.2 of this dissertation. Furthermore, while there is a giant literature on mathematical aspects of single-winner election methods, there are no established criteria for STV methods; however in section 9.3, we will propose generalizations of the Condorcet criterion and the Smith criterion to STV methods.

Contents

| | |
|--|-----|
| Symbols..... | 6 |
| 1. Introduction..... | 6 |
| 2. Definition of the Schulze Method..... | 10 |
| 2.1. Preliminaries | 10 |
| 2.2. Basic Definitions..... | 15 |
| 2.3. Implementation | 17 |
| 3. Examples..... | 25 |
| 3.1. Example 1 | 25 |
| 3.2. Example 2 | 32 |
| 3.3. Example 3 | 39 |
| 3.4. Example 4 | 56 |
| 3.5. Example 5 | 60 |
| 3.6. Example 6 | 64 |
| 3.7. Example 7 | 68 |
| 3.8. Example 8 | 96 |
| 3.9. Example 9 | 112 |
| 3.10. Example 10..... | 127 |
| 3.11. Example 11 | 144 |
| 3.12. Example 12..... | 155 |
| 3.13. Example 13 | 166 |
| 4. Analysis of the Schulze Method | 169 |
| 4.1. Transitivity..... | 169 |
| 4.2. Resolvability | 172 |
| 4.2.1. Formulation #1 | 172 |
| 4.2.2. Formulation #2 | 175 |

| | |
|--|-----|
| 4.3. Pareto | 178 |
| 4.3.1. Formulation #1 | 178 |
| 4.3.2. Formulation #2 | 179 |
| 4.4. Reversal Symmetry | 181 |
| 4.5. Monotonicity..... | 183 |
| 4.6. Independence of Clones..... | 186 |
| 4.7. Smith Criterion, Condorcet Winners, Condorcet Losers | 190 |
| 4.8. MinMax Set | 194 |
| 4.9. Prudence | 201 |
| 4.10. Schwartz | 203 |
| 4.11. Weak Condorcet Winners and Weak Condorcet Losers..... | 205 |
| 4.11.1. Weak Condorcet Winners..... | 205 |
| 4.11.2. Weak Condorcet Losers..... | 210 |
| 4.12. Increasing Sequential Independence..... | 213 |
| 4.13. k -Consistency..... | 215 |
| 4.14. Decreasing Sequential Independence | 228 |
| 4.15. Weak Independence from Pareto-Dominated Alternatives | 230 |
| 5. Tie-Breaking | 232 |
| 5.1. Calculating a Complete Ranking Using a TBRL..... | 232 |
| 5.2. Calculating a TBRC and a TBRL | 236 |
| 5.3. Transitivity..... | 238 |
| 5.4. Analysis | 252 |
| 6. Definition of the Strength of a Pairwise Link | 261 |
| 7. Supermajority Requirements..... | 264 |
| 8. Electoral College..... | 266 |

| | |
|---|-----|
| 9. Proportional Representation by the Single Transferable Vote..... | 268 |
| 9.1. Schulze STV | 268 |
| 9.1.1. Proportional Completion | 273 |
| 9.1.2. Links between Sets of Winners | 275 |
| 9.1.3. Definition of Schulze STV | 277 |
| 9.2. Example A53 | 279 |
| 9.3. Condorcet Criterion for Multi-Winner Elections..... | 351 |
| 9.4. Proportionality | 360 |
| 10. Proportional Ranking | 361 |
| 10.1. Schulze Proportional Ranking | 362 |
| 10.2. Independence of Clones..... | 363 |
| 10.3. Example A53 | 363 |
| 10.4. Tideman’s Database..... | 365 |
| 11. Mixed Member Proportional Representation..... | 371 |
| 11.1. The Districts..... | 372 |
| 11.2. The District Ballot | 375 |
| 11.3. The Party Ballot..... | 378 |
| 11.4. Allocation of District Voters to District Winners | 378 |
| 11.5. Allocation of Seats to Parties..... | 387 |
| 11.6. Allocation of the Party Seats to its District Organizations | 388 |
| 11.7. Best Losers..... | 388 |
| 11.8. Vacant Seats..... | 388 |
| 12. Comparison with other Methods..... | 389 |
| Acknowledgments..... | 391 |
| References | 391 |

Symbols

| | |
|-----------------------|---|
| \wedge | ... and ... |
| \vee | ... or ... |
| \forall | ... for all ... |
| \exists | ... there is at least one ... |
| \in | ... element of ... |
| \notin | ... not element of ... |
| \Rightarrow | ... then ... |
| \Leftrightarrow | ... then and only then ... |
| \mathbb{N} | natural numbers without zero, $\mathbb{N} = \{1, 2, 3, \dots\}$ |
| \mathbb{N}_0 | natural numbers with zero, $\mathbb{N}_0 = \{0, 1, 2, 3, \dots\}$ |
| \mathbb{R} | real numbers |
| $\mathbb{R}_{\geq 0}$ | real numbers larger than or equal to zero |
| \emptyset | the empty set |

1. Introduction

One important property of a good single-winner election method is that it minimizes the number of “overruled” voters (according to some heuristic). Because of this reason, the Simpson-Kramer method, that always chooses that alternative whose worst pairwise defeat is the weakest, was very popular over a long time. However, in recent years, the Simpson-Kramer method has been criticized by many social choice theorists. Smith (1973) criticizes that this method doesn’t choose from the top-set of alternatives. Tideman (1987) complains that this method is vulnerable to the strategic nomination of a large number of similar alternatives, so-called *clones*. And Saari (1994) rejects this method for violating *reversal symmetry*. A violation of reversal symmetry can lead to strange situations where still the same alternative is chosen when all ballots are reversed, meaning that the same alternative is identified as best one and simultaneously as worst one.

In this paper, we will show that only a slight modification (section 4.8) of the Simpson-Kramer method is needed so that the resulting method satisfies the criteria proposed by Smith (section 4.7), Tideman (section 4.6), and Saari (section 4.4). The resulting method will be called *Schulze method*. Random simulations by Wright (2009) confirmed that, in almost 99% of all instances, the Schulze method conforms with the Simpson-Kramer method (table 12.1). In this paper, we will prove that, nevertheless, the Schulze method still satisfies all important criteria that are also satisfied by the Simpson-Kramer method, like resolvability (section 4.2), Pareto (section 4.3), monotonicity (section 4.5), and prudence (section 4.9). Because of these reasons, already several private organizations have adopted the Schulze method.

1997 – 2006: In 1997, I proposed the Schulze method to a large number of people, who are interested in mathematical aspects of election methods. This method was discussed for the first time in a public mailing list between June 1998 and November 1998 (e.g. Ossipoff, 1998; Petry, 1998; Schulze, 1998), when it was discussed at the *Election-Methods mailing list*. In June 2003, Debian, a software project with about 1,000 eligible members, adopted this method in a referendum with 144 against 16 votes; Debian GNU/Linux is the largest and most popular non-commercial Linux distribution. In May 2005, the Gentoo Foundation, a software project with about 200

eligible members, adopted this method; Gentoo Linux is another widespread Linux distribution.

2007 – 2012: In 2008, 2009, and 2011, the Wikimedia Foundation, a non-profit charitable organization with about 43,000 eligible members (in 2011), used the proposed method for the election of its Board of Trustees (www01 – www03); the Wikimedia Foundation is the umbrella organization e.g. for Wikipedia, Wiktionary, Wikiquote, Wikidata, Wikibooks, Wikisource, Wikinews, Wikivoyage, Wikiversity, and Wikispecies; it is, therefore, the seventh most important Internet corporation (after Alphabet/Google/YouTube, Facebook/WhatsApp/Instagram, Alibaba/Taobao/Tmall, Tencent, Sohu, and Baidu). In July 2008, Ubuntu, a software project with about 700 eligible members, adopted this method. In August 2008, “K Desktop Environment” (KDE), a software project with about 200 eligible members, adopted this method. In October 2009, the “Pirate Party of Sweden” (about 50,000 eligible members in 2009, about 3,000 in 2019) adopted this method. In May 2010, the “Pirate Party of Germany” (about 35,000 eligible members in 2012, about 8,000 in 2019) adopted this method. In November 2010, OpenStack, a software project with about 3,500 eligible members, adopted this method. Since February 2011, the “Pirate Party of Austria” (about 1,000 eligible members in 2011, about 200 in 2019) uses this method; in 2013, the “Pirate Party of Austria”, the “Communist Party of Austria”, and “The Change” used the proposed method to create a joint list (“A Different Europe”) for the 2014 elections to the European Parliament. Since November 2011, the “Pirate Party of Australia” (about 1,300 eligible members) uses this method. In December 2011, the “Pirate Party of Italy” adopted this method. In July 2012, the “United States Pirate Party” (about 3,000 eligible members) adopted this method (www04).

2013 – 2019: Since January 2013, the “Pirate Party of Iceland” (about 4,000 eligible members) uses this method. Since April 2013, the associated student government at Northwestern University (about 20,000 eligible members) uses this method. Since October 2013, the “German Association of Pediatricians” (“Berufsverband der Kinder- und Jugendärzte”; BVKJ; about 12,000 eligible members) uses this method. Since October 2013, the “Five Star Movement” (“Movimento 5 Stelle”, M5S), a political party in Italy with about 120,000 eligible members, uses this method. Since January 2014, the “Pirate Party of Belgium” (about 400 eligible members) uses this method; frequently, the “Pirate Party of Belgium” and the “Volt Party of Belgium” are running with a joint list (“Purple Party of Belgium”) which is then also generated with the proposed method. Since May 2014, the associated student government at Albert Ludwig University of Freiburg (about 25,000 eligible members) uses this method. Since January 2015, the “Pirate Party of the Netherlands” (about 1,800 eligible members) uses this method. In February 2016, the city of Silla (about 19,000 inhabitants) in Spain adopted the Schulze method for referendums (www05 – www09; Gómez Álvarez, 2018). In July 2016, the “European Students’ Forum” (“Association des états généraux des étudiants de l’Europe”, AEGEE), a student organization with about 13,000 eligible members, adopted this method. Since January 2017, “Unidas Podemos”, a political party in Spain with about 500,000 eligible members, uses this method. In March 2017, the “Internet Corporation for Assigned Names and Numbers” (ICANN) adopted the

Schulze method for the election of its board and the board of the “Address Supporting Organization” (ASO), a supporting organization affiliated with ICANN (www10). In June 2019, “Volt Europa”, a pan-European political party with about 40,000 eligible members, adopted the Schulze method for internal decisions. In November 2019, “La France Insoumise”, “Europe Écologie — Les Verts”, some minor left-wing parties, and some left-wing independent candidates used the Schulze method to create a joint list (“Archipel Citoyen”) for the communal elections in Toulouse.

Today (November 2019), the proposed method is used by more than 60 organizations with more than 900,000 eligible members in total. Therefore, the proposed method is more wide-spread than all other Condorcet-consistent single-winner election methods combined. This method is also used by the Mathematics Department of Tufts University (www11) and the associated student government at the Computer Sciences Department of Kaiserslautern University of Technology (www12). It is also used by the “Association for Computing Machinery” (ACM), by the “Institute of Electrical and Electronics Engineers” (IEEE), by the “Internet Society” (ISOC), and by USENIX to manage their conference review processes (Mao, 2018; Wenisch, 2018). It is also used by many housing cooperatives, like “Kingman Hall” (www13; Poundstone, 2008, page 224), “Hillegass-Parker House” (www14), and “3HäuserProjekt” (www15). It is used by the Russian and the Persian Wikipedia sections for the elections of their Arbitration Committees. It is used by the French and the Hebrew Wikipedia sections for their internal decision-making processes. It is used by the Pirate Parties of Brazil, Mexico (“wikiPartido Pirata Mexicano”) and Switzerland, by “Slow Food Germany” (about 14,000 eligible members) and by the Synaxon company (about 200 employees) through their use of the LiquidFeedback decision tool. It is used by the cities of Turin (about 900,000 inhabitants) and San Donà di Piave (about 40,000 inhabitants) and by the London Borough of Southwark (about 300,000 inhabitants) through their use of the WeGovNow platform, which in turn uses LiquidFeedback. Hardt and Lopes (2015) write that the proposed method is used among the Google staff (about 85,000 employees) for internal decisions. Chandler (2008) and B.M. Hill (2008) even write that MTV uses this method to decide which music videos go into rotation.

Furthermore, the proposed method is used by many Internet decision support systems, like the “Condorcet Internet Voting Service” (CIVS), “Modern Ballots”, GoogleVotes (Hardt and Lopes, 2015; Paulin, 2019), “L’Expérience Démocratique” (www16), LiquidFeedback (Behrens, 2014), Selectricity (B.M. Hill, 2008), Votator, ForceRank, JungleVote, LunchVote, schulzevote@DokuWiki, Airesis, preftools, HotCRP, OpenAgora, and OpenSTV/OpaVote.

There has been some debate about an appropriate name for this method. Some people suggested names like “beatpath(s)”, “beatpath method”, “beatpath winner”, “beatpath matrix”, “beatpath tournament matrix”, “beatpath power ranking” (BeatPower), “path method”, “path voting”, “path winner”, “path matrix”, “Schwartz sequential dropping” (SSD), and “cloneproof Schwartz sequential dropping” (CSSD). Brearley (1999) suggested names like “descending minimum gross score” (DminGS), “descending minimum augmented gross score” (DminAGS), and “descending minimum doubly augmented gross score” (DminDAGS), depending on how the strength of a pairwise link is measured. Heitzig (2001) suggested names like “strong immunity from binary arguments” (SImA) and

“sequential dropping towards a spanning tree” (SDST). However, I prefer the name “Schulze method”, not because of academic arrogance, but because the other names do not refer to the method itself but to specific heuristics for implementing it, and so may mislead readers into believing that no other method for implementing it is possible.

In section 2 of this paper, the Schulze method is defined. In section 3, this method is applied to concrete examples. In section 4, this method is analyzed. Detailed descriptions of this method can also be found in publications by Schulze (2003, 2011a, 2016a, 2016b), Tideman (2006, pages 228–232; 2019), Stahl and Johnson (2006, 2017), McCaffrey (2008a, 2008b), Börgers (2009, pages 37–42), Camps (2008, 2012a, 2012b, 2013, 2014a, 2014b, 2015), Behrens (2014), D. Müller (2014, 2015, 2019), Moses (2017), and Pattinson (2017). This method is also described and discussed in papers by Green-Armytage (2004), Taylor (2004), Meskanen and Nurmi (2006a, 2006b, 2008), Yue (2007), Nebel (2009), Wright (2009), Jennings (2010), Rivest and Shen (2010), Abisheva (2012), Bucovetsky (2012), Gaspers (2012), Grünheid (2012, 2015, 2016), Negriu (2012), Parkes and Xia (2012), Happes (2013), Lawrence (2013), Menton (2013a, 2013b), J. Müller (2013, 2018), Parkes and Seuken (2013), Felsenthal and Tideman (2014), Li (2014), Mattei (2014), Reisch (2014), Gracia-Saz (2015), Schend (2015), Baumeister and Rothe (2016), Caragiannis (2016), Contucci (2016, 2019), Darlington (2016, 2018), Diethelm (2016), Fischer (2016), Hemaspaandra (2016), Pan (2016), Ruiz-Padillo (2016), Shah (2016), Becirovic (2017), Hazra (2017), Hoang (2017), Izetta (2017), Louridas (2017), Ohrn (2017), Pérez-Fernández (2017a, 2017b, 2019), Sekar (2017), Skowron (2017), Tozer (2017), Bubboloni and Gori (2018), Csar (2018), Kuvaieva (2018), Mayer (2018), Savvateev (2018), Tran (2018), Wilkinson (2018), Aziz (2019), and Pierczyński (2019). Applications of the Schulze method are described in papers by Narizzano (2006a, 2006b, 2006c, 2007), Gherzi (2007), Callison-Burch (2009), Lommatzsch (2009), Souza (2009), Arguello (2011a, 2011b, 2011c, 2013, 2017), Audhkhasi (2011), Gelder (2011), Maheswari (2012, 2013), Muldoon (2012), Oryńczak (2012), Prati (2012), Bohne (2013, 2015), Zhou (2013, 2014), Akbib (2014a, 2014b), Garg (2014), Lawonn (2014), Wang (2014), Baer (2015a, 2015b), Bountris (2015a, 2015b), Degeest (2015), Nguyen (2015), Plösch (2015), Proag (2015), Aswatha (2016), Cai (2016), Chen (2016), Mangeli (2016), Vargas (2016), Verdiesen (2016, 2018), Xexéo (2016), Barradas-Bautista (2017), Goel (2017), Işıklı (2017), Moal (2017), Moroney (2018), Bagheri (2019), and Lotfi (2019). Cases, where the Schulze method is used to evaluate empirical data, are mentioned by Morales (2008, 2010), Nanayakkara (2009), Wimmer (2009, 2010), Foale (2010), Gordevičius (2010), Kowalski (2013), Casadebaig (2014), Pallett (2014), Chua (2015), Evita (2015), Rijnsburger (2015, 2017), Dell (2016, 2017), Maio (2016), Vaughan (2016), Gervits (2017), Strasser (2017), Wan (2017), Xue (2017), Darras (2018), Eng (2018), McKenna (2018), Al-Rousan (2018), Zarbafian (2018), Zheng (2018, 2019), the BBGLab (2019), Guliyev (2019), Marian (2019), McGovern (2019), and Sageder (2019). On the other side, Felsenthal (2011, page 28; 2018, page 20; 2019, page 10) explicitly refuses to discuss the Schulze method because of the fact that it is independent of clones (section 4.6).

2. Definition of the Schulze Method

2.1. Preliminaries

We presume that A is a finite and non-empty set of alternatives. $C \in \mathbb{N}$ with $1 < C < \infty$ is the number of alternatives in A .

A binary relation $>$ on A is *asymmetric* if it has the following property:

$\forall a, b \in A$, exactly one of the following three statements is valid:

1. $a > b$.
2. $b > a$.
3. $a \approx b$ (where “ $a \approx b$ ” means “neither $a > b$ nor $b > a$ ”).

A binary relation $>$ on A is *irreflexive* if it has the following property:

$\forall a \in A: a \not> a$.

A binary relation $>$ on A is *transitive* if it has the following property:

$\forall a, b, c \in A: ((a > b \text{ and } b > c) \Rightarrow a > c)$.

A binary relation $>$ on A is *negatively transitive* if it has the following property (where “ $a \gtrsim b$ ” means “not $b > a$ ”):

$\forall a, b, c \in A: ((a \gtrsim b \text{ and } b \gtrsim c) \Rightarrow a \gtrsim c)$.

A binary relation $>$ on A is *linear* (or *total* or *complete*) if it has the following property:

$\forall a, b \in A: (b \in A \setminus \{a\} \Rightarrow (a > b \text{ or } b > a))$.

A *strict partial order* is an asymmetric, irreflexive, and transitive relation. A *strict weak order* is a strict partial order that is also negatively transitive. A *linear order* (or *total order* or *complete order*) is a strict weak order that is also linear. A *profile* is a finite and non-empty list of strict weak orders each on A .

Input of the proposed method is a profile V . $N \in \mathbb{N}$ with $0 < N < \infty$ is the number of strict weak orders in $V := \{ >_1, \dots, >_N \}$. These strict weak orders will sometimes be called “voters” or “ballots”.

Suppose $V_1 := \{ >_1, \dots, >_{N_1} \}$ and $V_2 := \{ >_1', \dots, >_{N_2}' \}$ are two profiles each on the same set of alternatives A . Then the concatenation of these two profiles will be denoted $V_1 + V_2 := \{ >_1, \dots, >_{N_1}, >_1', \dots, >_{N_2}' \}$.

“ $a >_v b$ ” means “voter $v \in V$ strictly prefers alternative $a \in A$ to alternative b ”. “ $a \approx_v b$ ” means “voter $v \in V$ is indifferent between alternative a and alternative b ”. “ $a \gtrsim_v b$ ” means “ $a >_v b$ or $a \approx_v b$ ”.

Output of the proposed method is (1) a strict partial order \mathcal{O} on A and (2) a set $\emptyset \neq S \subseteq A$ of potential winners.

A possible implementation of the Schulze method looks as follows:

Each voter gets a complete list of all alternatives and ranks these alternatives in order of preference. The individual voter may give the same preference to more than one alternative and he may keep alternatives unranked. When a given voter does not rank all alternatives, then this means (1) that this voter strictly prefers all ranked alternatives to all not ranked alternatives and (2) that this voter is indifferent between all not ranked alternatives. The individual voter may also skip preferences; however, skipping preferences has no impact on the result of the elections since only the cast order of the preferences matters, not the absolute numbers.

Suppose $N[e, f] := \|\{ v \in V \mid e >_v f \}\|$ is the number of voters who strictly prefer alternative e to alternative f . We presume that the strength of the link ef depends only on $N[e, f]$ and $N[f, e]$. Therefore, the strength of the link ef can be denoted $(N[e, f], N[f, e])$. We presume that a binary relation $>_D$ on $\mathbb{N}_0 \times \mathbb{N}_0$ is defined such that the link ef is stronger than the link gh if and only if $(N[e, f], N[f, e]) >_D (N[g, h], N[h, g])$. $N[e, f]$ is the *support* for the link ef ; $N[f, e]$ is its *opposition*.

Example 1 (*margin*):

When the strength of the link ef is measured by *margin*, then its strength is the difference $N[e, f] - N[f, e]$ between its support $N[e, f]$ and its opposition $N[f, e]$.

$(N[e, f], N[f, e]) >_{\text{margin}} (N[g, h], N[h, g])$ if and only if $N[e, f] - N[f, e] > N[g, h] - N[h, g]$.

Example 2 (*ratio*):

When the strength of the link ef is measured by *ratio*, then its strength is the ratio $N[e,f] / N[f,e]$ between its support $N[e,f]$ and its opposition $N[f,e]$.

$(N[e,f], N[f,e]) >_{ratio} (N[g,h], N[h,g])$ if and only if at least one of the following conditions is satisfied:

1. $N[e,f] > N[f,e]$ and $N[g,h] \leq N[h,g]$.
2. $N[e,f] \geq N[f,e]$ and $N[g,h] < N[h,g]$.
3. $N[e,f] \cdot N[h,g] > N[f,e] \cdot N[g,h]$.
4. $N[e,f] > N[g,h]$ and $N[f,e] \leq N[h,g]$.
5. $N[e,f] \geq N[g,h]$ and $N[f,e] < N[h,g]$.

Comment: Condition 4 in the definition for $>_{ratio}$ is needed e.g. to say that $(N[e,f], N[f,e]) = (5,0)$ is stronger than $(N[g,h], N[h,g]) = (3,0)$; this doesn't follow from conditions 1, 2, 3, and 5. Condition 5 in the definition for $>_{ratio}$ is needed e.g. to say that $(N[e,f], N[f,e]) = (0,3)$ is stronger than $(N[g,h], N[h,g]) = (0,5)$; this doesn't follow from conditions 1 – 4.

Example 3 (*winning votes*):

When the strength of the link ef is measured by *winning votes*, then its strength is measured primarily by its support $N[e,f]$.

$(N[e,f], N[f,e]) >_{win} (N[g,h], N[h,g])$ if and only if at least one of the following conditions is satisfied:

1. $N[e,f] > N[f,e]$ and $N[g,h] \leq N[h,g]$.
2. $N[e,f] \geq N[f,e]$ and $N[g,h] < N[h,g]$.
3. $N[e,f] > N[f,e]$ and $N[g,h] > N[h,g]$ and $N[e,f] > N[g,h]$.
4. $N[e,f] > N[f,e]$ and $N[g,h] > N[h,g]$ and $N[e,f] = N[g,h]$ and $N[f,e] < N[h,g]$.
5. $N[e,f] < N[f,e]$ and $N[g,h] < N[h,g]$ and $N[f,e] < N[h,g]$.
6. $N[e,f] < N[f,e]$ and $N[g,h] < N[h,g]$ and $N[f,e] = N[h,g]$ and $N[e,f] > N[g,h]$.

Example 4 (*losing votes*):

When the strength of the link ef is measured by *losing votes*, then its strength is measured primarily by its opposition $N[f,e]$.

$(N[e,f], N[f,e]) >_{los} (N[g,h], N[h,g])$ if and only if at least one of the following conditions is satisfied:

1. $N[e,f] > N[f,e]$ and $N[g,h] \leq N[h,g]$.
2. $N[e,f] \geq N[f,e]$ and $N[g,h] < N[h,g]$.
3. $N[e,f] > N[f,e]$ and $N[g,h] > N[h,g]$ and $N[f,e] < N[h,g]$.
4. $N[e,f] > N[f,e]$ and $N[g,h] > N[h,g]$ and $N[f,e] = N[h,g]$ and $N[e,f] > N[g,h]$.
5. $N[e,f] < N[f,e]$ and $N[g,h] < N[h,g]$ and $N[e,f] > N[g,h]$.
6. $N[e,f] < N[f,e]$ and $N[g,h] < N[h,g]$ and $N[f,e] = N[h,g]$ and $N[f,e] < N[h,g]$.

The most intuitive definitions for the strength of a link are its *margin* and its *ratio*. However, we only presume that \succ_D is a strict weak order on $\mathbb{N}_0 \times \mathbb{N}_0$.

For some proofs, we have to make additional presumptions for \succ_D . We will state explicitly when and where we take use of additional presumptions. Typical additional presumptions for \succ_D are:

(2.1.1) (*positive responsiveness*)

$$\begin{aligned} &\forall (x_1, x_2), (y_1, y_2) \in \mathbb{N}_0 \times \mathbb{N}_0: \\ &((x_1 > y_1 \wedge x_2 \leq y_2) \vee (x_1 \geq y_1 \wedge x_2 < y_2)) \Rightarrow (x_1, x_2) \succ_D (y_1, y_2). \end{aligned}$$

(2.1.2) (*reversal symmetry*)

$$\begin{aligned} &\forall (x_1, x_2), (y_1, y_2) \in \mathbb{N}_0 \times \mathbb{N}_0: \\ &(x_1, x_2) \succ_D (y_1, y_2) \Rightarrow (y_2, y_1) \succ_D (x_2, x_1). \end{aligned}$$

(2.1.3) (*homogeneity*)

$$\begin{aligned} &\forall (x_1, x_2), (y_1, y_2) \in \mathbb{N}_0 \times \mathbb{N}_0 \forall c_1, c_2 \in \mathbb{N}: \\ &(c_1 \cdot x_1, c_1 \cdot x_2) \succ_D (c_1 \cdot y_1, c_1 \cdot y_2) \Rightarrow (c_2 \cdot x_1, c_2 \cdot x_2) \succ_D (c_2 \cdot y_1, c_2 \cdot y_2). \end{aligned}$$

The presumption, that the strength of the link ef depends only on $N[e, f]$ and $N[f, e]$, guarantees (1) that the proposed method satisfies anonymity and neutrality, (2) that adding a ballot, on which all alternatives are ranked equally, cannot change the result of the elections, and (3) that the proposed method is a C2 *Condorcet social choice function* (CSCF) according to Fishburn’s (1977) terminology.

Presumption (2.1.1) says that, when the support of a link increases and its opposition doesn’t increase or when its opposition decreases and its support doesn’t decrease, then the strength of this link increases. So presumption (2.1.1) says that the strength of a link responds to a change of its support or its opposition in the correct manner. Presumption (2.1.1) guarantees that the proposed method satisfies resolvability (section 4.2), Pareto (section 4.3), and monotonicity (section 4.5). When each voter $v \in V$ casts a linear order \succ_v on A , then all definitions for \succ_D , that satisfy presumption (2.1.1), are identical.

Presumption (2.1.2) says that, the stronger the link (x_1, x_2) gets, the weaker the opposite link (x_2, x_1) gets. Presumption (2.1.2) basically says that, when the individual ballots \succ_v are reversed for all voters $v \in V$, then also the order of the links $(x_1, x_2) \succ_D (y_1, y_2)$ is reversed.

Homogeneity means that the result depends only on the proportion of ballots of each type, not on their absolute numbers. Presumption (2.1.3) guarantees that the proposed method satisfies homogeneity.

\succ_{margin} , \succ_{ratio} , \succ_{win} , and \succ_{los} each satisfy (2.1.1) – (2.1.3).

Corollary (2.1.4):

If $>_D$ satisfies presumption (2.1.2), then all ties have equivalent strengths. In short:

$$(2.1.4) \quad \forall x, y \in \mathbb{N}_0: (x, x) \approx_D (y, y).$$

Proof of corollary (2.1.4):

Suppose $(x, x) >_D (y, y)$ for some $x, y \in \mathbb{N}_0$. Then with (2.1.2), we get $(y, y) >_D (x, x)$. But this is a contradiction to the presumption $(x, x) >_D (y, y)$ and to the presumption that $>_D$ is a strict weak order. \square

Corollary (2.1.5):

If $>_D$ satisfies presumptions (2.1.1) and (2.1.2), then (i) every pairwise victory is stronger than every pairwise tie and (ii) every pairwise tie is stronger than every pairwise defeat. In short:

$$(2.1.5) \quad (\text{majority})$$

$$\begin{aligned} & \forall (x_1, x_2), (y_1, y_2) \in \mathbb{N}_0 \times \mathbb{N}_0: \\ & ((x_1 > x_2 \wedge y_1 \leq y_2) \vee (x_1 \geq x_2 \wedge y_1 < y_2)) \Rightarrow (x_1, x_2) >_D (y_1, y_2). \end{aligned}$$

Proof of corollary (2.1.5):

Suppose $(x_1, x_2) \in \mathbb{N}_0 \times \mathbb{N}_0$ with $x_1 > x_2$ is a victory.

Suppose $(y_1, y_2) \in \mathbb{N}_0 \times \mathbb{N}_0$ with $y_1 = y_2$ is a tie.

Suppose $(z_1, z_2) \in \mathbb{N}_0 \times \mathbb{N}_0$ with $z_1 < z_2$ is a defeat.

With (2.1.1), we get: $(x_1, x_2) >_D (x_2, x_2)$.

With (2.1.4), we get: $(x_2, x_2) \approx_D (y_1, y_2)$.

With (2.1.4), we get: $(y_1, y_2) \approx_D (z_1, z_1)$.

With (2.1.1), we get: $(z_1, z_1) >_D (z_1, z_2)$.

Therefore, we get: $(x_1, x_2) >_D (x_2, x_2) \approx_D (y_1, y_2) \approx_D (z_1, z_1) >_D (z_1, z_2)$.

Thus, we get (2.1.5). \square

Suppose $\emptyset \neq \mathcal{M} \subset \mathbb{N}_0 \times \mathbb{N}_0$ is finite and non-empty. Then " $\max_D \mathcal{M}$ ", the set of maximum elements of \mathcal{M} , and " $\min_D \mathcal{M}$ ", the set of minimum elements of \mathcal{M} , are defined as follows: $(\beta_1, \beta_2) \in \max_D \mathcal{M}$ if and only if (1) $(\beta_1, \beta_2) \in \mathcal{M}$ and (2) $(\beta_1, \beta_2) \approx_D (\delta_1, \delta_2) \forall (\delta_1, \delta_2) \in \mathcal{M}$. $(\gamma_1, \gamma_2) \in \min_D \mathcal{M}$ if and only if (1) $(\gamma_1, \gamma_2) \in \mathcal{M}$ and (2) $(\gamma_1, \gamma_2) \lesssim_D (\delta_1, \delta_2) \forall (\delta_1, \delta_2) \in \mathcal{M}$.

We write " $(\beta_1, \beta_2) := \max_D \mathcal{M}$ " and " $(\gamma_1, \gamma_2) := \min_D \mathcal{M}$ " for " (β_1, β_2) is an arbitrarily chosen element of $\max_D \mathcal{M}$ " and " (γ_1, γ_2) is an arbitrarily chosen element of $\min_D \mathcal{M}$ ".

2.2. Basic Definitions

In this section, the Schulze method is defined. Concrete examples can be found in section 3.

Basic idea of the Schulze method is that the *strength* of the indirect comparison “alternative a vs. alternative b ” is the *strength* of the *strongest path* $a \equiv c(1), \dots, c(n) \equiv b$ from alternative $a \in A$ to alternative $b \in A \setminus \{a\}$ and that the *strength* of a path is the *strength* ($N[c(i), c(i+1)], N[c(i+1), c(i)]$) of its *weakest link* $c(i), c(i+1)$.

The Schulze method is defined as follows:

A *path* from alternative $x \in A$ to alternative $y \in A \setminus \{x\}$ is a sequence of alternatives $c(1), \dots, c(n) \in A$ with the following properties:

1. $x \equiv c(1)$.
2. $y \equiv c(n)$.
3. $n \in \mathbb{N}$ with $2 \leq n < \infty$.
4. For all $i = 1, \dots, (n-1)$: $c(i+1) \in A \setminus \{c(i)\}$.

The *strength* of the path $c(1), \dots, c(n)$ is

$$\min_D \{ (N[c(i), c(i+1)], N[c(i+1), c(i)]) \mid i = 1, \dots, (n-1) \}.$$

In other words: The strength of a path is the strength of its weakest link.

When a path $c(1), \dots, c(n)$ has the strength $(z_1, z_2) \in \mathbb{N}_0 \times \mathbb{N}_0$, then the *critical links* of this path are the links with $(N[c(i), c(i+1)], N[c(i+1), c(i)]) \approx_D (z_1, z_2)$.

$$P_D[a, b] := \max_D \{ \min_D \{ (N[c(i), c(i+1)], N[c(i+1), c(i)]) \mid i = 1, \dots, (n-1) \} \mid c(1), \dots, c(n) \text{ is a path from alternative } a \text{ to alternative } b \}.$$

In other words: $P_D[a, b] \in \mathbb{N}_0 \times \mathbb{N}_0$ is the strength of the strongest path from alternative $a \in A$ to alternative $b \in A \setminus \{a\}$.

(2.2.1) The binary relation \mathcal{O} on A is defined as follows:

$$ab \in \mathcal{O} : \Leftrightarrow P_D[a, b] >_D P_D[b, a].$$

(2.2.2) $\mathcal{S} := \{ a \in A \mid \forall b \in A \setminus \{a\}: ba \notin \mathcal{O} \}$ is the *set of potential winners*.

When there is only one potential winner $\mathcal{S} = \{a\}$, then this alternative is a *unique winner*.

When $P_D[a, b] >_D P_D[b, a]$, then we say “alternative a disqualifies alternative b ” or “alternative a dominates alternative b ”.

As the link ab is already a path from alternative a to alternative b of strength $(N[a,b], N[b,a])$, we get

$$(2.2.3) \quad \forall a, b \in A: P_D[a, b] \succeq_D (N[a, b], N[b, a]).$$

With (2.2.1) and (2.2.3), we get

$$(2.2.4) \quad (N[a, b], N[b, a]) \succ_D P_D[b, a] \Rightarrow ab \in \mathcal{O}.$$

Furthermore, we get

$$(2.2.5) \quad \forall a, b, c \in A: \min_D \{ P_D[a, b], P_D[b, c] \} \preceq_D P_D[a, c].$$

Otherwise, if $\min_D \{ P_D[a, b], P_D[b, c] \}$ was strictly larger than $P_D[a, c]$, then this would be a contradiction to the definition of $P_D[a, c]$ since there would be a path from alternative a to alternative c via alternative b with a strength of more than $P_D[a, c]$.

Furthermore, we get

$$(2.2.6) \quad \forall a, b \in A: P_D[a, b] \preceq_D \max_D \{ (N[a, c], N[c, a]) \mid c \in A \setminus \{a\} \}.$$

$$(2.2.7) \quad \forall a, b \in A: P_D[a, b] \preceq_D \max_D \{ (N[c, b], N[b, c]) \mid c \in A \setminus \{b\} \}.$$

The asymmetry of \mathcal{O} follows directly from the asymmetry of \succ_D . The irreflexivity of \mathcal{O} follows directly from the irreflexivity of \succ_D . Furthermore, in section 4.1, we will see that the binary relation \mathcal{O} is transitive. This guarantees that there is always at least one potential winner.

Suppose $\emptyset \neq B \subsetneq A$. Then we get

$$(2.2.8) \quad \forall a \in B \forall b \notin B: P_D[a, b] \preceq_D \max_D \{ (N[c, d], N[d, c]) \mid c \in B \text{ and } d \notin B \}.$$

2.3. Implementation

2.3.1. Part 1

In section 2.3.1, we explain how to calculate (1) the strict partial order O on A and (2) the set $\emptyset \neq S \subseteq A$ of potential winners, as defined in section 2.2.

The strength $P_D[i,j]$ of the strongest path from alternative $i \in A$ to alternative $j \in A \setminus \{i\}$ can be calculated with the Floyd-Warshall (Floyd, 1962; Warshall, 1962) algorithm. The runtime to calculate the strengths of all strongest paths is $O(C^3)$, where C is the number of alternatives in A .

Input: $N[i,j] \in \mathbb{N}_0$ is the number of voters who strictly prefer alternative $i \in A$ to alternative $j \in A \setminus \{i\}$.

Output: $P_D[i,j] \in \mathbb{N}_0 \times \mathbb{N}_0$ is the strength of the strongest path from alternative $i \in A$ to alternative $j \in A \setminus \{i\}$.

$pred[i,j] \in A \setminus \{j\}$ is the predecessor of alternative j in the strongest path from alternative $i \in A$ to alternative $j \in A \setminus \{i\}$.

O is the binary relation as defined in (2.2.1).

“winner[i] = true” if and only if $i \in S$.

Stage 1 (initialization):

```

1 | for  $i := 1$  to  $C$ 
2 |   begin
3 |     for  $j := 1$  to  $C$ 
4 |       begin
5 |         if (  $i \neq j$  ) then
6 |           begin
7 |              $P_D[i,j] := (N[i,j], N[j,i])$ 
8 |              $pred[i,j] := i$ 
9 |           end
10 |        end
11 |   end
```

Stage 2 (calculation of the strengths of the strongest paths):

```

12  for  $i := 1$  to  $C$ 
13  begin
14    for  $j := 1$  to  $C$ 
15    begin
16      if (  $i \neq j$  ) then
17        begin
18          for  $k := 1$  to  $C$ 
19          begin
20            if (  $i \neq k$  ) then
21              begin
22                if (  $j \neq k$  ) then
23                  begin
24                    if (  $P_D[j,k] <_D \min_D \{ P_D[j,i], P_D[i,k] \}$  ) then
25                      begin
26                         $P_D[j,k] := \min_D \{ P_D[j,i], P_D[i,k] \}$ 
27                        if (  $pred[j,k] \neq pred[i,k]$  ) then
28                          begin
29                             $pred[j,k] := pred[i,k]$ 
30                          end
31                        end
32                      end
33                    end
34                  end
35                end
36              end
37            end

```

Stage 3 (calculation of the binary relation \mathcal{O} and the set of potential winners):

```

38  for  $i := 1$  to  $C$ 
39  begin
40     $winner[i] := true$ 
41    for  $j := 1$  to  $C$ 
42    begin
43      if (  $i \neq j$  ) then
44        begin
45          if (  $P_D[j,i] >_D P_D[i,j]$  ) then
46            begin
47               $ji \in \mathcal{O}$ 
48               $winner[i] := false$ 
49            end
50          else
51            begin
52               $ji \notin \mathcal{O}$ 
53            end
54          end
55        end
56      end

```

(α) It cannot be stressed frequently enough that the order of the indices in the triple-loop of the Floyd-Warshall algorithm is not irrelevant. When i is the index of the outer loop of the triple-loop of the Floyd-Warshall algorithm, then the clause (line 24) must be “ if ($P_D[j,k] <_D \min_D \{ P_D[j,i], P_D[i,k] \} \)) ”. Otherwise, it is not guaranteed that a single pass through the triple-loop of the Floyd-Warshall algorithm is sufficient to find the strongest paths.$

(β) With the predecessor matrix $pred[i,j]$, we can recursively determine the strongest paths. Suppose we want to determine the strongest path $c(1), \dots, c(n)$ from alternative $a \in A$ to alternative $b \in A \setminus \{a\}$. Then we start with

$$n := 1$$

$$d(1) := b$$

We repeat

$$n := n + 1$$

$$d(n) := pred[a, d(n-1)]$$

until we get $d(n) = a$ for some $n \in \mathbb{N}$. The strongest path $c(1), \dots, c(n)$ from alternative a to alternative b is then given by $d(n), \dots, d(1)$.

(γ) The runtime to calculate the pairwise matrix is $O(N \cdot (C^2))$. The runtime of the Floyd-Warshall algorithm, as defined in this section, is $O(C^3)$. Therefore, the total runtime to calculate the binary relation \mathcal{O} , as defined in (2.2.1), and the set \mathcal{S} , as defined in (2.2.2), is $O(N \cdot (C^2) + C^3)$.

2.3.2. Part 2

In section 2.3.2, we explain how to check whether a concrete alternative $m \in A$ is a potential winner.

Sometimes, we don’t want to calculate all potential winners. We only want to check for a concrete alternative m whether it is a potential winner. In this case, we don’t have to calculate the strengths $P_D[i,j]$ of the strongest paths from every alternative $i \in A$ to every other alternative $j \in A \setminus \{i\}$. It is sufficient to calculate the strengths of the strongest paths from alternative m to every other alternative $i \in A \setminus \{m\}$ and the strengths of the strongest paths from every other alternative $i \in A \setminus \{m\}$ to alternative m . This can be done with the Dijkstra (1959) algorithm in a runtime $O(C^2)$.

Input: $N[i,j] \in \mathbb{N}_0$ is the number of voters who strictly prefer alternative $i \in A$ to alternative $j \in A \setminus \{i\}$.

$m \in A$ is that alternative for which we want to check whether it is a potential winner.

Output: $P_D[m,i] \in \mathbb{N}_0 \times \mathbb{N}_0$ is the strength of the strongest path from alternative m to alternative $i \in A \setminus \{m\}$.

$P_D[i,m] \in \mathbb{N}_0 \times \mathbb{N}_0$ is the strength of the strongest path from alternative $i \in A \setminus \{m\}$ to alternative m .

“winner = true” if and only if m is a potential winner.

Stage 1 (initialization):

```

1 |  $n := 1$ 
2 | if (  $m = 1$  ) then
3 |   begin
4 |      $n := 2$ 
5 |   end

```

Stage 2 (calculation of the strengths of the strongest paths from alternative m to every other alternative $i \in A \setminus \{m\}$):

```

6 | for  $i := 1$  to  $C$ 
7 |   begin
8 |     if (  $i \neq m$  ) then
9 |       begin
10 |          $P_D[m,i] := (N[m,i], N[i,m])$ 
11 |          $marked[i] := false$ 
12 |       end
13 |     end
14 |      $marked[m] := true$ 
15 |     for  $i := 1$  to (  $C - 1$  )
16 |       begin
17 |          $(x_1, x_2) := P_D[m, n]$ 
18 |          $j := n$ 
19 |         for  $k := 1$  to  $C$ 
20 |           begin
21 |             if (  $marked[k] = false$  ) then
22 |               begin
23 |                 if ( (  $(x_1, x_2) <_D P_D[m, k]$  ) or (  $marked[j] = true$  ) ) then
24 |                   begin
25 |                      $(x_1, x_2) := P_D[m, k]$ 
26 |                      $j := k$ 
27 |                   end
28 |                 end
29 |               end
30 |              $marked[j] := true$ 
31 |             for  $k := 1$  to  $C$ 
32 |               begin
33 |                 if (  $marked[k] = false$  ) then
34 |                   begin
35 |                     if (  $P_D[m, k] <_D \min_D \{ P_D[m, j], (N[j, k], N[k, j]) \}$  ) then
36 |                       begin
37 |                          $P_D[m, k] := \min_D \{ P_D[m, j], (N[j, k], N[k, j]) \}$ 
38 |                       end
39 |                     end
40 |                   end
41 |                 end

```

Stage 3 (calculation of the strengths of the strongest paths from every other alternative $i \in A \setminus \{m\}$ to alternative m):

```

42 | for  $i := 1$  to  $C$ 
43 | begin
44 |   if (  $i \neq m$  ) then
45 |     begin
46 |        $P_D[i,m] := (N[i,m], N[m,i])$ 
47 |        $marked[i] := false$ 
48 |     end
49 |   end
50 |    $marked[m] := true$ 
51 |   for  $i := 1$  to (  $C - 1$  )
52 |     begin
53 |        $(x_1, x_2) := P_D[n, m]$ 
54 |        $j := n$ 
55 |       for  $k := 1$  to  $C$ 
56 |         begin
57 |           if (  $marked[k] = false$  ) then
58 |             begin
59 |               if ( (  $(x_1, x_2) <_D P_D[k, m]$  ) or (  $marked[j] = true$  ) ) then
60 |                 begin
61 |                    $(x_1, x_2) := P_D[k, m]$ 
62 |                    $j := k$ 
63 |                 end
64 |               end
65 |             end
66 |            $marked[j] := true$ 
67 |           for  $k := 1$  to  $C$ 
68 |             begin
69 |               if (  $marked[k] = false$  ) then
70 |                 begin
71 |                   if (  $P_D[k, m] <_D \min_D \{ P_D[j, m], (N[k, j], N[j, k]) \}$  ) then
72 |                     begin
73 |                        $P_D[k, m] := \min_D \{ P_D[j, m], (N[k, j], N[j, k]) \}$ 
74 |                     end
75 |                   end
76 |                 end
77 |             end

```

Stage 4 (checking whether alternative m is a potential winner):

```

78 |  $winner := true$ 
79 | for  $i := 1$  to  $C$ 
80 | begin
81 |   if (  $i \neq m$  ) then
82 |     begin
83 |       if (  $P_D[i, m] >_D P_D[m, i]$  ) then
84 |         begin
85 |            $winner := false$ 
86 |         end
87 |       end
88 |     end

```

2.3.3. Part 3

Suppose that we have already guessed or determined that the statement “ $ab \in O$ ” is true. In section 2.3.3, we will show how we can then demonstrate the correctness of this statement.

To demonstrate that the statement “ $ab \in O$ ” is true, we have to present a $(x_1, x_2) \in \mathbb{N}_0 \times \mathbb{N}_0$ such that (1) there is a path from alternative a to alternative b with a strength of at least (x_1, x_2) and (2) there is no path from alternative b to alternative a with a strength of at least (x_1, x_2) .

To demonstrate that there is a path from alternative a to alternative b with a strength of at least (x_1, x_2) , we can simply use the sequence $c(1), \dots, c(n)$ as calculated in remark β of section 2.3.1 or the path as determined in section 2.3.2 or a path found by guesswork. The runtime to verify that a given sequence is really a path from alternative a to alternative b with a strength of at least (x_1, x_2) is $O(C)$.

When there is no path from alternative b to alternative a with a strength of at least (x_1, x_2) , we can demonstrate this by presenting two sets B_1 and B_2 such that

$$(2.3.3.1) \quad b \in B_1.$$

$$(2.3.3.2) \quad a \in B_2.$$

$$(2.3.3.3) \quad B_1 \cup B_2 = A.$$

$$(2.3.3.4) \quad B_1 \cap B_2 = \emptyset.$$

$$(2.3.3.5) \quad \forall i \in B_1 \forall j \in B_2: (N[i, j], N[j, i]) <_D (x_1, x_2).$$

When B_1 and B_2 are given, then the runtime to verify that (2.3.3.1) – (2.3.3.5) are satisfied is $O(C^2)$.

(α) Suppose that we have not calculated the strengths of the strongest paths from every alternative $i \in A$ to every other alternative $j \in A \setminus \{i\}$, but that we have found a path from alternative a to alternative b of strength $(x_1, x_2) \in \mathbb{N}_0 \times \mathbb{N}_0$ and want to check whether this path is sufficient so that alternative a disqualifies alternative b (i.e. $ab \in \mathcal{O}$).

Then we can calculate the sets B_1 and B_2 , for example, with the "breadth-first search" (BFS) algorithm as follows. The runtime to calculate the sets B_1 and B_2 is $O(C^2)$.

Input: $N[i, j] \in \mathbb{N}_0$ is the number of voters who strictly prefer alternative $i \in A$ to alternative $j \in A \setminus \{i\}$.

$(x_1, x_2) \in \mathbb{N}_0 \times \mathbb{N}_0$.

$a, b \in A$ are those alternatives for which we want to show that there is no path from alternative b to alternative a with a strength of at least (x_1, x_2) .

Output: the sets B_1 and B_2 as described above

```

1   $B_1 := \{b\}$ 
2   $m := 1$ 
3   $array1[1] := b$ 
4  while (  $m > 0$  ) do
5  begin
6       $n := m$ 
7      for  $k := 1$  to  $m$ 
8      begin
9           $array2[k] := array1[k]$ 
10     end
11      $m := 0$ 
12     for  $i := 1$  to  $n$ 
13     begin
14          $j := array2[i]$ 
15         for  $k := 1$  to  $C$ 
16         begin
17             if (  $k \notin B_1$  ) then
18             begin
19                 if (  $(N[j, k], N[k, j]) \succeq_D (x_1, x_2)$  ) then
20                 begin
21                      $B_1 := B_1 \cup \{k\}$ 
22                      $m := m + 1$ 
23                      $array1[m] := k$ 
24                 end
25             end
26         end
27     end
28 end
29  $B_2 := A \setminus B_1$ 

```

When, at some point, alternative a is added to the set B_1 , then this means that a path from alternative a to alternative b of strength (x_1, x_2) is not sufficient so that alternative a disqualifies alternative b .

(β) Suppose (1) that we have calculated the strengths of the strongest paths from every alternative $i \in A$ to every other alternative $j \in A \setminus \{i\}$, as described in section 2.3.1, and (2) that the statement " $ab \in O$ " is true. Then B_1 and B_2 are given as follows:

$$B_1 := (\{b\} \cup \{ c \in A \mid P_D[b,c] \approx_D (x_1, x_2) \}).$$

$$B_2 := A \setminus B_1.$$

3. Examples

Throughout section 3, we presume that $>_D$ satisfies (2.1.1) so that, when each voter $v \in V$ casts a linear order $>_v$ on A , all definitions for $>_D$ are identical.

3.1. Example 1

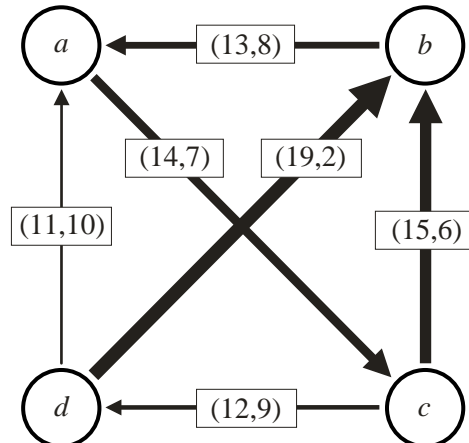
Example 1:

| | |
|----------|-----------------------|
| 8 voters | $a >_v c >_v d >_v b$ |
| 2 voters | $b >_v a >_v d >_v c$ |
| 4 voters | $c >_v d >_v b >_v a$ |
| 4 voters | $d >_v b >_v a >_v c$ |
| 3 voters | $d >_v c >_v b >_v a$ |

$N[i,j] \in \mathbb{N}_0$ is the number of voters who strictly prefer alternative $i \in A$ to alternative $j \in A \setminus \{i\}$. In example 1, the pairwise matrix N looks as follows:

| | $N[*,a]$ | $N[*,b]$ | $N[*,c]$ | $N[*,d]$ |
|----------|----------|----------|----------|----------|
| $N[a,*]$ | --- | 8 | 14 | 10 |
| $N[b,*]$ | 13 | --- | 6 | 2 |
| $N[c,*]$ | 7 | 15 | --- | 12 |
| $N[d,*]$ | 11 | 19 | 9 | --- |

The following digraph illustrates the graph theoretic interpretation of pairwise elections. If $N[i,j] > N[j,i]$, then there is a link from vertex i to vertex j of strength $(N[i,j], N[j,i])$:



The above digraph can be used to determine the strengths of the strongest paths. In the following, " $x, (Z_1, Z_2), y$ " means " $(N[x, y], N[y, x]) = (Z_1, Z_2)$ ".

$a \rightarrow b$: There are 2 paths from alternative a to alternative b .

Path 1: $a, (14, 7), c, (15, 6), b$
with a strength of $\min_D \{ (14, 7), (15, 6) \} \approx_D (14, 7)$.

Path 2: $a, (14, 7), c, (12, 9), d, (19, 2), b$
with a strength of $\min_D \{ (14, 7), (12, 9), (19, 2) \} \approx_D (12, 9)$.

So the strength of the strongest path from alternative a to alternative b is $\max_D \{ (14, 7), (12, 9) \} \approx_D (14, 7)$.

$a \rightarrow c$: There is only one path from alternative a to alternative c .

Path 1: $a, (14, 7), c$
with a strength of $(14, 7)$.

So the strength of the strongest path from alternative a to alternative c is $(14, 7)$.

$a \rightarrow d$: There is only one path from alternative a to alternative d .

Path 1: $a, (14, 7), c, (12, 9), d$
with a strength of $\min_D \{ (14, 7), (12, 9) \} \approx_D (12, 9)$.

So the strength of the strongest path from alternative a to alternative d is $(12, 9)$.

$b \rightarrow a$: There is only one path from alternative b to alternative a .

Path 1: $b, (13, 8), a$
with a strength of $(13, 8)$.

So the strength of the strongest path from alternative b to alternative a is $(13, 8)$.

$b \rightarrow c$: There is only one path from alternative b to alternative c .

Path 1: $b, (13,8), a, (14,7), c$
with a strength of $\min_D \{ (13,8), (14,7) \} \approx_D (13,8)$.

So the strength of the strongest path from alternative b to alternative c is $(13,8)$.

$b \rightarrow d$: There is only one path from alternative b to alternative d .

Path 1: $b, (13,8), a, (14,7), c, (12,9), d$
with a strength of $\min_D \{ (13,8), (14,7), (12,9) \} \approx_D (12,9)$.

So the strength of the strongest path from alternative b to alternative d is $(12,9)$.

$c \rightarrow a$: There are 3 paths from alternative c to alternative a .

Path 1: $c, (15,6), b, (13,8), a$
with a strength of $\min_D \{ (15,6), (13,8) \} \approx_D (13,8)$.

Path 2: $c, (12,9), d, (11,10), a$
with a strength of $\min_D \{ (12,9), (11,10) \} \approx_D (11,10)$.

Path 3: $c, (12,9), d, (19,2), b, (13,8), a$
with a strength of $\min_D \{ (12,9), (19,2), (13,8) \} \approx_D (12,9)$.

So the strength of the strongest path from alternative c to alternative a is $\max_D \{ (13,8), (11,10), (12,9) \} \approx_D (13,8)$.

$c \rightarrow b$: There are 2 paths from alternative c to alternative b .

Path 1: $c, (15,6), b$
with a strength of $(15,6)$.

Path 2: $c, (12,9), d, (19,2), b$
with a strength of $\min_D \{ (12,9), (19,2) \} \approx_D (12,9)$.

So the strength of the strongest path from alternative c to alternative b is $\max_D \{ (15,6), (12,9) \} \approx_D (15,6)$.

$c \rightarrow d$: There is only one path from alternative c to alternative d .

Path 1: $c, (12,9), d$
with a strength of $(12,9)$.

So the strength of the strongest path from alternative c to alternative d is $(12,9)$.

$d \rightarrow a$: There are 2 paths from alternative d to alternative a .

Path 1: $d, (11,10), a$
with a strength of $(11,10)$.

Path 2: $d, (19,2), b, (13,8), a$
with a strength of $\min_D \{ (19,2), (13,8) \} \approx_D (13,8)$.

So the strength of the strongest path from alternative d to alternative a is $\max_D \{ (11,10), (13,8) \} \approx_D (13,8)$.

$d \rightarrow b$: There are 2 paths from alternative d to alternative b .

Path 1: $d, (11,10), a, (14,7), c, (15,6), b$
with a strength of $\min_D \{ (11,10), (14,7), (15,6) \} \approx_D (11,10)$.

Path 2: $d, (19,2), b$
with a strength of $(19,2)$.

So the strength of the strongest path from alternative d to alternative b is $\max_D \{ (11,10), (19,2) \} \approx_D (19,2)$.

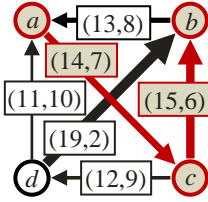
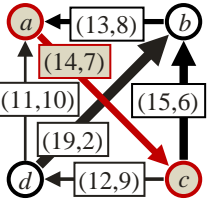
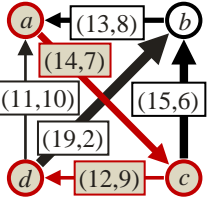
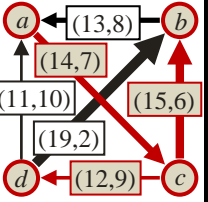
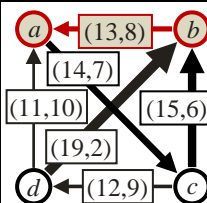
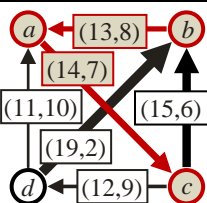
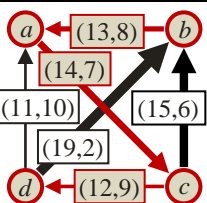
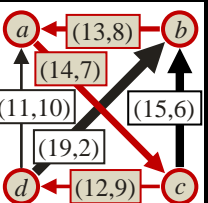
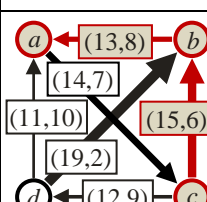
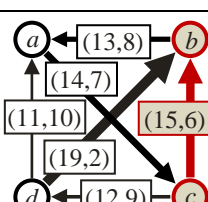
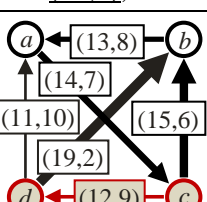
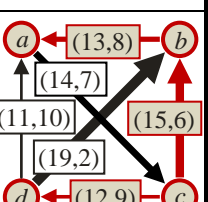
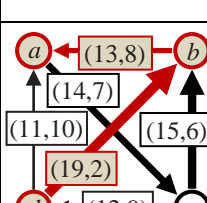
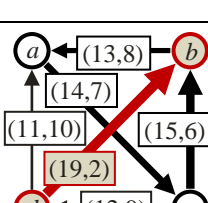
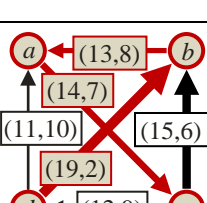
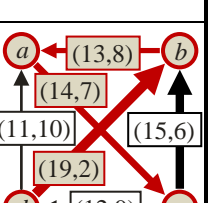
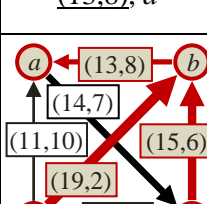
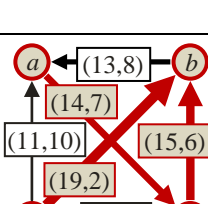
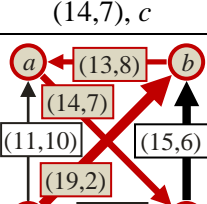
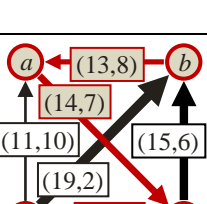
$d \rightarrow c$: There are 2 paths from alternative d to alternative c .

Path 1: $d, (11,10), a, (14,7), c$
with a strength of $\min_D \{ (11,10), (14,7) \} \approx_D (11,10)$.

Path 2: $d, (19,2), b, (13,8), a, (14,7), c$
with a strength of $\min_D \{ (19,2), (13,8), (14,7) \} \approx_D (13,8)$.

So the strength of the strongest path from alternative d to alternative c is $\max_D \{ (11,10), (13,8) \} \approx_D (13,8)$.

The following table lists the strongest paths, as determined by the Floyd-Warshall algorithm, as defined in section 2.3.1. The critical links of the strongest paths are underlined:

| | ... to <i>a</i> | ... to <i>b</i> | ... to <i>c</i> | ... to <i>d</i> | ... to every other alternative |
|----------------------------------|--|--|--|--|---|
| from <i>a</i> ... | --- |  <i>a</i> , <u>(14,7)</u> , <i>c</i> , (15,6), <i>b</i> |  <i>a</i> , <u>(14,7)</u> , <i>c</i> |  <i>a</i> , (14,7), <i>c</i> , <u>(12,9)</u> , <i>d</i> |  |
| from <i>b</i> ... |  <i>b</i> , <u>(13,8)</u> , <i>a</i> | --- |  <i>b</i> , (13,8), <i>a</i> , (14,7), <i>c</i> |  <i>b</i> , (13,8), <i>a</i> , (14,7), <i>c</i> , <u>(12,9)</u> , <i>d</i> |  |
| from <i>c</i> ... |  <i>c</i> , (15,6), <i>b</i> , <u>(13,8)</u> , <i>a</i> |  <i>c</i> , <u>(15,6)</u> , <i>b</i> | --- |  <i>c</i> , <u>(12,9)</u> , <i>d</i> |  |
| from <i>d</i> ... |  <i>d</i> , (19,2), <i>b</i> , <u>(13,8)</u> , <i>a</i> |  <i>d</i> , <u>(19,2)</u> , <i>b</i> |  <i>d</i> , (19,2), <i>b</i> , <u>(13,8)</u> , <i>a</i> , (14,7), <i>c</i> | --- |  |
| from every other alternative ... |  |  |  |  | --- |

The strengths of the strongest paths are:

| | $P_D[*,a]$ | $P_D[*,b]$ | $P_D[*,c]$ | $P_D[*,d]$ |
|------------|------------|------------|------------|------------|
| $P_D[a,*]$ | --- | (14,7) | (14,7) | (12,9) |
| $P_D[b,*]$ | (13,8) | --- | (13,8) | (12,9) |
| $P_D[c,*]$ | (13,8) | (15,6) | --- | (12,9) |
| $P_D[d,*]$ | (13,8) | (19,2) | (13,8) | --- |

$xy \in \mathcal{O}$ if and only if $P_D[x,y] \succ_D P_D[y,x]$. So in example 1, we get $\mathcal{O} = \{ab, ac, cb, da, db, dc\}$.

$x \in \mathcal{S}$ if and only if $yx \notin \mathcal{O}$ for all $y \in A \setminus \{x\}$. So in example 1, we get $\mathcal{S} = \{d\}$.

An *arborescence* $\mathcal{A} \subset A \times A$ is a set of $C-1$ links such that there is a vertex $x \in A$, the so-called *root*, such that, for every other vertex $y \in A \setminus \{x\}$, there is a directed path in \mathcal{A} from vertex x to vertex y .

An *anti-arborescence* $\mathcal{D} \subset A \times A$ is a set of $C-1$ links such that there is a vertex $x \in A$, the so-called *anti-root*, such that, for every other vertex $y \in A \setminus \{x\}$, there is a directed path in \mathcal{D} from vertex y to vertex x .

When the Floyd-Warshall algorithm is used, as defined in section 2.3.1, then the links of the strongest paths from alternative x to every other alternative form an arborescence with alternative x as its root. This fact will be used in sections 4.2.2, 4.12, 4.13.3, 4.13.4, and 4.13.5. In the table with the strongest paths, this arborescence is shown in the column “... to every other alternative”.

When the Floyd-Warshall algorithm is used, as defined in section 2.3.1, then the links of the strongest paths from every other alternative to alternative x form an anti-arborescence with alternative x as its anti-root. In the table with the strongest paths, this anti-arborescence is shown in the row “from every other alternative ...”.

Suppose, the strongest paths are calculated with the Floyd-Warshall algorithm, as defined in section 2.3.1. Then the following table documents the $C \cdot (C-1) \cdot (C-2) = 24$ steps of the Floyd-Warshall algorithm.

We start with

- $P_D[i,j] := (N[i,j], N[j,i])$ for all $i \in A$ and $j \in A \setminus \{i\}$.
- $pred[i,j] := i$ for all $i \in A$ and $j \in A \setminus \{i\}$.

| | i | j | k | $P_D[j,k]$ | $P_D[j,i]$ | $P_D[i,k]$ | $pred[j,k]$ | $pred[i,k]$ | result |
|----|-----|-----|-----|------------|------------|------------|-------------|-------------|---|
| 1 | a | b | c | (6,15) | (13,8) | (14,7) | b | a | $P_D[b,c]$ is updated from (6,15) to (13,8); $pred[b,c]$ is updated from b to a . |
| 2 | a | b | d | (2,19) | (13,8) | (10,11) | b | a | $P_D[b,d]$ is updated from (2,19) to (10,11); $pred[b,d]$ is updated from b to a . |
| 3 | a | c | b | (15,6) | (7,14) | (8,13) | c | a | |
| 4 | a | c | d | (12,9) | (7,14) | (10,11) | c | a | |
| 5 | a | d | b | (19,2) | (11,10) | (8,13) | d | a | |
| 6 | a | d | c | (9,12) | (11,10) | (14,7) | d | a | $P_D[d,c]$ is updated from (9,12) to (11,10); $pred[d,c]$ is updated from d to a . |
| 7 | b | a | c | (14,7) | (8,13) | (13,8) | a | a | |
| 8 | b | a | d | (10,11) | (8,13) | (10,11) | a | a | |
| 9 | b | c | a | (7,14) | (15,6) | (13,8) | c | b | $P_D[c,a]$ is updated from (7,14) to (13,8); $pred[c,a]$ is updated from c to b . |
| 10 | b | c | d | (12,9) | (15,6) | (10,11) | c | a | |
| 11 | b | d | a | (11,10) | (19,2) | (13,8) | d | b | $P_D[d,a]$ is updated from (11,10) to (13,8); $pred[d,a]$ is updated from d to b . |
| 12 | b | d | c | (11,10) | (19,2) | (13,8) | a | a | $P_D[d,c]$ is updated from (11,10) to (13,8). |
| 13 | c | a | b | (8,13) | (14,7) | (15,6) | a | c | $P_D[a,b]$ is updated from (8,13) to (14,7); $pred[a,b]$ is updated from a to c . |
| 14 | c | a | d | (10,11) | (14,7) | (12,9) | a | c | $P_D[a,d]$ is updated from (10,11) to (12,9); $pred[a,d]$ is updated from a to c . |
| 15 | c | b | a | (13,8) | (13,8) | (13,8) | b | b | |
| 16 | c | b | d | (10,11) | (13,8) | (12,9) | a | c | $P_D[b,d]$ is updated from (10,11) to (12,9); $pred[b,d]$ is updated from a to c . |
| 17 | c | d | a | (13,8) | (13,8) | (13,8) | b | b | |
| 18 | c | d | b | (19,2) | (13,8) | (15,6) | d | c | |
| 19 | d | a | b | (14,7) | (12,9) | (19,2) | c | d | |
| 20 | d | a | c | (14,7) | (12,9) | (13,8) | a | a | |
| 21 | d | b | a | (13,8) | (12,9) | (13,8) | b | b | |
| 22 | d | b | c | (13,8) | (12,9) | (13,8) | a | a | |
| 23 | d | c | a | (13,8) | (12,9) | (13,8) | b | b | |
| 24 | d | c | b | (15,6) | (12,9) | (19,2) | c | d | |

3.2. Example 2

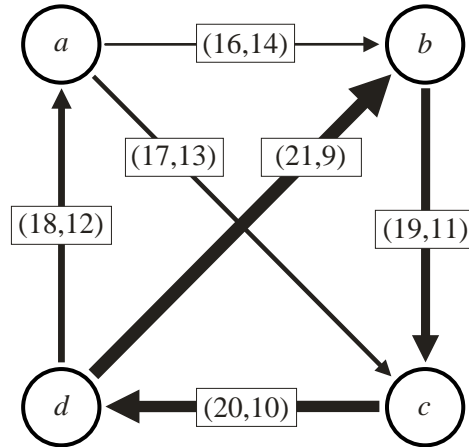
Example 2:

3 voters $a >_v c >_v d >_v b$
 9 voters $b >_v a >_v c >_v d$
 8 voters $c >_v d >_v a >_v b$
 5 voters $d >_v a >_v b >_v c$
 5 voters $d >_v b >_v c >_v a$

$N[i,j] \in \mathbb{N}_0$ is the number of voters who strictly prefer alternative $i \in A$ to alternative $j \in A \setminus \{i\}$. In example 2, the pairwise matrix N looks as follows:

| | $N[*,a]$ | $N[*,b]$ | $N[*,c]$ | $N[*,d]$ |
|----------|----------|----------|----------|----------|
| $N[a,*]$ | --- | 16 | 17 | 12 |
| $N[b,*]$ | 14 | --- | 19 | 9 |
| $N[c,*]$ | 13 | 11 | --- | 20 |
| $N[d,*]$ | 18 | 21 | 10 | --- |

The following digraph illustrates the graph theoretic interpretation of pairwise elections. If $N[i,j] > N[j,i]$, then there is a link from vertex i to vertex j of strength $(N[i,j], N[j,i])$:



The above digraph can be used to determine the strengths of the strongest paths. In the following, " $x, (Z_1, Z_2), y$ " means " $(N[x, y], N[y, x]) = (Z_1, Z_2)$ ".

$a \rightarrow b$: There are 2 paths from alternative a to alternative b .

Path 1: $a, (16, 14), b$
with a strength of $(16, 14)$.

Path 2: $a, (17, 13), c, (20, 10), d, (21, 9), b$
with a strength of $\min_D \{ (17, 13), (20, 10), (21, 9) \} \approx_D (17, 13)$.

So the strength of the strongest path from alternative a to alternative b is $\max_D \{ (16, 14), (17, 13) \} \approx_D (17, 13)$.

$a \rightarrow c$: There are 2 paths from alternative a to alternative c .

Path 1: $a, (16, 14), b, (19, 11), c$
with a strength of $\min_D \{ (16, 14), (19, 11) \} \approx_D (16, 14)$.

Path 2: $a, (17, 13), c$
with a strength of $(17, 13)$.

So the strength of the strongest path from alternative a to alternative c is $\max_D \{ (16, 14), (17, 13) \} \approx_D (17, 13)$.

$a \rightarrow d$: There are 2 paths from alternative a to alternative d .

Path 1: $a, (16, 14), b, (19, 11), c, (20, 10), d$
with a strength of $\min_D \{ (16, 14), (19, 11), (20, 10) \} \approx_D (16, 14)$.

Path 2: $a, (17, 13), c, (20, 10), d$
with a strength of $\min_D \{ (17, 13), (20, 10) \} \approx_D (17, 13)$.

So the strength of the strongest path from alternative a to alternative d is $\max_D \{ (16, 14), (17, 13) \} \approx_D (17, 13)$.

$b \rightarrow a$: There is only one path from alternative b to alternative a .

Path 1: $b, (19, 11), c, (20, 10), d, (18, 12), a$
with a strength of $\min_D \{ (19, 11), (20, 10), (18, 12) \} \approx_D (18, 12)$.

So the strength of the strongest path from alternative b to alternative a is $(18, 12)$.

$b \rightarrow c$: There is only one path from alternative b to alternative c .

Path 1: $b, (19,11), c$
with a strength of $(19,11)$.

So the strength of the strongest path from alternative b to alternative c is $(19,11)$.

$b \rightarrow d$: There is only one path from alternative b to alternative d .

Path 1: $b, (19,11), c, (20,10), d$
with a strength of $\min_D \{ (19,11), (20,10) \} \approx_D (19,11)$.

So the strength of the strongest path from alternative b to alternative d is $(19,11)$.

$c \rightarrow a$: There is only one path from alternative c to alternative a .

Path 1: $c, (20,10), d, (18,12), a$
with a strength of $\min_D \{ (20,10), (18,12) \} \approx_D (18,12)$.

So the strength of the strongest path from alternative c to alternative a is $(18,12)$.

$c \rightarrow b$: There are 2 paths from alternative c to alternative b .

Path 1: $c, (20,10), d, (21,9), b$
with a strength of $\min_D \{ (20,10), (21,9) \} \approx_D (20,10)$.

Path 2: $c, (20,10), d, (18,12), a, (16,14), b$
with a strength of $\min_D \{ (20,10), (18,12), (16,14) \} \approx_D (16,14)$.

So the strength of the strongest path from alternative c to alternative b is $\max_D \{ (20,10), (16,14) \} \approx_D (20,10)$.

$c \rightarrow d$: There is only one path from alternative c to alternative d .

Path 1: $c, (20,10), d$
with a strength of $(20,10)$.

So the strength of the strongest path from alternative c to alternative d is $(20,10)$.

$d \rightarrow a$: There is only one path from alternative d to alternative a .

Path 1: $d, (18,12), a$
with a strength of $(18,12)$.

So the strength of the strongest path from alternative d to alternative a is $(18,12)$.

$d \rightarrow b$: There are 2 paths from alternative d to alternative b .

Path 1: $d, (18,12), a, (16,14), b$
with a strength of $\min_D \{ (18,12), (16,14) \} \approx_D (16,14)$.

Path 2: $d, (21,9), b$
with a strength of $(21,9)$.

So the strength of the strongest path from alternative d to alternative b is $\max_D \{ (16,14), (21,9) \} \approx_D (21,9)$.

$d \rightarrow c$: There are 3 paths from alternative d to alternative c .

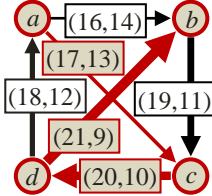
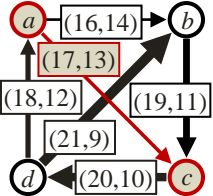
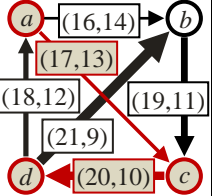
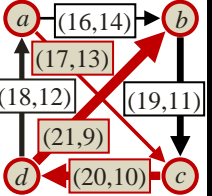
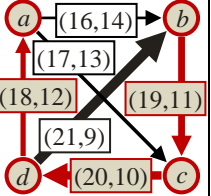
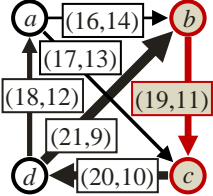
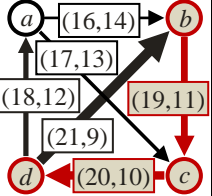
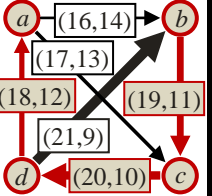
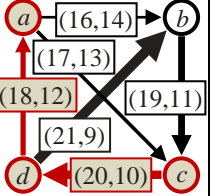
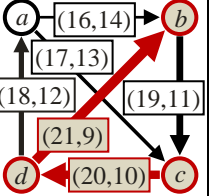
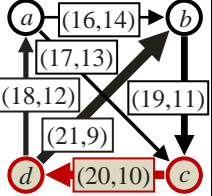
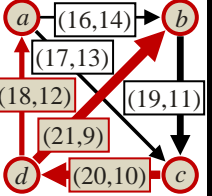
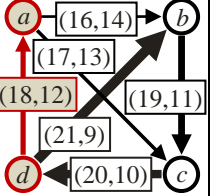
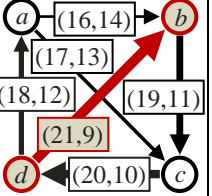
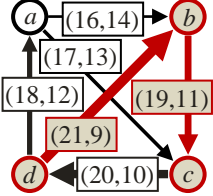
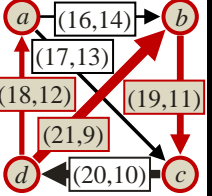
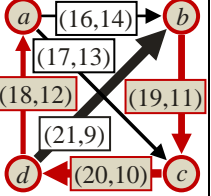
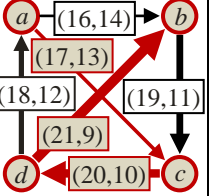
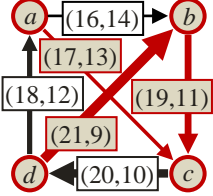
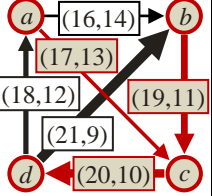
Path 1: $d, (18,12), a, (16,14), b, (19,11), c$
with a strength of $\min_D \{ (18,12), (16,14), (19,11) \} \approx_D (16,14)$.

Path 2: $d, (18,12), a, (17,13), c$
with a strength of $\min_D \{ (18,12), (17,13) \} \approx_D (17,13)$.

Path 3: $d, (21,9), b, (19,11), c$
with a strength of $\min_D \{ (21,9), (19,11) \} \approx_D (19,11)$.

So the strength of the strongest path from alternative d to alternative c is $\max_D \{ (16,14), (17,13), (19,11) \} \approx_D (19,11)$.

The following table lists the strongest paths, as determined by the Floyd-Warshall algorithm, as defined in section 2.3.1. The critical links of the strongest paths are underlined:

| | ... to <i>a</i> | ... to <i>b</i> | ... to <i>c</i> | ... to <i>d</i> | ... to every other alternative |
|----------------------------------|---|--|---|--|---|
| from <i>a</i> ... | --- |  <i>a</i> , <u>(17,13)</u> , <i>c</i> , (20,10), <i>d</i> , (21,9), <i>b</i> |  <i>a</i> , <u>(17,13)</u> , <i>c</i> |  <i>a</i> , <u>(17,13)</u> , <i>c</i> , (20,10), <i>d</i> |  |
| from <i>b</i> ... |  <i>b</i> , <u>(19,11)</u> , <i>c</i> , (20,10), <i>d</i> , <u>(18,12)</u> , <i>a</i> | --- |  <i>b</i> , <u>(19,11)</u> , <i>c</i> |  <i>b</i> , <u>(19,11)</u> , <i>c</i> , (20,10), <i>d</i> |  |
| from <i>c</i> ... |  <i>c</i> , <u>(20,10)</u> , <i>d</i> , <u>(18,12)</u> , <i>a</i> |  <i>c</i> , <u>(20,10)</u> , <i>d</i> , (21,9), <i>b</i> | --- |  <i>c</i> , <u>(20,10)</u> , <i>d</i> |  |
| from <i>d</i> ... |  <i>d</i> , <u>(18,12)</u> , <i>a</i> |  <i>d</i> , <u>(21,9)</u> , <i>b</i> |  <i>d</i> , <u>(21,9)</u> , <i>b</i> , <u>(19,11)</u> , <i>c</i> | --- |  |
| from every other alternative ... |  |  |  |  | --- |

The strengths of the strongest paths are:

| | $P_D[*,a]$ | $P_D[*,b]$ | $P_D[*,c]$ | $P_D[*,d]$ |
|------------|------------|------------|------------|------------|
| $P_D[a,*]$ | --- | (17,13) | (17,13) | (17,13) |
| $P_D[b,*]$ | (18,12) | --- | (19,11) | (19,11) |
| $P_D[c,*]$ | (18,12) | (20,10) | --- | (20,10) |
| $P_D[d,*]$ | (18,12) | (21,9) | (19,11) | --- |

We get $O = \{ba, ca, cb, cd, da, db\}$ and $S = \{c\}$.

Suppose, the strongest paths are calculated with the Floyd-Warshall algorithm, as defined in section 2.3.1. Then the following table documents the $C \cdot (C-1) \cdot (C-2) = 24$ steps of the Floyd-Warshall algorithm.

We start with

- $P_D[i,j] := (N[i,j], N[j,i])$ for all $i \in A$ and $j \in A \setminus \{i\}$.
- $pred[i,j] := i$ for all $i \in A$ and $j \in A \setminus \{i\}$.

| | i | j | k | $P_D[j,k]$ | $P_D[j,i]$ | $P_D[i,k]$ | $pred[j,k]$ | $pred[i,k]$ | result |
|----|-----|-----|-----|------------|------------|------------|-------------|-------------|--|
| 1 | a | b | c | (19,11) | (14,16) | (17,13) | b | a | |
| 2 | a | b | d | (9,21) | (14,16) | (12,18) | b | a | $P_D[b,d]$ is updated from (9,21) to (12,18); $pred[b,d]$ is updated from b to a . |
| 3 | a | c | b | (11,19) | (13,17) | (16,14) | c | a | $P_D[c,b]$ is updated from (11,19) to (13,17); $pred[c,b]$ is updated from c to a . |
| 4 | a | c | d | (20,10) | (13,17) | (12,18) | c | a | |
| 5 | a | d | b | (21,9) | (18,12) | (16,14) | d | a | |
| 6 | a | d | c | (10,20) | (18,12) | (17,13) | d | a | $P_D[d,c]$ is updated from (10,20) to (17,13); $pred[d,c]$ is updated from d to a . |
| 7 | b | a | c | (17,13) | (16,14) | (19,11) | a | b | |
| 8 | b | a | d | (12,18) | (16,14) | (12,18) | a | a | |
| 9 | b | c | a | (13,17) | (13,17) | (14,16) | c | b | |
| 10 | b | c | d | (20,10) | (13,17) | (12,18) | c | a | |
| 11 | b | d | a | (18,12) | (21,9) | (14,16) | d | b | |
| 12 | b | d | c | (17,13) | (21,9) | (19,11) | a | b | $P_D[d,c]$ is updated from (17,13) to (19,11); $pred[d,c]$ is updated from a to b . |
| 13 | c | a | b | (16,14) | (17,13) | (13,17) | a | a | |
| 14 | c | a | d | (12,18) | (17,13) | (20,10) | a | c | $P_D[a,d]$ is updated from (12,18) to (17,13); $pred[a,d]$ is updated from a to c . |
| 15 | c | b | a | (14,16) | (19,11) | (13,17) | b | c | |
| 16 | c | b | d | (12,18) | (19,11) | (20,10) | a | c | $P_D[b,d]$ is updated from (12,18) to (19,11); $pred[b,d]$ is updated from a to c . |
| 17 | c | d | a | (18,12) | (19,11) | (13,17) | d | c | |
| 18 | c | d | b | (21,9) | (19,11) | (13,17) | d | a | |
| 19 | d | a | b | (16,14) | (17,13) | (21,9) | a | d | $P_D[a,b]$ is updated from (16,14) to (17,13); $pred[a,b]$ is updated from a to d . |
| 20 | d | a | c | (17,13) | (17,13) | (19,11) | a | b | |
| 21 | d | b | a | (14,16) | (19,11) | (18,12) | b | d | $P_D[b,a]$ is updated from (14,16) to (18,12); $pred[b,a]$ is updated from b to d . |
| 22 | d | b | c | (19,11) | (19,11) | (19,11) | b | b | |
| 23 | d | c | a | (13,17) | (20,10) | (18,12) | c | d | $P_D[c,a]$ is updated from (13,17) to (18,12); $pred[c,a]$ is updated from c to d . |
| 24 | d | c | b | (13,17) | (20,10) | (21,9) | a | d | $P_D[c,b]$ is updated from (13,17) to (20,10); $pred[c,b]$ is updated from a to d . |

3.3. Example 3

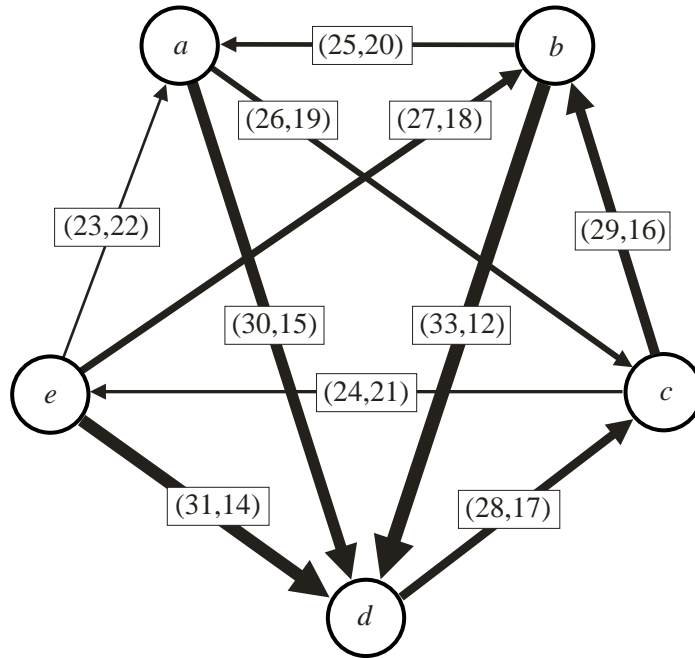
Example 3:

5 voters $a \succ_v c \succ_v b \succ_v e \succ_v d$
5 voters $a \succ_v d \succ_v e \succ_v c \succ_v b$
8 voters $b \succ_v e \succ_v d \succ_v a \succ_v c$
3 voters $c \succ_v a \succ_v b \succ_v e \succ_v d$
7 voters $c \succ_v a \succ_v e \succ_v b \succ_v d$
2 voters $c \succ_v b \succ_v a \succ_v d \succ_v e$
7 voters $d \succ_v c \succ_v e \succ_v b \succ_v a$
8 voters $e \succ_v b \succ_v a \succ_v d \succ_v c$

The pairwise matrix N looks as follows:

| | $N[*,a]$ | $N[*,b]$ | $N[*,c]$ | $N[*,d]$ | $N[*,e]$ |
|----------|----------|----------|----------|----------|----------|
| $N[a,*]$ | --- | 20 | 26 | 30 | 22 |
| $N[b,*]$ | 25 | --- | 16 | 33 | 18 |
| $N[c,*]$ | 19 | 29 | --- | 17 | 24 |
| $N[d,*]$ | 15 | 12 | 28 | --- | 14 |
| $N[e,*]$ | 23 | 27 | 21 | 31 | --- |

The corresponding digraph looks as follows:



The above digraph can be used to determine the strengths of the strongest paths. In the following, " $x, (Z_1, Z_2), y$ " means " $(N[x, y], N[y, x]) = (Z_1, Z_2)$ ".

$a \rightarrow b$: There are 4 paths from alternative a to alternative b .

Path 1: $a, (26, 19), c, (29, 16), b$
with a strength of $\min_D \{ (26, 19), (29, 16) \} \approx_D (26, 19)$.

Path 2: $a, (26, 19), c, (24, 21), e, (27, 18), b$
with a strength of $\min_D \{ (26, 19), (24, 21), (27, 18) \} \approx_D (24, 21)$.

Path 3: $a, (30, 15), d, (28, 17), c, (29, 16), b$
with a strength of $\min_D \{ (30, 15), (28, 17), (29, 16) \} \approx_D (28, 17)$.

Path 4: $a, (30, 15), d, (28, 17), c, (24, 21), e, (27, 18), b$
with a strength of $\min_D \{ (30, 15), (28, 17), (24, 21), (27, 18) \} \approx_D (24, 21)$.

So the strength of the strongest path from alternative a to alternative b is $\max_D \{ (26, 19), (24, 21), (28, 17), (24, 21) \} \approx_D (28, 17)$.

$a \rightarrow c$: There are 2 paths from alternative a to alternative c .

Path 1: $a, (26, 19), c$
with a strength of $(26, 19)$.

Path 2: $a, (30, 15), d, (28, 17), c$
with a strength of $\min_D \{ (30, 15), (28, 17) \} \approx_D (28, 17)$.

So the strength of the strongest path from alternative a to alternative c is $\max_D \{ (26, 19), (28, 17) \} \approx_D (28, 17)$.

$a \rightarrow d$: There are 4 paths from alternative a to alternative d .

Path 1: $a, (26, 19), c, (29, 16), b, (33, 12), d$
with a strength of $\min_D \{ (26, 19), (29, 16), (33, 12) \} \approx_D (26, 19)$.

Path 2: $a, (26, 19), c, (24, 21), e, (27, 18), b, (33, 12), d$
with a strength of $\min_D \{ (26, 19), (24, 21), (27, 18), (33, 12) \} \approx_D (24, 21)$.

Path 3: $a, (26, 19), c, (24, 21), e, (31, 14), d$
with a strength of $\min_D \{ (26, 19), (24, 21), (31, 14) \} \approx_D (24, 21)$.

Path 4: $a, (30, 15), d$
with a strength of $(30, 15)$.

So the strength of the strongest path from alternative a to alternative d is $\max_D \{ (26, 19), (24, 21), (24, 21), (30, 15) \} \approx_D (30, 15)$.

$a \rightarrow e$: There are 2 paths from alternative a to alternative e .

Path 1: $a, (26,19), c, (24,21), e$
with a strength of $\min_D \{ (26,19), (24,21) \} \approx_D (24,21)$.

Path 2: $a, (30,15), d, (28,17), c, (24,21), e$
with a strength of $\min_D \{ (30,15), (28,17), (24,21) \} \approx_D (24,21)$.

So the strength of the strongest path from alternative a to alternative e is $\max_D \{ (24,21), (24,21) \} \approx_D (24,21)$.

$b \rightarrow a$: There are 2 paths from alternative b to alternative a .

Path 1: $b, (25,20), a$
with a strength of $(25,20)$.

Path 2: $b, (33,12), d, (28,17), c, (24,21), e, (23,22), a$
with a strength of $\min_D \{ (33,12), (28,17), (24,21), (23,22) \} \approx_D (23,22)$.

So the strength of the strongest path from alternative b to alternative a is $\max_D \{ (25,20), (23,22) \} \approx_D (25,20)$.

$b \rightarrow c$: There are 3 paths from alternative b to alternative c .

Path 1: $b, (25,20), a, (26,19), c$
with a strength of $\min_D \{ (25,20), (26,19) \} \approx_D (25,20)$.

Path 2: $b, (25,20), a, (30,15), d, (28,17), c$
with a strength of $\min_D \{ (25,20), (30,15), (28,17) \} \approx_D (25,20)$.

Path 3: $b, (33,12), d, (28,17), c$
with a strength of $\min_D \{ (33,12), (28,17) \} \approx_D (28,17)$.

So the strength of the strongest path from alternative b to alternative c is $\max_D \{ (25,20), (25,20), (28,17) \} \approx_D (28,17)$.

$b \rightarrow d$: There are 3 paths from alternative b to alternative d .

Path 1: $b, (25,20), a, (26,19), c, (24,21), e, (31,14), d$
with a strength of $\min_D \{ (25,20), (26,19), (24,21), (31,14) \} \approx_D (24,21)$.

Path 2: $b, (25,20), a, (30,15), d$
with a strength of $\min_D \{ (25,20), (30,15) \} \approx_D (25,20)$.

Path 3: $b, (33,12), d$
with a strength of $(33,12)$.

So the strength of the strongest path from alternative b to alternative d is $\max_D \{ (24,21), (25,20), (33,12) \} \approx_D (33,12)$.

$b \rightarrow e$: There are 3 paths from alternative b to alternative e .

Path 1: $b, (25,20), a, (26,19), c, (24,21), e$
with a strength of $\min_D \{ (25,20), (26,19), (24,21) \} \approx_D (24,21)$.

Path 2: $b, (25,20), a, (30,15), d, (28,17), c, (24,21), e$
with a strength of $\min_D \{ (25,20), (30,15), (28,17), (24,21) \} \approx_D (24,21)$.

Path 3: $b, (33,12), d, (28,17), c, (24,21), e$
with a strength of $\min_D \{ (33,12), (28,17), (24,21) \} \approx_D (24,21)$.

So the strength of the strongest path from alternative b to alternative e
is $\max_D \{ (24,21), (24,21), (24,21) \} \approx_D (24,21)$.

$c \rightarrow a$: There are 3 paths from alternative c to alternative a .

Path 1: $c, (29,16), b, (25,20), a$
with a strength of $\min_D \{ (29,16), (25,20) \} \approx_D (25,20)$.

Path 2: $c, (24,21), e, (23,22), a$
with a strength of $\min_D \{ (24,21), (23,22) \} \approx_D (23,22)$.

Path 3: $c, (24,21), e, (27,18), b, (25,20), a$
with a strength of $\min_D \{ (24,21), (27,18), (25,20) \} \approx_D (24,21)$.

So the strength of the strongest path from alternative c to alternative a
is $\max_D \{ (25,20), (23,22), (24,21) \} \approx_D (25,20)$.

$c \rightarrow b$: There are 2 paths from alternative c to alternative b .

Path 1: $c, (29,16), b$
with a strength of $(29,16)$.

Path 2: $c, (24,21), e, (27,18), b$
with a strength of $\min_D \{ (24,21), (27,18) \} \approx_D (24,21)$.

So the strength of the strongest path from alternative c to alternative b
is $\max_D \{ (29,16), (24,21) \} \approx_D (29,16)$.

$c \rightarrow d$: There are 6 paths from alternative c to alternative d .

Path 1: $c, (29,16), b, (25,20), a, (30,15), d$
with a strength of $\min_D \{ (29,16), (25,20), (30,15) \} \approx_D (25,20)$.

Path 2: $c, (29,16), b, (33,12), d$
with a strength of $\min_D \{ (29,16), (33,12) \} \approx_D (29,16)$.

Path 3: $c, (24,21), e, (23,22), a, (30,15), d$
with a strength of $\min_D \{ (24,21), (23,22), (30,15) \} \approx_D (23,22)$.

Path 4: $c, (24,21), e, (27,18), b, (25,20), a, (30,15), d$
with a strength of $\min_D \{ (24,21), (27,18), (25,20), (30,15) \} \approx_D (24,21)$.

Path 5: $c, (24,21), e, (27,18), b, (33,12), d$
with a strength of $\min_D \{ (24,21), (27,18), (33,12) \} \approx_D (24,21)$.

Path 6: $c, (24,21), e, (31,14), d$
with a strength of $\min_D \{ (24,21), (31,14) \} \approx_D (24,21)$.

So the strength of the strongest path from alternative c to alternative d is
 $\max_D \{ (25,20), (29,16), (23,22), (24,21), (24,21), (24,21) \} \approx_D (29,16)$.

$c \rightarrow e$: There is only one path from alternative c to alternative e .

Path 1: $c, (24,21), e$
with a strength of $(24,21)$.

So the strength of the strongest path from alternative c to alternative e is $(24,21)$.

$d \rightarrow a$: There are 3 paths from alternative d to alternative a .

Path 1: $d, (28,17), c, (29,16), b, (25,20), a$
with a strength of $\min_D \{ (28,17), (29,16), (25,20) \} \approx_D (25,20)$.

Path 2: $d, (28,17), c, (24,21), e, (23,22), a$
with a strength of $\min_D \{ (28,17), (24,21), (23,22) \} \approx_D (23,22)$.

Path 3: $d, (28,17), c, (24,21), e, (27,18), b, (25,20), a$
with a strength of $\min_D \{ (28,17), (24,21), (27,18), (25,20) \} \approx_D (24,21)$.

So the strength of the strongest path from alternative d to alternative a is
 $\max_D \{ (25,20), (23,22), (24,21) \} \approx_D (25,20)$.

$d \rightarrow b$: There are 2 paths from alternative d to alternative b .

Path 1: $d, (28,17), c, (29,16), b$
with a strength of $\min_D \{ (28,17), (29,16) \} \approx_D (28,17)$.

Path 2: $d, (28,17), c, (24,21), e, (27,18), b$
with a strength of $\min_D \{ (28,17), (24,21), (27,18) \} \approx_D (24,21)$.

So the strength of the strongest path from alternative d to alternative b is
 $\max_D \{ (28,17), (24,21) \} \approx_D (28,17)$.

$d \rightarrow c$: There is only one path from alternative d to alternative c .

Path 1: $d, (28,17), c$
with a strength of $(28,17)$.

So the strength of the strongest path from alternative d to alternative c is $(28,17)$.

$d \rightarrow e$: There is only one path from alternative d to alternative e .

Path 1: $d, (28,17), c, (24,21), e$
with a strength of $\min_D \{ (28,17), (24,21) \} \approx_D (24,21)$.

So the strength of the strongest path from alternative d to alternative e is $(24,21)$.

$e \rightarrow a$: There are 3 paths from alternative e to alternative a .

Path 1: $e, (23,22), a$
with a strength of $(23,22)$.

Path 2: $e, (27,18), b, (25,20), a$
with a strength of $\min_D \{ (27,18), (25,20) \} \approx_D (25,20)$.

Path 3: $e, (31,14), d, (28,17), c, (29,16), b, (25,20), a$
with a strength of $\min_D \{ (31,14), (28,17), (29,16), (25,20) \} \approx_D (25,20)$.

So the strength of the strongest path from alternative e to alternative a is $\max_D \{ (23,22), (25,20), (25,20) \} \approx_D (25,20)$.

$e \rightarrow b$: There are 4 paths from alternative e to alternative b .

Path 1: $e, (23,22), a, (26,19), c, (29,16), b$
with a strength of $\min_D \{ (23,22), (26,19), (29,16) \} \approx_D (23,22)$.

Path 2: $e, (23,22), a, (30,15), d, (28,17), c, (29,16), b$
with a strength of $\min_D \{ (23,22), (30,15), (28,17), (29,16) \} \approx_D (23,22)$.

Path 3: $e, (27,18), b$
with a strength of $(27,18)$.

Path 4: $e, (31,14), d, (28,17), c, (29,16), b$
with a strength of $\min_D \{ (31,14), (28,17), (29,16) \} \approx_D (28,17)$.

So the strength of the strongest path from alternative e to alternative b is $\max_D \{ (23,22), (23,22), (27,18), (28,17) \} \approx_D (28,17)$.

$e \rightarrow c$: There are 6 paths from alternative e to alternative c .

- Path 1: $e, (23,22), a, (26,19), c$
with a strength of $\min_D \{ (23,22), (26,19) \} \approx_D (23,22)$.
- Path 2: $e, (23,22), a, (30,15), d, (28,17), c$
with a strength of $\min_D \{ (23,22), (30,15), (28,17) \} \approx_D (23,22)$.
- Path 3: $e, (27,18), b, (25,20), a, (26,19), c$
with a strength of $\min_D \{ (27,18), (25,20), (26,19) \} \approx_D (25,20)$.
- Path 4: $e, (27,18), b, (25,20), a, (30,15), d, (28,17), c$
with a strength of $\min_D \{ (27,18), (25,20), (30,15), (28,17) \} \approx_D (25,20)$.
- Path 5: $e, (27,18), b, (33,12), d, (28,17), c$
with a strength of $\min_D \{ (27,18), (33,12), (28,17) \} \approx_D (27,18)$.
- Path 6: $e, (31,14), d, (28,17), c$
with a strength of $\min_D \{ (31,14), (28,17) \} \approx_D (28,17)$.

So the strength of the strongest path from alternative e to alternative c is $\max_D \{ (23,22), (23,22), (25,20), (25,20), (27,18), (28,17) \} \approx_D (28,17)$.

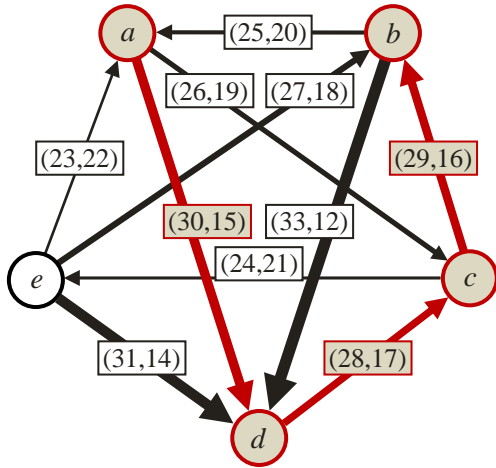
$e \rightarrow d$: There are 5 paths from alternative e to alternative d .

- Path 1: $e, (23,22), a, (26,19), c, (29,16), b, (33,12), d$
with a strength of $\min_D \{ (23,22), (26,19), (29,16), (33,12) \} \approx_D (23,22)$.
- Path 2: $e, (23,22), a, (30,15), d$
with a strength of $\min_D \{ (23,22), (30,15) \} \approx_D (23,22)$.
- Path 3: $e, (27,18), b, (25,20), a, (30,15), d$
with a strength of $\min_D \{ (27,18), (25,20), (30,15) \} \approx_D (25,20)$.
- Path 4: $e, (27,18), b, (33,12), d$
with a strength of $\min_D \{ (27,18), (33,12) \} \approx_D (27,18)$.
- Path 5: $e, (31,14), d$
with a strength of $(31,14)$.

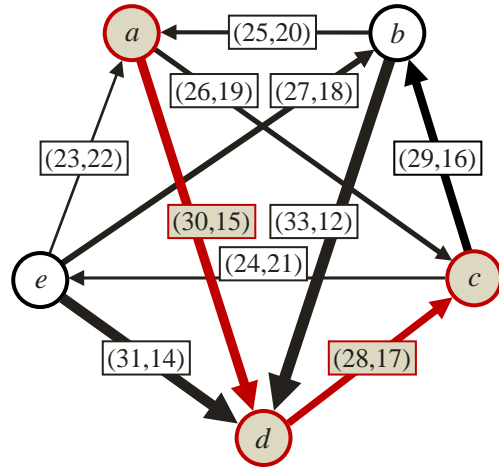
So the strength of the strongest path from alternative e to alternative d is $\max_D \{ (23,22), (23,22), (25,20), (27,18), (31,14) \} \approx_D (31,14)$.

The following table lists the strongest paths, as determined by the Floyd-Warshall algorithm, as defined in section 2.3.1. The critical links of the strongest paths are underlined:

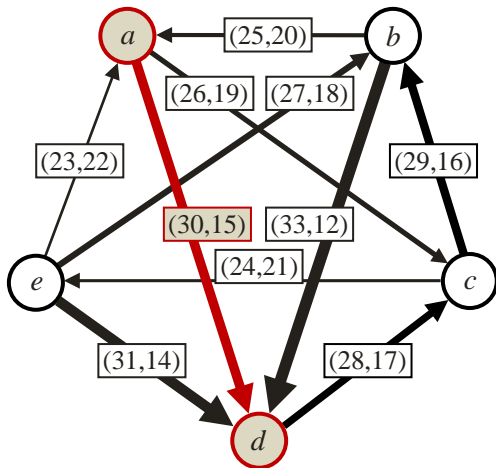
| | ... to <i>a</i> | ... to <i>b</i> | ... to <i>c</i> | ... to <i>d</i> | ... to <i>e</i> |
|-------------------|---|--|---|---|--|
| from <i>a</i> ... | --- | <i>a</i> , (30,15), <i>d</i> , <u>(28,17)</u> , <i>c</i> , (29,16), <i>b</i> | <i>a</i> , (30,15), <i>d</i> , <u>(28,17)</u> , <i>c</i> | <i>a</i> , <u>(30,15)</u> , <i>d</i> | <i>a</i> , (30,15), <i>d</i> , (28,17), <i>c</i> , <u>(24,21)</u> , <i>e</i> |
| from <i>b</i> ... | <i>b</i> , <u>(25,20)</u> , <i>a</i> | --- | <i>b</i> , (33,12), <i>d</i> , <u>(28,17)</u> , <i>c</i> | <i>b</i> , <u>(33,12)</u> , <i>d</i> | <i>b</i> , (33,12), <i>d</i> , (28,17), <i>c</i> , <u>(24,21)</u> , <i>e</i> |
| from <i>c</i> ... | <i>c</i> , (29,16), <i>b</i> , <u>(25,20)</u> , <i>a</i> | <i>c</i> , <u>(29,16)</u> , <i>b</i> | --- | <i>c</i> , <u>(29,16)</u> , <i>b</i> , (33,12), <i>d</i> | <i>c</i> , <u>(24,21)</u> , <i>e</i> |
| from <i>d</i> ... | <i>d</i> , (28,17), <i>c</i> , (29,16), <i>b</i> , <u>(25,20)</u> , <i>a</i> | <i>d</i> , <u>(28,17)</u> , <i>c</i> , (29,16), <i>b</i> | <i>d</i> , <u>(28,17)</u> , <i>c</i> | --- | <i>d</i> , (28,17), <i>c</i> , <u>(24,21)</u> , <i>e</i> |
| from <i>e</i> ... | <i>e</i> , (31,14), <i>d</i> , (28,17), <i>c</i> , (29,16), <i>b</i> , <u>(25,20)</u> , <i>a</i> | <i>e</i> , (31,14), <i>d</i> , <u>(28,17)</u> , <i>c</i> , (29,16), <i>b</i> | <i>e</i> , (31,14), <i>d</i> , <u>(28,17)</u> , <i>c</i> | <i>e</i> , <u>(31,14)</u> , <i>d</i> | --- |



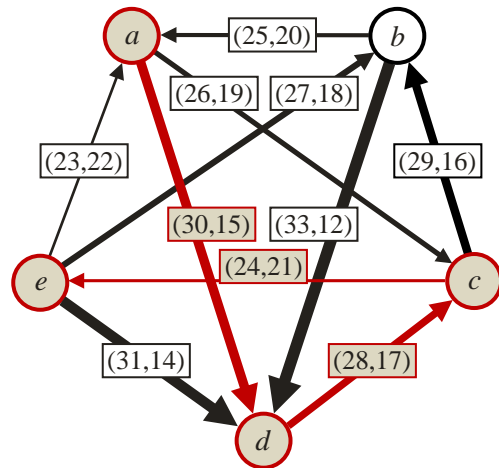
The strongest path from a to b is:
 a , (30,15), d , (28,17), c , (29,16), b



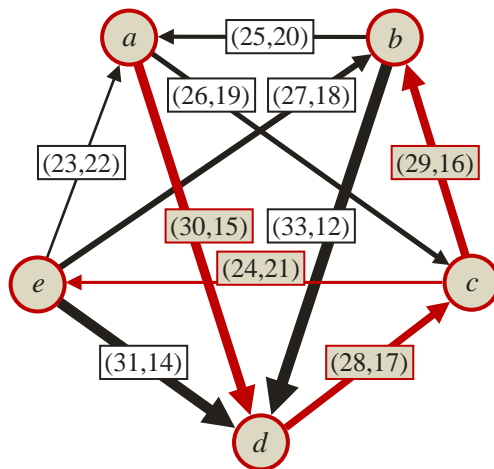
The strongest path from a to c is:
 a , (30,15), d , (28,17), c



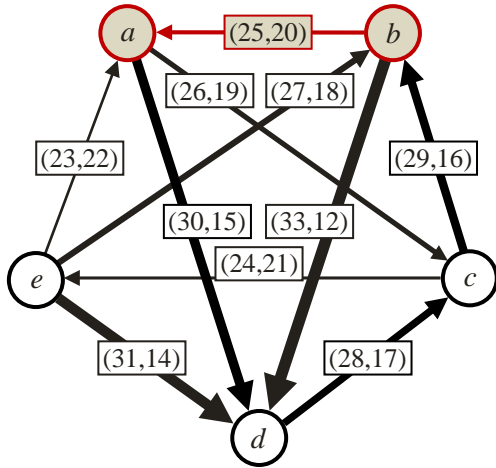
The strongest path from a to d is:
 a , (30,15), d



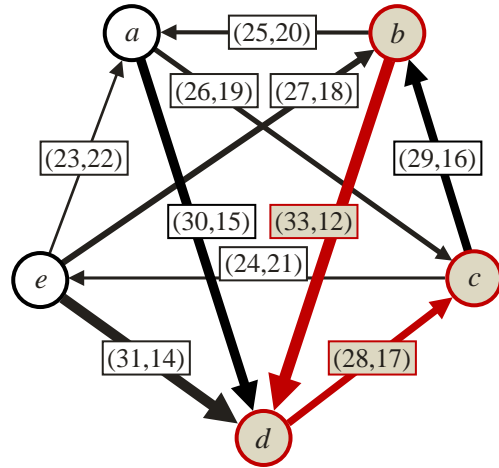
The strongest path from a to e is:
 a , (30,15), d , (28,17), c , (24,21), e



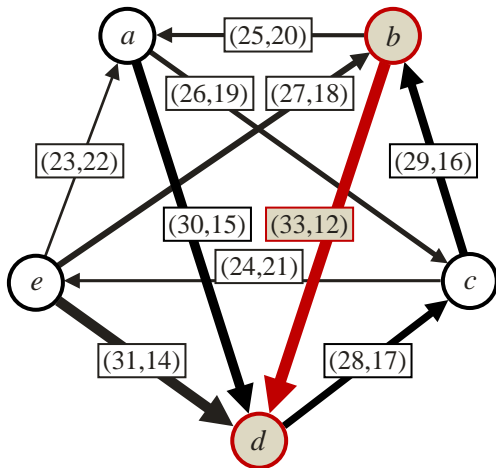
These are the strongest paths
 from a to every other alternative.



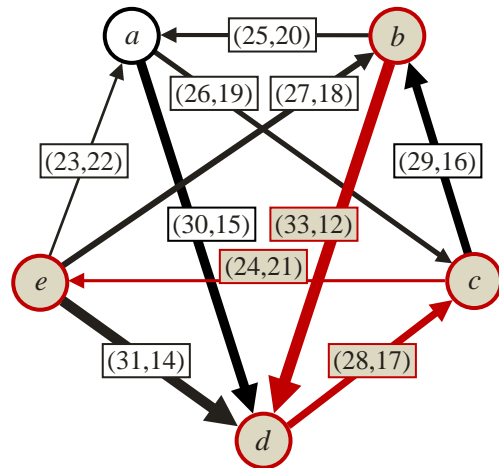
The strongest path from b to a is:
 $b, \underline{(25,20)}, a$



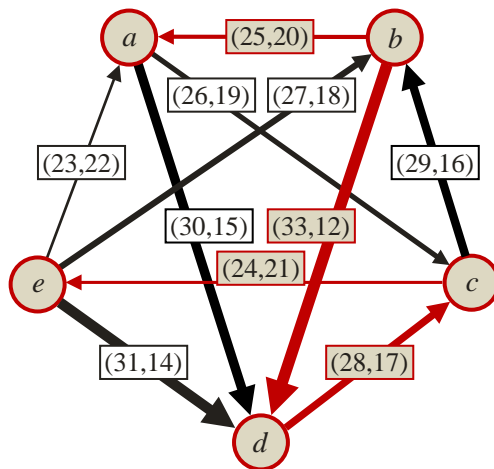
The strongest path from b to c is:
 $b, (33,12), d, \underline{(28,17)}, c$



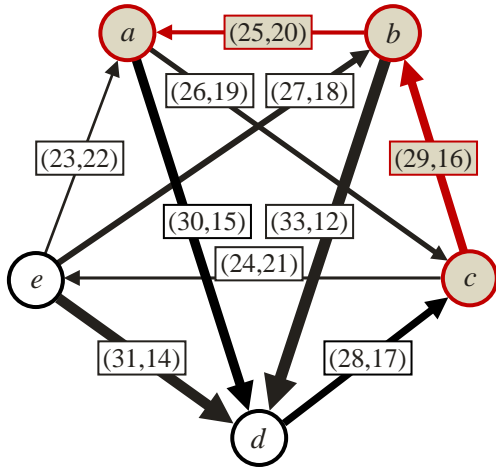
The strongest path from b to d is:
 $b, \underline{(33,12)}, d$



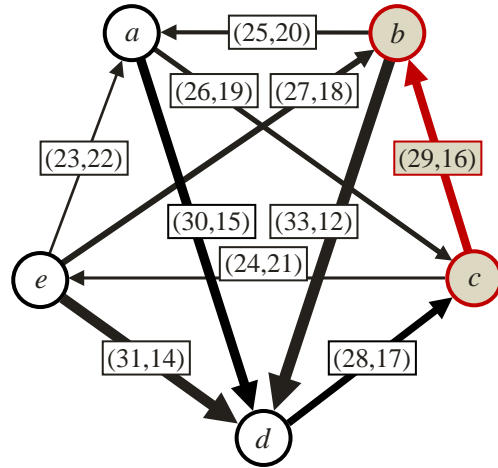
The strongest path from b to e is:
 $b, (33,12), d, (28,17), c, \underline{(24,21)}, e$



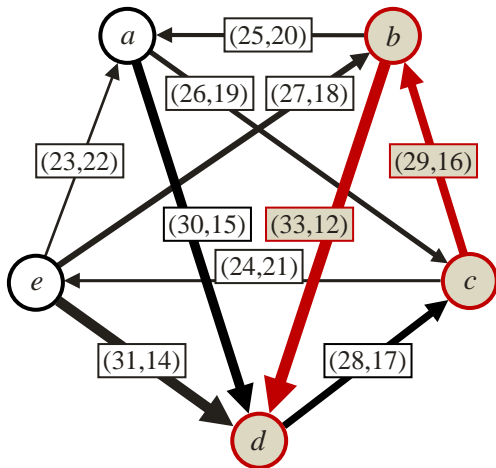
These are the strongest paths
 from b to every other alternative.



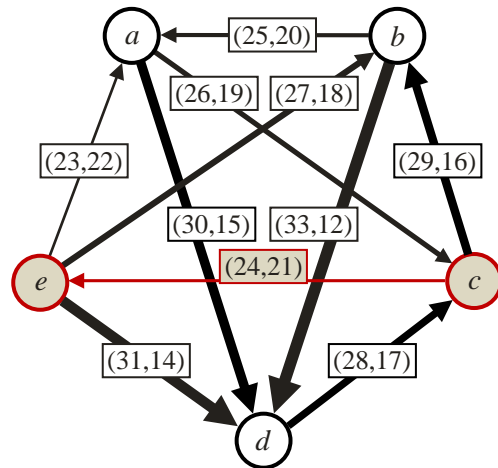
The strongest path from c to a is:
 c , $(29,16)$, b , $(25,20)$, a



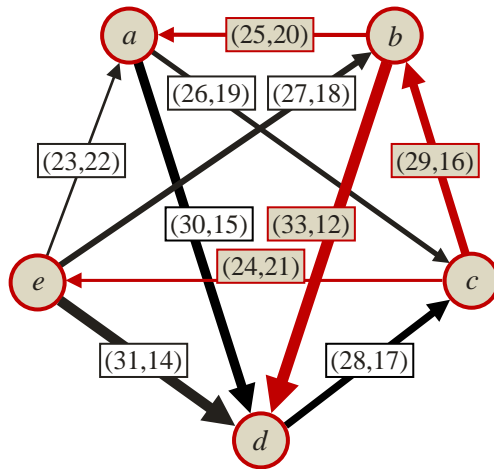
The strongest path from c to b is:
 c , $(29,16)$, b



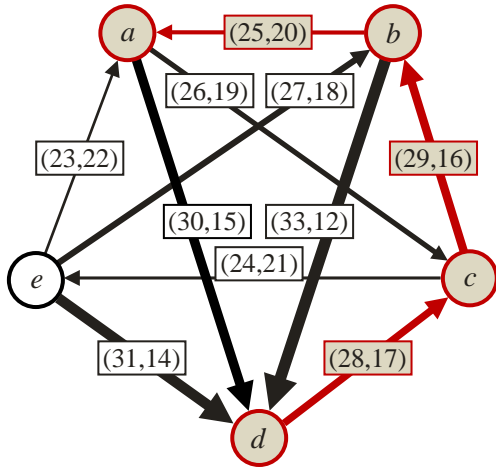
The strongest path from c to d is:
 c , $(29,16)$, b , $(33,12)$, d



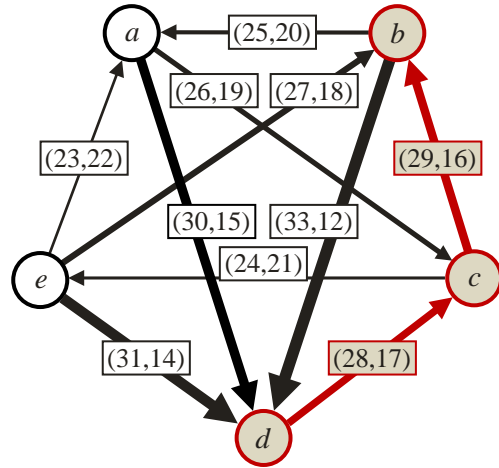
The strongest path from c to e is:
 c , $(24,21)$, e



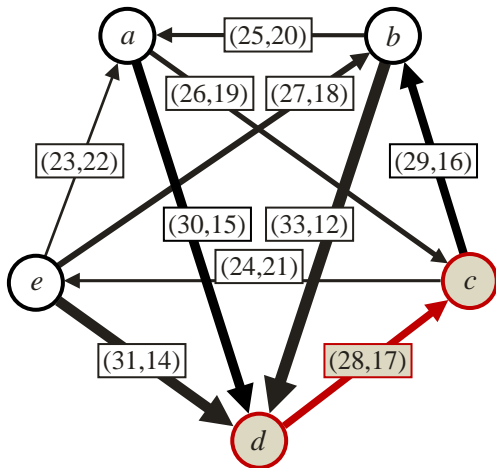
These are the strongest paths
 from c to every other alternative.



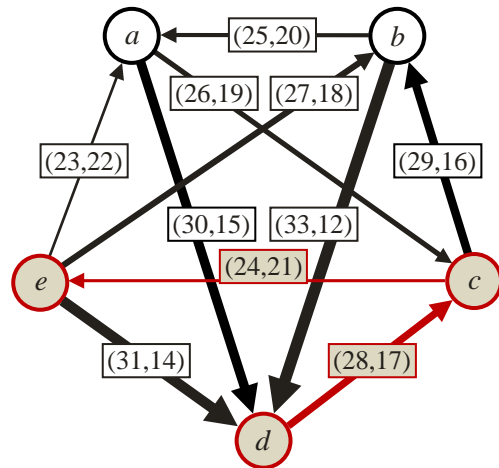
The strongest path from d to a is:
 d , $(28,17)$, c , $(29,16)$, b , $(25,20)$, a



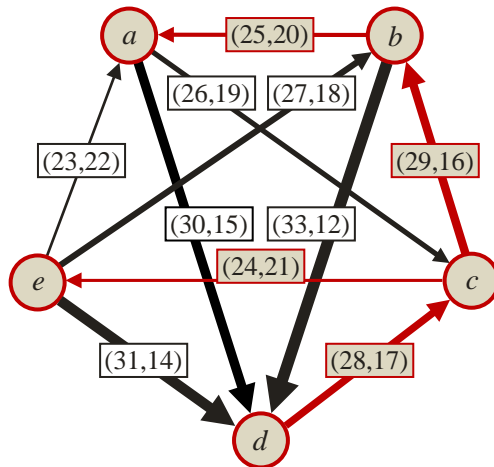
The strongest path from d to b is:
 d , $(28,17)$, c , $(29,16)$, b



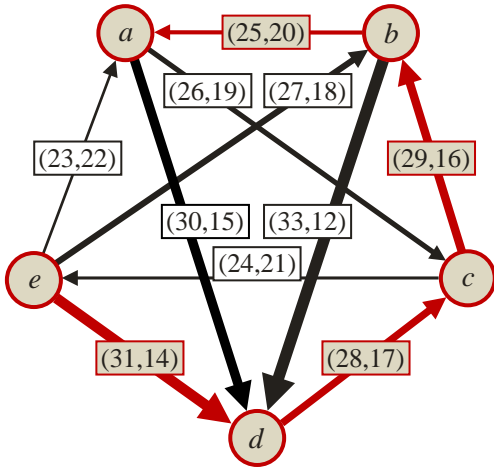
The strongest path from d to c is:
 d , $(28,17)$, c



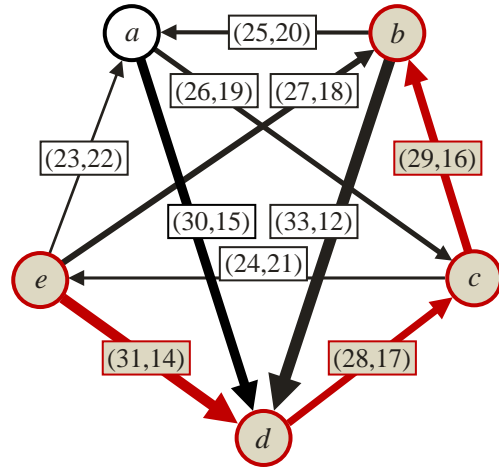
The strongest path from d to e is:
 d , $(28,17)$, c , $(24,21)$, e



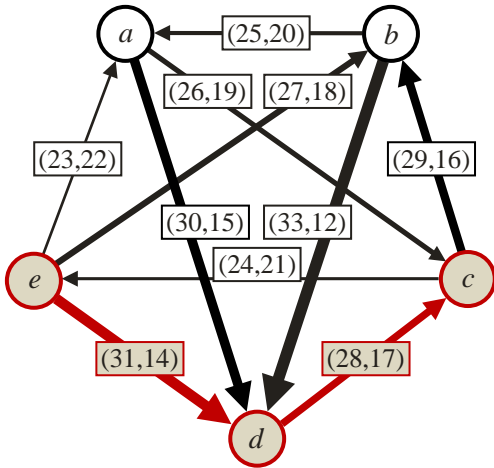
These are the strongest paths
 from d to every other alternative.



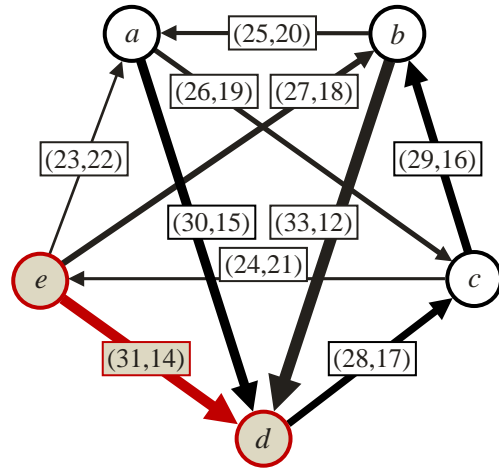
The strongest path from e to a is:
 e , (31,14), d , (28,17), c ,
 (29,16), b , (25,20), a



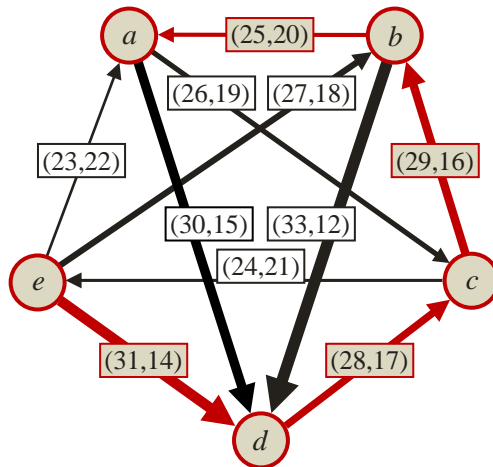
The strongest path from e to b is:
 e , (31,14), d , (28,17), c , (29,16), b



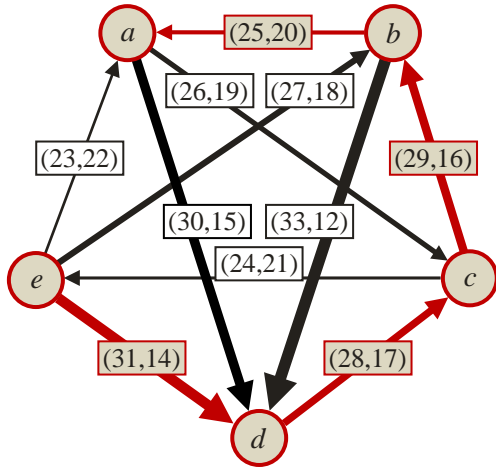
The strongest path from e to c is:
 e , (31,14), d , (28,17), c



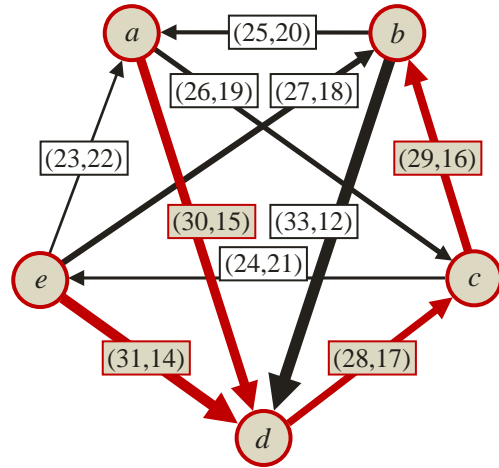
The strongest path from e to d is:
 e , (31,14), d



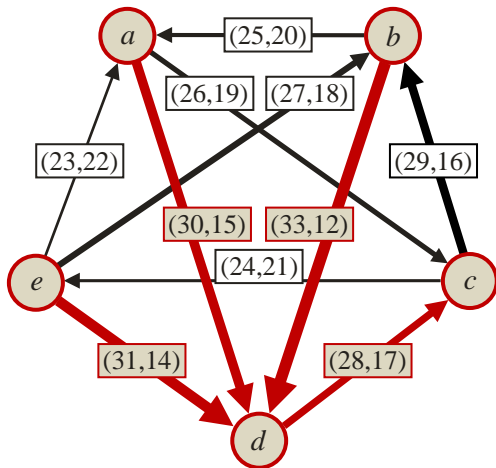
These are the strongest paths
 from e to every other alternative.



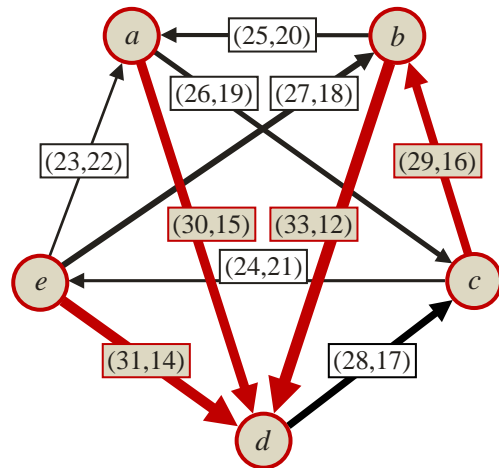
These are the strongest paths from every other alternative to *a*.



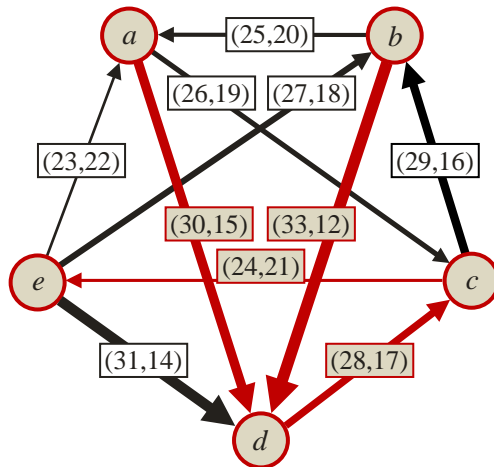
These are the strongest paths from every other alternative to *b*.



These are the strongest paths from every other alternative to *c*.



These are the strongest paths from every other alternative to *d*.



These are the strongest paths from every other alternative to *e*.

Therefore, the strengths of the strongest paths are:

| | $P_D[*,a]$ | $P_D[*,b]$ | $P_D[*,c]$ | $P_D[*,d]$ | $P_D[*,e]$ |
|------------|------------|------------|------------|------------|------------|
| $P_D[a,*]$ | --- | (28,17) | (28,17) | (30,15) | (24,21) |
| $P_D[b,*]$ | (25,20) | --- | (28,17) | (33,12) | (24,21) |
| $P_D[c,*]$ | (25,20) | (29,16) | --- | (29,16) | (24,21) |
| $P_D[d,*]$ | (25,20) | (28,17) | (28,17) | --- | (24,21) |
| $P_D[e,*]$ | (25,20) | (28,17) | (28,17) | (31,14) | --- |

We get $O = \{ab, ac, ad, bd, cb, cd, ea, eb, ec, ed\}$ and $S = \{e\}$.

Suppose, the strongest paths are calculated with the Floyd-Warshall algorithm, as defined in section 2.3.1. Then the following table documents the $C \cdot (C-1) \cdot (C-2) = 60$ steps of the Floyd-Warshall algorithm.

We start with

- $P_D[i,j] := (N[i,j], N[j,i])$ for all $i \in A$ and $j \in A \setminus \{i\}$.
- $pred[i,j] := i$ for all $i \in A$ and $j \in A \setminus \{i\}$.

| | i | j | k | $P_D[j,k]$ | $P_D[j,i]$ | $P_D[i,k]$ | $pred[j,k]$ | $pred[i,k]$ | result |
|----|-----|-----|-----|------------|------------|------------|-------------|-------------|--|
| 1 | a | b | c | (16,29) | (25,20) | (26,19) | b | a | $P_D[b,c]$ is updated from (16,29) to (25,20); $pred[b,c]$ is updated from b to a . |
| 2 | a | b | d | (33,12) | (25,20) | (30,15) | b | a | |
| 3 | a | b | e | (18,27) | (25,20) | (22,23) | b | a | $P_D[b,e]$ is updated from (18,27) to (22,23); $pred[b,e]$ is updated from b to a . |
| 4 | a | c | b | (29,16) | (19,26) | (20,25) | c | a | |
| 5 | a | c | d | (17,28) | (19,26) | (30,15) | c | a | $P_D[c,d]$ is updated from (17,28) to (19,26); $pred[c,d]$ is updated from c to a . |
| 6 | a | c | e | (24,21) | (19,26) | (22,23) | c | a | |
| 7 | a | d | b | (12,33) | (15,30) | (20,25) | d | a | $P_D[d,b]$ is updated from (12,33) to (15,30); $pred[d,b]$ is updated from d to a . |
| 8 | a | d | c | (28,17) | (15,30) | (26,19) | d | a | |
| 9 | a | d | e | (14,31) | (15,30) | (22,23) | d | a | $P_D[d,e]$ is updated from (14,31) to (15,30); $pred[d,e]$ is updated from d to a . |
| 10 | a | e | b | (27,18) | (23,22) | (20,25) | e | a | |
| 11 | a | e | c | (21,24) | (23,22) | (26,19) | e | a | $P_D[e,c]$ is updated from (21,24) to (23,22); $pred[e,c]$ is updated from e to a . |
| 12 | a | e | d | (31,14) | (23,22) | (30,15) | e | a | |
| 13 | b | a | c | (26,19) | (20,25) | (25,20) | a | a | |
| 14 | b | a | d | (30,15) | (20,25) | (33,12) | a | b | |
| 15 | b | a | e | (22,23) | (20,25) | (22,23) | a | a | |
| 16 | b | c | a | (19,26) | (29,16) | (25,20) | c | b | $P_D[c,a]$ is updated from (19,26) to (25,20); $pred[c,a]$ is updated from c to b . |
| 17 | b | c | d | (19,26) | (29,16) | (33,12) | a | b | $P_D[c,d]$ is updated from (19,26) to (29,16); $pred[c,d]$ is updated from a to b . |
| 18 | b | c | e | (24,21) | (29,16) | (22,23) | c | a | |
| 19 | b | d | a | (15,30) | (15,30) | (25,20) | d | b | |
| 20 | b | d | c | (28,17) | (15,30) | (25,20) | d | a | |
| 21 | b | d | e | (15,30) | (15,30) | (22,23) | a | a | |
| 22 | b | e | a | (23,22) | (27,18) | (25,20) | e | b | $P_D[e,a]$ is updated from (23,22) to (25,20); $pred[e,a]$ is updated from e to b . |
| 23 | b | e | c | (23,22) | (27,18) | (25,20) | a | a | $P_D[e,c]$ is updated from (23,22) to (25,20) |
| 24 | b | e | d | (31,14) | (27,18) | (33,12) | e | b | |
| 25 | c | a | b | (20,25) | (26,19) | (29,16) | a | c | $P_D[a,b]$ is updated from (20,25) to (26,19); $pred[a,b]$ is updated from a to c . |
| 26 | c | a | d | (30,15) | (26,19) | (29,16) | a | b | |
| 27 | c | a | e | (22,23) | (26,19) | (24,21) | a | c | $P_D[a,e]$ is updated from (22,23) to (24,21); $pred[a,e]$ is updated from a to c . |
| 28 | c | b | a | (25,20) | (25,20) | (25,20) | b | b | |
| 29 | c | b | d | (33,12) | (25,20) | (29,16) | b | b | |
| 30 | c | b | e | (22,23) | (25,20) | (24,21) | a | c | $P_D[b,e]$ is updated from (22,23) to (24,21); $pred[b,e]$ is updated from a to c . |

| | i | j | k | $P_D[j,k]$ | $P_D[j,i]$ | $P_D[i,k]$ | $pred[j,k]$ | $pred[i,k]$ | result |
|----|-----|-----|-----|------------|------------|------------|-------------|-------------|--|
| 31 | c | d | a | (15,30) | (28,17) | (25,20) | d | b | $P_D[d,a]$ is updated from (15,30) to (25,20); $pred[d,a]$ is updated from d to b . |
| 32 | c | d | b | (15,30) | (28,17) | (29,16) | a | c | $P_D[d,b]$ is updated from (15,30) to (28,17); $pred[d,b]$ is updated from a to c . |
| 33 | c | d | e | (15,30) | (28,17) | (24,21) | a | c | $P_D[d,e]$ is updated from (15,30) to (24,21); $pred[d,e]$ is updated from a to c . |
| 34 | c | e | a | (25,20) | (25,20) | (25,20) | b | b | |
| 35 | c | e | b | (27,18) | (25,20) | (29,16) | e | c | |
| 36 | c | e | d | (31,14) | (25,20) | (29,16) | e | b | |
| 37 | d | a | b | (26,19) | (30,15) | (28,17) | c | c | $P_D[a,b]$ is updated from (26,19) to (28,17). |
| 38 | d | a | c | (26,19) | (30,15) | (28,17) | a | d | $P_D[a,c]$ is updated from (26,19) to (28,17); $pred[a,c]$ is updated from a to d . |
| 39 | d | a | e | (24,21) | (30,15) | (24,21) | c | c | |
| 40 | d | b | a | (25,20) | (33,12) | (25,20) | b | b | |
| 41 | d | b | c | (25,20) | (33,12) | (28,17) | a | d | $P_D[b,c]$ is updated from (25,20) to (28,17); $pred[b,c]$ is updated from a to d . |
| 42 | d | b | e | (24,21) | (33,12) | (24,21) | c | c | |
| 43 | d | c | a | (25,20) | (29,16) | (25,20) | b | b | |
| 44 | d | c | b | (29,16) | (29,16) | (28,17) | c | c | |
| 45 | d | c | e | (24,21) | (29,16) | (24,21) | c | c | |
| 46 | d | e | a | (25,20) | (31,14) | (25,20) | b | b | |
| 47 | d | e | b | (27,18) | (31,14) | (28,17) | e | c | $P_D[e,b]$ is updated from (27,18) to (28,17); $pred[e,b]$ is updated from e to c . |
| 48 | d | e | c | (25,20) | (31,14) | (28,17) | a | d | $P_D[e,c]$ is updated from (25,20) to (28,17); $pred[e,c]$ is updated from a to d . |
| 49 | e | a | b | (28,17) | (24,21) | (28,17) | c | c | |
| 50 | e | a | c | (28,17) | (24,21) | (28,17) | d | d | |
| 51 | e | a | d | (30,15) | (24,21) | (31,14) | a | e | |
| 52 | e | b | a | (25,20) | (24,21) | (25,20) | b | b | |
| 53 | e | b | c | (28,17) | (24,21) | (28,17) | d | d | |
| 54 | e | b | d | (33,12) | (24,21) | (31,14) | b | e | |
| 55 | e | c | a | (25,20) | (24,21) | (25,20) | b | b | |
| 56 | e | c | b | (29,16) | (24,21) | (28,17) | c | c | |
| 57 | e | c | d | (29,16) | (24,21) | (31,14) | b | e | |
| 58 | e | d | a | (25,20) | (24,21) | (25,20) | b | b | |
| 59 | e | d | b | (28,17) | (24,21) | (28,17) | c | c | |
| 60 | e | d | c | (28,17) | (24,21) | (28,17) | d | d | |

3.4. Example 4

The following example is by Hoag and Hallett (1926, page 502), where the authors use this example to illustrate their proposal (*Hallett count*).

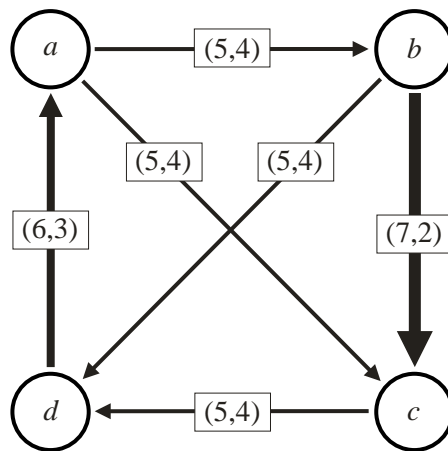
Example 4:

| | |
|----------|-----------------------|
| 3 voters | $a >_v b >_v c >_v d$ |
| 2 voters | $c >_v b >_v d >_v a$ |
| 2 voters | $d >_v a >_v b >_v c$ |
| 2 voters | $d >_v b >_v c >_v a$ |

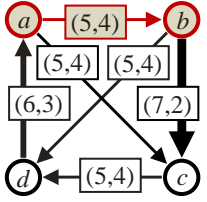
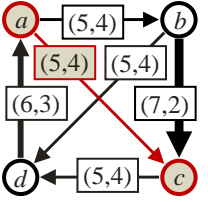
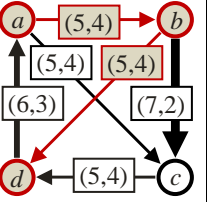
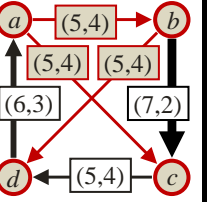
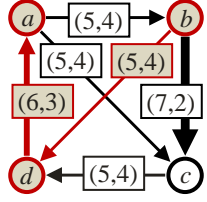
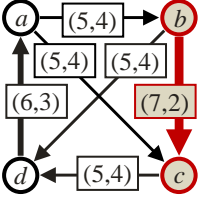
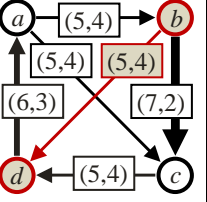
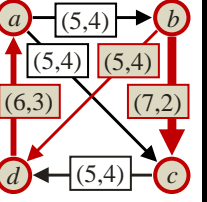
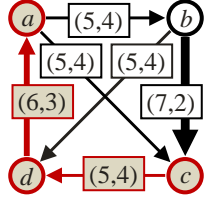
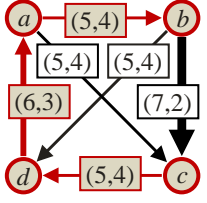
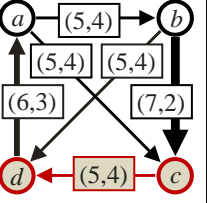
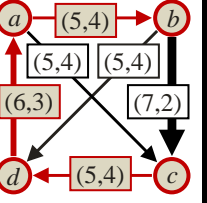
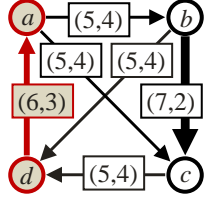
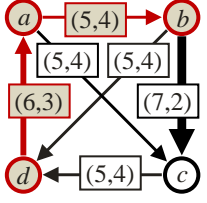
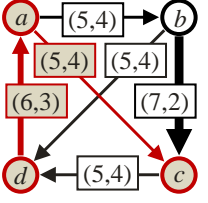
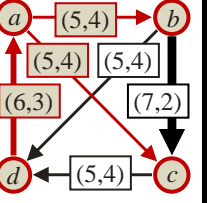
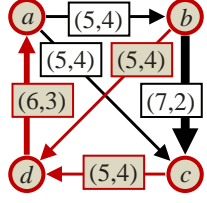
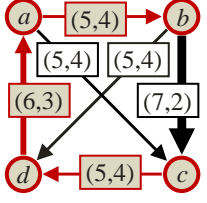
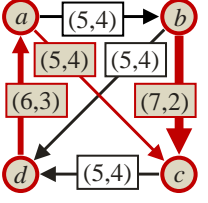
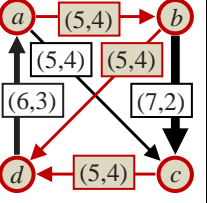
The pairwise matrix N looks as follows:

| | $N[*,a]$ | $N[*,b]$ | $N[*,c]$ | $N[*,d]$ |
|----------|----------|----------|----------|----------|
| $N[a,*]$ | --- | 5 | 5 | 3 |
| $N[b,*]$ | 4 | --- | 7 | 5 |
| $N[c,*]$ | 4 | 2 | --- | 5 |
| $N[d,*]$ | 6 | 4 | 4 | --- |

The corresponding digraph looks as follows:



The following table lists the strongest paths, as determined by the Floyd-Warshall algorithm, as defined in section 2.3.1. The critical links of the strongest paths are underlined:

| | ... to <i>a</i> | ... to <i>b</i> | ... to <i>c</i> | ... to <i>d</i> | ... to every other alternative |
|----------------------------------|--|---|--|--|---|
| from <i>a</i> ... | --- |  <i>a</i> , <u>(5,4)</u> , <i>b</i> |  <i>a</i> , <u>(5,4)</u> , <i>c</i> |  <i>a</i> , <u>(5,4)</u> , <i>b</i> , <u>(5,4)</u> , <i>d</i> |  |
| from <i>b</i> ... |  <i>b</i> , <u>(5,4)</u> , <i>d</i> , <u>(6,3)</u> , <i>a</i> | --- |  <i>b</i> , <u>(7,2)</u> , <i>c</i> |  <i>b</i> , <u>(5,4)</u> , <i>d</i> |  |
| from <i>c</i> ... |  <i>c</i> , <u>(5,4)</u> , <i>d</i> , <u>(6,3)</u> , <i>a</i> |  <i>c</i> , <u>(5,4)</u> , <i>d</i> , <u>(6,3)</u> , <i>a</i> , <u>(5,4)</u> , <i>b</i> | --- |  <i>c</i> , <u>(5,4)</u> , <i>d</i> |  |
| from <i>d</i> ... |  <i>d</i> , <u>(6,3)</u> , <i>a</i> |  <i>d</i> , <u>(6,3)</u> , <i>a</i> , <u>(5,4)</u> , <i>b</i> |  <i>d</i> , <u>(6,3)</u> , <i>a</i> , <u>(5,4)</u> , <i>c</i> | --- |  |
| from every other alternative ... |  |  |  |  | --- |

Therefore, the strengths of the strongest paths are:

| | $P_D[*,a]$ | $P_D[*,b]$ | $P_D[*,c]$ | $P_D[*,d]$ |
|------------|------------|------------|------------|------------|
| $P_D[a,*]$ | --- | (5,4) | (5,4) | (5,4) |
| $P_D[b,*]$ | (5,4) | --- | (7,2) | (5,4) |
| $P_D[c,*]$ | (5,4) | (5,4) | --- | (5,4) |
| $P_D[d,*]$ | (6,3) | (5,4) | (5,4) | --- |

We get $O = \{bc, da\}$ and $S = \{b, d\}$.

Suppose, the strongest paths are calculated with the Floyd-Warshall algorithm, as defined in section 2.3.1. Then the following table documents the $C \cdot (C-1) \cdot (C-2) = 24$ steps of the Floyd-Warshall algorithm.

We start with

- $P_D[i,j] := (N[i,j], N[j,i])$ for all $i \in A$ and $j \in A \setminus \{i\}$.
- $pred[i,j] := i$ for all $i \in A$ and $j \in A \setminus \{i\}$.

| | i | j | k | $P_D[j,k]$ | $P_D[j,i]$ | $P_D[i,k]$ | $pred[j,k]$ | $pred[i,k]$ | result |
|----|-----|-----|-----|------------|------------|------------|-------------|-------------|--|
| 1 | a | b | c | (7,2) | (4,5) | (5,4) | b | a | |
| 2 | a | b | d | (5,4) | (4,5) | (3,6) | b | a | |
| 3 | a | c | b | (2,7) | (4,5) | (5,4) | c | a | $P_D[c,b]$ is updated from (2,7) to (4,5); $pred[c,b]$ is updated from c to a . |
| 4 | a | c | d | (5,4) | (4,5) | (3,6) | c | a | |
| 5 | a | d | b | (4,5) | (6,3) | (5,4) | d | a | $P_D[d,b]$ is updated from (4,5) to (5,4); $pred[d,b]$ is updated from d to a . |
| 6 | a | d | c | (4,5) | (6,3) | (5,4) | d | a | $P_D[d,c]$ is updated from (4,5) to (5,4); $pred[d,c]$ is updated from d to a . |
| 7 | b | a | c | (5,4) | (5,4) | (7,2) | a | b | |
| 8 | b | a | d | (3,6) | (5,4) | (5,4) | a | b | $P_D[a,d]$ is updated from (3,6) to (5,4); $pred[a,d]$ is updated from a to b . |
| 9 | b | c | a | (4,5) | (4,5) | (4,5) | c | b | |
| 10 | b | c | d | (5,4) | (4,5) | (5,4) | c | b | |
| 11 | b | d | a | (6,3) | (5,4) | (4,5) | d | b | |
| 12 | b | d | c | (5,4) | (5,4) | (7,2) | a | b | |
| 13 | c | a | b | (5,4) | (5,4) | (4,5) | a | a | |
| 14 | c | a | d | (5,4) | (5,4) | (5,4) | b | c | |
| 15 | c | b | a | (4,5) | (7,2) | (4,5) | b | c | |
| 16 | c | b | d | (5,4) | (7,2) | (5,4) | b | c | |
| 17 | c | d | a | (6,3) | (5,4) | (4,5) | d | c | |
| 18 | c | d | b | (5,4) | (5,4) | (4,5) | a | a | |
| 19 | d | a | b | (5,4) | (5,4) | (5,4) | a | a | |
| 20 | d | a | c | (5,4) | (5,4) | (5,4) | a | a | |
| 21 | d | b | a | (4,5) | (5,4) | (6,3) | b | d | $P_D[b,a]$ is updated from (4,5) to (5,4); $pred[b,a]$ is updated from b to d . |
| 22 | d | b | c | (7,2) | (5,4) | (5,4) | b | a | |
| 23 | d | c | a | (4,5) | (5,4) | (6,3) | c | d | $P_D[c,a]$ is updated from (4,5) to (5,4); $pred[c,a]$ is updated from c to d . |
| 24 | d | c | b | (4,5) | (5,4) | (5,4) | a | a | $P_D[c,b]$ is updated from (4,5) to (5,4). |

3.5. Example 5

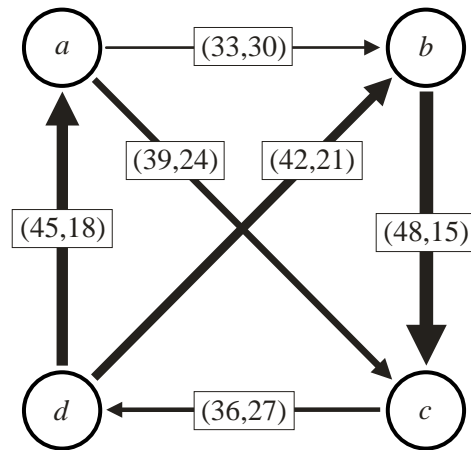
Example 5:

12 voters $a \succ_v b \succ_v c \succ_v d$
6 voters $a \succ_v d \succ_v b \succ_v c$
9 voters $b \succ_v c \succ_v d \succ_v a$
15 voters $c \succ_v d \succ_v a \succ_v b$
21 voters $d \succ_v b \succ_v a \succ_v c$

The pairwise matrix N looks as follows:

| | $N[*,a]$ | $N[*,b]$ | $N[*,c]$ | $N[*,d]$ |
|----------|----------|----------|----------|----------|
| $N[a,*]$ | --- | 33 | 39 | 18 |
| $N[b,*]$ | 30 | --- | 48 | 21 |
| $N[c,*]$ | 24 | 15 | --- | 36 |
| $N[d,*]$ | 45 | 42 | 27 | --- |

The corresponding digraph looks as follows:



The following table lists the strongest paths, as determined by the Floyd-Warshall algorithm, as defined in section 2.3.1. The critical links of the strongest paths are underlined:

| | ... to <i>a</i> | ... to <i>b</i> | ... to <i>c</i> | ... to <i>d</i> | ... to every other alternative |
|----------------------------------|--|--|---|---|---|
| from <i>a</i> ... | --- | <i>a</i> , (39,24), <i>c</i> , <u>(36,27)</u> , <i>d</i> , (42,21), <i>b</i> | <i>a</i> , <u>(39,24)</u> , <i>c</i> | <i>a</i> , (39,24), <i>c</i> , <u>(36,27)</u> , <i>d</i> | <i>a</i> , (39,24), <i>c</i> , <u>(36,27)</u> , <i>d</i> |
| from <i>b</i> ... | <i>b</i> , (48,15), <i>c</i> , <u>(36,27)</u> , <i>d</i> , (45,18), <i>a</i> | --- | <i>b</i> , <u>(48,15)</u> , <i>c</i> | <i>b</i> , (48,15), <i>c</i> , <u>(36,27)</u> , <i>d</i> | <i>b</i> , (48,15), <i>c</i> , <u>(36,27)</u> , <i>d</i> |
| from <i>c</i> ... | <i>c</i> , (36,27), <i>d</i> , (45,18), <i>a</i> | <i>c</i> , (36,27), <i>d</i> , (42,21), <i>b</i> | --- | <i>c</i> , <u>(36,27)</u> , <i>d</i> | <i>c</i> , (36,27), <i>d</i> |
| from <i>d</i> ... | <i>d</i> , (45,18), <i>a</i> | <i>d</i> , <u>(42,21)</u> , <i>b</i> | <i>d</i> , <u>(42,21)</u> , <i>b</i> , (48,15), <i>c</i> | --- | <i>d</i> , (45,18), <i>a</i> |
| from every other alternative ... | <i>d</i> , (45,18), <i>a</i> | <i>d</i> , <u>(42,21)</u> , <i>b</i> | <i>d</i> , <u>(42,21)</u> , <i>b</i> , (48,15), <i>c</i> | --- | <i>d</i> , (45,18), <i>a</i> |

Therefore, the strengths of the strongest paths are:

| | $P_D[*,a]$ | $P_D[*,b]$ | $P_D[*,c]$ | $P_D[*,d]$ |
|------------|------------|------------|------------|------------|
| $P_D[a,*]$ | --- | (36,27) | (39,24) | (36,27) |
| $P_D[b,*]$ | (36,27) | --- | (48,15) | (36,27) |
| $P_D[c,*]$ | (36,27) | (36,27) | --- | (36,27) |
| $P_D[d,*]$ | (45,18) | (42,21) | (42,21) | --- |

We get $O = \{ac, bc, da, db, dc\}$ and $S = \{d\}$.

Suppose, the strongest paths are calculated with the Floyd-Warshall algorithm, as defined in section 2.3.1. Then the following table documents the $C \cdot (C-1) \cdot (C-2) = 24$ steps of the Floyd-Warshall algorithm.

We start with

- $P_D[i,j] := (N[i,j], N[j,i])$ for all $i \in A$ and $j \in A \setminus \{i\}$.
- $pred[i,j] := i$ for all $i \in A$ and $j \in A \setminus \{i\}$.

| | i | j | k | $P_D[j,k]$ | $P_D[j,i]$ | $P_D[i,k]$ | $pred[j,k]$ | $pred[i,k]$ | result |
|----|-----|-----|-----|------------|------------|------------|-------------|-------------|--|
| 1 | a | b | c | (48,15) | (30,33) | (39,24) | b | a | |
| 2 | a | b | d | (21,42) | (30,33) | (18,45) | b | a | |
| 3 | a | c | b | (15,48) | (24,39) | (33,30) | c | a | $P_D[c,b]$ is updated from (15,48) to (24,39); $pred[c,b]$ is updated from c to a . |
| 4 | a | c | d | (36,27) | (24,39) | (18,45) | c | a | |
| 5 | a | d | b | (42,21) | (45,18) | (33,30) | d | a | |
| 6 | a | d | c | (27,36) | (45,18) | (39,24) | d | a | $P_D[d,c]$ is updated from (27,36) to (39,24); $pred[d,c]$ is updated from d to a . |
| 7 | b | a | c | (39,24) | (33,30) | (48,15) | a | b | |
| 8 | b | a | d | (18,45) | (33,30) | (21,42) | a | b | $P_D[a,d]$ is updated from (18,45) to (21,42); $pred[a,d]$ is updated from a to b . |
| 9 | b | c | a | (24,39) | (24,39) | (30,33) | c | b | |
| 10 | b | c | d | (36,27) | (24,39) | (21,42) | c | b | |
| 11 | b | d | a | (45,18) | (42,21) | (30,33) | d | b | |
| 12 | b | d | c | (39,24) | (42,21) | (48,15) | a | b | $P_D[d,c]$ is updated from (39,24) to (42,21); $pred[d,c]$ is updated from a to b . |
| 13 | c | a | b | (33,30) | (39,24) | (24,39) | a | a | |
| 14 | c | a | d | (21,42) | (39,24) | (36,27) | b | c | $P_D[a,d]$ is updated from (21,42) to (36,27); $pred[a,d]$ is updated from b to c . |
| 15 | c | b | a | (30,33) | (48,15) | (24,39) | b | c | |
| 16 | c | b | d | (21,42) | (48,15) | (36,27) | b | c | $P_D[b,d]$ is updated from (21,42) to (36,27); $pred[b,d]$ is updated from b to c . |
| 17 | c | d | a | (45,18) | (42,21) | (24,39) | d | c | |
| 18 | c | d | b | (42,21) | (42,21) | (24,39) | d | a | |
| 19 | d | a | b | (33,30) | (36,27) | (42,21) | a | d | $P_D[a,b]$ is updated from (33,30) to (36,27); $pred[a,b]$ is updated from a to d . |
| 20 | d | a | c | (39,24) | (36,27) | (42,21) | a | b | |
| 21 | d | b | a | (30,33) | (36,27) | (45,18) | b | d | $P_D[b,a]$ is updated from (30,33) to (36,27); $pred[b,a]$ is updated from b to d . |
| 22 | d | b | c | (48,15) | (36,27) | (42,21) | b | b | |
| 23 | d | c | a | (24,39) | (36,27) | (45,18) | c | d | $P_D[c,a]$ is updated from (24,39) to (36,27); $pred[c,a]$ is updated from c to d . |
| 24 | d | c | b | (24,39) | (36,27) | (42,21) | a | d | $P_D[c,b]$ is updated from (24,39) to (36,27); $pred[c,b]$ is updated from a to d . |

3.6. Example 6

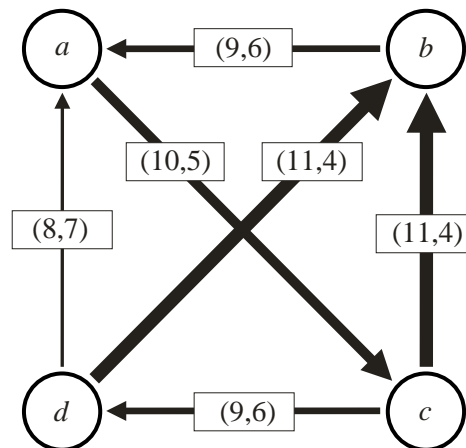
Example 6:

6 voters $a \succ_v c \succ_v d \succ_v b$
 1 voter $b \succ_v a \succ_v d \succ_v c$
 3 voters $c \succ_v b \succ_v d \succ_v a$
 3 voters $d \succ_v b \succ_v a \succ_v c$
 2 voters $d \succ_v c \succ_v b \succ_v a$

The pairwise matrix N looks as follows:

| | $N[*,a]$ | $N[*,b]$ | $N[*,c]$ | $N[*,d]$ |
|----------|----------|----------|----------|----------|
| $N[a,*]$ | --- | 6 | 10 | 7 |
| $N[b,*]$ | 9 | --- | 4 | 4 |
| $N[c,*]$ | 5 | 11 | --- | 9 |
| $N[d,*]$ | 8 | 11 | 6 | --- |

The corresponding digraph looks as follows:



The following table lists the strongest paths, as determined by the Floyd-Warshall algorithm, as defined in section 2.3.1. The critical links of the strongest paths are underlined:

| | ... to <i>a</i> | ... to <i>b</i> | ... to <i>c</i> | ... to <i>d</i> | ... to every other alternative |
|----------------------------------|--|---|---|---|--|
| from <i>a</i> ... | --- | $a, \underline{(10,5)}, c, \underline{(11,4)}, b$ | $a, \underline{(10,5)}, c$ | $a, \underline{(10,5)}, c, \underline{(9,6)}, d$ | $a, \underline{(10,5)}, c, \underline{(11,4)}, b$ |
| from <i>b</i> ... | $b, \underline{(9,6)}, a$ | --- | $b, \underline{(9,6)}, a, \underline{(10,5)}, c$ | $b, \underline{(9,6)}, a, \underline{(10,5)}, c, \underline{(9,6)}, d$ | $b, \underline{(9,6)}, a, \underline{(10,5)}, c, \underline{(9,6)}, d$ |
| from <i>c</i> ... | $c, \underline{(11,4)}, b, \underline{(9,6)}, a$ | $c, \underline{(11,4)}, b$ | --- | $c, \underline{(9,6)}, d$ | $c, \underline{(11,4)}, b, \underline{(9,6)}, a$ |
| from <i>d</i> ... | $d, \underline{(11,4)}, b, \underline{(9,6)}, a$ | $d, \underline{(11,4)}, b$ | $d, \underline{(11,4)}, b, \underline{(9,6)}, a, \underline{(10,5)}, c$ | --- | $d, \underline{(11,4)}, b, \underline{(9,6)}, a$ |
| from every other alternative ... | $d, \underline{(11,4)}, b, \underline{(9,6)}, a$ | $d, \underline{(11,4)}, b$ | $d, \underline{(11,4)}, b, \underline{(9,6)}, a, \underline{(10,5)}, c$ | $d, \underline{(11,4)}, b, \underline{(9,6)}, a, \underline{(10,5)}, c, \underline{(9,6)}, d$ | --- |

Therefore, the strengths of the strongest paths are:

| | $P_D[*,a]$ | $P_D[*,b]$ | $P_D[*,c]$ | $P_D[*,d]$ |
|------------|------------|------------|------------|------------|
| $P_D[a,*]$ | --- | (10,5) | (10,5) | (9,6) |
| $P_D[b,*]$ | (9,6) | --- | (9,6) | (9,6) |
| $P_D[c,*]$ | (9,6) | (11,4) | --- | (9,6) |
| $P_D[d,*]$ | (9,6) | (11,4) | (9,6) | --- |

We get $O = \{ab, ac, cb, db\}$ and $S = \{a, d\}$.

Suppose, the strongest paths are calculated with the Floyd-Warshall algorithm, as defined in section 2.3.1. Then the following table documents the $C \cdot (C-1) \cdot (C-2) = 24$ steps of the Floyd-Warshall algorithm.

We start with

- $P_D[i,j] := (N[i,j], N[j,i])$ for all $i \in A$ and $j \in A \setminus \{i\}$.
- $pred[i,j] := i$ for all $i \in A$ and $j \in A \setminus \{i\}$.

| | i | j | k | $P_D[j,k]$ | $P_D[j,i]$ | $P_D[i,k]$ | $pred[j,k]$ | $pred[i,k]$ | result |
|----|-----|-----|-----|------------|------------|------------|-------------|-------------|---|
| 1 | a | b | c | (4,11) | (9,6) | (10,5) | b | a | $P_D[b,c]$ is updated from (4,11) to (9,6); $pred[b,c]$ is updated from b to a . |
| 2 | a | b | d | (4,11) | (9,6) | (7,8) | b | a | $P_D[b,d]$ is updated from (4,11) to (7,8); $pred[b,d]$ is updated from b to a . |
| 3 | a | c | b | (11,4) | (5,10) | (6,9) | c | a | |
| 4 | a | c | d | (9,6) | (5,10) | (7,8) | c | a | |
| 5 | a | d | b | (11,4) | (8,7) | (6,9) | d | a | |
| 6 | a | d | c | (6,9) | (8,7) | (10,5) | d | a | $P_D[d,c]$ is updated from (6,9) to (8,7); $pred[d,c]$ is updated from d to a . |
| 7 | b | a | c | (10,5) | (6,9) | (9,6) | a | a | |
| 8 | b | a | d | (7,8) | (6,9) | (7,8) | a | a | |
| 9 | b | c | a | (5,10) | (11,4) | (9,6) | c | b | $P_D[c,a]$ is updated from (5,10) to (9,6); $pred[c,a]$ is updated from c to b . |
| 10 | b | c | d | (9,6) | (11,4) | (7,8) | c | a | |
| 11 | b | d | a | (8,7) | (11,4) | (9,6) | d | b | $P_D[d,a]$ is updated from (8,7) to (9,6); $pred[d,a]$ is updated from d to b . |
| 12 | b | d | c | (8,7) | (11,4) | (9,6) | a | a | $P_D[d,c]$ is updated from (8,7) to (9,6). |
| 13 | c | a | b | (6,9) | (10,5) | (11,4) | a | c | $P_D[a,b]$ is updated from (6,9) to (10,5); $pred[a,b]$ is updated from a to c . |
| 14 | c | a | d | (7,8) | (10,5) | (9,6) | a | c | $P_D[a,d]$ is updated from (7,8) to (9,6); $pred[a,d]$ is updated from a to c . |
| 15 | c | b | a | (9,6) | (9,6) | (9,6) | b | b | |
| 16 | c | b | d | (7,8) | (9,6) | (9,6) | a | c | $P_D[b,d]$ is updated from (7,8) to (9,6); $pred[b,d]$ is updated from a to c . |
| 17 | c | d | a | (9,6) | (9,6) | (9,6) | b | b | |
| 18 | c | d | b | (11,4) | (9,6) | (11,4) | d | c | |
| 19 | d | a | b | (10,5) | (9,6) | (11,4) | c | d | |
| 20 | d | a | c | (10,5) | (9,6) | (9,6) | a | a | |
| 21 | d | b | a | (9,6) | (9,6) | (9,6) | b | b | |
| 22 | d | b | c | (9,6) | (9,6) | (9,6) | a | a | |
| 23 | d | c | a | (9,6) | (9,6) | (9,6) | b | b | |
| 24 | d | c | b | (11,4) | (9,6) | (11,4) | c | d | |

3.7. Example 7

The basic idea for the following example has been proposed by Cretney (1998).

3.7.1. Situation #1

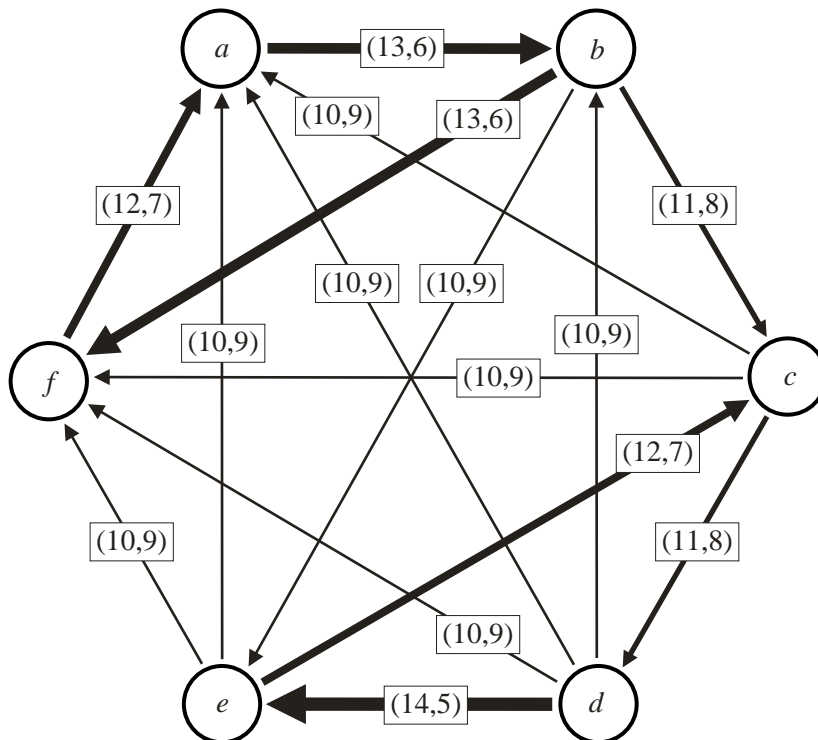
Example 7 (old):

3 voters $a >_v d >_v e >_v b >_v c >_v f$
3 voters $b >_v f >_v e >_v c >_v d >_v a$
4 voters $c >_v a >_v b >_v f >_v d >_v e$
1 voter $d >_v b >_v c >_v e >_v f >_v a$
4 voters $d >_v e >_v f >_v a >_v b >_v c$
2 voters $e >_v c >_v b >_v d >_v f >_v a$
2 voters $f >_v a >_v c >_v d >_v b >_v e$

The pairwise matrix N^{old} looks as follows:

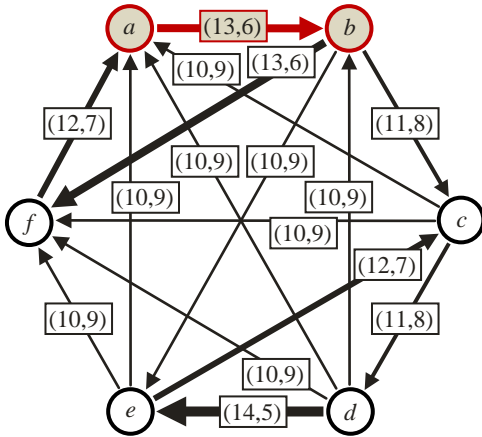
| | $N^{\text{old}}[*,a]$ | $N^{\text{old}}[*,b]$ | $N^{\text{old}}[*,c]$ | $N^{\text{old}}[*,d]$ | $N^{\text{old}}[*,e]$ | $N^{\text{old}}[*,f]$ |
|-----------------------|-----------------------|-----------------------|-----------------------|-----------------------|-----------------------|-----------------------|
| $N^{\text{old}}[a,*]$ | --- | 13 | 9 | 9 | 9 | 7 |
| $N^{\text{old}}[b,*]$ | 6 | --- | 11 | 9 | 10 | 13 |
| $N^{\text{old}}[c,*]$ | 10 | 8 | --- | 11 | 7 | 10 |
| $N^{\text{old}}[d,*]$ | 10 | 10 | 8 | --- | 14 | 10 |
| $N^{\text{old}}[e,*]$ | 10 | 9 | 12 | 5 | --- | 10 |
| $N^{\text{old}}[f,*]$ | 12 | 6 | 9 | 9 | 9 | --- |

The corresponding digraph looks as follows:

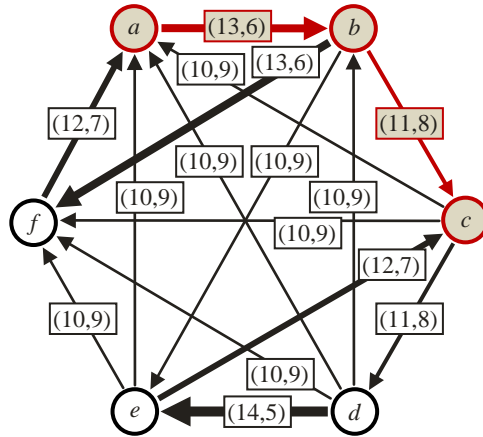


The following table lists the strongest paths, as determined by the Floyd-Warshall algorithm, as defined in section 2.3.1. The critical links of the strongest paths are underlined:

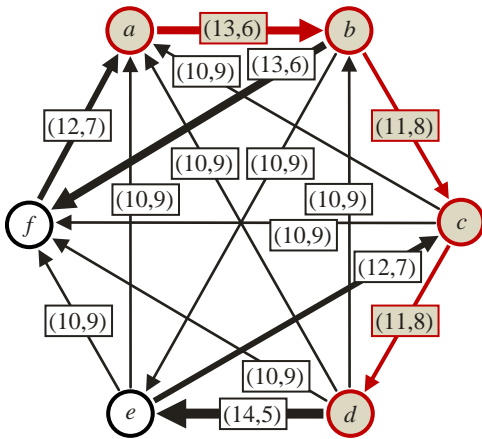
| | ... to <i>a</i> | ... to <i>b</i> | ... to <i>c</i> | ... to <i>d</i> | ... to <i>e</i> | ... to <i>f</i> |
|-------------------|---|---|---|---|---|---|
| from <i>a</i> ... | --- | <i>a</i> , <u>(13,6)</u> , <i>b</i> | <i>a</i> , (13,6), <i>b</i> , <u>(11,8)</u> , <i>c</i> | <i>a</i> , (13,6), <i>b</i> , <u>(11,8)</u> , <i>c</i> , <u>(11,8)</u> , <i>d</i> | <i>a</i> , (13,6), <i>b</i> , <u>(11,8)</u> , <i>c</i> , <u>(11,8)</u> , <i>d</i> , (14,5), <i>e</i> | <i>a</i> , <u>(13,6)</u> , <i>b</i> , <u>(13,6)</u> , <i>f</i> |
| from <i>b</i> ... | <i>b</i> , (13,6), <i>f</i> , <u>(12,7)</u> , <i>a</i> | --- | <i>b</i> , <u>(11,8)</u> , <i>c</i> | <i>b</i> , <u>(11,8)</u> , <i>c</i> , <u>(11,8)</u> , <i>d</i> | <i>b</i> , <u>(11,8)</u> , <i>c</i> , <u>(11,8)</u> , <i>d</i> , (14,5), <i>e</i> | <i>b</i> , <u>(13,6)</u> , <i>f</i> |
| from <i>c</i> ... | <i>c</i> , <u>(10,9)</u> , <i>a</i> | <i>c</i> , <u>(10,9)</u> , <i>a</i> , (13,6), <i>b</i> | --- | <i>c</i> , <u>(11,8)</u> , <i>d</i> | <i>c</i> , <u>(11,8)</u> , <i>d</i> , (14,5), <i>e</i> | <i>c</i> , <u>(10,9)</u> , <i>f</i> |
| from <i>d</i> ... | <i>d</i> , <u>(10,9)</u> , <i>a</i> | <i>d</i> , <u>(10,9)</u> , <i>b</i> | <i>d</i> , (14,5), <i>e</i> , <u>(12,7)</u> , <i>c</i> | --- | <i>d</i> , <u>(14,5)</u> , <i>e</i> | <i>d</i> , <u>(10,9)</u> , <i>f</i> |
| from <i>e</i> ... | <i>e</i> , <u>(10,9)</u> , <i>a</i> | <i>e</i> , <u>(10,9)</u> , <i>a</i> , (13,6), <i>b</i> | <i>e</i> , <u>(12,7)</u> , <i>c</i> | <i>e</i> , (12,7), <i>c</i> , <u>(11,8)</u> , <i>d</i> | --- | <i>e</i> , <u>(10,9)</u> , <i>f</i> |
| from <i>f</i> ... | <i>f</i> , <u>(12,7)</u> , <i>a</i> | <i>f</i> , <u>(12,7)</u> , <i>a</i> , (13,6), <i>b</i> | <i>f</i> , (12,7), <i>a</i> , (13,6), <i>b</i> , <u>(11,8)</u> , <i>c</i> | <i>f</i> , (12,7), <i>a</i> , (13,6), <i>b</i> , <u>(11,8)</u> , <i>c</i> , <u>(11,8)</u> , <i>d</i> | <i>f</i> , (12,7), <i>a</i> , (13,6), <i>b</i> , <u>(11,8)</u> , <i>c</i> , <u>(11,8)</u> , <i>d</i> , (14,5), <i>e</i> | --- |



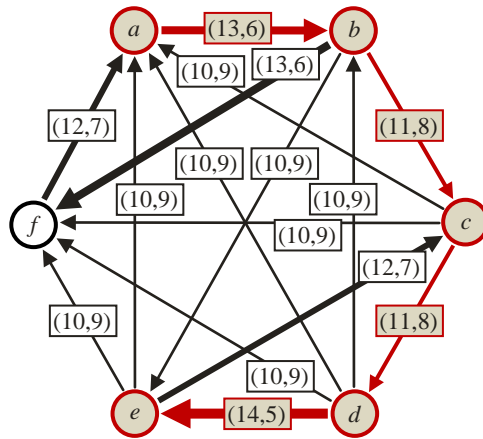
The strongest path from a to b is:
 $a, \underline{(13,6)}, b$



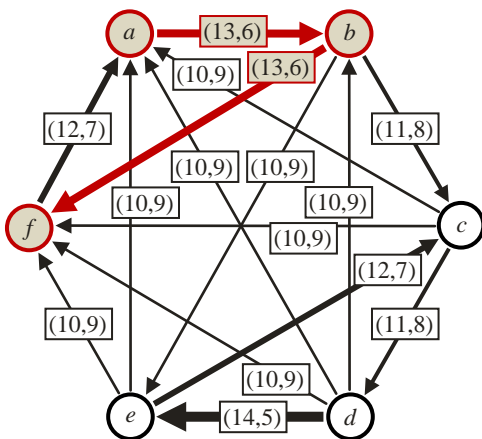
The strongest path from a to c is:
 $a, (13,6), b, \underline{(11,8)}, c$



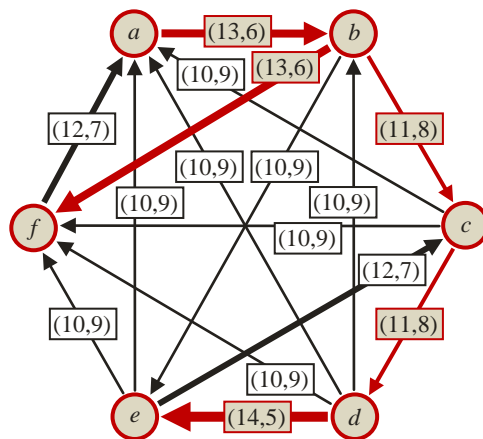
The strongest path from a to d is:
 $a, (13,6), b, \underline{(11,8)}, c, \underline{(11,8)}, d$



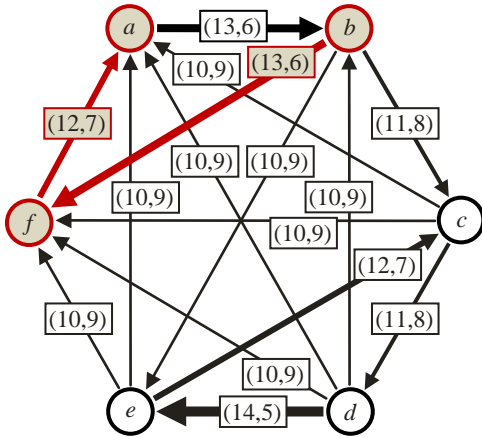
The strongest path from a to e is:
 $a, (13,6), b, \underline{(11,8)}, c, \underline{(11,8)}, d, \underline{(14,5)}, e$



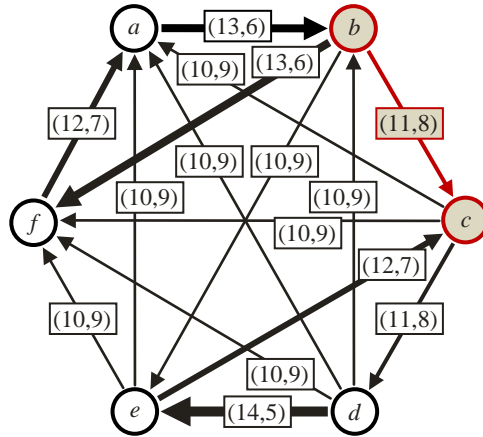
The strongest path from a to f is:
 $a, \underline{(13,6)}, b, \underline{(13,6)}, f$



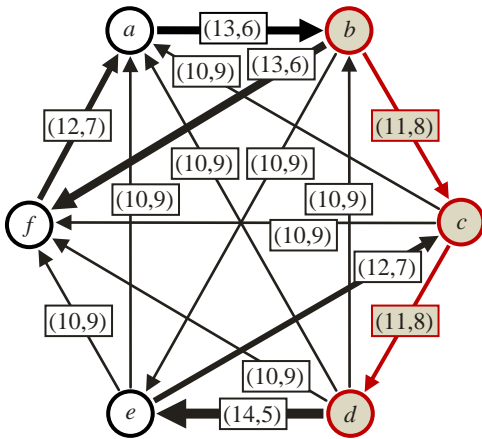
These are the strongest paths from a to every other alternative.



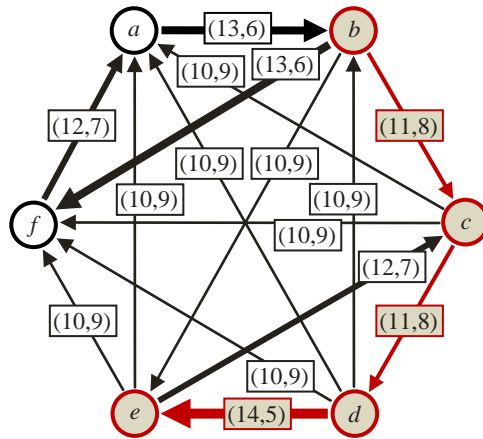
The strongest path from b to a is:
 b , $(13,6)$, f , $(12,7)$, a



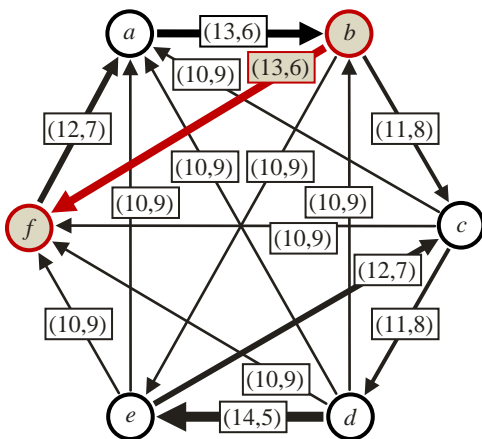
The strongest path from b to c is:
 b , $(11,8)$, c



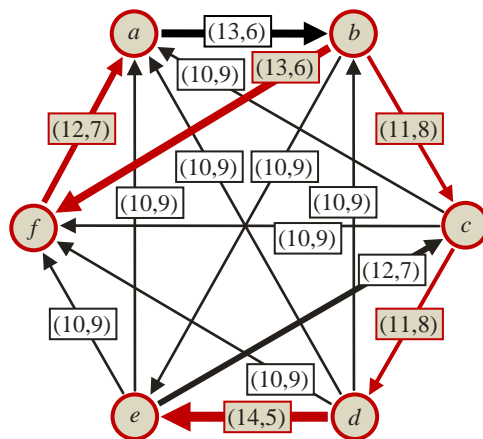
The strongest path from b to d is:
 b , $(11,8)$, c , $(11,8)$, d



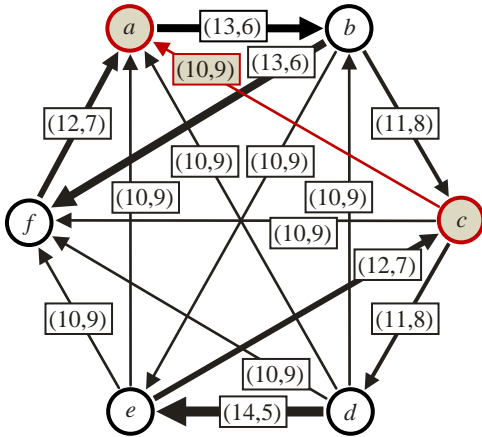
The strongest path from b to e is:
 b , $(11,8)$, c , $(11,8)$, d , $(14,5)$, e



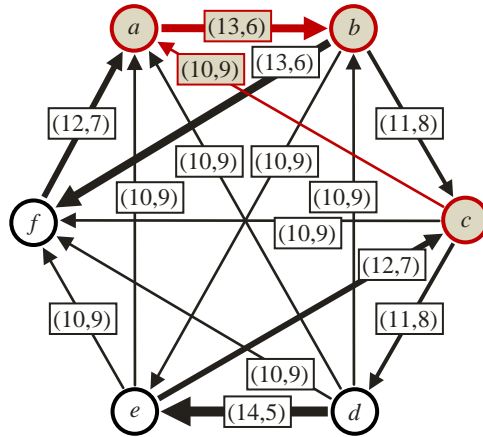
The strongest path from b to f is:
 b , $(13,6)$, f



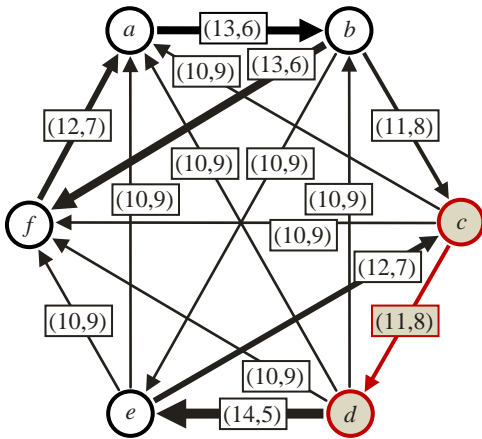
These are the strongest paths
 from b to every other alternative.



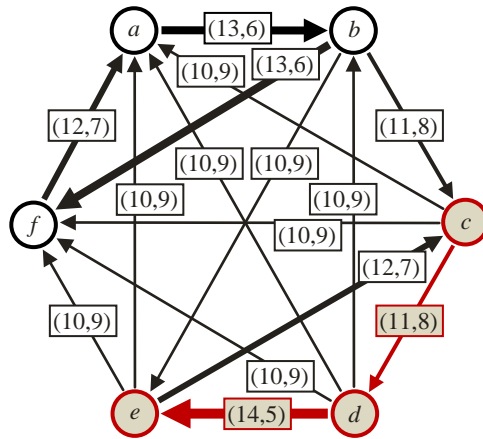
The strongest path from c to a is:
 $c, \underline{(10,9)}, a$



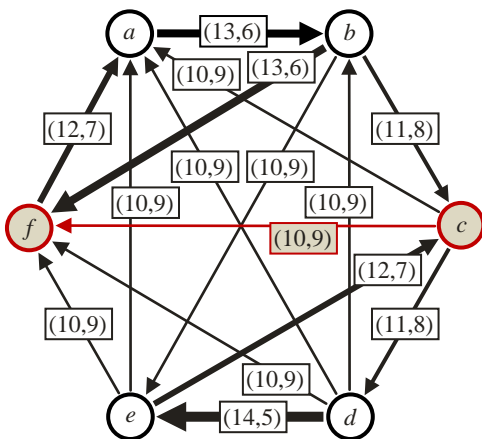
The strongest path from c to b is:
 $c, \underline{(10,9)}, a, (13,6), b$



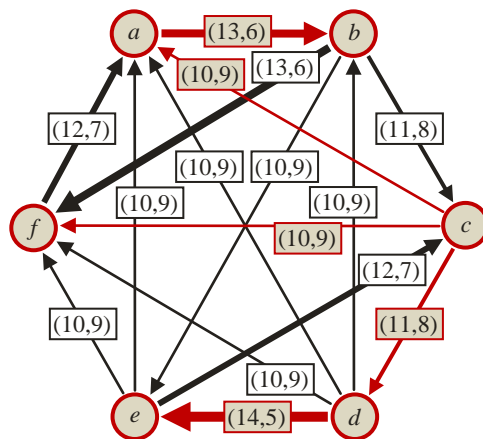
The strongest path from c to d is:
 $c, \underline{(11,8)}, d$



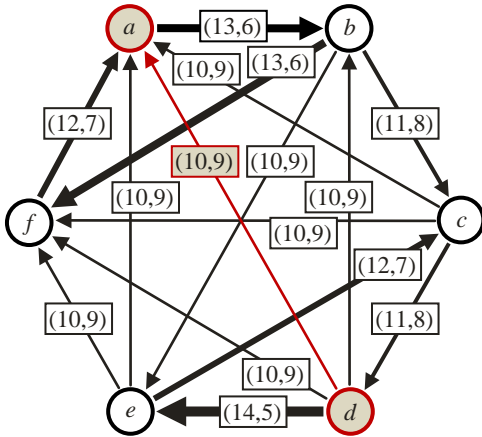
The strongest path from c to e is:
 $c, \underline{(11,8)}, d, (14,5), e$



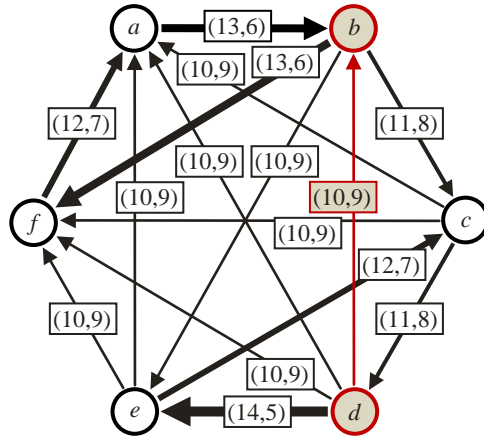
The strongest path from c to f is:
 $c, \underline{(10,9)}, f$



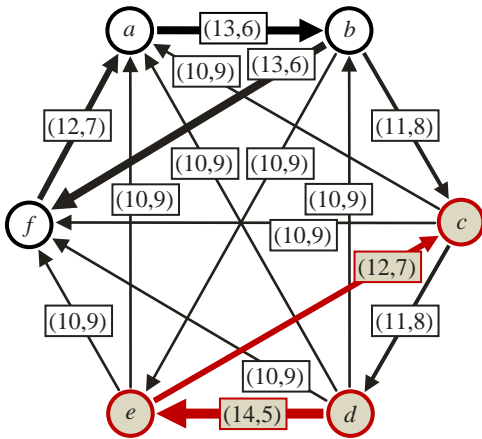
These are the strongest paths
from c to every other alternative.



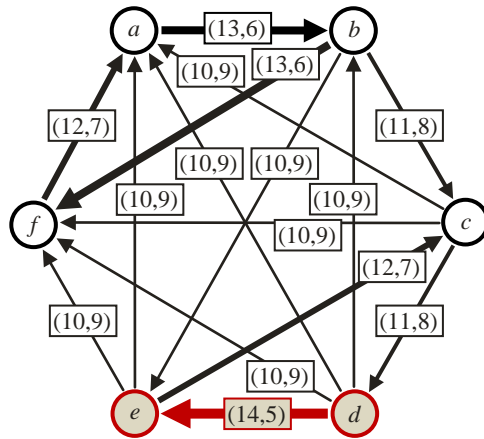
The strongest path from d to a is:
 $d, \underline{(10,9)}, a$



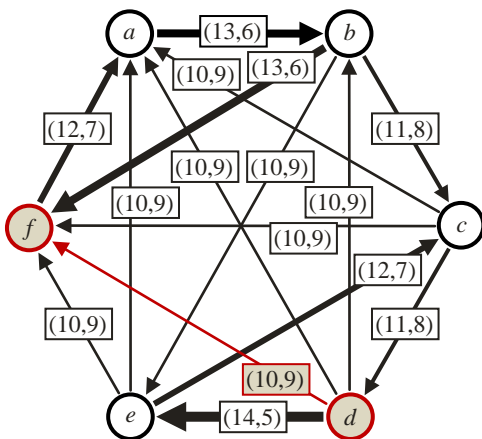
The strongest path from d to b is:
 $d, \underline{(10,9)}, b$



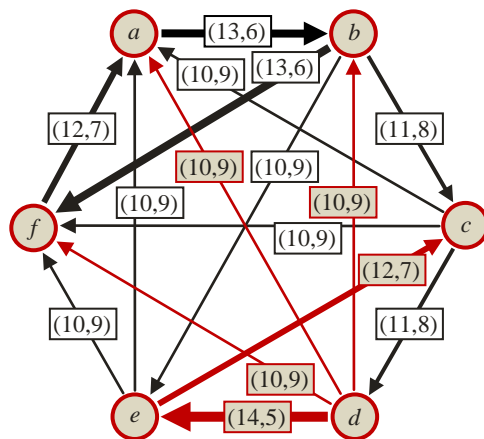
The strongest path from d to c is:
 $d, \underline{(14,5)}, e, \underline{(12,7)}, c$



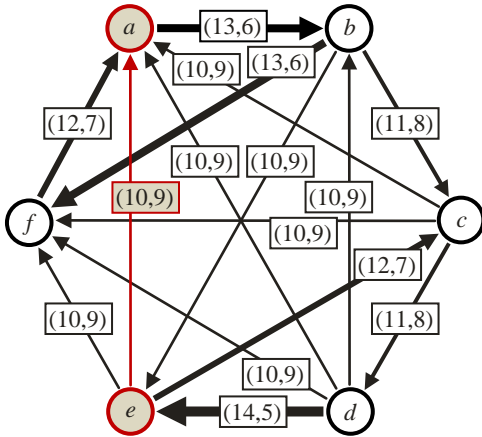
The strongest path from d to e is:
 $d, \underline{(14,5)}, e$



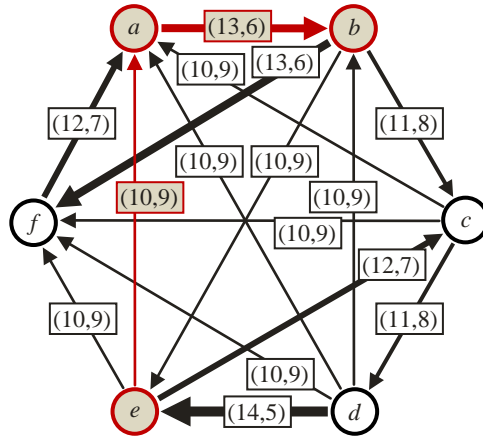
The strongest path from d to f is:
 $d, \underline{(10,9)}, f$



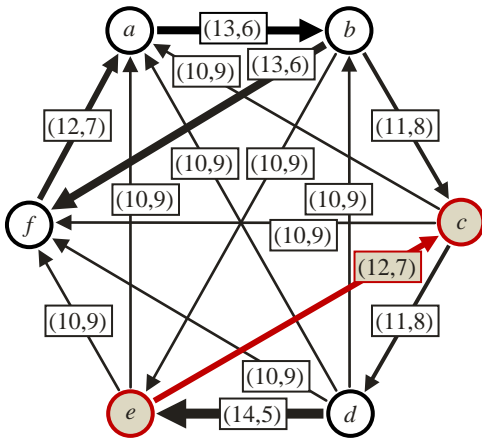
These are the strongest paths from d to every other alternative.



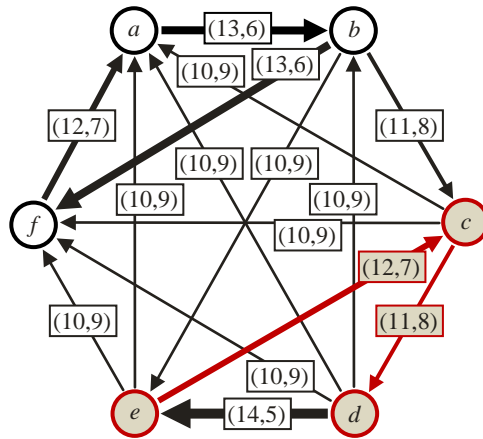
The strongest path from e to a is:
 $e, \underline{(10,9)}, a$



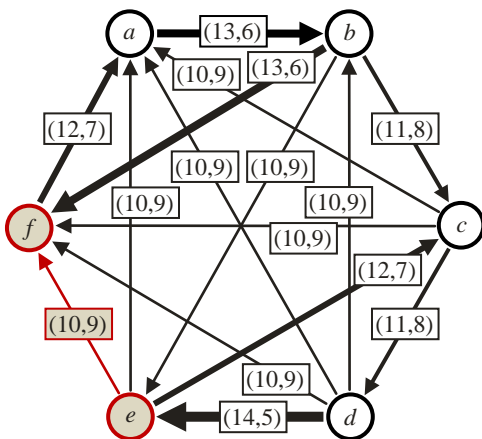
The strongest path from e to b is:
 $e, \underline{(10,9)}, a, (13,6), b$



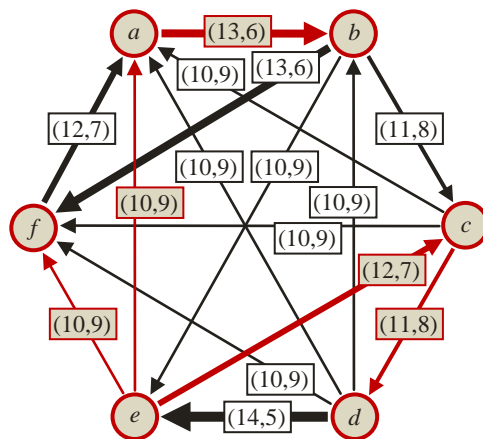
The strongest path from e to c is:
 $e, \underline{(12,7)}, c$



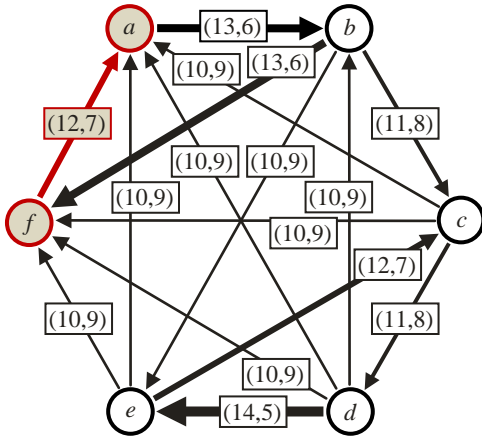
The strongest path from e to d is:
 $e, \underline{(12,7)}, c, \underline{(11,8)}, d$



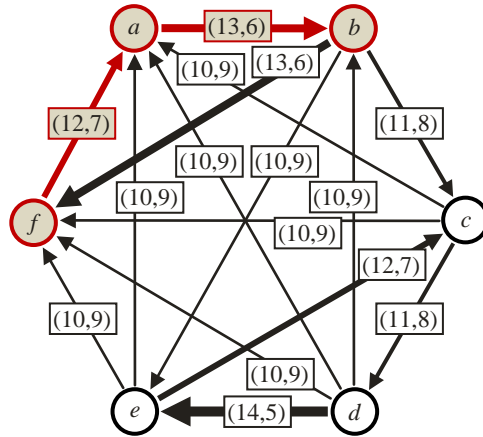
The strongest path from e to f is:
 $e, \underline{(10,9)}, f$



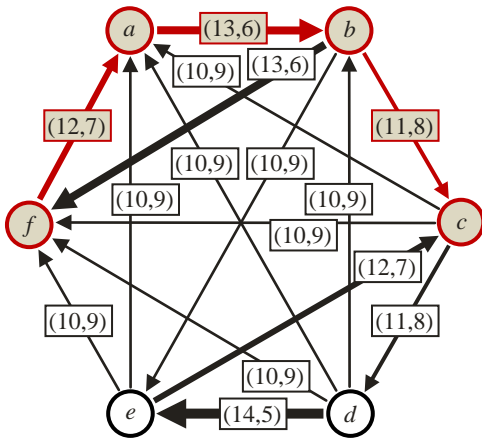
These are the strongest paths
from e to every other alternative.



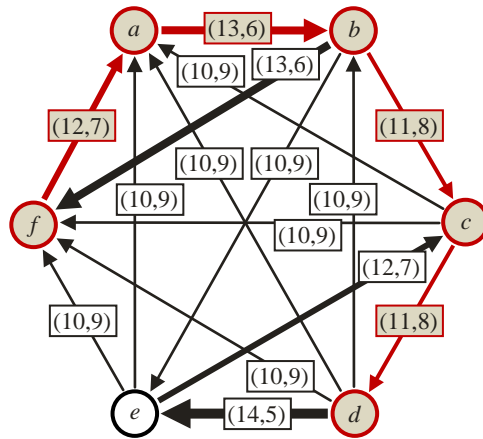
The strongest path from f to a is:
 $f, \underline{(12,7)}, a$



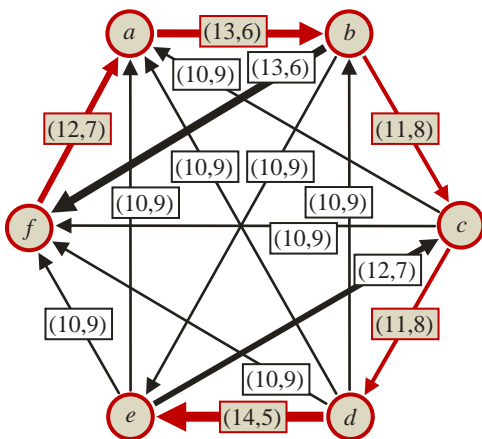
The strongest path from f to b is:
 $f, \underline{(12,7)}, a, (13,6), b$



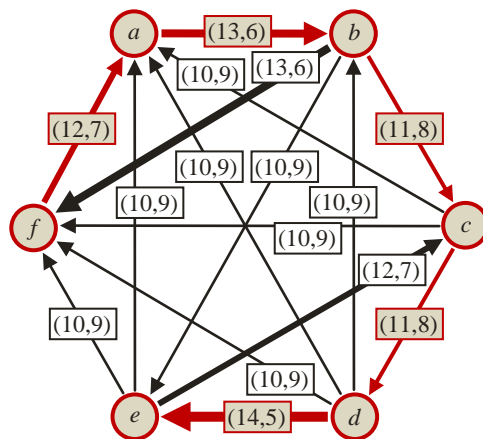
The strongest path from f to c is:
 $f, (12,7), a, (13,6), b, \underline{(11,8)}, c$



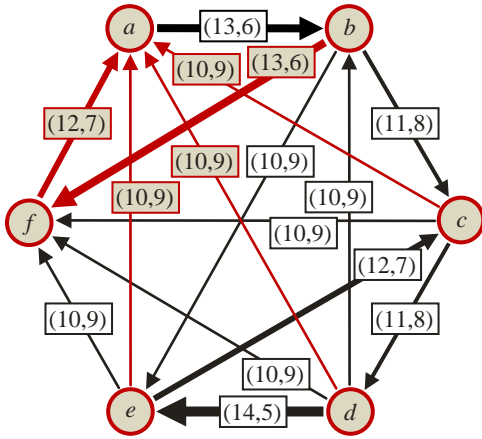
The strongest path from f to d is:
 $f, (12,7), a, (13,6), b, \underline{(11,8)}, c, \underline{(11,8)}, d$



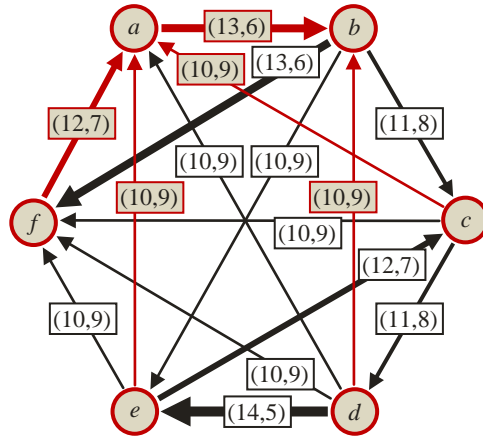
The strongest path from f to e is:
 $f, (12,7), a, (13,6), b, \underline{(11,8)}, c, \underline{(11,8)}, d, (14,5), e$



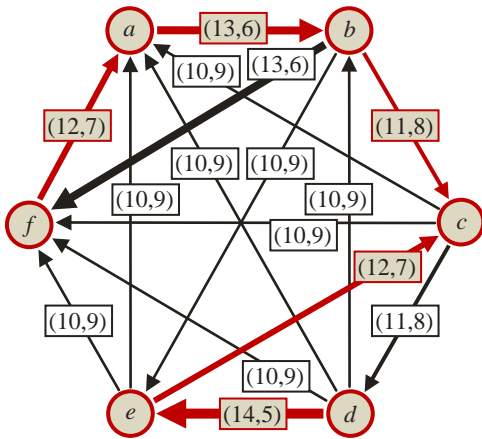
These are the strongest paths from f to every other alternative.



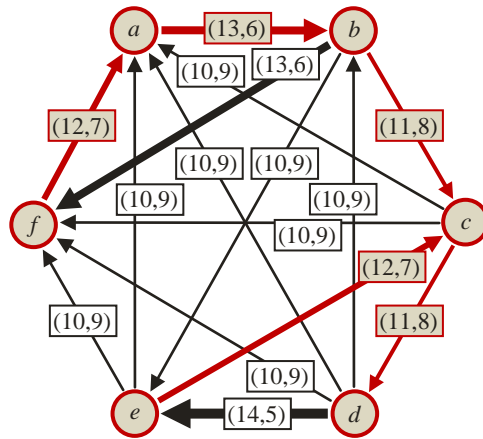
These are the strongest paths from every other alternative to a.



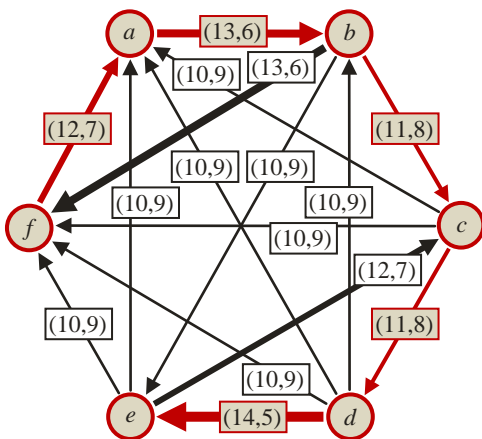
These are the strongest paths from every other alternative to b.



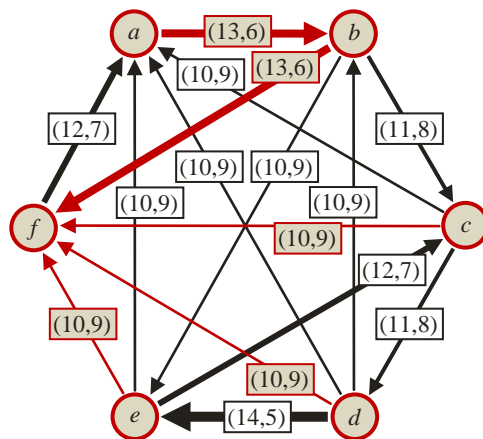
These are the strongest paths from every other alternative to c.



These are the strongest paths from every other alternative to d.



These are the strongest paths from every other alternative to e.



These are the strongest paths from every other alternative to f.

Therefore, the strengths of the strongest paths are:

| | $P_D[*,a]$ | $P_D[*,b]$ | $P_D[*,c]$ | $P_D[*,d]$ | $P_D[*,e]$ | $P_D[*,f]$ |
|------------|------------|------------|------------|------------|------------|------------|
| $P_D[a,*]$ | --- | (13,6) | (11,8) | (11,8) | (11,8) | (13,6) |
| $P_D[b,*]$ | (12,7) | --- | (11,8) | (11,8) | (11,8) | (13,6) |
| $P_D[c,*]$ | (10,9) | (10,9) | --- | (11,8) | (11,8) | (10,9) |
| $P_D[d,*]$ | (10,9) | (10,9) | (12,7) | --- | (14,5) | (10,9) |
| $P_D[e,*]$ | (10,9) | (10,9) | (12,7) | (11,8) | --- | (10,9) |
| $P_D[f,*]$ | (12,7) | (12,7) | (11,8) | (11,8) | (11,8) | --- |

We get $\mathcal{O}^{\text{old}} = \{ab, ac, ad, ae, af, bc, bd, be, bf, dc, de, ec, fc, fd, fe\}$ and $\mathcal{S}^{\text{old}} = \{a\}$.

Suppose, the strongest paths are calculated with the Floyd-Warshall algorithm, as defined in section 2.3.1. Then the following table documents the $C \cdot (C-1) \cdot (C-2) = 120$ steps of the Floyd-Warshall algorithm.

We start with

- $P_D[i,j] := (N[i,j], N[j,i])$ for all $i \in A$ and $j \in A \setminus \{i\}$.
- $\text{pred}[i,j] := i$ for all $i \in A$ and $j \in A \setminus \{i\}$.

| | i | j | k | $P_D[j,k]$ | $P_D[j,i]$ | $P_D[i,k]$ | $pred[j,k]$ | $pred[i,k]$ | result |
|----|-----|-----|-----|------------|------------|------------|-------------|-------------|--|
| 1 | a | b | c | (11,8) | (6,13) | (9,10) | b | a | |
| 2 | a | b | d | (9,10) | (6,13) | (9,10) | b | a | |
| 3 | a | b | e | (10,9) | (6,13) | (9,10) | b | a | |
| 4 | a | b | f | (13,6) | (6,13) | (7,12) | b | a | |
| 5 | a | c | b | (8,11) | (10,9) | (13,6) | c | a | $P_D[c,b]$ is updated from (8,11) to (10,9); $pred[c,b]$ is updated from c to a . |
| 6 | a | c | d | (11,8) | (10,9) | (9,10) | c | a | |
| 7 | a | c | e | (7,12) | (10,9) | (9,10) | c | a | $P_D[c,e]$ is updated from (7,12) to (9,10); $pred[c,e]$ is updated from c to a . |
| 8 | a | c | f | (10,9) | (10,9) | (7,12) | c | a | |
| 9 | a | d | b | (10,9) | (10,9) | (13,6) | d | a | |
| 10 | a | d | c | (8,11) | (10,9) | (9,10) | d | a | $P_D[d,c]$ is updated from (8,11) to (9,10); $pred[d,c]$ is updated from d to a . |
| 11 | a | d | e | (14,5) | (10,9) | (9,10) | d | a | |
| 12 | a | d | f | (10,9) | (10,9) | (7,12) | d | a | |
| 13 | a | e | b | (9,10) | (10,9) | (13,6) | e | a | $P_D[e,b]$ is updated from (9,10) to (10,9); $pred[e,b]$ is updated from e to a . |
| 14 | a | e | c | (12,7) | (10,9) | (9,10) | e | a | |
| 15 | a | e | d | (5,14) | (10,9) | (9,10) | e | a | $P_D[e,d]$ is updated from (5,14) to (9,10); $pred[e,d]$ is updated from e to a . |
| 16 | a | e | f | (10,9) | (10,9) | (7,12) | e | a | |
| 17 | a | f | b | (6,13) | (12,7) | (13,6) | f | a | $P_D[f,b]$ is updated from (6,13) to (12,7); $pred[f,b]$ is updated from f to a . |
| 18 | a | f | c | (9,10) | (12,7) | (9,10) | f | a | |
| 19 | a | f | d | (9,10) | (12,7) | (9,10) | f | a | |
| 20 | a | f | e | (9,10) | (12,7) | (9,10) | f | a | |
| 21 | b | a | c | (9,10) | (13,6) | (11,8) | a | b | $P_D[a,c]$ is updated from (9,10) to (11,8); $pred[a,c]$ is updated from a to b . |
| 22 | b | a | d | (9,10) | (13,6) | (9,10) | a | b | |
| 23 | b | a | e | (9,10) | (13,6) | (10,9) | a | b | $P_D[a,e]$ is updated from (9,10) to (10,9); $pred[a,e]$ is updated from a to b . |
| 24 | b | a | f | (7,12) | (13,6) | (13,6) | a | b | $P_D[a,f]$ is updated from (7,12) to (13,6); $pred[a,f]$ is updated from a to b . |
| 25 | b | c | a | (10,9) | (10,9) | (6,13) | c | b | |
| 26 | b | c | d | (11,8) | (10,9) | (9,10) | c | b | |
| 27 | b | c | e | (9,10) | (10,9) | (10,9) | a | b | $P_D[c,e]$ is updated from (9,10) to (10,9); $pred[c,e]$ is updated from a to b . |
| 28 | b | c | f | (10,9) | (10,9) | (13,6) | c | b | |
| 29 | b | d | a | (10,9) | (10,9) | (6,13) | d | b | |
| 30 | b | d | c | (9,10) | (10,9) | (11,8) | a | b | $P_D[d,c]$ is updated from (9,10) to (10,9); $pred[d,c]$ is updated from a to b . |

| | i | j | k | $P_D[j,k]$ | $P_D[j,i]$ | $P_D[i,k]$ | $pred[j,k]$ | $pred[i,k]$ | result |
|----|-----|-----|-----|------------|------------|------------|-------------|-------------|--|
| 31 | b | d | e | (14,5) | (10,9) | (10,9) | d | b | |
| 32 | b | d | f | (10,9) | (10,9) | (13,6) | d | b | |
| 33 | b | e | a | (10,9) | (10,9) | (6,13) | e | b | |
| 34 | b | e | c | (12,7) | (10,9) | (11,8) | e | b | |
| 35 | b | e | d | (9,10) | (10,9) | (9,10) | a | b | |
| 36 | b | e | f | (10,9) | (10,9) | (13,6) | e | b | |
| 37 | b | f | a | (12,7) | (12,7) | (6,13) | f | b | |
| 38 | b | f | c | (9,10) | (12,7) | (11,8) | f | b | $P_D[f,c]$ is updated from (9,10) to (11,8); $pred[f,c]$ is updated from f to b . |
| 39 | b | f | d | (9,10) | (12,7) | (9,10) | f | b | |
| 40 | b | f | e | (9,10) | (12,7) | (10,9) | f | b | $P_D[f,e]$ is updated from (9,10) to (10,9); $pred[f,e]$ is updated from f to b . |
| 41 | c | a | b | (13,6) | (11,8) | (10,9) | a | a | |
| 42 | c | a | d | (9,10) | (11,8) | (11,8) | a | c | $P_D[a,d]$ is updated from (9,10) to (11,8); $pred[a,d]$ is updated from a to c . |
| 43 | c | a | e | (10,9) | (11,8) | (10,9) | b | b | |
| 44 | c | a | f | (13,6) | (11,8) | (10,9) | b | c | |
| 45 | c | b | a | (6,13) | (11,8) | (10,9) | b | c | $P_D[b,a]$ is updated from (6,13) to (10,9); $pred[b,a]$ is updated from b to c . |
| 46 | c | b | d | (9,10) | (11,8) | (11,8) | b | c | $P_D[b,d]$ is updated from (9,10) to (11,8); $pred[b,d]$ is updated from b to c . |
| 47 | c | b | e | (10,9) | (11,8) | (10,9) | b | b | |
| 48 | c | b | f | (13,6) | (11,8) | (10,9) | b | c | |
| 49 | c | d | a | (10,9) | (10,9) | (10,9) | d | c | |
| 50 | c | d | b | (10,9) | (10,9) | (10,9) | d | a | |
| 51 | c | d | e | (14,5) | (10,9) | (10,9) | d | b | |
| 52 | c | d | f | (10,9) | (10,9) | (10,9) | d | c | |
| 53 | c | e | a | (10,9) | (12,7) | (10,9) | e | c | |
| 54 | c | e | b | (10,9) | (12,7) | (10,9) | a | a | |
| 55 | c | e | d | (9,10) | (12,7) | (11,8) | a | c | $P_D[e,d]$ is updated from (9,10) to (11,8); $pred[e,d]$ is updated from a to c . |
| 56 | c | e | f | (10,9) | (12,7) | (10,9) | e | c | |
| 57 | c | f | a | (12,7) | (11,8) | (10,9) | f | c | |
| 58 | c | f | b | (12,7) | (11,8) | (10,9) | a | a | |
| 59 | c | f | d | (9,10) | (11,8) | (11,8) | f | c | $P_D[f,d]$ is updated from (9,10) to (11,8); $pred[f,d]$ is updated from f to c . |
| 60 | c | f | e | (10,9) | (11,8) | (10,9) | b | b | |

| | i | j | k | $P_D[j,k]$ | $P_D[j,i]$ | $P_D[i,k]$ | $pred[j,k]$ | $pred[i,k]$ | result |
|----|-----|-----|-----|------------|------------|------------|-------------|-------------|--|
| 61 | d | a | b | (13,6) | (11,8) | (10,9) | a | d | |
| 62 | d | a | c | (11,8) | (11,8) | (10,9) | b | b | |
| 63 | d | a | e | (10,9) | (11,8) | (14,5) | b | d | $P_D[a,e]$ is updated from (10,9) to (11,8); $pred[a,e]$ is updated from b to d . |
| 64 | d | a | f | (13,6) | (11,8) | (10,9) | b | d | |
| 65 | d | b | a | (10,9) | (11,8) | (10,9) | c | d | |
| 66 | d | b | c | (11,8) | (11,8) | (10,9) | b | b | |
| 67 | d | b | e | (10,9) | (11,8) | (14,5) | b | d | $P_D[b,e]$ is updated from (10,9) to (11,8); $pred[b,e]$ is updated from b to d . |
| 68 | d | b | f | (13,6) | (11,8) | (10,9) | b | d | |
| 69 | d | c | a | (10,9) | (11,8) | (10,9) | c | d | |
| 70 | d | c | b | (10,9) | (11,8) | (10,9) | a | d | |
| 71 | d | c | e | (10,9) | (11,8) | (14,5) | b | d | $P_D[c,e]$ is updated from (10,9) to (11,8); $pred[c,e]$ is updated from b to d . |
| 72 | d | c | f | (10,9) | (11,8) | (10,9) | c | d | |
| 73 | d | e | a | (10,9) | (11,8) | (10,9) | e | d | |
| 74 | d | e | b | (10,9) | (11,8) | (10,9) | a | d | |
| 75 | d | e | c | (12,7) | (11,8) | (10,9) | e | b | |
| 76 | d | e | f | (10,9) | (11,8) | (10,9) | e | d | |
| 77 | d | f | a | (12,7) | (11,8) | (10,9) | f | d | |
| 78 | d | f | b | (12,7) | (11,8) | (10,9) | a | d | |
| 79 | d | f | c | (11,8) | (11,8) | (10,9) | b | b | |
| 80 | d | f | e | (10,9) | (11,8) | (14,5) | b | d | $P_D[f,e]$ is updated from (10,9) to (11,8); $pred[f,e]$ is updated from b to d . |
| 81 | e | a | b | (13,6) | (11,8) | (10,9) | a | a | |
| 82 | e | a | c | (11,8) | (11,8) | (12,7) | b | e | |
| 83 | e | a | d | (11,8) | (11,8) | (11,8) | c | c | |
| 84 | e | a | f | (13,6) | (11,8) | (10,9) | b | e | |
| 85 | e | b | a | (10,9) | (11,8) | (10,9) | c | e | |
| 86 | e | b | c | (11,8) | (11,8) | (12,7) | b | e | |
| 87 | e | b | d | (11,8) | (11,8) | (11,8) | c | c | |
| 88 | e | b | f | (13,6) | (11,8) | (10,9) | b | e | |
| 89 | e | c | a | (10,9) | (11,8) | (10,9) | c | e | |
| 90 | e | c | b | (10,9) | (11,8) | (10,9) | a | a | |

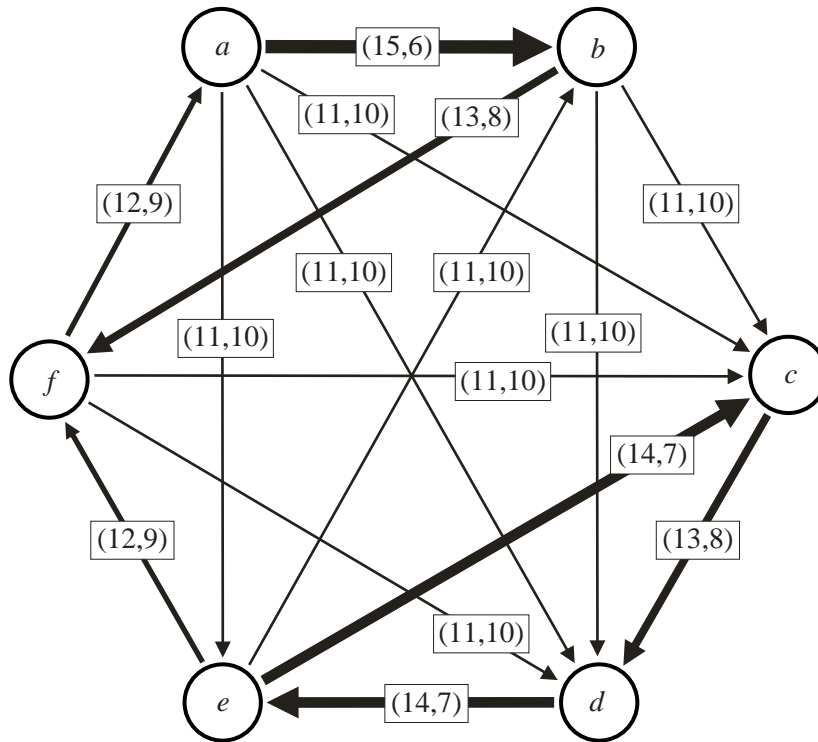
| | i | j | k | $P_D[j,k]$ | $P_D[j,i]$ | $P_D[i,k]$ | $pred[j,k]$ | $pred[i,k]$ | result |
|-----|-----|-----|-----|------------|------------|------------|-------------|-------------|--|
| 91 | e | c | d | (11,8) | (11,8) | (11,8) | c | c | |
| 92 | e | c | f | (10,9) | (11,8) | (10,9) | c | e | |
| 93 | e | d | a | (10,9) | (14,5) | (10,9) | d | e | |
| 94 | e | d | b | (10,9) | (14,5) | (10,9) | d | a | |
| 95 | e | d | c | (10,9) | (14,5) | (12,7) | b | e | $P_D[d,c]$ is updated from (10,9) to (12,7); $pred[d,c]$ is updated from b to e . |
| 96 | e | d | f | (10,9) | (14,5) | (10,9) | d | e | |
| 97 | e | f | a | (12,7) | (11,8) | (10,9) | f | e | |
| 98 | e | f | b | (12,7) | (11,8) | (10,9) | a | a | |
| 99 | e | f | c | (11,8) | (11,8) | (12,7) | b | e | |
| 100 | e | f | d | (11,8) | (11,8) | (11,8) | c | c | |
| 101 | f | a | b | (13,6) | (13,6) | (12,7) | a | a | |
| 102 | f | a | c | (11,8) | (13,6) | (11,8) | b | b | |
| 103 | f | a | d | (11,8) | (13,6) | (11,8) | c | c | |
| 104 | f | a | e | (11,8) | (13,6) | (11,8) | d | d | |
| 105 | f | b | a | (10,9) | (13,6) | (12,7) | c | f | $P_D[b,a]$ is updated from (10,9) to (12,7); $pred[b,a]$ is updated from c to f . |
| 106 | f | b | c | (11,8) | (13,6) | (11,8) | b | b | |
| 107 | f | b | d | (11,8) | (13,6) | (11,8) | c | c | |
| 108 | f | b | e | (11,8) | (13,6) | (11,8) | d | d | |
| 109 | f | c | a | (10,9) | (10,9) | (12,7) | c | f | |
| 110 | f | c | b | (10,9) | (10,9) | (12,7) | a | a | |
| 111 | f | c | d | (11,8) | (10,9) | (11,8) | c | c | |
| 112 | f | c | e | (11,8) | (10,9) | (11,8) | d | d | |
| 113 | f | d | a | (10,9) | (10,9) | (12,7) | d | f | |
| 114 | f | d | b | (10,9) | (10,9) | (12,7) | d | a | |
| 115 | f | d | c | (12,7) | (10,9) | (11,8) | e | b | |
| 116 | f | d | e | (14,5) | (10,9) | (11,8) | d | d | |
| 117 | f | e | a | (10,9) | (10,9) | (12,7) | e | f | |
| 118 | f | e | b | (10,9) | (10,9) | (12,7) | a | a | |
| 119 | f | e | c | (12,7) | (10,9) | (11,8) | e | b | |
| 120 | f | e | d | (11,8) | (10,9) | (11,8) | c | c | |

3.7.2. Situation #2

When 2 $a \succ_v e \succ_v f \succ_v c \succ_v b \succ_v d$ ballots are added, then the pairwise matrix N^{new} looks as follows:

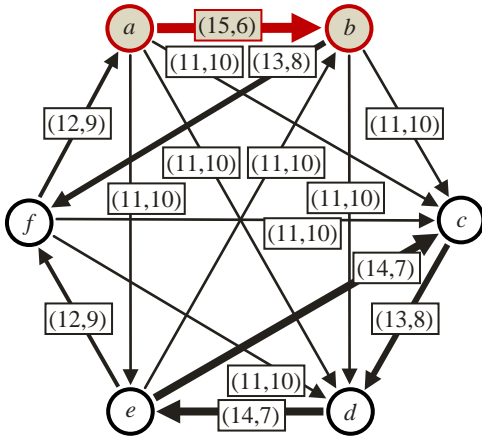
| | $N^{\text{new}}[*,a]$ | $N^{\text{new}}[*,b]$ | $N^{\text{new}}[*,c]$ | $N^{\text{new}}[*,d]$ | $N^{\text{new}}[*,e]$ | $N^{\text{new}}[*,f]$ |
|-----------------------|-----------------------|-----------------------|-----------------------|-----------------------|-----------------------|-----------------------|
| $N^{\text{new}}[a,*]$ | --- | 15 | 11 | 11 | 11 | 9 |
| $N^{\text{new}}[b,*]$ | 6 | --- | 11 | 11 | 10 | 13 |
| $N^{\text{new}}[c,*]$ | 10 | 10 | --- | 13 | 7 | 10 |
| $N^{\text{new}}[d,*]$ | 10 | 10 | 8 | --- | 14 | 10 |
| $N^{\text{new}}[e,*]$ | 10 | 11 | 14 | 7 | --- | 12 |
| $N^{\text{new}}[f,*]$ | 12 | 8 | 11 | 11 | 9 | --- |

The corresponding digraph looks as follows:

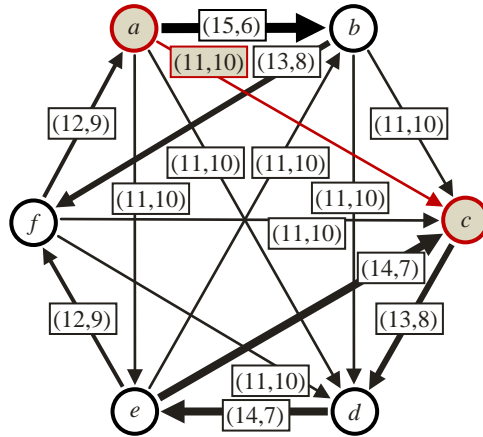


The following table lists the strongest paths, as determined by the Floyd-Warshall algorithm, as defined in section 2.3.1. The critical links of the strongest paths are underlined:

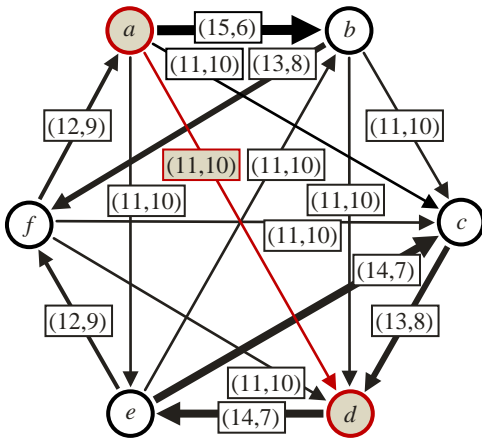
| | ... to <i>a</i> | ... to <i>b</i> | ... to <i>c</i> | ... to <i>d</i> | ... to <i>e</i> | ... to <i>f</i> |
|-------------------|--|---|--|--|---|---|
| from <i>a</i> ... | --- | <i>a</i> , <u>(15,6)</u> , <i>b</i> | <i>a</i> , <u>(11,10)</u> , <i>c</i> | <i>a</i> , <u>(11,10)</u> , <i>d</i> | <i>a</i> , <u>(11,10)</u> , <i>e</i> | <i>a</i> , (15,6), <i>b</i> , <u>(13,8)</u> , <i>f</i> |
| from <i>b</i> ... | <i>b</i> , (13,8), <i>f</i> , <u>(12,9)</u> , <i>a</i> | --- | <i>b</i> , <u>(11,10)</u> , <i>c</i> | <i>b</i> , <u>(11,10)</u> , <i>d</i> | <i>b</i> , <u>(11,10)</u> , <i>d</i> , (14,7), <i>e</i> | <i>b</i> , <u>(13,8)</u> , <i>f</i> |
| from <i>c</i> ... | <i>c</i> , (13,8), <i>d</i> , (14,7), <i>e</i> , <u>(12,9)</u> , <i>f</i> , <u>(12,9)</u> , <i>a</i> | <i>c</i> , (13,8), <i>d</i> , (14,7), <i>e</i> , <u>(12,9)</u> , <i>f</i> , <u>(12,9)</u> , <i>a</i> , (15,6), <i>b</i> | --- | <i>c</i> , <u>(13,8)</u> , <i>d</i> | <i>c</i> , <u>(13,8)</u> , <i>d</i> , (14,7), <i>e</i> | <i>c</i> , (13,8), <i>d</i> , (14,7), <i>e</i> , <u>(12,9)</u> , <i>f</i> |
| from <i>d</i> ... | <i>d</i> , (14,7), <i>e</i> , <u>(12,9)</u> , <i>f</i> , <u>(12,9)</u> , <i>a</i> | <i>d</i> , (14,7), <i>e</i> , <u>(12,9)</u> , <i>f</i> , <u>(12,9)</u> , <i>a</i> , (15,6), <i>b</i> | <i>d</i> , <u>(14,7)</u> , <i>e</i> , <u>(14,7)</u> , <i>c</i> | --- | <i>d</i> , <u>(14,7)</u> , <i>e</i> | <i>d</i> , (14,7), <i>e</i> , <u>(12,9)</u> , <i>f</i> |
| from <i>e</i> ... | <i>e</i> , <u>(12,9)</u> , <i>f</i> , <u>(12,9)</u> , <i>a</i> | <i>e</i> , <u>(12,9)</u> , <i>f</i> , <u>(12,9)</u> , <i>a</i> , (15,6), <i>b</i> | <i>e</i> , <u>(14,7)</u> , <i>c</i> | <i>e</i> , (14,7), <i>c</i> , <u>(13,8)</u> , <i>d</i> | --- | <i>e</i> , <u>(12,9)</u> , <i>f</i> |
| from <i>f</i> ... | <i>f</i> , <u>(12,9)</u> , <i>a</i> | <i>f</i> , <u>(12,9)</u> , <i>a</i> , (15,6), <i>b</i> | <i>f</i> , <u>(11,10)</u> , <i>c</i> | <i>f</i> , <u>(11,10)</u> , <i>d</i> | <i>f</i> , (12,9), <i>a</i> , <u>(11,10)</u> , <i>e</i> | --- |



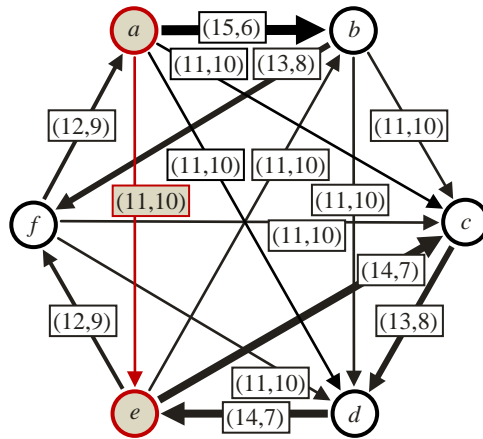
The strongest path from a to b is:
 $a, \underline{(15,6)}, b$



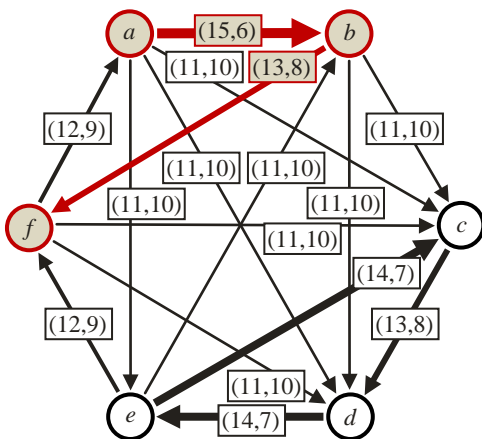
The strongest path from a to c is:
 $a, \underline{(11,10)}, c$



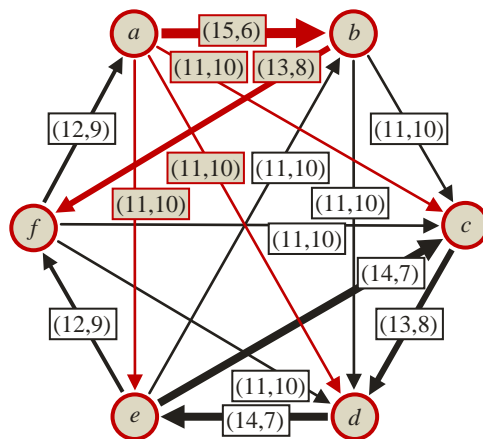
The strongest path from a to d is:
 $a, \underline{(11,10)}, d$



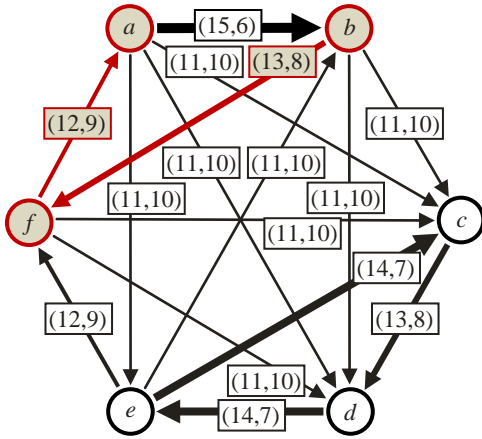
The strongest path from a to e is:
 $a, \underline{(11,10)}, e$



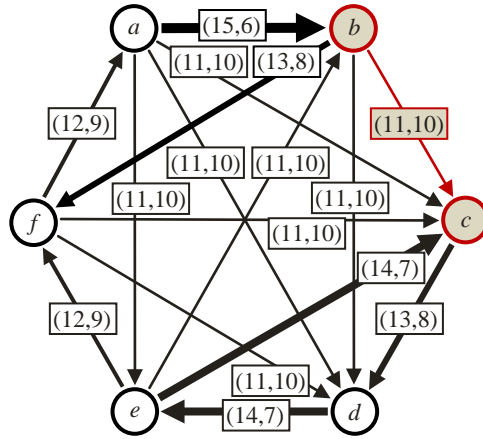
The strongest path from a to f is:
 $a, \underline{(15,6)}, b, \underline{(13,8)}, f$



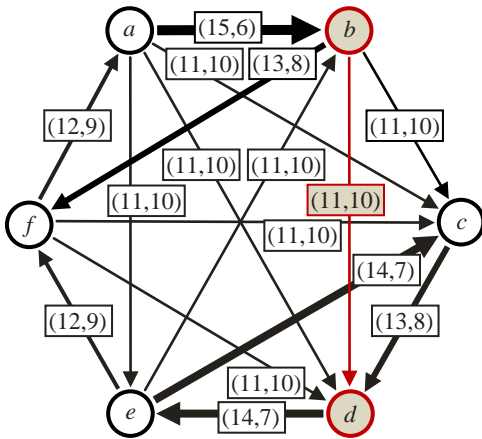
These are the strongest paths from a to every other alternative.



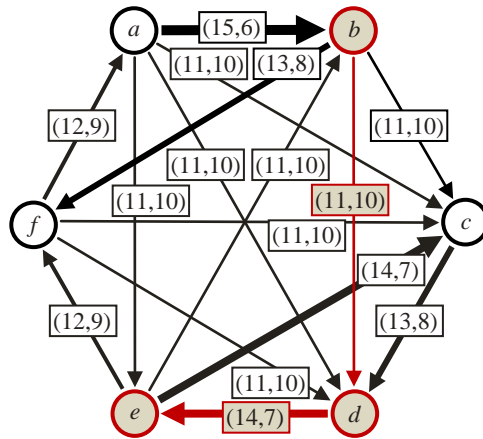
The strongest path from b to a is:
 $b, \underline{(13,8)}, f, \underline{(12,9)}, a$



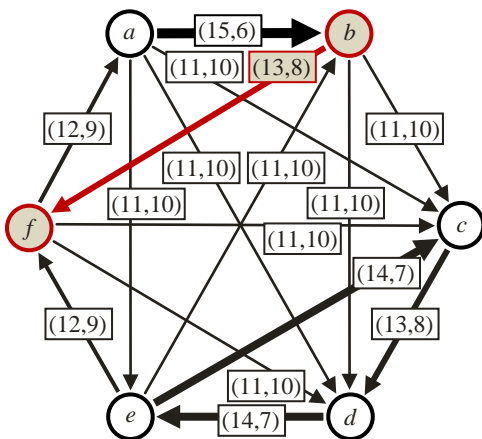
The strongest path from b to c is:
 $b, \underline{(11,10)}, c$



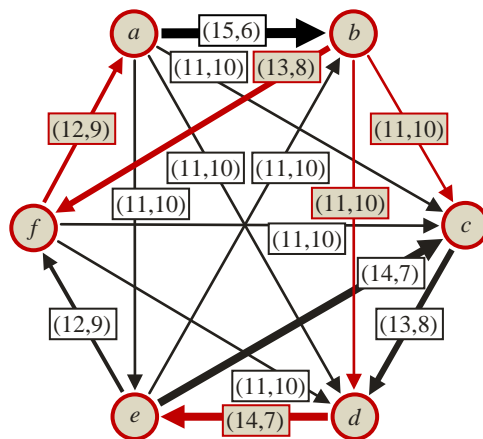
The strongest path from b to d is:
 $b, \underline{(11,10)}, d$



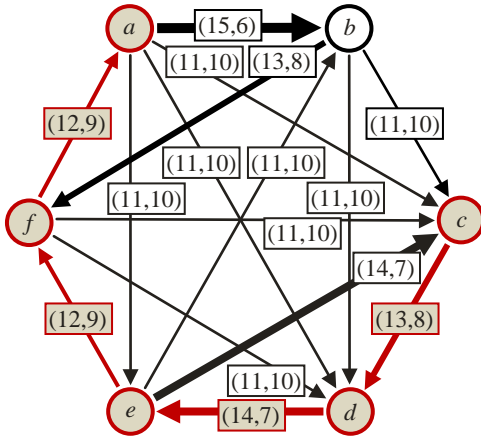
The strongest path from b to e is:
 $b, \underline{(11,10)}, d, \underline{(14,7)}, e$



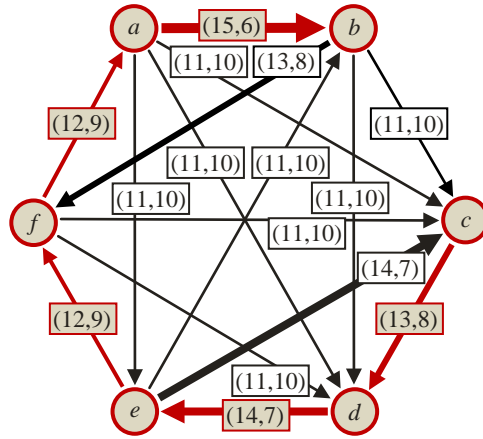
The strongest path from b to f is:
 $b, \underline{(13,8)}, f$



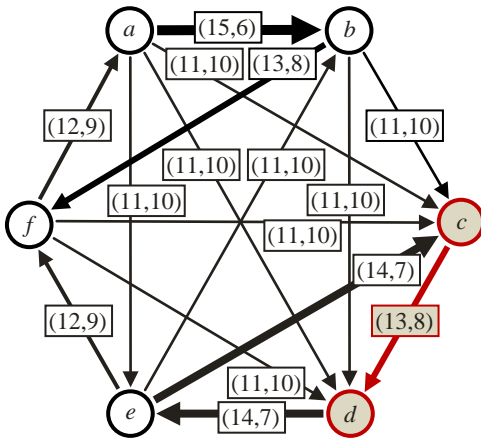
These are the strongest paths
from b to every other alternative.



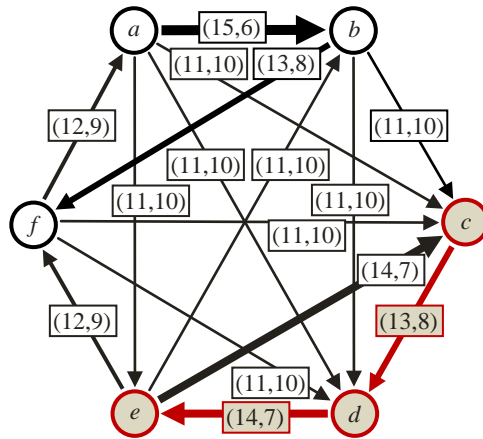
The strongest path from c to a is:
 $c, (13,8), d, (14,7), e, (12,9), f, (12,9), a$



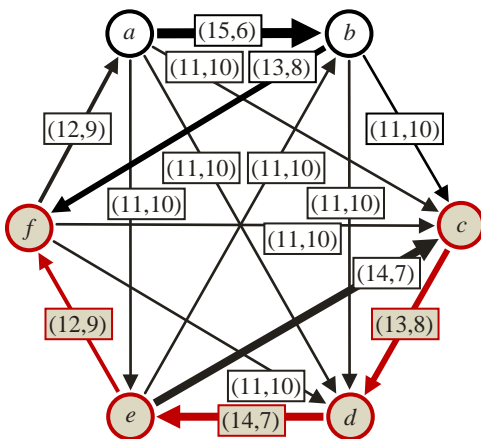
The strongest path from c to b is:
 $c, (13,8), d, (14,7), e, (12,9), f, (12,9), a, (15,6), b$



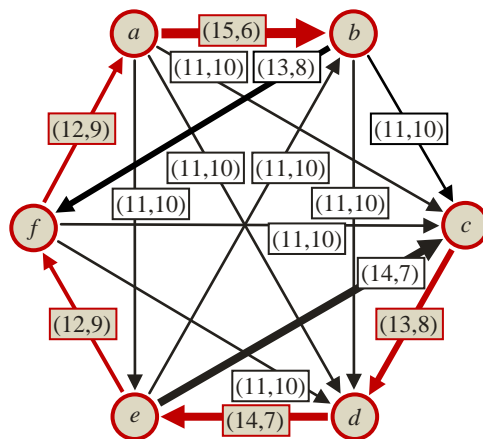
The strongest path from c to d is:
 $c, (13,8), d$



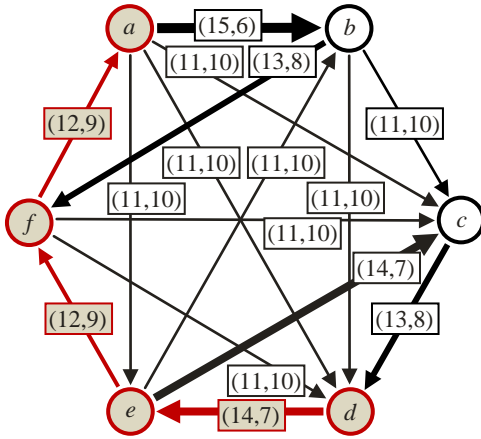
The strongest path from c to e is:
 $c, (13,8), d, (14,7), e$



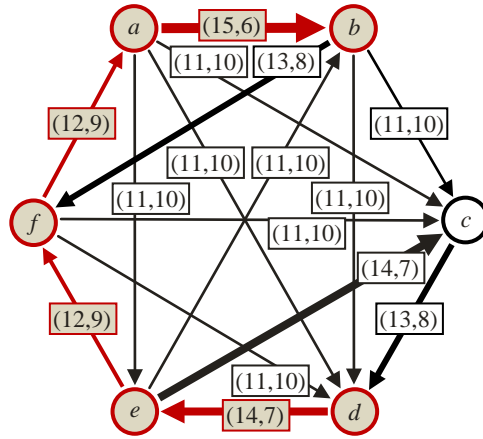
The strongest path from c to f is:
 $c, (13,8), d, (14,7), e, (12,9), f$



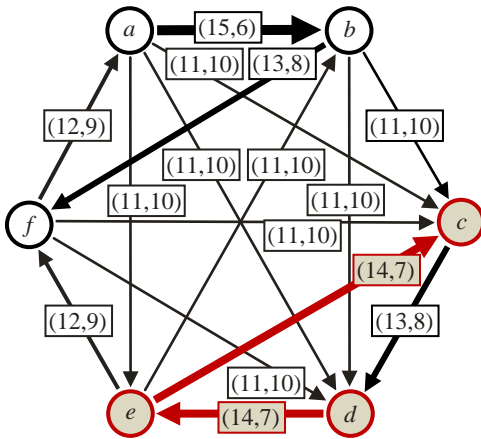
These are the strongest paths
 from c to every other alternative.



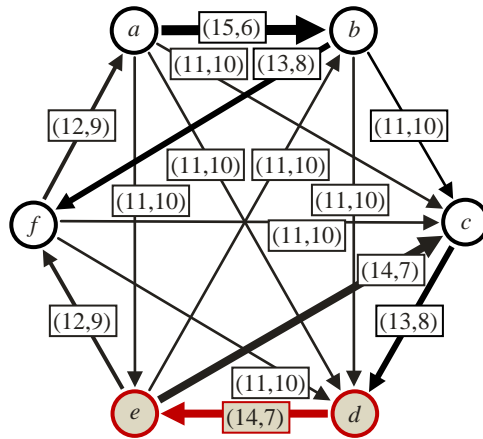
The strongest path from d to a is:
 $d, (14,7), e, (12,9), f, (12,9), a$



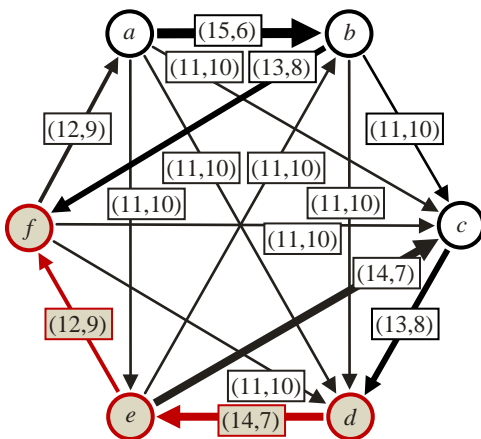
The strongest path from d to b is:
 $d, (14,7), e, (12,9), f, (12,9), a, (15,6), b$



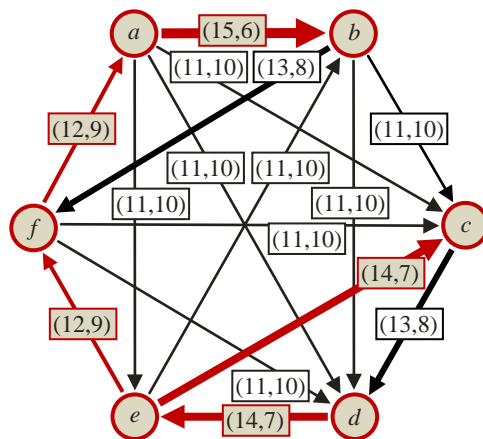
The strongest path from d to c is:
 $d, (14,7), e, (14,7), c$



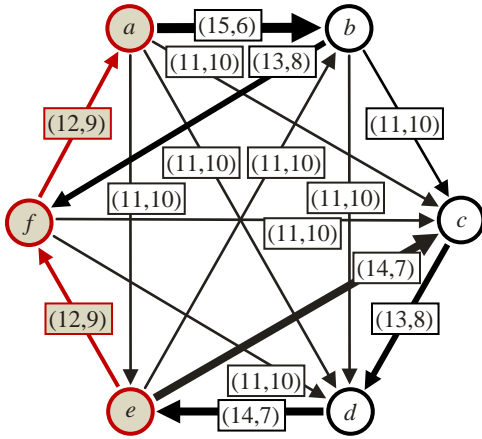
The strongest path from d to e is:
 $d, (14,7), e$



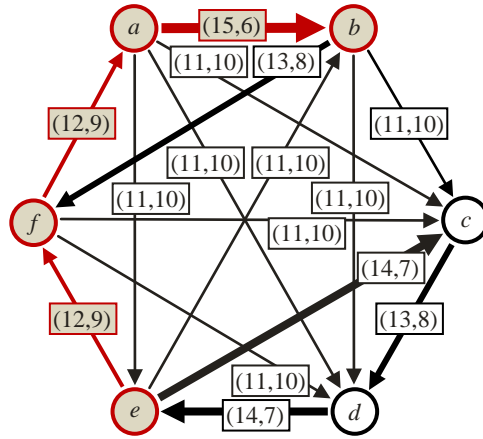
The strongest path from d to f is:
 $d, (14,7), e, (12,9), f$



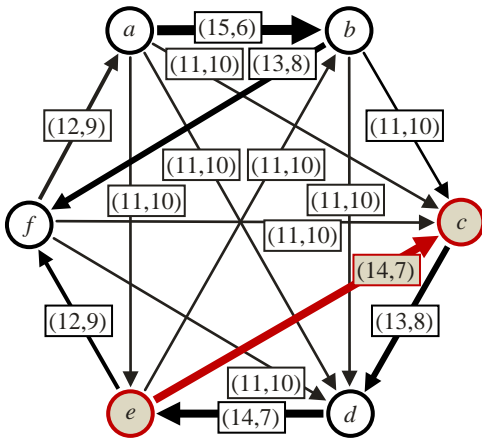
These are the strongest paths
 from d to every other alternative.



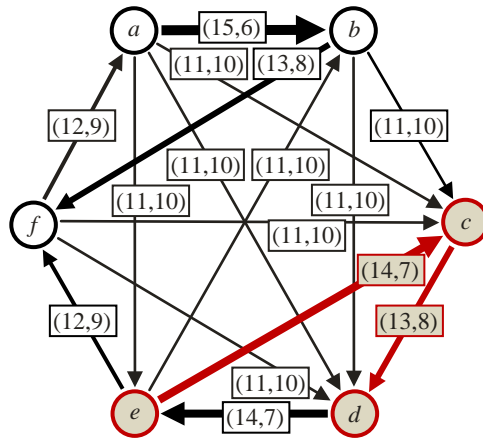
The strongest path from e to a is:
 $e, \underline{(12,9)}, f, \underline{(12,9)}, a$



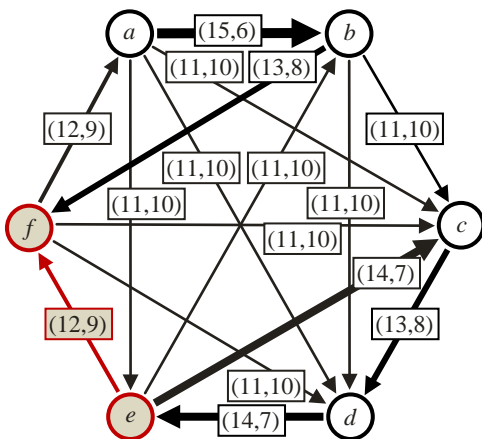
The strongest path from e to b is:
 $e, \underline{(12,9)}, f, \underline{(12,9)}, a, \underline{(15,6)}, b$



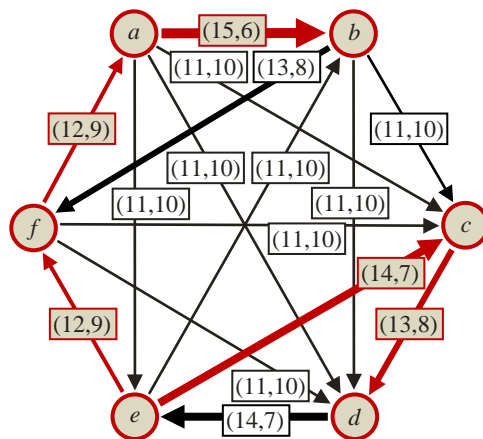
The strongest path from e to c is:
 $e, \underline{(14,7)}, c$



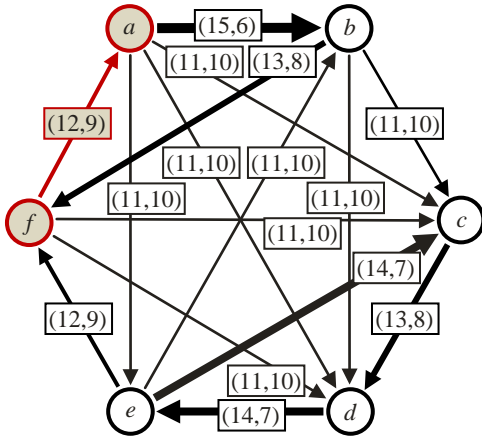
The strongest path from e to d is:
 $e, \underline{(14,7)}, c, \underline{(13,8)}, d$



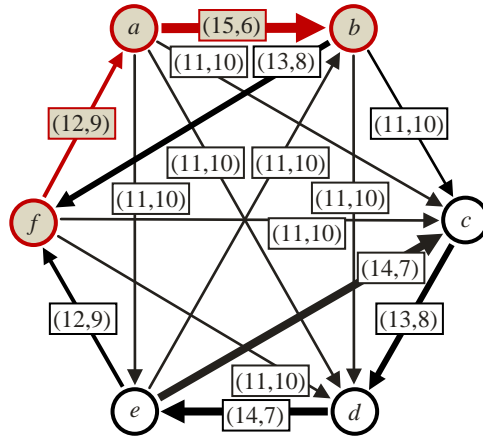
The strongest path from e to f is:
 $e, \underline{(12,9)}, f$



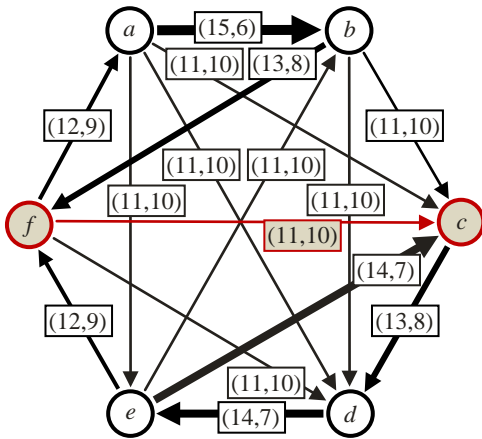
These are the strongest paths
 from e to every other alternative.



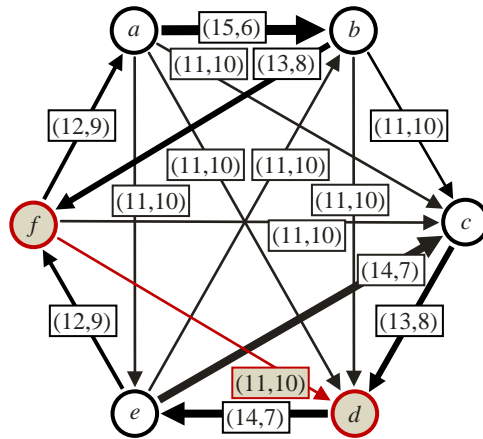
The strongest path from f to a is:
 $f, \underline{(12,9)}, a$



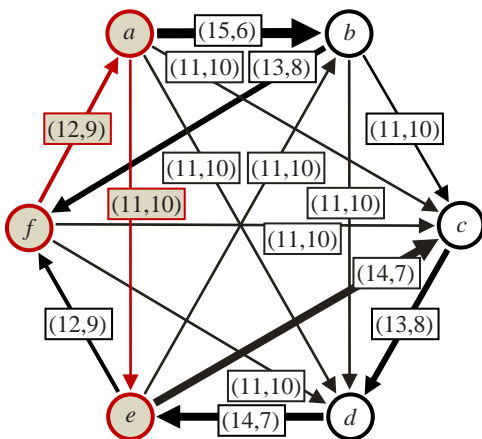
The strongest path from f to b is:
 $f, \underline{(12,9)}, a, \underline{(15,6)}, b$



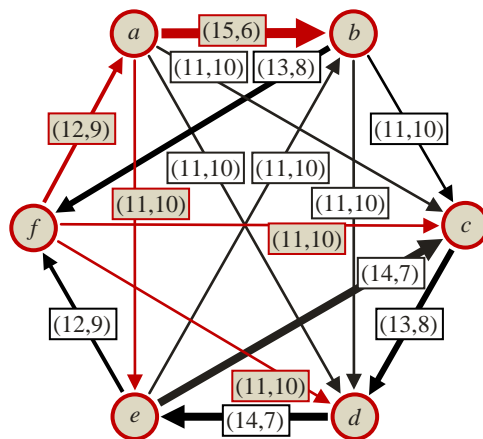
The strongest path from f to c is:
 $f, \underline{(11,10)}, c$



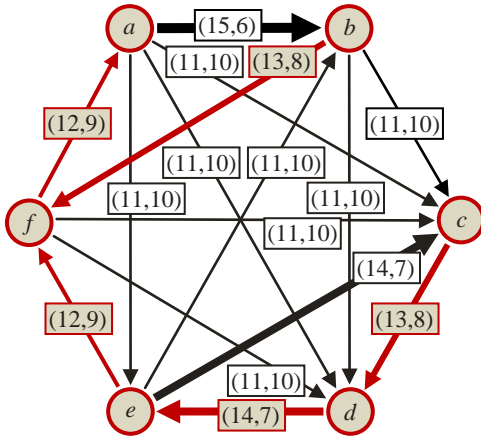
The strongest path from f to d is:
 $f, \underline{(11,10)}, d$



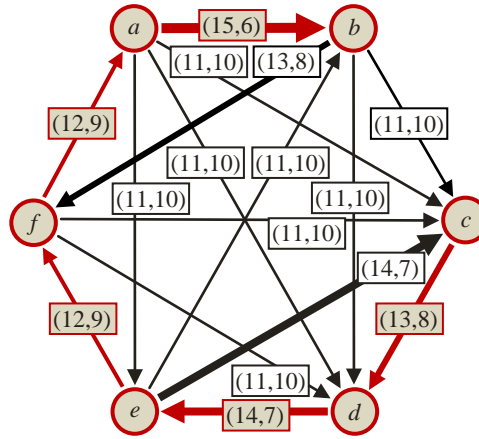
The strongest path from f to e is:
 $f, \underline{(12,9)}, a, \underline{(11,10)}, e$



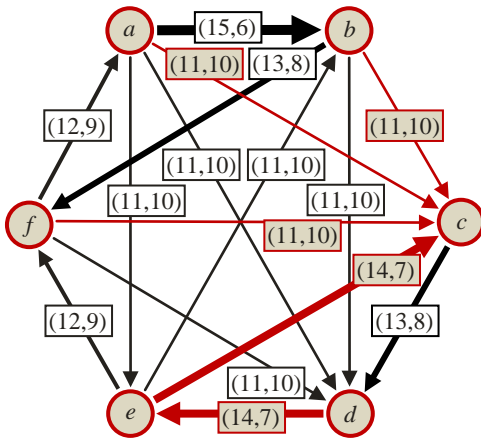
These are the strongest paths from f to every other alternative.



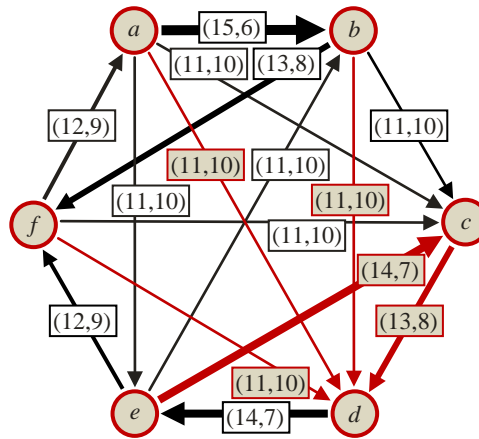
These are the strongest paths from every other alternative to a.



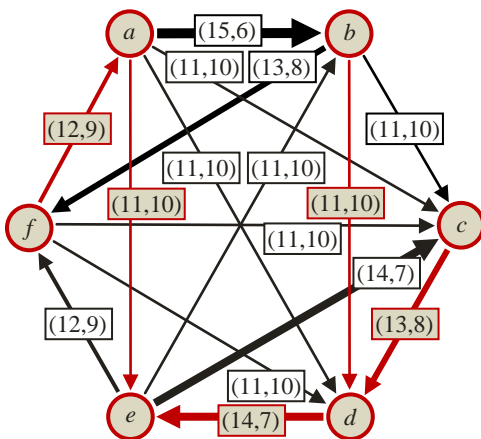
These are the strongest paths from every other alternative to b.



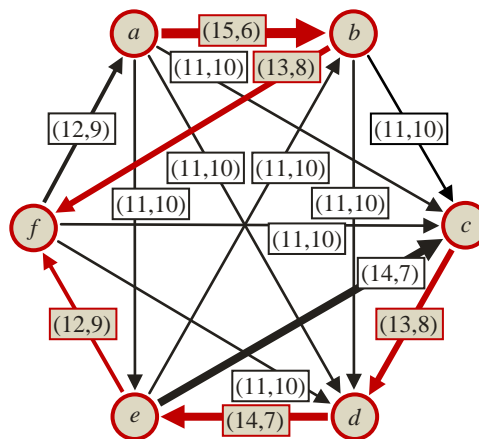
These are the strongest paths from every other alternative to c.



These are the strongest paths from every other alternative to d.



These are the strongest paths from every other alternative to e.



These are the strongest paths from every other alternative to f.

Therefore, the strengths of the strongest paths are:

| | $P_D[*,a]$ | $P_D[*,b]$ | $P_D[*,c]$ | $P_D[*,d]$ | $P_D[*,e]$ | $P_D[*,f]$ |
|------------|------------|------------|------------|------------|------------|------------|
| $P_D[a,*]$ | --- | (15,6) | (11,10) | (11,10) | (11,10) | (13,8) |
| $P_D[b,*]$ | (12,9) | --- | (11,10) | (11,10) | (11,10) | (13,8) |
| $P_D[c,*]$ | (12,9) | (12,9) | --- | (13,8) | (13,8) | (12,9) |
| $P_D[d,*]$ | (12,9) | (12,9) | (14,7) | --- | (14,7) | (12,9) |
| $P_D[e,*]$ | (12,9) | (12,9) | (14,7) | (13,8) | --- | (12,9) |
| $P_D[f,*]$ | (12,9) | (12,9) | (11,10) | (11,10) | (11,10) | --- |

We get $O^{\text{new}} = \{ab, af, bf, ca, cb, cf, da, db, dc, de, df, ea, eb, ec, ef\}$ and $S^{\text{new}} = \{d\}$.

Thus the 2 $a >_v e >_v f >_v c >_v b >_v d$ voters change the unique winner from alternative a to alternative d .

Suppose, the strongest paths are calculated with the Floyd-Warshall algorithm, as defined in section 2.3.1. Then the following table documents the $C \cdot (C-1) \cdot (C-2) = 120$ steps of the Floyd-Warshall algorithm.

We start with

- $P_D[i,j] := (N[i,j], N[j,i])$ for all $i \in A$ and $j \in A \setminus \{i\}$.
- $pred[i,j] := i$ for all $i \in A$ and $j \in A \setminus \{i\}$.

| | i | j | k | $P_D[j,k]$ | $P_D[j,i]$ | $P_D[i,k]$ | $pred[j,k]$ | $pred[i,k]$ | result |
|----|-----|-----|-----|------------|------------|------------|-------------|-------------|---|
| 1 | a | b | c | (11,10) | (6,15) | (11,10) | b | a | |
| 2 | a | b | d | (11,10) | (6,15) | (11,10) | b | a | |
| 3 | a | b | e | (10,11) | (6,15) | (11,10) | b | a | |
| 4 | a | b | f | (13,8) | (6,15) | (9,12) | b | a | |
| 5 | a | c | b | (10,11) | (10,11) | (15,6) | c | a | |
| 6 | a | c | d | (13,8) | (10,11) | (11,10) | c | a | |
| 7 | a | c | e | (7,14) | (10,11) | (11,10) | c | a | $P_D[c,e]$ is updated from (7,14) to (10,11); $pred[c,e]$ is updated from c to a . |
| 8 | a | c | f | (10,11) | (10,11) | (9,12) | c | a | |
| 9 | a | d | b | (10,11) | (10,11) | (15,6) | d | a | |
| 10 | a | d | c | (8,13) | (10,11) | (11,10) | d | a | $P_D[d,c]$ is updated from (8,13) to (10,11); $pred[d,c]$ is updated from d to a . |
| 11 | a | d | e | (14,7) | (10,11) | (11,10) | d | a | |
| 12 | a | d | f | (10,11) | (10,11) | (9,12) | d | a | |
| 13 | a | e | b | (11,10) | (10,11) | (15,6) | e | a | |
| 14 | a | e | c | (14,7) | (10,11) | (11,10) | e | a | |
| 15 | a | e | d | (7,14) | (10,11) | (11,10) | e | a | $P_D[e,d]$ is updated from (7,14) to (10,11); $pred[e,d]$ is updated from e to a . |
| 16 | a | e | f | (12,9) | (10,11) | (9,12) | e | a | |
| 17 | a | f | b | (8,13) | (12,9) | (15,6) | f | a | $P_D[f,b]$ is updated from (8,13) to (12,9); $pred[f,b]$ is updated from f to a . |
| 18 | a | f | c | (11,10) | (12,9) | (11,10) | f | a | |
| 19 | a | f | d | (11,10) | (12,9) | (11,10) | f | a | |
| 20 | a | f | e | (9,12) | (12,9) | (11,10) | f | a | $P_D[f,e]$ is updated from (9,12) to (11,10); $pred[f,e]$ is updated from f to a . |
| 21 | b | a | c | (11,10) | (15,6) | (11,10) | a | b | |
| 22 | b | a | d | (11,10) | (15,6) | (11,10) | a | b | |
| 23 | b | a | e | (11,10) | (15,6) | (10,11) | a | b | |
| 24 | b | a | f | (9,12) | (15,6) | (13,8) | a | b | $P_D[a,f]$ is updated from (9,12) to (13,8); $pred[a,f]$ is updated from a to b . |
| 25 | b | c | a | (10,11) | (10,11) | (6,15) | c | b | |
| 26 | b | c | d | (13,8) | (10,11) | (11,10) | c | b | |
| 27 | b | c | e | (10,11) | (10,11) | (10,11) | a | b | |
| 28 | b | c | f | (10,11) | (10,11) | (13,8) | c | b | |
| 29 | b | d | a | (10,11) | (10,11) | (6,15) | d | b | |
| 30 | b | d | c | (10,11) | (10,11) | (11,10) | a | b | |

| | i | j | k | $P_D[j,k]$ | $P_D[j,i]$ | $P_D[i,k]$ | $pred[j,k]$ | $pred[i,k]$ | result |
|----|-----|-----|-----|------------|------------|------------|-------------|-------------|--|
| 31 | b | d | e | (14,7) | (10,11) | (10,11) | d | b | |
| 32 | b | d | f | (10,11) | (10,11) | (13,8) | d | b | |
| 33 | b | e | a | (10,11) | (11,10) | (6,15) | e | b | |
| 34 | b | e | c | (14,7) | (11,10) | (11,10) | e | b | |
| 35 | b | e | d | (10,11) | (11,10) | (11,10) | a | b | $P_D[e,d]$ is updated from (10,11) to (11,10); $pred[e,d]$ is updated from a to b . |
| 36 | b | e | f | (12,9) | (11,10) | (13,8) | e | b | |
| 37 | b | f | a | (12,9) | (12,9) | (6,15) | f | b | |
| 38 | b | f | c | (11,10) | (12,9) | (11,10) | f | b | |
| 39 | b | f | d | (11,10) | (12,9) | (11,10) | f | b | |
| 40 | b | f | e | (11,10) | (12,9) | (10,11) | a | b | |
| 41 | c | a | b | (15,6) | (11,10) | (10,11) | a | c | |
| 42 | c | a | d | (11,10) | (11,10) | (13,8) | a | c | |
| 43 | c | a | e | (11,10) | (11,10) | (10,11) | a | a | |
| 44 | c | a | f | (13,8) | (11,10) | (10,11) | b | c | |
| 45 | c | b | a | (6,15) | (11,10) | (10,11) | b | c | $P_D[b,a]$ is updated from (6,15) to (10,11); $pred[b,a]$ is updated from b to c . |
| 46 | c | b | d | (11,10) | (11,10) | (13,8) | b | c | |
| 47 | c | b | e | (10,11) | (11,10) | (10,11) | b | a | |
| 48 | c | b | f | (13,8) | (11,10) | (10,11) | b | c | |
| 49 | c | d | a | (10,11) | (10,11) | (10,11) | d | c | |
| 50 | c | d | b | (10,11) | (10,11) | (10,11) | d | c | |
| 51 | c | d | e | (14,7) | (10,11) | (10,11) | d | a | |
| 52 | c | d | f | (10,11) | (10,11) | (10,11) | d | c | |
| 53 | c | e | a | (10,11) | (14,7) | (10,11) | e | c | |
| 54 | c | e | b | (11,10) | (14,7) | (10,11) | e | c | |
| 55 | c | e | d | (11,10) | (14,7) | (13,8) | b | c | $P_D[e,d]$ is updated from (11,10) to (13,8); $pred[e,d]$ is updated from b to c . |
| 56 | c | e | f | (12,9) | (14,7) | (10,11) | e | c | |
| 57 | c | f | a | (12,9) | (11,10) | (10,11) | f | c | |
| 58 | c | f | b | (12,9) | (11,10) | (10,11) | a | c | |
| 59 | c | f | d | (11,10) | (11,10) | (13,8) | f | c | |
| 60 | c | f | e | (11,10) | (11,10) | (10,11) | a | a | |

| | i | j | k | $P_D[j,k]$ | $P_D[j,i]$ | $P_D[i,k]$ | $pred[j,k]$ | $pred[i,k]$ | result |
|----|-----|-----|-----|------------|------------|------------|-------------|-------------|--|
| 61 | d | a | b | (15,6) | (11,10) | (10,11) | a | d | |
| 62 | d | a | c | (11,10) | (11,10) | (10,11) | a | a | |
| 63 | d | a | e | (11,10) | (11,10) | (14,7) | a | d | |
| 64 | d | a | f | (13,8) | (11,10) | (10,11) | b | d | |
| 65 | d | b | a | (10,11) | (11,10) | (10,11) | c | d | |
| 66 | d | b | c | (11,10) | (11,10) | (10,11) | b | a | |
| 67 | d | b | e | (10,11) | (11,10) | (14,7) | b | d | $P_D[b,e]$ is updated from (10,11) to (11,10); $pred[b,e]$ is updated from b to d . |
| 68 | d | b | f | (13,8) | (11,10) | (10,11) | b | d | |
| 69 | d | c | a | (10,11) | (13,8) | (10,11) | c | d | |
| 70 | d | c | b | (10,11) | (13,8) | (10,11) | c | d | |
| 71 | d | c | e | (10,11) | (13,8) | (14,7) | a | d | $P_D[c,e]$ is updated from (10,11) to (13,8); $pred[c,e]$ is updated from a to d . |
| 72 | d | c | f | (10,11) | (13,8) | (10,11) | c | d | |
| 73 | d | e | a | (10,11) | (13,8) | (10,11) | e | d | |
| 74 | d | e | b | (11,10) | (13,8) | (10,11) | e | d | |
| 75 | d | e | c | (14,7) | (13,8) | (10,11) | e | a | |
| 76 | d | e | f | (12,9) | (13,8) | (10,11) | e | d | |
| 77 | d | f | a | (12,9) | (11,10) | (10,11) | f | d | |
| 78 | d | f | b | (12,9) | (11,10) | (10,11) | a | d | |
| 79 | d | f | c | (11,10) | (11,10) | (10,11) | f | a | |
| 80 | d | f | e | (11,10) | (11,10) | (14,7) | a | d | |
| 81 | e | a | b | (15,6) | (11,10) | (11,10) | a | e | |
| 82 | e | a | c | (11,10) | (11,10) | (14,7) | a | e | |
| 83 | e | a | d | (11,10) | (11,10) | (13,8) | a | c | |
| 84 | e | a | f | (13,8) | (11,10) | (12,9) | b | e | |
| 85 | e | b | a | (10,11) | (11,10) | (10,11) | c | e | |
| 86 | e | b | c | (11,10) | (11,10) | (14,7) | b | e | |
| 87 | e | b | d | (11,10) | (11,10) | (13,8) | b | c | |
| 88 | e | b | f | (13,8) | (11,10) | (12,9) | b | e | |
| 89 | e | c | a | (10,11) | (13,8) | (10,11) | c | e | |
| 90 | e | c | b | (10,11) | (13,8) | (11,10) | c | e | $P_D[c,b]$ is updated from (10,11) to (11,10); $pred[c,b]$ is updated from c to e . |

| | i | j | k | $P_D[j,k]$ | $P_D[j,i]$ | $P_D[i,k]$ | $pred[j,k]$ | $pred[i,k]$ | result |
|-----|-----|-----|-----|------------|------------|------------|-------------|-------------|--|
| 91 | e | c | d | (13,8) | (13,8) | (13,8) | c | c | |
| 92 | e | c | f | (10,11) | (13,8) | (12,9) | c | e | $P_D[c,f]$ is updated from (10,11) to (12,9); $pred[c,f]$ is updated from c to e . |
| 93 | e | d | a | (10,11) | (14,7) | (10,11) | d | e | |
| 94 | e | d | b | (10,11) | (14,7) | (11,10) | d | e | $P_D[d,b]$ is updated from (10,11) to (11,10); $pred[d,b]$ is updated from d to e . |
| 95 | e | d | c | (10,11) | (14,7) | (14,7) | a | e | $P_D[d,c]$ is updated from (10,11) to (14,7); $pred[d,c]$ is updated from a to e . |
| 96 | e | d | f | (10,11) | (14,7) | (12,9) | d | e | $P_D[d,f]$ is updated from (10,11) to (12,9); $pred[d,f]$ is updated from d to e . |
| 97 | e | f | a | (12,9) | (11,10) | (10,11) | f | e | |
| 98 | e | f | b | (12,9) | (11,10) | (11,10) | a | e | |
| 99 | e | f | c | (11,10) | (11,10) | (14,7) | f | e | |
| 100 | e | f | d | (11,10) | (11,10) | (13,8) | f | c | |
| 101 | f | a | b | (15,6) | (13,8) | (12,9) | a | a | |
| 102 | f | a | c | (11,10) | (13,8) | (11,10) | a | f | |
| 103 | f | a | d | (11,10) | (13,8) | (11,10) | a | f | |
| 104 | f | a | e | (11,10) | (13,8) | (11,10) | a | a | |
| 105 | f | b | a | (10,11) | (13,8) | (12,9) | c | f | $P_D[b,a]$ is updated from (10,11) to (12,9); $pred[b,a]$ is updated from c to f . |
| 106 | f | b | c | (11,10) | (13,8) | (11,10) | b | f | |
| 107 | f | b | d | (11,10) | (13,8) | (11,10) | b | f | |
| 108 | f | b | e | (11,10) | (13,8) | (11,10) | d | a | |
| 109 | f | c | a | (10,11) | (12,9) | (12,9) | c | f | $P_D[c,a]$ is updated from (10,11) to (12,9); $pred[c,a]$ is updated from c to f . |
| 110 | f | c | b | (11,10) | (12,9) | (12,9) | e | a | $P_D[c,b]$ is updated from (11,10) to (12,9); $pred[c,b]$ is updated from e to a . |
| 111 | f | c | d | (13,8) | (12,9) | (11,10) | c | f | |
| 112 | f | c | e | (13,8) | (12,9) | (11,10) | d | a | |
| 113 | f | d | a | (10,11) | (12,9) | (12,9) | d | f | $P_D[d,a]$ is updated from (10,11) to (12,9); $pred[d,a]$ is updated from d to f . |
| 114 | f | d | b | (11,10) | (12,9) | (12,9) | e | a | $P_D[d,b]$ is updated from (11,10) to (12,9); $pred[d,b]$ is updated from e to a . |
| 115 | f | d | c | (14,7) | (12,9) | (11,10) | e | f | |
| 116 | f | d | e | (14,7) | (12,9) | (11,10) | d | a | |
| 117 | f | e | a | (10,11) | (12,9) | (12,9) | e | f | $P_D[e,a]$ is updated from (10,11) to (12,9); $pred[e,a]$ is updated from e to f . |
| 118 | f | e | b | (11,10) | (12,9) | (12,9) | e | a | $P_D[e,b]$ is updated from (11,10) to (12,9); $pred[e,b]$ is updated from e to a . |
| 119 | f | e | c | (14,7) | (12,9) | (11,10) | e | f | |
| 120 | f | e | d | (13,8) | (12,9) | (11,10) | c | f | |

3.8. Example 8

Independence from Pareto-dominated alternatives (IPDA) as a criterion for single-winner election methods has been proposed by Fishburn (1973). This criterion is also called *reduction* (Fishburn, 1973; Richelson, 1978).

When $i \succsim_v j$ for every $v \in V$, then we say “alternative i Pareto-dominates alternative j ”.

Suppose an alternative j is added such that:

$$(3.8.1) \quad \exists i \in A^{\text{old}} \forall v \in V: i \succsim_v^{\text{new}} j.$$

$$(3.8.2) \quad \forall g, h \in A^{\text{old}} \forall v \in V: g \succ_v^{\text{old}} h \Leftrightarrow g \succ_v^{\text{new}} h.$$

Then *independence from Pareto-dominated alternatives* says that we must get:

$$(3.8.3) \quad \forall g, h \in A^{\text{old}}: gh \in O^{\text{old}} \Leftrightarrow gh \in O^{\text{new}}.$$

$$(3.8.4) \quad \forall g \in A^{\text{old}}: g \in S^{\text{old}} \Leftrightarrow g \in S^{\text{new}}.$$

The following example demonstrates that the Schulze method, as defined in section 2.2, does not satisfy IPDA. This example has been proposed by Eppley (2003).

3.8.1. Situation #1

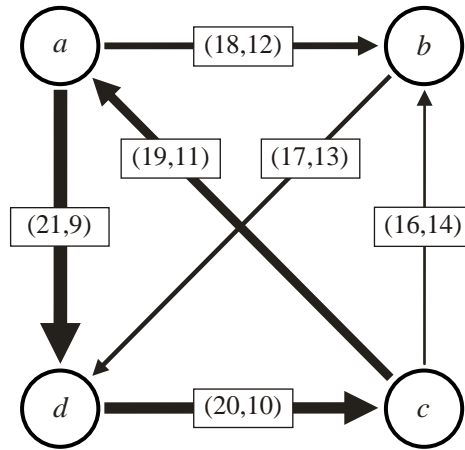
Example 8 (old):

3 voters $a \succ_v b \succ_v d \succ_v c$
 5 voters $a \succ_v d \succ_v b \succ_v c$
 1 voter $a \succ_v d \succ_v c \succ_v b$
 2 voters $b \succ_v a \succ_v d \succ_v c$
 2 voters $b \succ_v d \succ_v c \succ_v a$
 4 voters $c \succ_v a \succ_v b \succ_v d$
 6 voters $c \succ_v b \succ_v a \succ_v d$
 2 voters $d \succ_v b \succ_v c \succ_v a$
 5 voters $d \succ_v c \succ_v a \succ_v b$

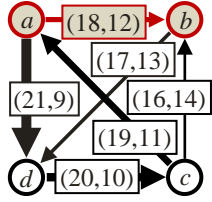
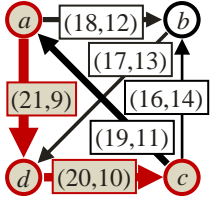
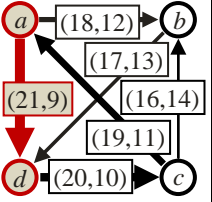
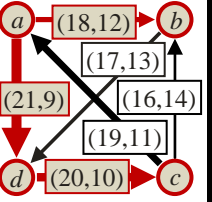
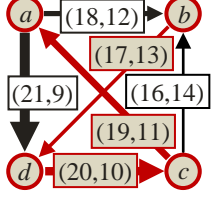
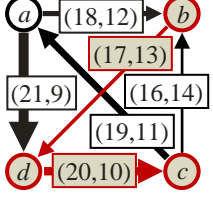
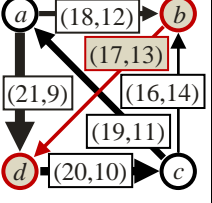
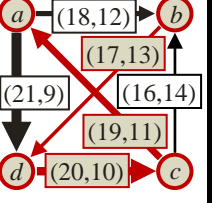
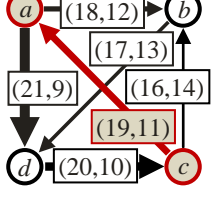
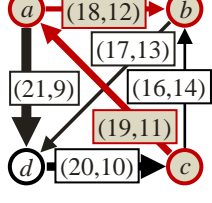
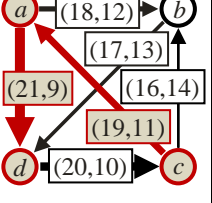
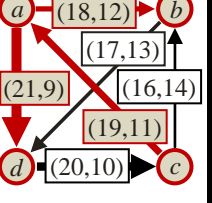
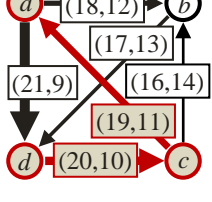
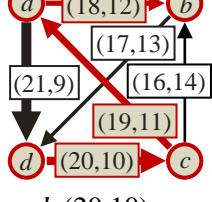
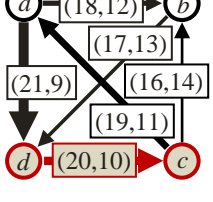
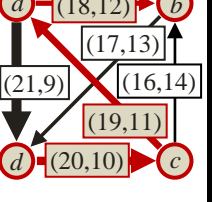
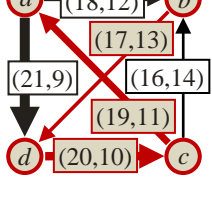
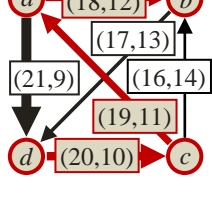
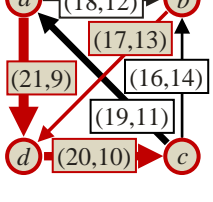
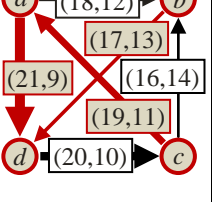
The pairwise matrix N^{old} looks as follows:

| | $N^{\text{old}}[*,a]$ | $N^{\text{old}}[*,b]$ | $N^{\text{old}}[*,c]$ | $N^{\text{old}}[*,d]$ |
|-----------------------|-----------------------|-----------------------|-----------------------|-----------------------|
| $N^{\text{old}}[a,*]$ | --- | 18 | 11 | 21 |
| $N^{\text{old}}[b,*]$ | 12 | --- | 14 | 17 |
| $N^{\text{old}}[c,*]$ | 19 | 16 | --- | 10 |
| $N^{\text{old}}[d,*]$ | 9 | 13 | 20 | --- |

The corresponding digraph looks as follows:



The following table lists the strongest paths, as determined by the Floyd-Warshall algorithm, as defined in section 2.3.1. The critical links of the strongest paths are underlined:

| | ... to <i>a</i> | ... to <i>b</i> | ... to <i>c</i> | ... to <i>d</i> | ... to every other alternative |
|----------------------------------|---|---|--|---|---|
| from <i>a</i> ... | --- |  <i>a</i> , <u>(18,12)</u> , <i>b</i> |  <i>a</i> , (21,9), <i>d</i> , <u>(20,10)</u> , <i>c</i> |  <i>a</i> , <u>(21,9)</u> , <i>d</i> |  |
| from <i>b</i> ... |  <i>b</i> , <u>(17,13)</u> , <i>d</i> , (20,10), <i>c</i> , (19,11), <i>a</i> | --- |  <i>b</i> , <u>(17,13)</u> , <i>d</i> , (20,10), <i>c</i> |  <i>b</i> , <u>(17,13)</u> , <i>d</i> |  |
| from <i>c</i> ... |  <i>c</i> , <u>(19,11)</u> , <i>a</i> |  <i>c</i> , (19,11), <i>a</i> , <u>(18,12)</u> , <i>b</i> | --- |  <i>c</i> , <u>(19,11)</u> , <i>a</i> , (21,9), <i>d</i> |  |
| from <i>d</i> ... |  <i>d</i> , (20,10), <i>c</i> , <u>(19,11)</u> , <i>a</i> |  <i>d</i> , (20,10), <i>c</i> , (19,11), <i>a</i> , <u>(18,12)</u> , <i>b</i> |  <i>d</i> , <u>(20,10)</u> , <i>c</i> | --- |  |
| from every other alternative ... |  |  |  |  | --- |

The strengths of the strongest paths are:

| | $P_D[*,a]$ | $P_D[*,b]$ | $P_D[*,c]$ | $P_D[*,d]$ |
|------------|------------|------------|------------|------------|
| $P_D[a,*]$ | --- | (18,12) | (20,10) | (21,9) |
| $P_D[b,*]$ | (17,13) | --- | (17,13) | (17,13) |
| $P_D[c,*]$ | (19,11) | (18,12) | --- | (19,11) |
| $P_D[d,*]$ | (19,11) | (18,12) | (20,10) | --- |

We get $\mathcal{O}^{\text{old}} = \{ab, ac, ad, cb, db, dc\}$ and $\mathcal{S}^{\text{old}} = \{a\}$.

Suppose, the strongest paths are calculated with the Floyd-Warshall algorithm, as defined in section 2.3.1. Then the following table documents the $C \cdot (C-1) \cdot (C-2) = 24$ steps of the Floyd-Warshall algorithm.

We start with

- $P_D[i,j] := (N[i,j], N[j,i])$ for all $i \in A$ and $j \in A \setminus \{i\}$.
- $pred[i,j] := i$ for all $i \in A$ and $j \in A \setminus \{i\}$.

| | i | j | k | $P_D[j,k]$ | $P_D[j,i]$ | $P_D[i,k]$ | $pred[j,k]$ | $pred[i,k]$ | result |
|----|-----|-----|-----|------------|------------|------------|-------------|-------------|--|
| 1 | a | b | c | (14,16) | (12,18) | (11,19) | b | a | |
| 2 | a | b | d | (17,13) | (12,18) | (21,9) | b | a | |
| 3 | a | c | b | (16,14) | (19,11) | (18,12) | c | a | $P_D[c,b]$ is updated from (16,14) to (18,12); $pred[c,b]$ is updated from c to a . |
| 4 | a | c | d | (10,20) | (19,11) | (21,9) | c | a | $P_D[c,d]$ is updated from (10,20) to (19,11); $pred[c,d]$ is updated from c to a . |
| 5 | a | d | b | (13,17) | (9,21) | (18,12) | d | a | |
| 6 | a | d | c | (20,10) | (9,21) | (11,19) | d | a | |
| 7 | b | a | c | (11,19) | (18,12) | (14,16) | a | b | $P_D[a,c]$ is updated from (11,19) to (14,16); $pred[a,c]$ is updated from a to b . |
| 8 | b | a | d | (21,9) | (18,12) | (17,13) | a | b | |
| 9 | b | c | a | (19,11) | (18,12) | (12,18) | c | b | |
| 10 | b | c | d | (19,11) | (18,12) | (17,13) | a | b | |
| 11 | b | d | a | (9,21) | (13,17) | (12,18) | d | b | $P_D[d,a]$ is updated from (9,21) to (12,18); $pred[d,a]$ is updated from d to b . |
| 12 | b | d | c | (20,10) | (13,17) | (14,16) | d | b | |
| 13 | c | a | b | (18,12) | (14,16) | (18,12) | a | a | |
| 14 | c | a | d | (21,9) | (14,16) | (19,11) | a | a | |
| 15 | c | b | a | (12,18) | (14,16) | (19,11) | b | c | $P_D[b,a]$ is updated from (12,18) to (14,16); $pred[b,a]$ is updated from b to c . |
| 16 | c | b | d | (17,13) | (14,16) | (19,11) | b | a | |
| 17 | c | d | a | (12,18) | (20,10) | (19,11) | b | c | $P_D[d,a]$ is updated from (12,18) to (19,11); $pred[d,a]$ is updated from b to c . |
| 18 | c | d | b | (13,17) | (20,10) | (18,12) | d | a | $P_D[d,b]$ is updated from (13,17) to (18,12); $pred[d,b]$ is updated from d to a . |
| 19 | d | a | b | (18,12) | (21,9) | (18,12) | a | a | |
| 20 | d | a | c | (14,16) | (21,9) | (20,10) | b | d | $P_D[a,c]$ is updated from (14,16) to (20,10); $pred[a,c]$ is updated from b to d . |
| 21 | d | b | a | (14,16) | (17,13) | (19,11) | c | c | $P_D[b,a]$ is updated from (14,16) to (17,13). |
| 22 | d | b | c | (14,16) | (17,13) | (20,10) | b | d | $P_D[b,c]$ is updated from (14,16) to (17,13); $pred[b,c]$ is updated from b to d . |
| 23 | d | c | a | (19,11) | (19,11) | (19,11) | c | c | |
| 24 | d | c | b | (18,12) | (19,11) | (18,12) | a | a | |

3.8.2. Situation #2

Suppose alternative e is added as follows:

Example 8 (new):

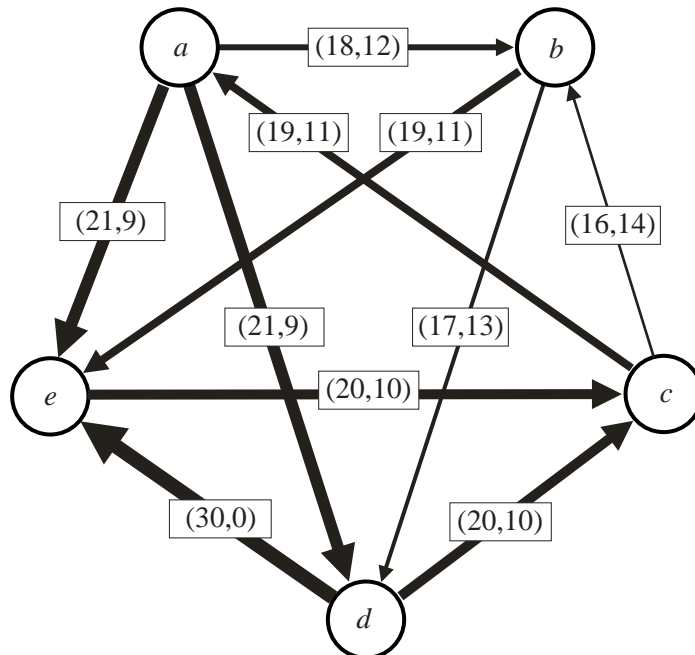
| | |
|----------|-----------------------------|
| 3 voters | $a >_v b >_v d >_v e >_v c$ |
| 5 voters | $a >_v d >_v e >_v b >_v c$ |
| 1 voter | $a >_v d >_v e >_v c >_v b$ |
| 2 voters | $b >_v a >_v d >_v e >_v c$ |
| 2 voters | $b >_v d >_v e >_v c >_v a$ |
| 4 voters | $c >_v a >_v b >_v d >_v e$ |
| 6 voters | $c >_v b >_v a >_v d >_v e$ |
| 2 voters | $d >_v b >_v e >_v c >_v a$ |
| 5 voters | $d >_v e >_v c >_v a >_v b$ |

The newly added alternative e is Pareto-dominated by alternative d , because $d >_v e$ for every voter $v \in V$. Therefore, (3.8.1) – (3.8.4) say that the result should not change.

The pairwise matrix N^{new} looks as follows:

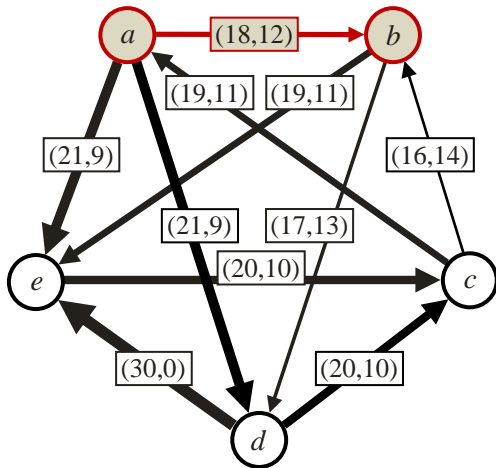
| | $N^{\text{new}}[*,a]$ | $N^{\text{new}}[*,b]$ | $N^{\text{new}}[*,c]$ | $N^{\text{new}}[*,d]$ | $N^{\text{new}}[*,e]$ |
|-----------------------|-----------------------|-----------------------|-----------------------|-----------------------|-----------------------|
| $N^{\text{new}}[a,*]$ | --- | 18 | 11 | 21 | 21 |
| $N^{\text{new}}[b,*]$ | 12 | --- | 14 | 17 | 19 |
| $N^{\text{new}}[c,*]$ | 19 | 16 | --- | 10 | 10 |
| $N^{\text{new}}[d,*]$ | 9 | 13 | 20 | --- | 30 |
| $N^{\text{new}}[e,*]$ | 9 | 11 | 20 | 0 | --- |

The corresponding digraph looks as follows:

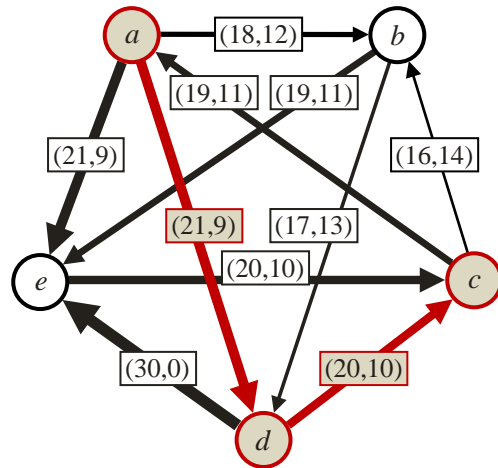


The following table lists the strongest paths, as determined by the Floyd-Warshall algorithm, as defined in section 2.3.1. The critical links of the strongest paths are underlined:

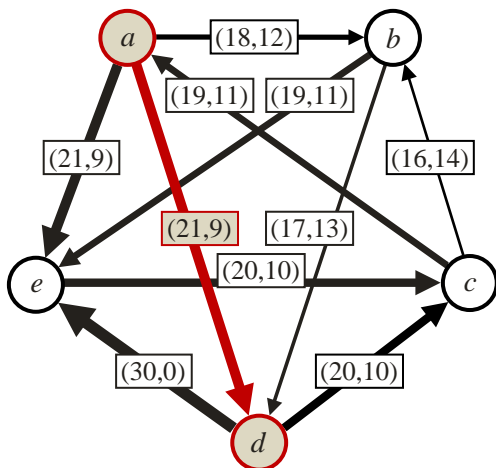
| | ... to <i>a</i> | ... to <i>b</i> | ... to <i>c</i> | ... to <i>d</i> | ... to <i>e</i> |
|-------------------|--|--|---|--|--|
| from <i>a</i> ... | --- | <i>a</i> , <u>(18,12)</u> , <i>b</i> | <i>a</i> , (21,9), <i>d</i> , <u>(20,10)</u> , <i>c</i> | <i>a</i> , <u>(21,9)</u> , <i>d</i> | <i>a</i> , <u>(21,9)</u> , <i>e</i> |
| from <i>b</i> ... | <i>b</i> , <u>(19,11)</u> , <i>e</i> , (20,10), <i>c</i> , <u>(19,11)</u> , <i>a</i> | --- | <i>b</i> , <u>(19,11)</u> , <i>e</i> , (20,10), <i>c</i> | <i>b</i> , <u>(19,11)</u> , <i>e</i> , (20,10), <i>c</i> , <u>(19,11)</u> , <i>a</i> , (21,9), <i>d</i> | <i>b</i> , <u>(19,11)</u> , <i>e</i> |
| from <i>c</i> ... | <i>c</i> , <u>(19,11)</u> , <i>a</i> | <i>c</i> , (19,11), <i>a</i> , <u>(18,12)</u> , <i>b</i> | --- | <i>c</i> , <u>(19,11)</u> , <i>a</i> , (21,9), <i>d</i> | <i>c</i> , <u>(19,11)</u> , <i>a</i> , (21,9), <i>e</i> |
| from <i>d</i> ... | <i>d</i> , (20,10), <i>c</i> , <u>(19,11)</u> , <i>a</i> | <i>d</i> , (20,10), <i>c</i> , (19,11), <i>a</i> , <u>(18,12)</u> , <i>b</i> | <i>d</i> , <u>(20,10)</u> , <i>c</i> | --- | <i>d</i> , <u>(30,0)</u> , <i>e</i> |
| from <i>e</i> ... | <i>e</i> , (20,10), <i>c</i> , <u>(19,11)</u> , <i>a</i> | <i>e</i> , (20,10), <i>c</i> , (19,11), <i>a</i> , <u>(18,12)</u> , <i>b</i> | <i>e</i> , <u>(20,10)</u> , <i>c</i> | <i>e</i> , (20,10), <i>c</i> , <u>(19,11)</u> , <i>a</i> , (21,9), <i>d</i> | --- |



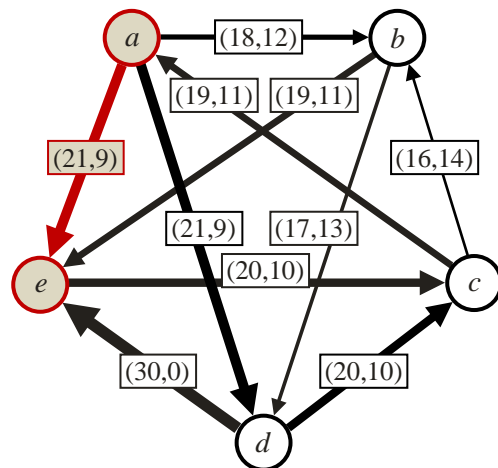
The strongest path from a to b is:
 $a, \underline{(18,12)}, b$



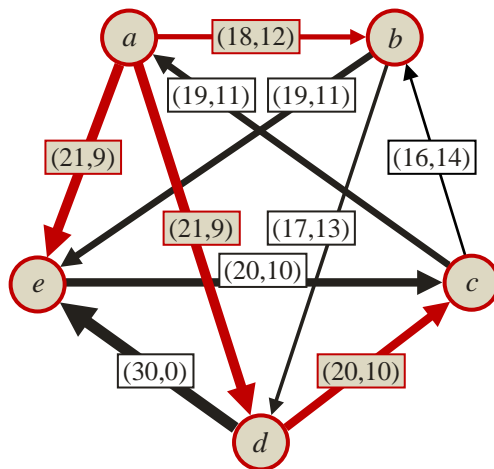
The strongest path from a to c is:
 $a, (21,9), d, \underline{(20,10)}, c$



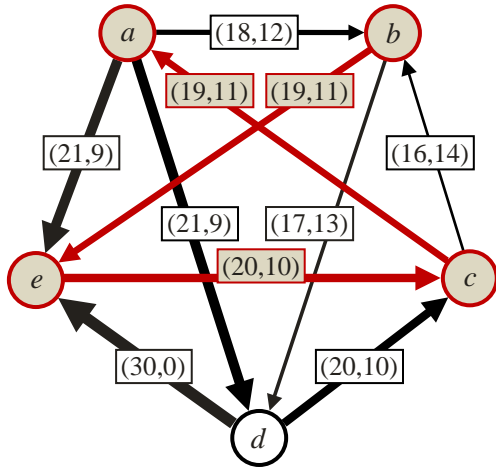
The strongest path from a to d is:
 $a, \underline{(21,9)}, d$



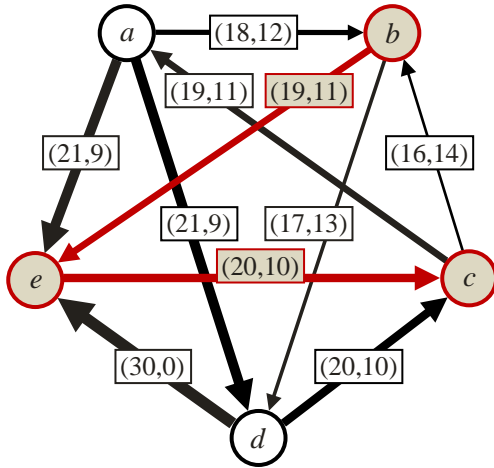
The strongest path from a to e is:
 $a, \underline{(21,9)}, e$



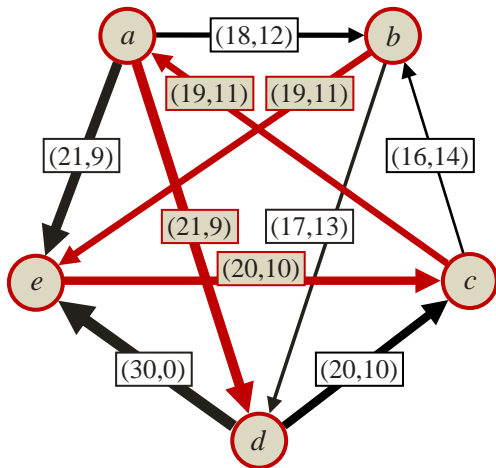
These are the strongest paths
 from a to every other alternative.



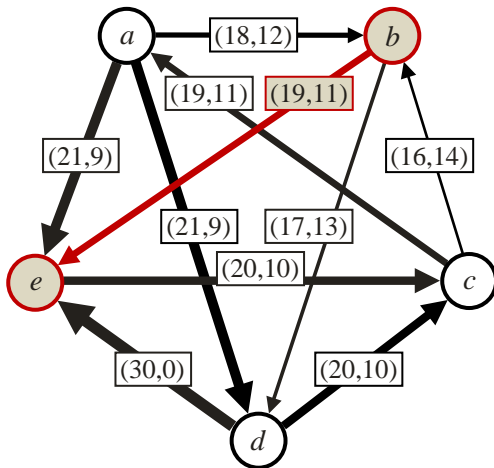
The strongest path from b to a is:
 b , $(19,11)$, e , $(20,10)$, c , $(19,11)$, a



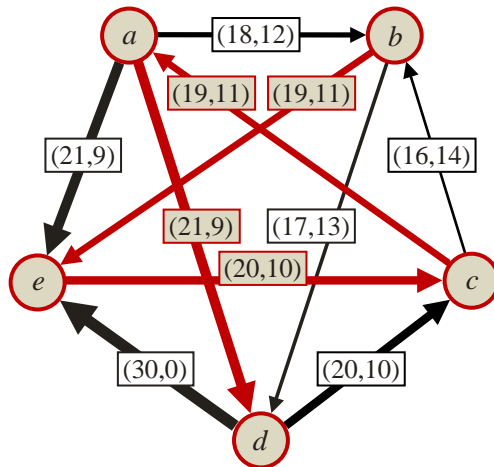
The strongest path from b to c is:
 b , $(19,11)$, e , $(20,10)$, c



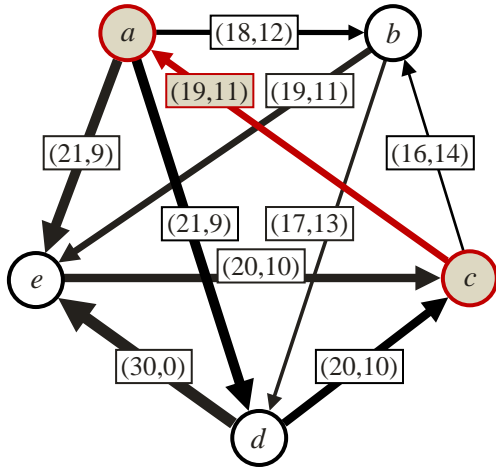
The strongest path from b to d is:
 b , $(19,11)$, e , $(20,10)$, c ,
 $(19,11)$, a , $(21,9)$, d



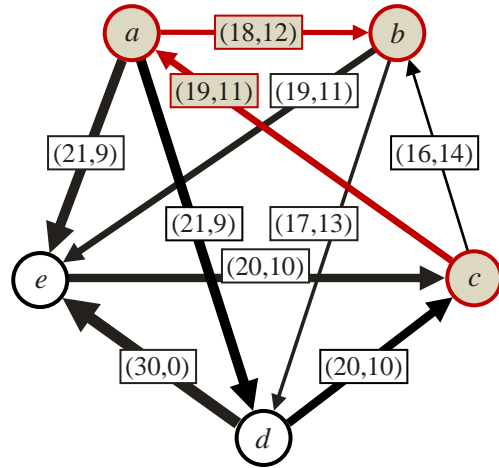
The strongest path from b to e is:
 b , $(19,11)$, e



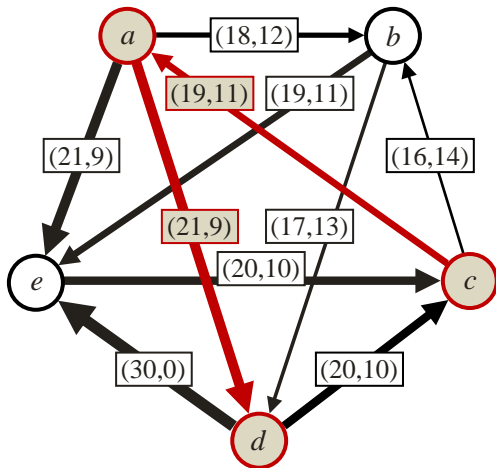
These are the strongest paths
 from b to every other alternative.



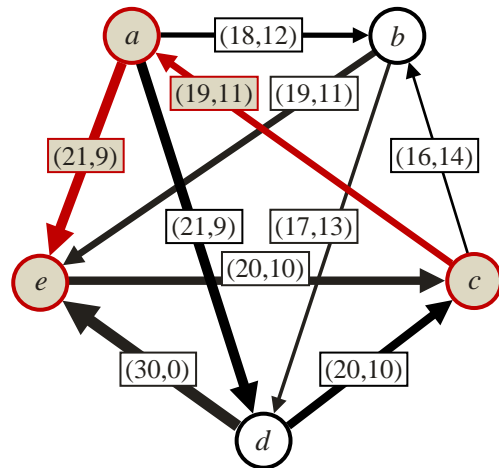
The strongest path from c to a is:
 $c, \underline{(19,11)}, a$



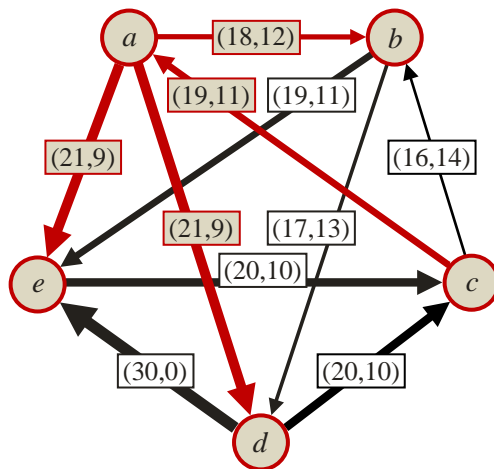
The strongest path from c to b is:
 $c, \underline{(19,11)}, a, \underline{(18,12)}, b$



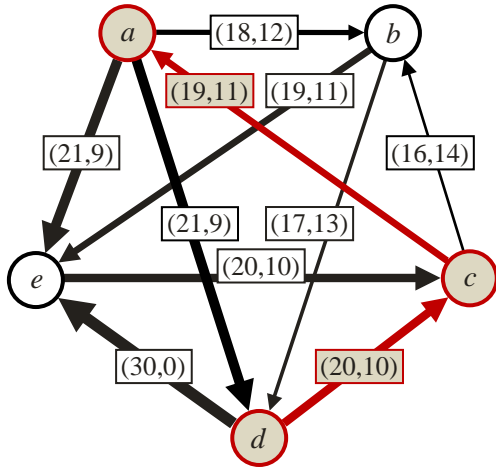
The strongest path from c to d is:
 $c, \underline{(19,11)}, a, \underline{(21,9)}, d$



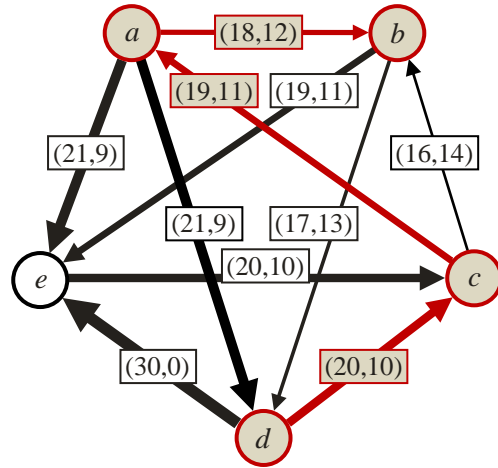
The strongest path from c to e is:
 $c, \underline{(19,11)}, a, \underline{(21,9)}, e$



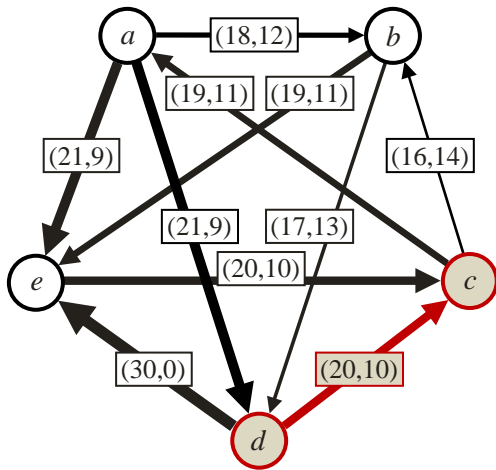
These are the strongest paths
 from c to every other alternative.



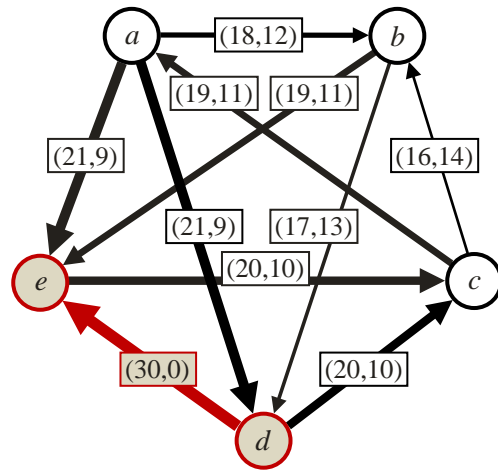
The strongest path from d to a is:
 d , $(20,10)$, c , $(19,11)$, a



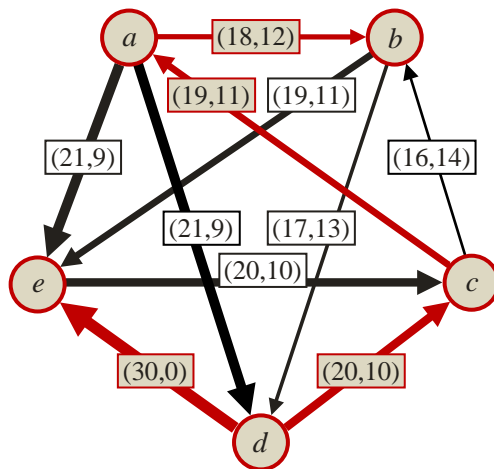
The strongest path from d to b is:
 d , $(20,10)$, c , $(19,11)$, a , $(18,12)$, b



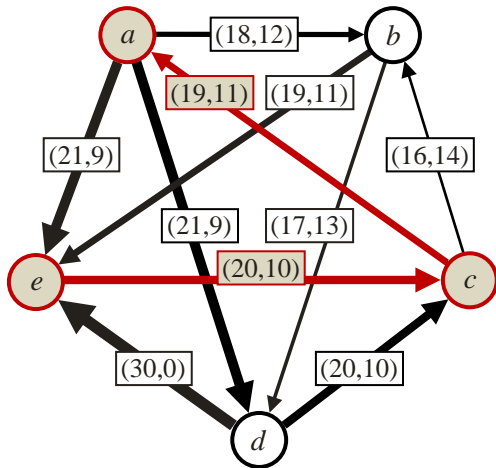
The strongest path from d to c is:
 d , $(20,10)$, c



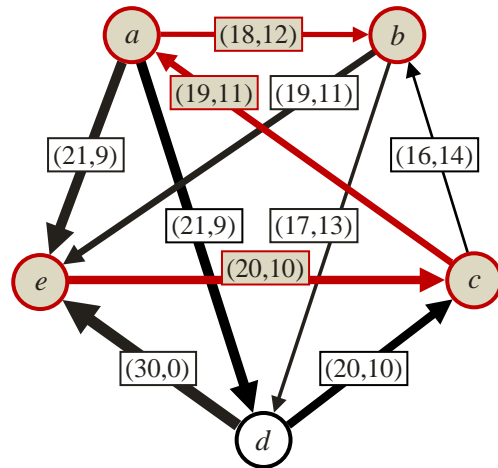
The strongest path from d to e is:
 d , $(30,0)$, e



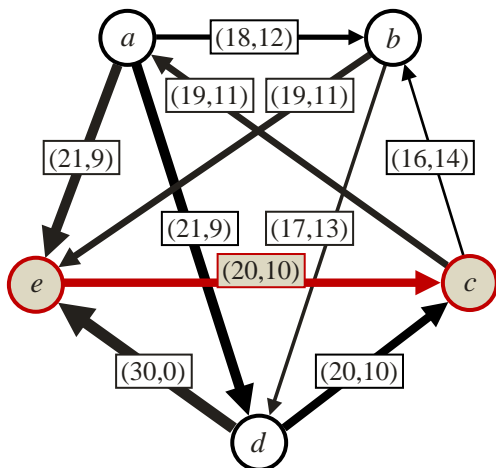
These are the strongest paths
 from d to every other alternative.



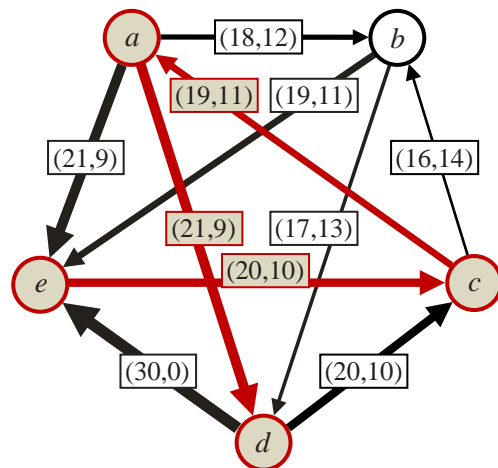
The strongest path from e to a is:
 e , $(20,10)$, c , $(19,11)$, a



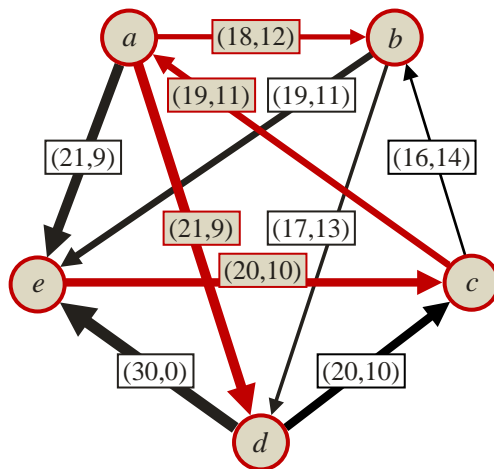
The strongest path from e to b is:
 e , $(20,10)$, c , $(19,11)$, a , $(18,12)$, b



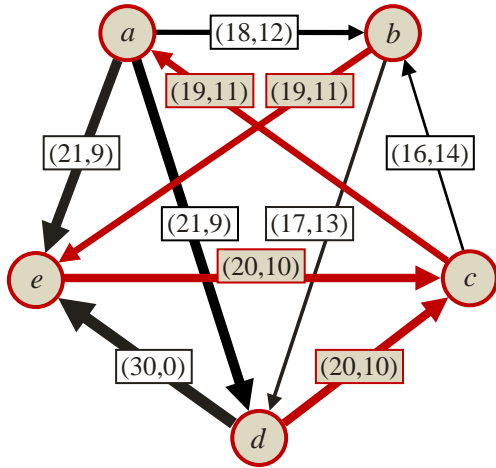
The strongest path from e to c is:
 e , $(20,10)$, c



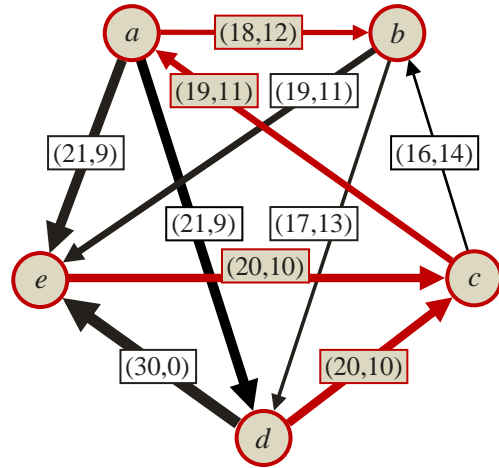
The strongest path from e to d is:
 e , $(20,10)$, c , $(19,11)$, a , $(21,9)$, d



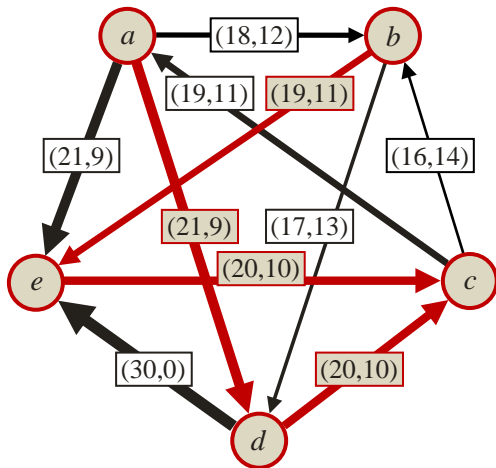
These are the strongest paths
 from e to every other alternative.



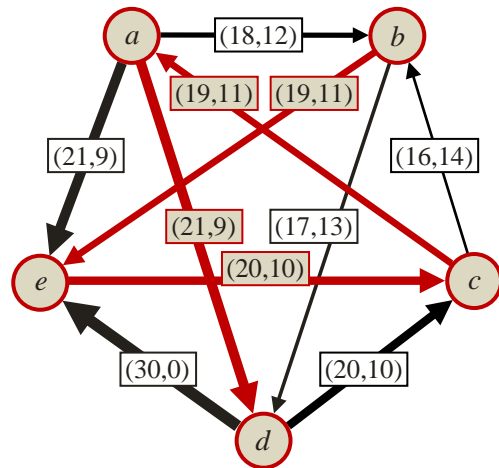
These are the strongest paths from every other alternative to a .



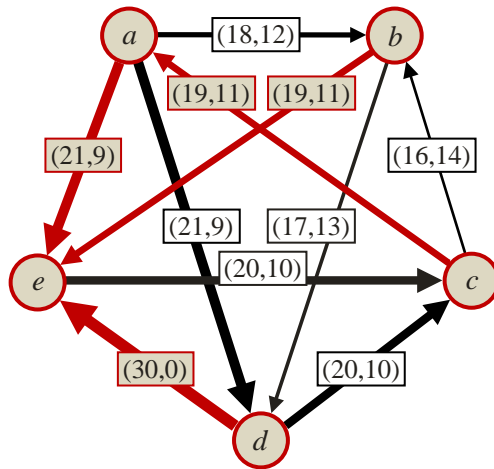
These are the strongest paths from every other alternative to b .



These are the strongest paths from every other alternative to c .



These are the strongest paths from every other alternative to d .



These are the strongest paths from every other alternative to e .

Therefore, the strengths of the strongest paths are:

| | $P_D[*,a]$ | $P_D[*,b]$ | $P_D[*,c]$ | $P_D[*,d]$ | $P_D[*,e]$ |
|------------|------------|------------|------------|------------|------------|
| $P_D[a,*]$ | --- | (18,12) | (20,10) | (21,9) | (21,9) |
| $P_D[b,*]$ | (19,11) | --- | (19,11) | (19,11) | (19,11) |
| $P_D[c,*]$ | (19,11) | (18,12) | --- | (19,11) | (19,11) |
| $P_D[d,*]$ | (19,11) | (18,12) | (20,10) | --- | (30,0) |
| $P_D[e,*]$ | (19,11) | (18,12) | (20,10) | (19,11) | --- |

We get $\mathcal{O}^{\text{new}} = \{ac, ad, ae, ba, bc, bd, be, dc, de, ec\}$ and $\mathcal{S}^{\text{new}} = \{b\}$.

Example 8 shows that the Schulze method, as defined in section 2.2, violates IPDA, as defined in (3.8.1) – (3.8.4). For example, we have (1) $ab \in \mathcal{O}^{\text{old}}$ and $ba \in \mathcal{O}^{\text{new}}$, (2) $cb \in \mathcal{O}^{\text{old}}$ and $bc \in \mathcal{O}^{\text{new}}$, (3) $db \in \mathcal{O}^{\text{old}}$ and $bd \in \mathcal{O}^{\text{new}}$, (4) $a \in \mathcal{S}^{\text{old}}$ and $a \notin \mathcal{S}^{\text{new}}$, and (5) $b \notin \mathcal{S}^{\text{old}}$ and $b \in \mathcal{S}^{\text{new}}$.

Suppose, the strongest paths are calculated with the Floyd-Warshall algorithm, as defined in section 2.3.1. Then the following table documents the $C \cdot (C-1) \cdot (C-2) = 60$ steps of the Floyd-Warshall algorithm.

We start with

- $P_D[i,j] := (N[i,j], N[j,i])$ for all $i \in A$ and $j \in A \setminus \{i\}$.
- $pred[i,j] := i$ for all $i \in A$ and $j \in A \setminus \{i\}$.

| | i | j | k | $P_D[j,k]$ | $P_D[j,i]$ | $P_D[i,k]$ | $pred[j,k]$ | $pred[i,k]$ | result |
|----|-----|-----|-----|------------|------------|------------|-------------|-------------|--|
| 1 | a | b | c | (14,16) | (12,18) | (11,19) | b | a | |
| 2 | a | b | d | (17,13) | (12,18) | (21,9) | b | a | |
| 3 | a | b | e | (19,11) | (12,18) | (21,9) | b | a | |
| 4 | a | c | b | (16,14) | (19,11) | (18,12) | c | a | $P_D[c,b]$ is updated from (16,14) to (18,12); $pred[c,b]$ is updated from c to a . |
| 5 | a | c | d | (10,20) | (19,11) | (21,9) | c | a | $P_D[c,d]$ is updated from (10,20) to (19,11); $pred[c,d]$ is updated from c to a . |
| 6 | a | c | e | (10,20) | (19,11) | (21,9) | c | a | $P_D[c,e]$ is updated from (10,20) to (19,11); $pred[c,e]$ is updated from c to a . |
| 7 | a | d | b | (13,17) | (9,21) | (18,12) | d | a | |
| 8 | a | d | c | (20,10) | (9,21) | (11,19) | d | a | |
| 9 | a | d | e | (30,0) | (9,21) | (21,9) | d | a | |
| 10 | a | e | b | (11,19) | (9,21) | (18,12) | e | a | |
| 11 | a | e | c | (20,10) | (9,21) | (11,19) | e | a | |
| 12 | a | e | d | (0,30) | (9,21) | (21,9) | e | a | $P_D[e,d]$ is updated from (0,30) to (9,21); $pred[e,d]$ is updated from e to a . |
| 13 | b | a | c | (11,19) | (18,12) | (14,16) | a | b | $P_D[a,c]$ is updated from (11,19) to (14,16); $pred[a,c]$ is updated from a to b . |
| 14 | b | a | d | (21,9) | (18,12) | (17,13) | a | b | |
| 15 | b | a | e | (21,9) | (18,12) | (19,11) | a | b | |
| 16 | b | c | a | (19,11) | (18,12) | (12,18) | c | b | |
| 17 | b | c | d | (19,11) | (18,12) | (17,13) | a | b | |
| 18 | b | c | e | (19,11) | (18,12) | (19,11) | a | b | |
| 19 | b | d | a | (9,21) | (13,17) | (12,18) | d | b | $P_D[d,a]$ is updated from (9,21) to (12,18); $pred[d,a]$ is updated from d to b . |
| 20 | b | d | c | (20,10) | (13,17) | (14,16) | d | b | |
| 21 | b | d | e | (30,0) | (13,17) | (19,11) | d | b | |
| 22 | b | e | a | (9,21) | (11,19) | (12,18) | e | b | $P_D[e,a]$ is updated from (9,21) to (11,19); $pred[e,a]$ is updated from e to b . |
| 23 | b | e | c | (20,10) | (11,19) | (14,16) | e | b | |
| 24 | b | e | d | (9,21) | (11,19) | (17,13) | a | b | $P_D[e,d]$ is updated from (9,21) to (11,19); $pred[e,d]$ is updated from a to b . |
| 25 | c | a | b | (18,12) | (14,16) | (18,12) | a | a | |
| 26 | c | a | d | (21,9) | (14,16) | (19,11) | a | a | |
| 27 | c | a | e | (21,9) | (14,16) | (19,11) | a | a | |
| 28 | c | b | a | (12,18) | (14,16) | (19,11) | b | c | $P_D[b,a]$ is updated from (12,18) to (14,16); $pred[b,a]$ is updated from b to c . |
| 29 | c | b | d | (17,13) | (14,16) | (19,11) | b | a | |
| 30 | c | b | e | (19,11) | (14,16) | (19,11) | b | a | |

| | i | j | k | $P_D[j,k]$ | $P_D[j,i]$ | $P_D[i,k]$ | $pred[j,k]$ | $pred[i,k]$ | result |
|----|-----|-----|-----|------------|------------|------------|-------------|-------------|--|
| 31 | c | d | a | (12,18) | (20,10) | (19,11) | b | c | $P_D[d,a]$ is updated from (12,18) to (19,11); $pred[d,a]$ is updated from b to c . |
| 32 | c | d | b | (13,17) | (20,10) | (18,12) | d | a | $P_D[d,b]$ is updated from (13,17) to (18,12); $pred[d,b]$ is updated from d to a . |
| 33 | c | d | e | (30,0) | (20,10) | (19,11) | d | a | |
| 34 | c | e | a | (11,19) | (20,10) | (19,11) | b | c | $P_D[e,a]$ is updated from (11,19) to (19,11); $pred[e,a]$ is updated from b to c . |
| 35 | c | e | b | (11,19) | (20,10) | (18,12) | e | a | $P_D[e,b]$ is updated from (11,19) to (18,12); $pred[e,b]$ is updated from e to a . |
| 36 | c | e | d | (11,19) | (20,10) | (19,11) | b | a | $P_D[e,d]$ is updated from (11,19) to (19,11); $pred[e,d]$ is updated from b to a . |
| 37 | d | a | b | (18,12) | (21,9) | (18,12) | a | a | |
| 38 | d | a | c | (14,16) | (21,9) | (20,10) | b | d | $P_D[a,c]$ is updated from (14,16) to (20,10); $pred[a,c]$ is updated from b to d . |
| 39 | d | a | e | (21,9) | (21,9) | (30,0) | a | d | |
| 40 | d | b | a | (14,16) | (17,13) | (19,11) | c | c | $P_D[b,a]$ is updated from (14,16) to (17,13). |
| 41 | d | b | c | (14,16) | (17,13) | (20,10) | b | d | $P_D[b,c]$ is updated from (14,16) to (17,13); $pred[b,c]$ is updated from b to d . |
| 42 | d | b | e | (19,11) | (17,13) | (30,0) | b | d | |
| 43 | d | c | a | (19,11) | (19,11) | (19,11) | c | c | |
| 44 | d | c | b | (18,12) | (19,11) | (18,12) | a | a | |
| 45 | d | c | e | (19,11) | (19,11) | (30,0) | a | d | |
| 46 | d | e | a | (19,11) | (19,11) | (19,11) | c | c | |
| 47 | d | e | b | (18,12) | (19,11) | (18,12) | a | a | |
| 48 | d | e | c | (20,10) | (19,11) | (20,10) | e | d | |
| 49 | e | a | b | (18,12) | (21,9) | (18,12) | a | a | |
| 50 | e | a | c | (20,10) | (21,9) | (20,10) | d | e | |
| 51 | e | a | d | (21,9) | (21,9) | (19,11) | a | a | |
| 52 | e | b | a | (17,13) | (19,11) | (19,11) | c | c | $P_D[b,a]$ is updated from (17,13) to (19,11). |
| 53 | e | b | c | (17,13) | (19,11) | (20,10) | d | e | $P_D[b,c]$ is updated from (17,13) to (19,11); $pred[b,c]$ is updated from d to e . |
| 54 | e | b | d | (17,13) | (19,11) | (19,11) | b | a | $P_D[b,d]$ is updated from (17,13) to (19,11); $pred[b,d]$ is updated from b to a . |
| 55 | e | c | a | (19,11) | (19,11) | (19,11) | c | c | |
| 56 | e | c | b | (18,12) | (19,11) | (18,12) | a | a | |
| 57 | e | c | d | (19,11) | (19,11) | (19,11) | a | a | |
| 58 | e | d | a | (19,11) | (30,0) | (19,11) | c | c | |
| 59 | e | d | b | (18,12) | (30,0) | (18,12) | a | a | |
| 60 | e | d | c | (20,10) | (30,0) | (20,10) | d | e | |

3.9. Example 9

3.9.1. Situation #1

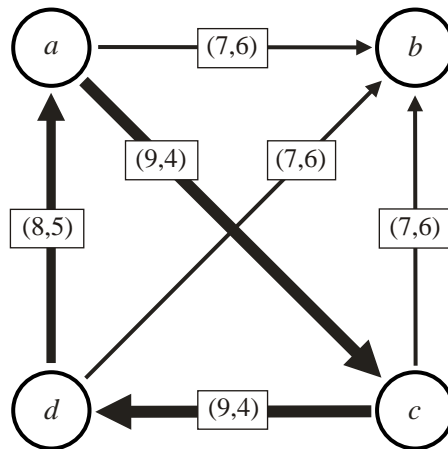
Example 9 (old):

5 voters $a >_v c >_v d >_v b$
 2 voters $b >_v c >_v d >_v a$
 4 voters $b >_v d >_v a >_v c$
 2 voters $c >_v d >_v a >_v b$

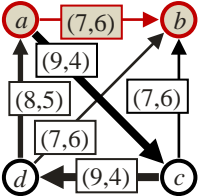
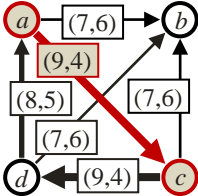
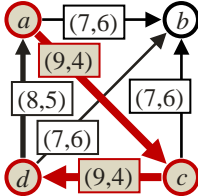
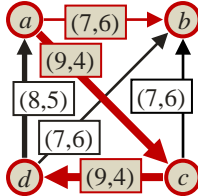
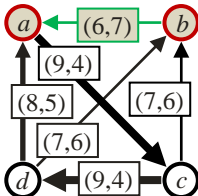
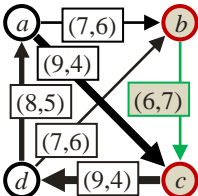
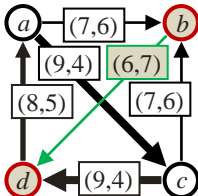
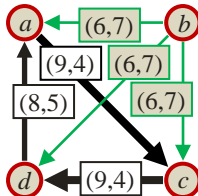
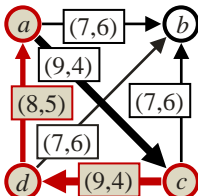
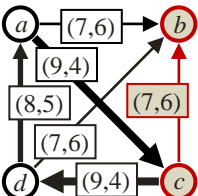
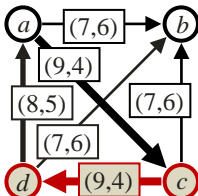
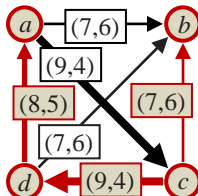
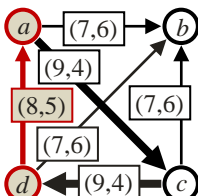
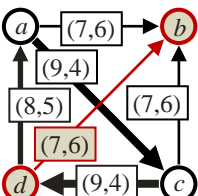
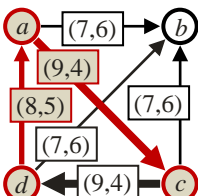
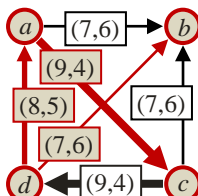
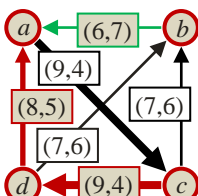
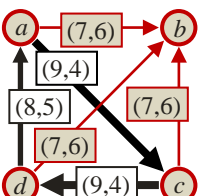
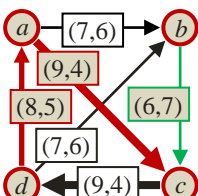
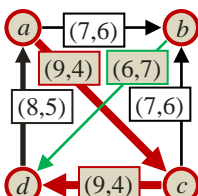
The pairwise matrix N^{old} looks as follows:

| | $N^{\text{old}}[*,a]$ | $N^{\text{old}}[*,b]$ | $N^{\text{old}}[*,c]$ | $N^{\text{old}}[*,d]$ |
|-----------------------|-----------------------|-----------------------|-----------------------|-----------------------|
| $N^{\text{old}}[a,*]$ | --- | 7 | 9 | 5 |
| $N^{\text{old}}[b,*]$ | 6 | --- | 6 | 6 |
| $N^{\text{old}}[c,*]$ | 4 | 7 | --- | 9 |
| $N^{\text{old}}[d,*]$ | 8 | 7 | 4 | --- |

The corresponding digraph looks as follows:



The following table lists the strongest paths, as determined by the Floyd-Warshall algorithm, as defined in section 2.3.1. The critical links of the strongest paths are underlined:

| | ... to <i>a</i> | ... to <i>b</i> | ... to <i>c</i> | ... to <i>d</i> | ... to every other alternative |
|----------------------------------|--|---|--|--|---|
| from <i>a</i> ... | --- |  <i>a</i> , <u>(7,6)</u> , <i>b</i> |  <i>a</i> , <u>(9,4)</u> , <i>c</i> |  <i>a</i> , <u>(9,4)</u> , <i>c</i> , <u>(9,4)</u> , <i>d</i> |  |
| from <i>b</i> ... |  <i>b</i> , <u>(6,7)</u> , <i>a</i> | --- |  <i>b</i> , <u>(6,7)</u> , <i>c</i> |  <i>b</i> , <u>(6,7)</u> , <i>d</i> |  |
| from <i>c</i> ... |  <i>c</i> , <u>(9,4)</u> , <i>d</i> , <u>(8,5)</u> , <i>a</i> |  <i>c</i> , <u>(7,6)</u> , <i>b</i> | --- |  <i>c</i> , <u>(9,4)</u> , <i>d</i> |  |
| from <i>d</i> ... |  <i>d</i> , <u>(8,5)</u> , <i>a</i> |  <i>d</i> , <u>(7,6)</u> , <i>b</i> |  <i>d</i> , <u>(8,5)</u> , <i>a</i> , <u>(9,4)</u> , <i>c</i> | --- |  |
| from every other alternative ... |  |  |  |  | --- |

The strengths of the strongest paths are:

| | $P_D[*,a]$ | $P_D[*,b]$ | $P_D[*,c]$ | $P_D[*,d]$ |
|------------|------------|------------|------------|------------|
| $P_D[a,*]$ | --- | (7,6) | (9,4) | (9,4) |
| $P_D[b,*]$ | (6,7) | --- | (6,7) | (6,7) |
| $P_D[c,*]$ | (8,5) | (7,6) | --- | (9,4) |
| $P_D[d,*]$ | (8,5) | (7,6) | (8,5) | --- |

We get $\mathcal{O}^{\text{old}} = \{ab, ac, ad, cb, cd, db\}$ and $\mathcal{S}^{\text{old}} = \{a\}$.

As there are no paths from alternative b to the other alternatives that contain only wins or ties, these paths must necessarily contain losses. These losses are marked in green in the above table of the strongest paths.

Suppose, the strongest paths are calculated with the Floyd-Warshall algorithm, as defined in section 2.3.1. Then the following table documents the $C \cdot (C-1) \cdot (C-2) = 24$ steps of the Floyd-Warshall algorithm.

We start with

- $P_D[i,j] := (N[i,j], N[j,i])$ for all $i \in A$ and $j \in A \setminus \{i\}$.
- $pred[i,j] := i$ for all $i \in A$ and $j \in A \setminus \{i\}$.

| | i | j | k | $P_D[j,k]$ | $P_D[j,i]$ | $P_D[i,k]$ | $pred[j,k]$ | $pred[i,k]$ | result |
|----|-----|-----|-----|------------|------------|------------|-------------|-------------|--|
| 1 | a | b | c | (6,7) | (6,7) | (9,4) | b | a | |
| 2 | a | b | d | (6,7) | (6,7) | (5,8) | b | a | |
| 3 | a | c | b | (7,6) | (4,9) | (7,6) | c | a | |
| 4 | a | c | d | (9,4) | (4,9) | (5,8) | c | a | |
| 5 | a | d | b | (7,6) | (8,5) | (7,6) | d | a | |
| 6 | a | d | c | (4,9) | (8,5) | (9,4) | d | a | $P_D[d,c]$ is updated from (4,9) to (8,5); $pred[d,c]$ is updated from d to a . |
| 7 | b | a | c | (9,4) | (7,6) | (6,7) | a | b | |
| 8 | b | a | d | (5,8) | (7,6) | (6,7) | a | b | $P_D[a,d]$ is updated from (5,8) to (6,7); $pred[a,d]$ is updated from a to b . |
| 9 | b | c | a | (4,9) | (7,6) | (6,7) | c | b | $P_D[c,a]$ is updated from (4,9) to (6,7); $pred[c,a]$ is updated from c to b . |
| 10 | b | c | d | (9,4) | (7,6) | (6,7) | c | b | |
| 11 | b | d | a | (8,5) | (7,6) | (6,7) | d | b | |
| 12 | b | d | c | (8,5) | (7,6) | (6,7) | a | b | |
| 13 | c | a | b | (7,6) | (9,4) | (7,6) | a | c | |
| 14 | c | a | d | (6,7) | (9,4) | (9,4) | b | c | $P_D[a,d]$ is updated from (6,7) to (9,4); $pred[a,d]$ is updated from b to c . |
| 15 | c | b | a | (6,7) | (6,7) | (6,7) | b | b | |
| 16 | c | b | d | (6,7) | (6,7) | (9,4) | b | c | |
| 17 | c | d | a | (8,5) | (8,5) | (6,7) | d | b | |
| 18 | c | d | b | (7,6) | (8,5) | (7,6) | d | c | |
| 19 | d | a | b | (7,6) | (9,4) | (7,6) | a | d | |
| 20 | d | a | c | (9,4) | (9,4) | (8,5) | a | a | |
| 21 | d | b | a | (6,7) | (6,7) | (8,5) | b | d | |
| 22 | d | b | c | (6,7) | (6,7) | (8,5) | b | a | |
| 23 | d | c | a | (6,7) | (9,4) | (8,5) | b | d | $P_D[c,a]$ is updated from (6,7) to (8,5); $pred[c,a]$ is updated from b to d . |
| 24 | d | c | b | (7,6) | (9,4) | (7,6) | c | d | |

3.9.2. Situation #2

Suppose alternative e is added as follows:

Example 9 (new):

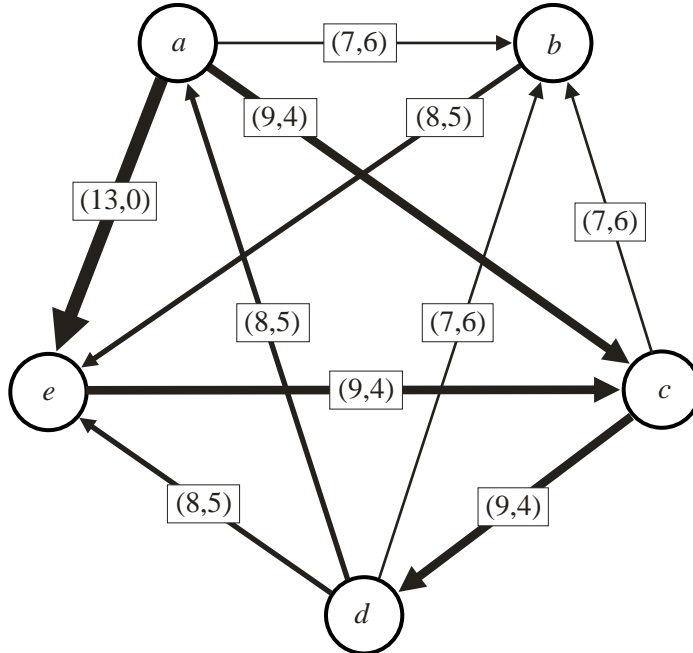
5 voters $a \succ_v e \succ_v c \succ_v d \succ_v b$
2 voters $b \succ_v c \succ_v d \succ_v a \succ_v e$
4 voters $b \succ_v d \succ_v a \succ_v e \succ_v c$
2 voters $c \succ_v d \succ_v a \succ_v b \succ_v e$

The newly added alternative e is Pareto-dominated by alternative a , because $a \succ_v e$ for every voter $v \in V$. Therefore, (3.8.1) – (3.8.4) say that the result should not change.

The pairwise matrix N^{new} looks as follows:

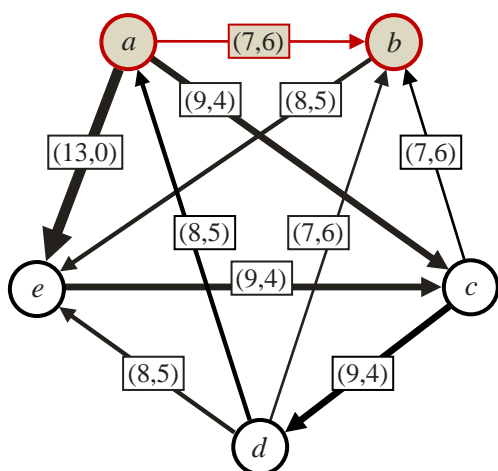
| | $N^{\text{new}}[*,a]$ | $N^{\text{new}}[*,b]$ | $N^{\text{new}}[*,c]$ | $N^{\text{new}}[*,d]$ | $N^{\text{new}}[*,e]$ |
|-----------------------|-----------------------|-----------------------|-----------------------|-----------------------|-----------------------|
| $N^{\text{new}}[a,*]$ | --- | 7 | 9 | 5 | 13 |
| $N^{\text{new}}[b,*]$ | 6 | --- | 6 | 6 | 8 |
| $N^{\text{new}}[c,*]$ | 4 | 7 | --- | 9 | 4 |
| $N^{\text{new}}[d,*]$ | 8 | 7 | 4 | --- | 8 |
| $N^{\text{new}}[e,*]$ | 0 | 5 | 9 | 5 | --- |

The corresponding digraph looks as follows:

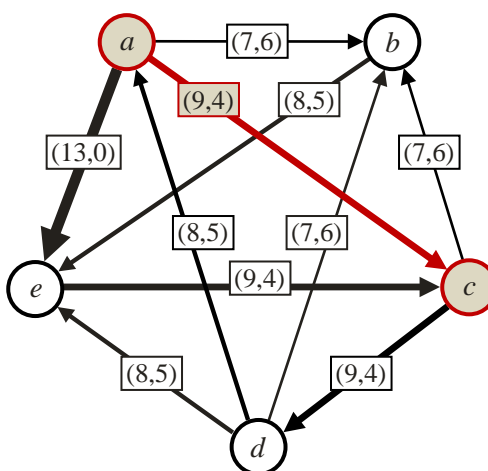


The following table lists the strongest paths, as determined by the Floyd-Warshall algorithm, as defined in section 2.3.1. The critical links of the strongest paths are underlined:

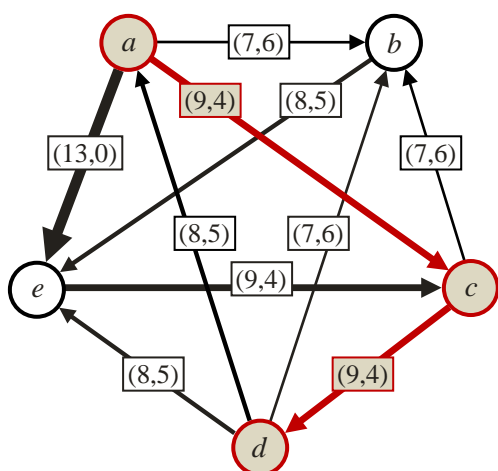
| | ... to <i>a</i> | ... to <i>b</i> | ... to <i>c</i> | ... to <i>d</i> | ... to <i>e</i> |
|-------------------|---|---|---|--|---|
| from <i>a</i> ... | --- | <i>a</i> , <u>(7,6)</u> , <i>b</i> | <i>a</i> , <u>(9,4)</u> , <i>c</i> | <i>a</i> , <u>(9,4)</u> , <i>c</i> , <u>(9,4)</u> , <i>d</i> | <i>a</i> , <u>(13,0)</u> , <i>e</i> |
| from <i>b</i> ... | <i>b</i> , <u>(8,5)</u> , <i>e</i> , (9,4), <i>c</i> , (9,4), <i>d</i> , <u>(8,5)</u> , <i>a</i> | --- | <i>b</i> , <u>(8,5)</u> , <i>e</i> , (9,4), <i>c</i> | <i>b</i> , <u>(8,5)</u> , <i>e</i> , (9,4), <i>c</i> , (9,4), <i>d</i> | <i>b</i> , <u>(8,5)</u> , <i>e</i> |
| from <i>c</i> ... | <i>c</i> , (9,4), <i>d</i> , <u>(8,5)</u> , <i>a</i> | <i>c</i> , <u>(7,6)</u> , <i>b</i> | --- | <i>c</i> , <u>(9,4)</u> , <i>d</i> | <i>c</i> , (9,4), <i>d</i> , <u>(8,5)</u> , <i>e</i> |
| from <i>d</i> ... | <i>d</i> , <u>(8,5)</u> , <i>a</i> | <i>d</i> , <u>(7,6)</u> , <i>b</i> | <i>d</i> , <u>(8,5)</u> , <i>a</i> , (9,4), <i>c</i> | --- | <i>d</i> , <u>(8,5)</u> , <i>e</i> |
| from <i>e</i> ... | <i>e</i> , (9,4), <i>c</i> , (9,4), <i>d</i> , <u>(8,5)</u> , <i>a</i> | <i>e</i> , (9,4), <i>c</i> , <u>(7,6)</u> , <i>b</i> | <i>e</i> , <u>(9,4)</u> , <i>c</i> | <i>e</i> , <u>(9,4)</u> , <i>c</i> , <u>(9,4)</u> , <i>d</i> | --- |



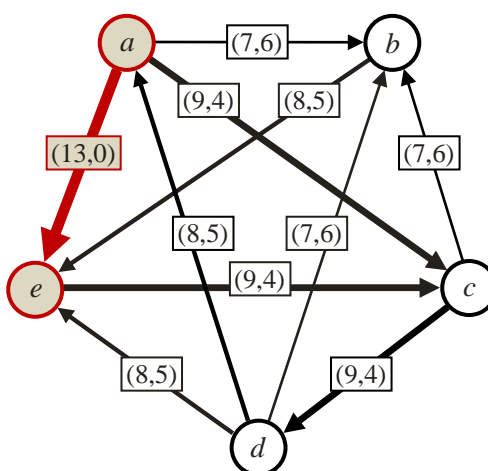
The strongest path from a to b is:
 $a, \underline{(7,6)}, b$



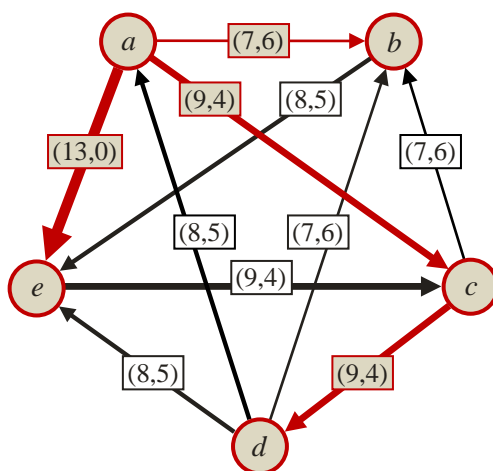
The strongest path from a to c is:
 $a, \underline{(9,4)}, c$



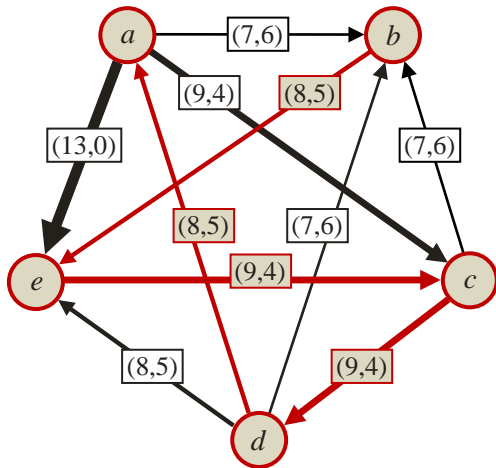
The strongest path from a to d is:
 $a, \underline{(9,4)}, c, \underline{(9,4)}, d$



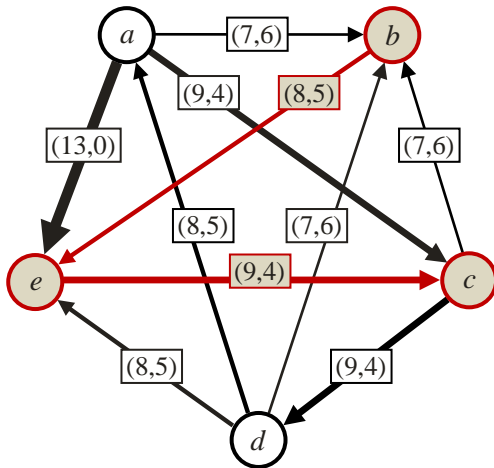
The strongest path from a to e is:
 $a, \underline{(13,0)}, e$



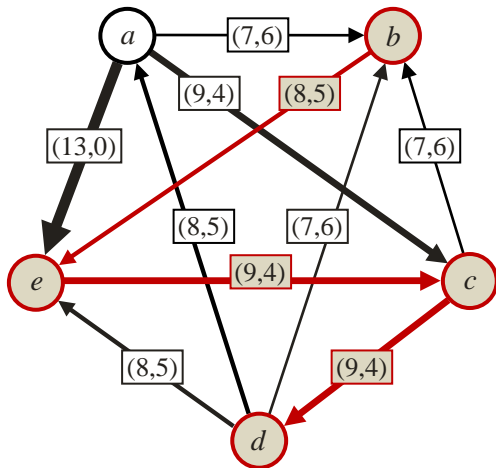
These are the strongest paths
 from a to every other alternative.



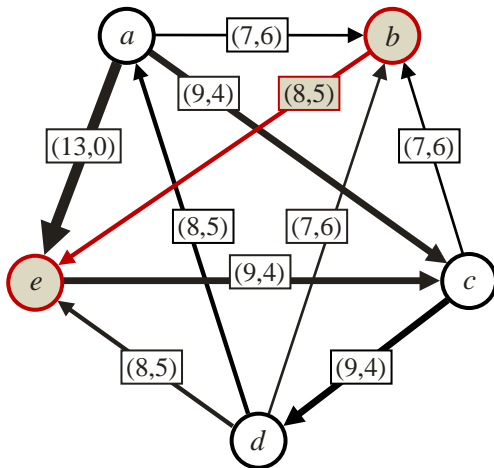
The strongest path from b to a is:
 $b, \underline{(8,5)}, e, (9,4), c, (9,4), d, \underline{(8,5)}, a$



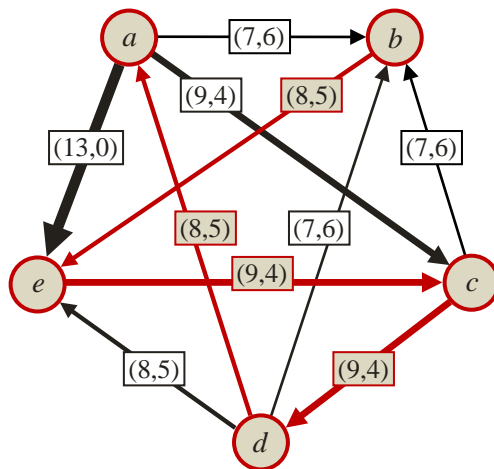
The strongest path from b to c is:
 $b, \underline{(8,5)}, e, (9,4), c$



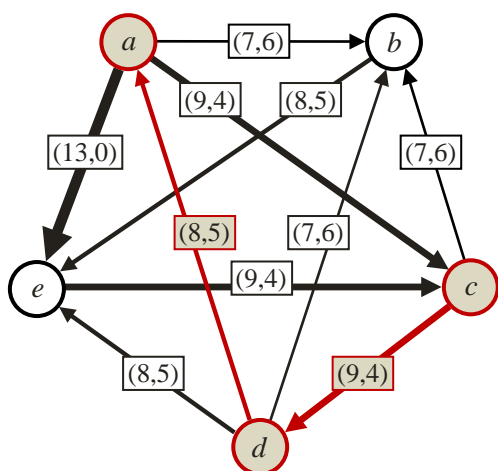
The strongest path from b to d is:
 $b, \underline{(8,5)}, e, (9,4), c, (9,4), d$



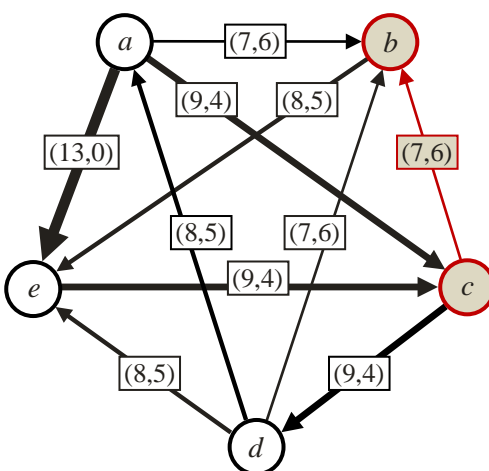
The strongest path from b to e is:
 $b, \underline{(8,5)}, e$



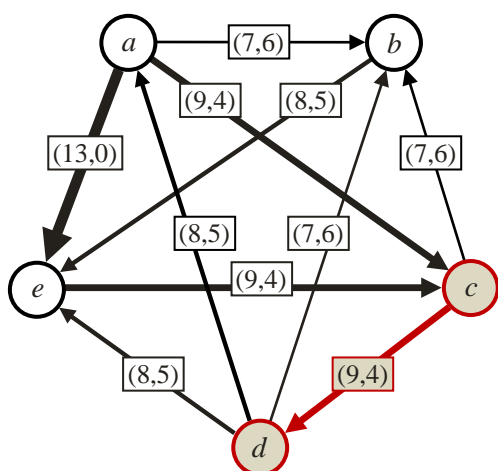
These are the strongest paths
 from b to every other alternative.



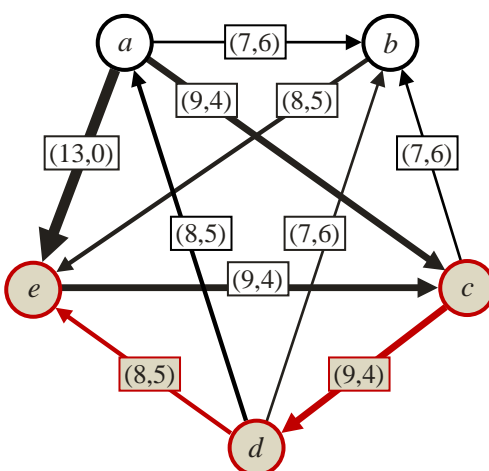
The strongest path from c to a is:
 $c, (9,4), d, (8,5), a$



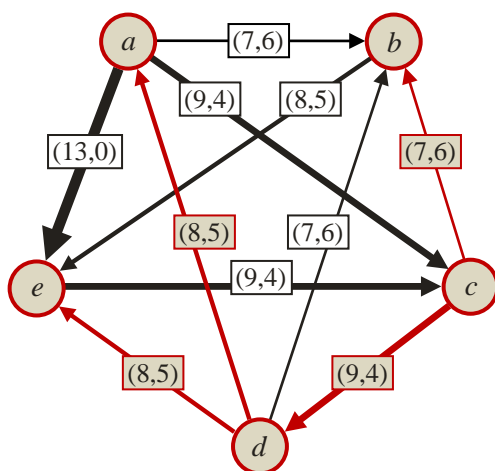
The strongest path from c to b is:
 $c, (7,6), b$



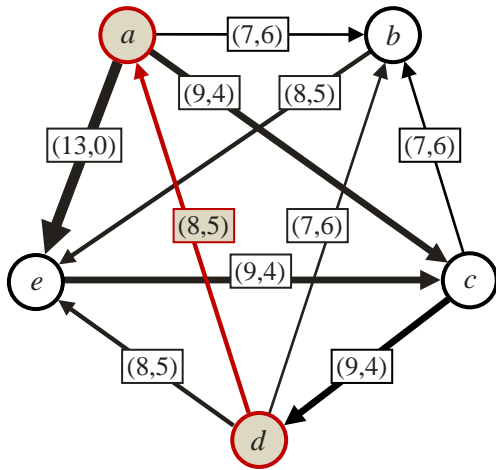
The strongest path from c to d is:
 $c, (9,4), d$



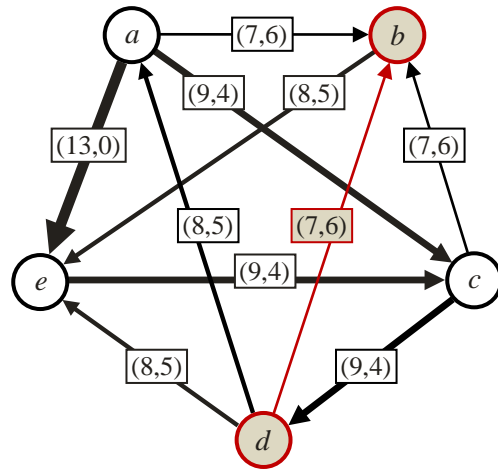
The strongest path from c to e is:
 $c, (9,4), d, (8,5), e$



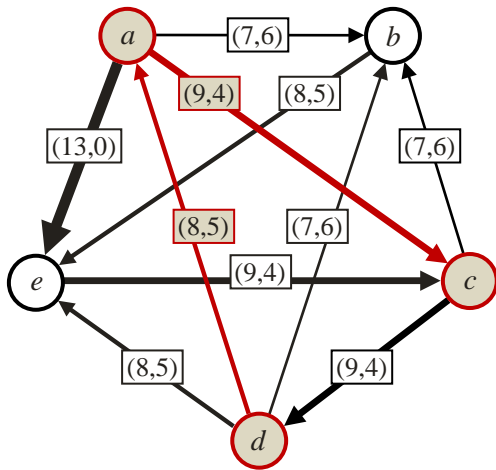
These are the strongest paths
 from c to every other alternative.



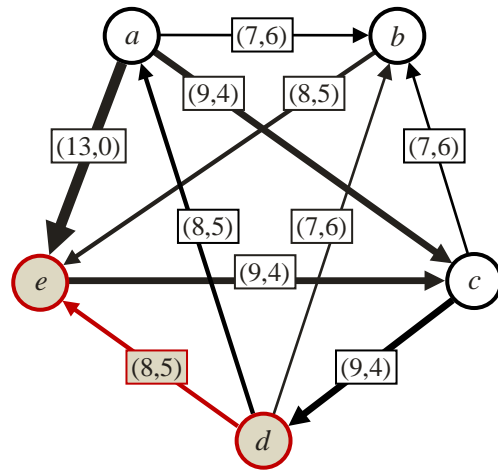
The strongest path from d to a is:
 $d, \underline{(8,5)}, a$



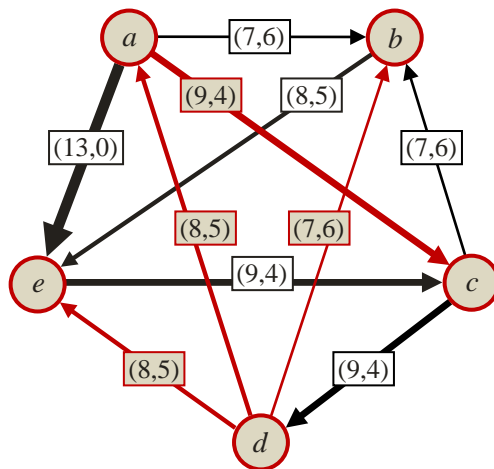
The strongest path from d to b is:
 $d, \underline{(7,6)}, b$



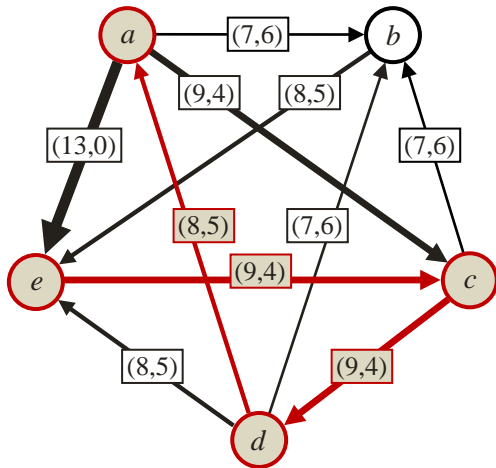
The strongest path from d to c is:
 $d, \underline{(8,5)}, a, (9,4), c$



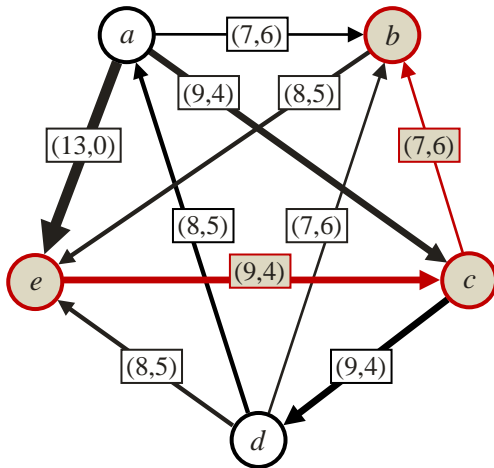
The strongest path from d to e is:
 $d, \underline{(8,5)}, e$



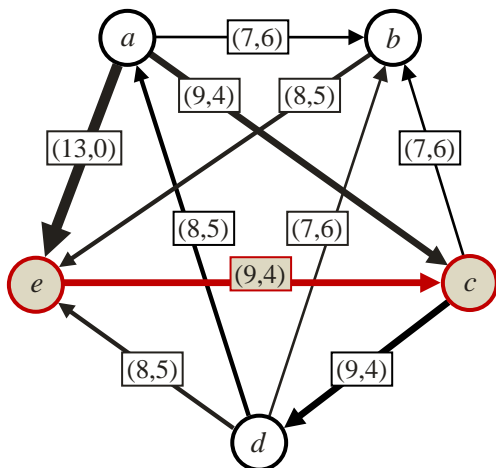
These are the strongest paths
 from d to every other alternative.



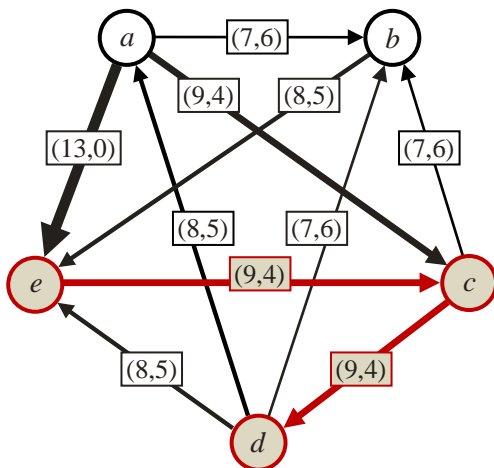
The strongest path from e to a is:
 $e, (9,4), c, (9,4), d, \underline{(8,5)}, a$



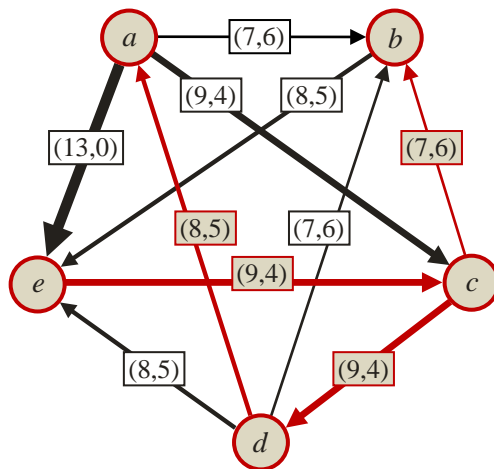
The strongest path from e to b is:
 $e, (9,4), c, \underline{(7,6)}, b$



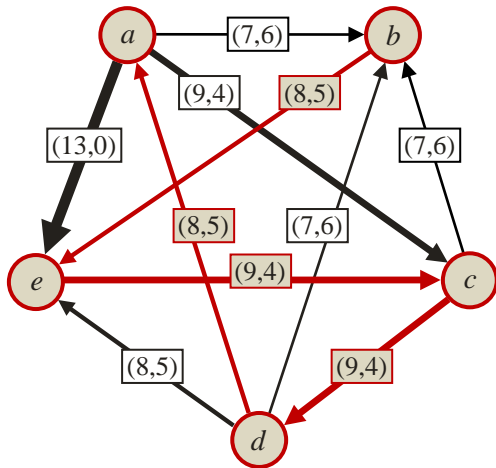
The strongest path from e to c is:
 $e, \underline{(9,4)}, c$



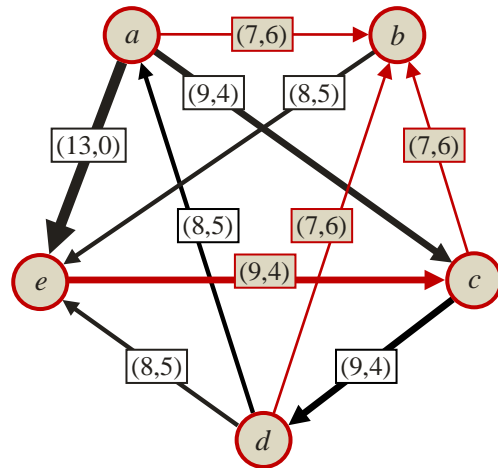
The strongest path from e to d is:
 $e, \underline{(9,4)}, c, \underline{(9,4)}, d$



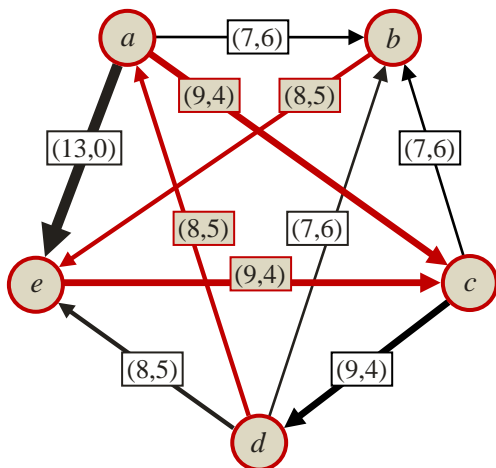
These are the strongest paths
 from e to every other alternative.



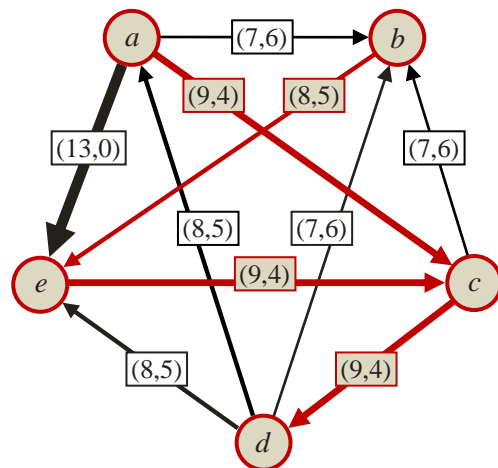
These are the strongest paths from every other alternative to a .



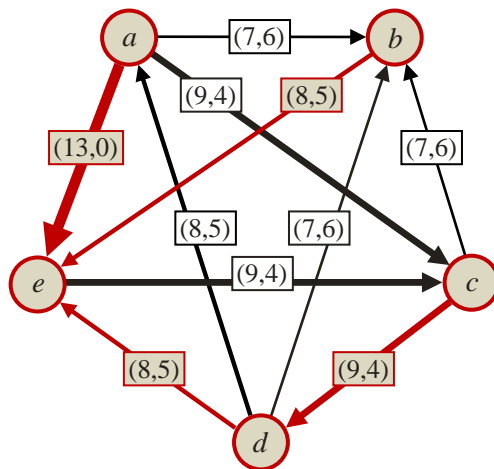
These are the strongest paths from every other alternative to b .



These are the strongest paths from every other alternative to c .



These are the strongest paths from every other alternative to d .



These are the strongest paths from every other alternative to e .

Therefore, the strengths of the strongest paths are:

| | $P_D[*,a]$ | $P_D[*,b]$ | $P_D[*,c]$ | $P_D[*,d]$ | $P_D[*,e]$ |
|------------|------------|------------|------------|------------|------------|
| $P_D[a,*]$ | --- | (7,6) | (9,4) | (9,4) | (13,0) |
| $P_D[b,*]$ | (8,5) | --- | (8,5) | (8,5) | (8,5) |
| $P_D[c,*]$ | (8,5) | (7,6) | --- | (9,4) | (8,5) |
| $P_D[d,*]$ | (8,5) | (7,6) | (8,5) | --- | (8,5) |
| $P_D[e,*]$ | (8,5) | (7,6) | (9,4) | (9,4) | --- |

We get $\mathcal{O}^{\text{new}} = \{ac, ad, ae, ba, bc, bd, be, cd, ec, ed\}$ and $\mathcal{S}^{\text{new}} = \{b\}$.

Example 9 shows that the Schulze method, as defined in section 2.2, violates IPDA, as defined in (3.8.1) – (3.8.4). For example, we have (1) $ab \in \mathcal{O}^{\text{old}}$ and $ba \in \mathcal{O}^{\text{new}}$, (2) $cb \in \mathcal{O}^{\text{old}}$ and $bc \in \mathcal{O}^{\text{new}}$, (3) $db \in \mathcal{O}^{\text{old}}$ and $bd \in \mathcal{O}^{\text{new}}$, (4) $a \in \mathcal{S}^{\text{old}}$ and $a \notin \mathcal{S}^{\text{new}}$, and (5) $b \notin \mathcal{S}^{\text{old}}$ and $b \in \mathcal{S}^{\text{new}}$.

Suppose, the strongest paths are calculated with the Floyd-Warshall algorithm, as defined in section 2.3.1. Then the following table documents the $C \cdot (C-1) \cdot (C-2) = 60$ steps of the Floyd-Warshall algorithm.

We start with

- $P_D[i,j] := (N[i,j], N[j,i])$ for all $i \in A$ and $j \in A \setminus \{i\}$.
- $\text{pred}[i,j] := i$ for all $i \in A$ and $j \in A \setminus \{i\}$.

| | i | j | k | $P_D[j,k]$ | $P_D[j,i]$ | $P_D[i,k]$ | $pred[j,k]$ | $pred[i,k]$ | result |
|----|-----|-----|-----|------------|------------|------------|-------------|-------------|---|
| 1 | a | b | c | (6,7) | (6,7) | (9,4) | b | a | |
| 2 | a | b | d | (6,7) | (6,7) | (5,8) | b | a | |
| 3 | a | b | e | (8,5) | (6,7) | (13,0) | b | a | |
| 4 | a | c | b | (7,6) | (4,9) | (7,6) | c | a | |
| 5 | a | c | d | (9,4) | (4,9) | (5,8) | c | a | |
| 6 | a | c | e | (4,9) | (4,9) | (13,0) | c | a | |
| 7 | a | d | b | (7,6) | (8,5) | (7,6) | d | a | |
| 8 | a | d | c | (4,9) | (8,5) | (9,4) | d | a | $P_D[d,c]$ is updated from (4,9) to (8,5); $pred[d,c]$ is updated from d to a . |
| 9 | a | d | e | (8,5) | (8,5) | (13,0) | d | a | |
| 10 | a | e | b | (5,8) | (0,13) | (7,6) | e | a | |
| 11 | a | e | c | (9,4) | (0,13) | (9,4) | e | a | |
| 12 | a | e | d | (5,8) | (0,13) | (5,8) | e | a | |
| 13 | b | a | c | (9,4) | (7,6) | (6,7) | a | b | |
| 14 | b | a | d | (5,8) | (7,6) | (6,7) | a | b | $P_D[a,d]$ is updated from (5,8) to (6,7); $pred[a,d]$ is updated from a to b . |
| 15 | b | a | e | (13,0) | (7,6) | (8,5) | a | b | |
| 16 | b | c | a | (4,9) | (7,6) | (6,7) | c | b | $P_D[c,a]$ is updated from (4,9) to (6,7); $pred[c,a]$ is updated from c to b . |
| 17 | b | c | d | (9,4) | (7,6) | (6,7) | c | b | |
| 18 | b | c | e | (4,9) | (7,6) | (8,5) | c | b | $P_D[c,e]$ is updated from (4,9) to (7,6); $pred[c,e]$ is updated from c to b . |
| 19 | b | d | a | (8,5) | (7,6) | (6,7) | d | b | |
| 20 | b | d | c | (8,5) | (7,6) | (6,7) | a | b | |
| 21 | b | d | e | (8,5) | (7,6) | (8,5) | d | b | |
| 22 | b | e | a | (0,13) | (5,8) | (6,7) | e | b | $P_D[e,a]$ is updated from (0,13) to (5,8); $pred[e,a]$ is updated from e to b . |
| 23 | b | e | c | (9,4) | (5,8) | (6,7) | e | b | |
| 24 | b | e | d | (5,8) | (5,8) | (6,7) | e | b | |
| 25 | c | a | b | (7,6) | (9,4) | (7,6) | a | c | |
| 26 | c | a | d | (6,7) | (9,4) | (9,4) | b | c | $P_D[a,d]$ is updated from (6,7) to (9,4); $pred[a,d]$ is updated from b to c . |
| 27 | c | a | e | (13,0) | (9,4) | (7,6) | a | b | |
| 28 | c | b | a | (6,7) | (6,7) | (6,7) | b | b | |
| 29 | c | b | d | (6,7) | (6,7) | (9,4) | b | c | |
| 30 | c | b | e | (8,5) | (6,7) | (7,6) | b | b | |

| | i | j | k | $P_D[j,k]$ | $P_D[j,i]$ | $P_D[i,k]$ | $pred[j,k]$ | $pred[i,k]$ | result |
|----|-----|-----|-----|------------|------------|------------|-------------|-------------|--|
| 31 | c | d | a | (8,5) | (8,5) | (6,7) | d | b | |
| 32 | c | d | b | (7,6) | (8,5) | (7,6) | d | c | |
| 33 | c | d | e | (8,5) | (8,5) | (7,6) | d | b | |
| 34 | c | e | a | (5,8) | (9,4) | (6,7) | b | b | $P_D[e,a]$ is updated from (5,8) to (6,7). |
| 35 | c | e | b | (5,8) | (9,4) | (7,6) | e | c | $P_D[e,b]$ is updated from (5,8) to (7,6); $pred[e,b]$ is updated from e to c . |
| 36 | c | e | d | (5,8) | (9,4) | (9,4) | e | c | $P_D[e,d]$ is updated from (5,8) to (9,4); $pred[e,d]$ is updated from e to c . |
| 37 | d | a | b | (7,6) | (9,4) | (7,6) | a | d | |
| 38 | d | a | c | (9,4) | (9,4) | (8,5) | a | a | |
| 39 | d | a | e | (13,0) | (9,4) | (8,5) | a | d | |
| 40 | d | b | a | (6,7) | (6,7) | (8,5) | b | d | |
| 41 | d | b | c | (6,7) | (6,7) | (8,5) | b | a | |
| 42 | d | b | e | (8,5) | (6,7) | (8,5) | b | d | |
| 43 | d | c | a | (6,7) | (9,4) | (8,5) | b | d | $P_D[c,a]$ is updated from (6,7) to (8,5); $pred[c,a]$ is updated from b to d . |
| 44 | d | c | b | (7,6) | (9,4) | (7,6) | c | d | |
| 45 | d | c | e | (7,6) | (9,4) | (8,5) | b | d | $P_D[c,e]$ is updated from (7,6) to (8,5); $pred[c,e]$ is updated from b to d . |
| 46 | d | e | a | (6,7) | (9,4) | (8,5) | b | d | $P_D[e,a]$ is updated from (6,7) to (8,5); $pred[e,a]$ is updated from b to d . |
| 47 | d | e | b | (7,6) | (9,4) | (7,6) | c | d | |
| 48 | d | e | c | (9,4) | (9,4) | (8,5) | e | a | |
| 49 | e | a | b | (7,6) | (13,0) | (7,6) | a | c | |
| 50 | e | a | c | (9,4) | (13,0) | (9,4) | a | e | |
| 51 | e | a | d | (9,4) | (13,0) | (9,4) | c | c | |
| 52 | e | b | a | (6,7) | (8,5) | (8,5) | b | d | $P_D[b,a]$ is updated from (6,7) to (8,5); $pred[b,a]$ is updated from b to d . |
| 53 | e | b | c | (6,7) | (8,5) | (9,4) | b | e | $P_D[b,c]$ is updated from (6,7) to (8,5); $pred[b,c]$ is updated from b to e . |
| 54 | e | b | d | (6,7) | (8,5) | (9,4) | b | c | $P_D[b,d]$ is updated from (6,7) to (8,5); $pred[b,d]$ is updated from b to c . |
| 55 | e | c | a | (8,5) | (8,5) | (8,5) | d | d | |
| 56 | e | c | b | (7,6) | (8,5) | (7,6) | c | c | |
| 57 | e | c | d | (9,4) | (8,5) | (9,4) | c | c | |
| 58 | e | d | a | (8,5) | (8,5) | (8,5) | d | d | |
| 59 | e | d | b | (7,6) | (8,5) | (7,6) | d | c | |
| 60 | e | d | c | (8,5) | (8,5) | (9,4) | a | e | |

3.10. Example 10

When each voter $v \in V$ casts a linear order \succ_v on A , then all definitions for \succ_D , that satisfy presumption (2.1.1), are equivalent. However, when some voters cast non-linear orders, then there are many possible definitions for the strength of a link. The following example illustrates how the different definitions for the strength of a link can lead to different winners.

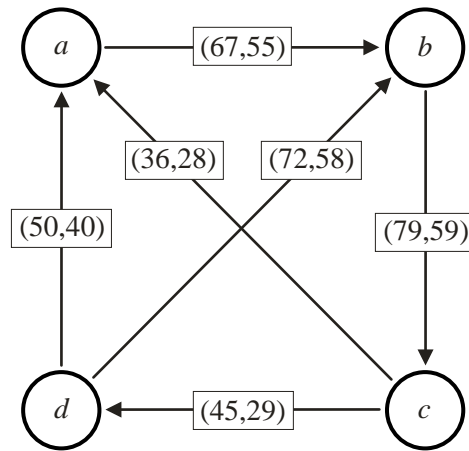
Example 10:

| | |
|-----------|---------------------------------------|
| 6 voters | $a \succ_v b \succ_v c \succ_v d$ |
| 8 voters | $a \approx_v b \succ_v c \approx_v d$ |
| 8 voters | $a \approx_v c \succ_v b \approx_v d$ |
| 18 voters | $a \approx_v c \succ_v d \succ_v b$ |
| 8 voters | $a \approx_v c \approx_v d \succ_v b$ |
| 40 voters | $b \succ_v a \approx_v c \approx_v d$ |
| 4 voters | $c \succ_v b \succ_v d \succ_v a$ |
| 9 voters | $c \succ_v d \succ_v a \succ_v b$ |
| 8 voters | $c \approx_v d \succ_v a \approx_v b$ |
| 14 voters | $d \succ_v a \succ_v b \succ_v c$ |
| 11 voters | $d \succ_v b \succ_v c \succ_v a$ |
| 4 voters | $d \succ_v c \succ_v a \succ_v b$ |

The pairwise matrix N looks as follows:

| | $N[*,a]$ | $N[*,b]$ | $N[*,c]$ | $N[*,d]$ |
|----------|----------|----------|----------|----------|
| $N[a,*]$ | --- | 67 | 28 | 40 |
| $N[b,*]$ | 55 | --- | 79 | 58 |
| $N[c,*]$ | 36 | 59 | --- | 45 |
| $N[d,*]$ | 50 | 72 | 29 | --- |

The corresponding digraph looks as follows:



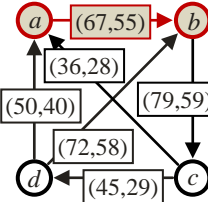
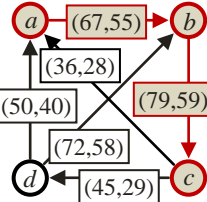
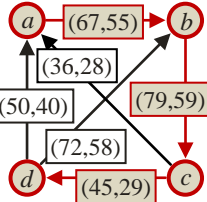
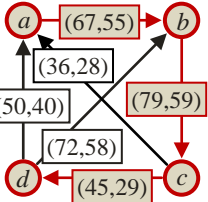
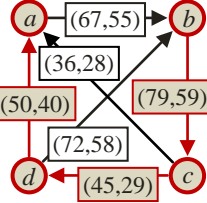
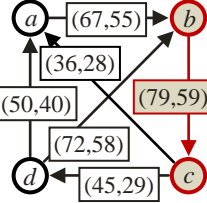
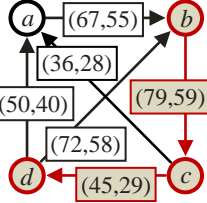
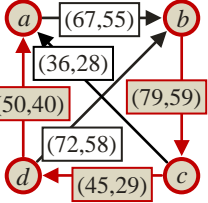
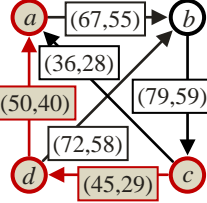
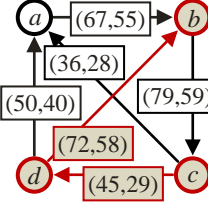
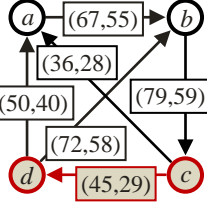
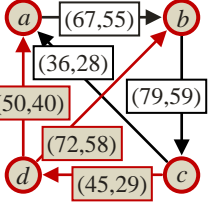
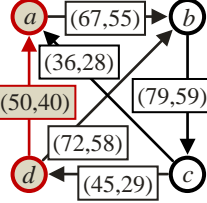
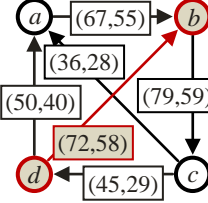
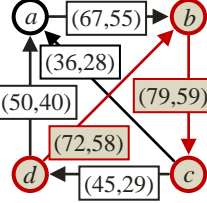
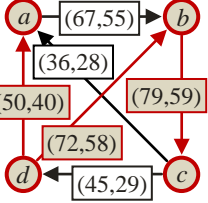
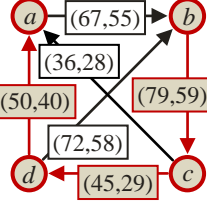
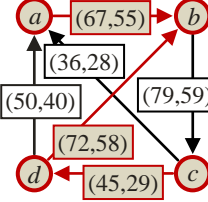
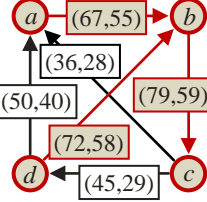
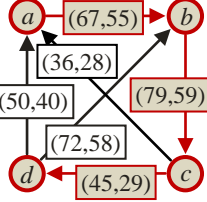
a) margin

We get: $(N[b,c], N[c,b]) \succ_{\text{margin}} (N[c,d], N[d,c]) \succ_{\text{margin}} (N[d,b], N[b,d])$
 $\succ_{\text{margin}} (N[a,b], N[b,a]) \succ_{\text{margin}} (N[d,a], N[a,d]) \succ_{\text{margin}} (N[c,a], N[a,c])$.

The pairwise victories are:

bc with a margin of $N[b,c] - N[c,b] = 20$
 cd with a margin of $N[c,d] - N[d,c] = 16$
 db with a margin of $N[d,b] - N[b,d] = 14$
 ab with a margin of $N[a,b] - N[b,a] = 12$
 da with a margin of $N[d,a] - N[a,d] = 10$
 ca with a margin of $N[c,a] - N[a,c] = 8$

The following table lists the strongest paths, as determined by the Floyd-Warshall algorithm, as defined in section 2.3.1. The critical links of the strongest paths are underlined:

| | ... to <i>a</i> | ... to <i>b</i> | ... to <i>c</i> | ... to <i>d</i> | ... to every other alternative |
|----------------------------------|---|---|--|---|---|
| from <i>a</i> ... | --- |  <i>a</i> , <u>(67,55)</u> , <i>b</i> |  <i>a</i> , <u>(67,55)</u> , <i>b</i> , <u>(79,59)</u> , <i>c</i> |  <i>a</i> , <u>(67,55)</u> , <i>b</i> , <u>(79,59)</u> , <i>c</i> , <u>(45,29)</u> , <i>d</i> |  |
| from <i>b</i> ... |  <i>b</i> , <u>(79,59)</u> , <i>c</i> , <u>(45,29)</u> , <i>d</i> , <u>(50,40)</u> , <i>a</i> | --- |  <i>b</i> , <u>(79,59)</u> , <i>c</i> |  <i>b</i> , <u>(79,59)</u> , <i>c</i> , <u>(45,29)</u> , <i>d</i> |  |
| from <i>c</i> ... |  <i>c</i> , <u>(45,29)</u> , <i>d</i> , <u>(50,40)</u> , <i>a</i> |  <i>c</i> , <u>(45,29)</u> , <i>d</i> , <u>(72,58)</u> , <i>b</i> | --- |  <i>c</i> , <u>(45,29)</u> , <i>d</i> |  |
| from <i>d</i> ... |  <i>d</i> , <u>(50,40)</u> , <i>a</i> |  <i>d</i> , <u>(72,58)</u> , <i>b</i> |  <i>d</i> , <u>(72,58)</u> , <i>b</i> , <u>(79,59)</u> , <i>c</i> | --- |  |
| from every other alternative ... |  |  |  |  | --- |

The strengths of the strongest paths are:

| | $P_{\text{margin}}[* , a]$ | $P_{\text{margin}}[* , b]$ | $P_{\text{margin}}[* , c]$ | $P_{\text{margin}}[* , d]$ |
|---------------------------|----------------------------|----------------------------|----------------------------|----------------------------|
| $P_{\text{margin}}[a, *]$ | --- | (67,55) | (67,55) | (67,55) |
| $P_{\text{margin}}[b, *]$ | (50,40) | --- | (79,59) | (45,29) |
| $P_{\text{margin}}[c, *]$ | (50,40) | (72,58) | --- | (45,29) |
| $P_{\text{margin}}[d, *]$ | (50,40) | (72,58) | (72,58) | --- |

We get $O_{\text{margin}} = \{ab, ac, ad, bc, bd, cd\}$ and $S_{\text{margin}} = \{a\}$.

Suppose, the strongest paths are calculated with the Floyd-Warshall algorithm, as defined in section 2.3.1. Then the following table documents the $C \cdot (C-1) \cdot (C-2) = 24$ steps of the Floyd-Warshall algorithm.

We start with

- $P_{\text{margin}}[i, j] := (N[i, j], N[j, i])$ for all $i \in A$ and $j \in A \setminus \{i\}$.
- $\text{pred}[i, j] := i$ for all $i \in A$ and $j \in A \setminus \{i\}$.

| | i | j | k | $P_{\text{margin}}[j,k]$ | $P_{\text{margin}}[j,i]$ | $P_{\text{margin}}[i,k]$ | $\text{pred}[j,k]$ | $\text{pred}[i,k]$ | result |
|----|-----|-----|-----|--------------------------|--------------------------|--------------------------|--------------------|--------------------|--|
| 1 | a | b | c | (79,59) | (55,67) | (28,36) | b | a | |
| 2 | a | b | d | (58,72) | (55,67) | (40,50) | b | a | $P_{\text{margin}}[b,d]$ is updated from (58,72) to (55,67); $\text{pred}[b,d]$ is updated from b to a . |
| 3 | a | c | b | (59,79) | (36,28) | (67,55) | c | a | $P_{\text{margin}}[c,b]$ is updated from (59,79) to (36,28); $\text{pred}[c,b]$ is updated from c to a . |
| 4 | a | c | d | (45,29) | (36,28) | (40,50) | c | a | |
| 5 | a | d | b | (72,58) | (50,40) | (67,55) | d | a | |
| 6 | a | d | c | (29,45) | (50,40) | (28,36) | d | a | $P_{\text{margin}}[d,c]$ is updated from (29,45) to (28,36); $\text{pred}[d,c]$ is updated from d to a . |
| 7 | b | a | c | (28,36) | (67,55) | (79,59) | a | b | $P_{\text{margin}}[a,c]$ is updated from (28,36) to (67,55); $\text{pred}[a,c]$ is updated from a to b . |
| 8 | b | a | d | (40,50) | (67,55) | (55,67) | a | a | |
| 9 | b | c | a | (36,28) | (36,28) | (55,67) | c | b | |
| 10 | b | c | d | (45,29) | (36,28) | (55,67) | c | a | |
| 11 | b | d | a | (50,40) | (72,58) | (55,67) | d | b | |
| 12 | b | d | c | (28,36) | (72,58) | (79,59) | a | b | $P_{\text{margin}}[d,c]$ is updated from (28,36) to (72,58); $\text{pred}[d,c]$ is updated from a to b . |
| 13 | c | a | b | (67,55) | (67,55) | (36,28) | a | a | |
| 14 | c | a | d | (40,50) | (67,55) | (45,29) | a | c | $P_{\text{margin}}[a,d]$ is updated from (40,50) to (67,55); $\text{pred}[a,d]$ is updated from a to c . |
| 15 | c | b | a | (55,67) | (79,59) | (36,28) | b | c | $P_{\text{margin}}[b,a]$ is updated from (55,67) to (36,28); $\text{pred}[b,a]$ is updated from b to c . |
| 16 | c | b | d | (55,67) | (79,59) | (45,29) | a | c | $P_{\text{margin}}[b,d]$ is updated from (55,67) to (45,29); $\text{pred}[b,d]$ is updated from a to c . |
| 17 | c | d | a | (50,40) | (72,58) | (36,28) | d | c | |
| 18 | c | d | b | (72,58) | (72,58) | (36,28) | d | a | |
| 19 | d | a | b | (67,55) | (67,55) | (72,58) | a | d | |
| 20 | d | a | c | (67,55) | (67,55) | (72,58) | b | b | |
| 21 | d | b | a | (36,28) | (45,29) | (50,40) | c | d | $P_{\text{margin}}[b,a]$ is updated from (36,28) to (50,40); $\text{pred}[b,a]$ is updated from c to d . |
| 22 | d | b | c | (79,59) | (45,29) | (72,58) | b | b | |
| 23 | d | c | a | (36,28) | (45,29) | (50,40) | c | d | $P_{\text{margin}}[c,a]$ is updated from (36,28) to (50,40); $\text{pred}[c,a]$ is updated from c to d . |
| 24 | d | c | b | (36,28) | (45,29) | (72,58) | a | d | $P_{\text{margin}}[c,b]$ is updated from (36,28) to (72,58); $\text{pred}[c,b]$ is updated from a to d . |

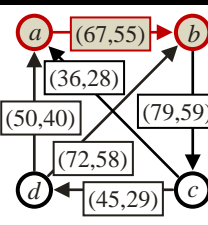
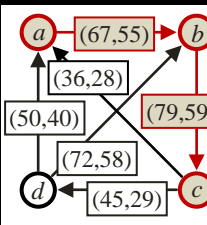
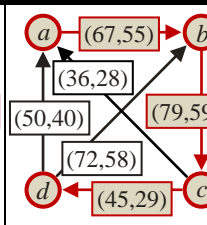
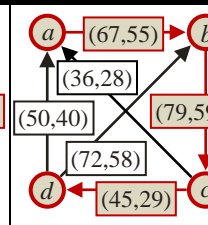
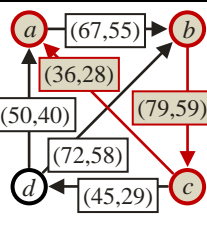
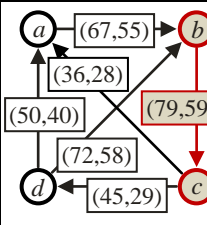
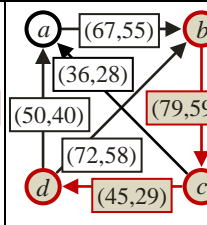
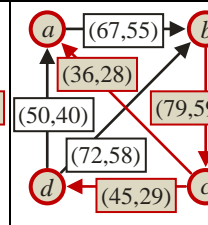
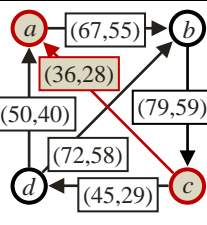
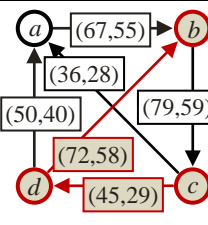
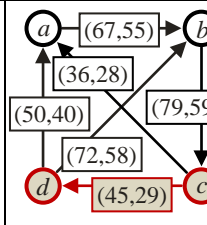
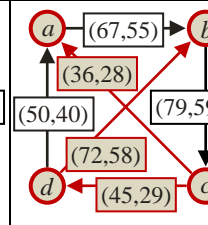
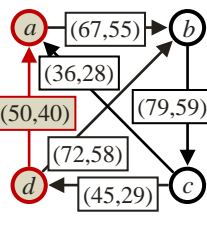
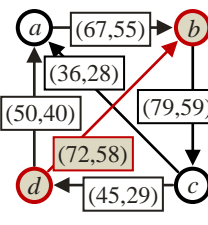
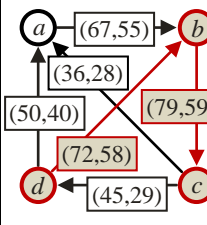
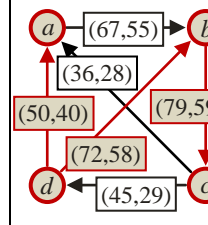
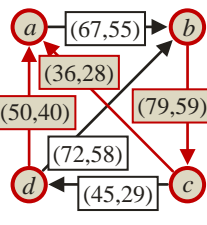
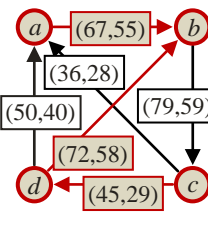
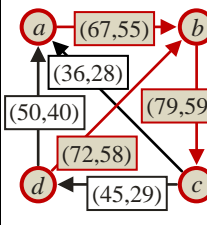
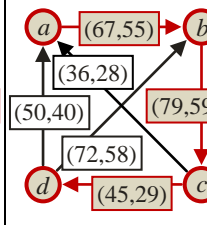
b) ratio

We get: $(N[c,d],N[d,c]) \succ_{ratio} (N[b,c],N[c,b]) \succ_{ratio} (N[c,a],N[a,c]) \succ_{ratio} (N[d,a],N[a,d]) \succ_{ratio} (N[d,b],N[b,d]) \succ_{ratio} (N[a,b],N[b,a])$.

The pairwise victories are:

cd with a ratio of $N[c,d] / N[d,c] = 1.552$
bc with a ratio of $N[b,c] / N[c,b] = 1.339$
ca with a ratio of $N[c,a] / N[a,c] = 1.286$
da with a ratio of $N[d,a] / N[a,d] = 1.250$
db with a ratio of $N[d,b] / N[b,d] = 1.241$
ab with a ratio of $N[a,b] / N[b,a] = 1.218$

The following table lists the strongest paths, as determined by the Floyd-Warshall algorithm, as defined in section 2.3.1. The critical links of the strongest paths are underlined:

| | ... to <i>a</i> | ... to <i>b</i> | ... to <i>c</i> | ... to <i>d</i> | ... to every other alternative |
|----------------------------------|---|---|---|---|---|
| from <i>a</i> ... | --- |  <i>a</i> , <u>(67,55)</u> , <i>b</i> |  <i>a</i> , <u>(67,55)</u> , <i>b</i> , <u>(79,59)</u> , <i>c</i> |  <i>a</i> , <u>(67,55)</u> , <i>b</i> , <u>(79,59)</u> , <i>c</i> , <u>(45,29)</u> , <i>d</i> |  |
| from <i>b</i> ... |  <i>b</i> , <u>(79,59)</u> , <i>c</i> , <u>(36,28)</u> , <i>a</i> | --- |  <i>b</i> , <u>(79,59)</u> , <i>c</i> |  <i>b</i> , <u>(79,59)</u> , <i>c</i> , <u>(45,29)</u> , <i>d</i> |  |
| from <i>c</i> ... |  <i>c</i> , <u>(36,28)</u> , <i>a</i> |  <i>c</i> , <u>(45,29)</u> , <i>d</i> , <u>(72,58)</u> , <i>b</i> | --- |  <i>c</i> , <u>(45,29)</u> , <i>d</i> |  |
| from <i>d</i> ... |  <i>d</i> , <u>(50,40)</u> , <i>a</i> |  <i>d</i> , <u>(72,58)</u> , <i>b</i> |  <i>d</i> , <u>(72,58)</u> , <i>b</i> , <u>(79,59)</u> , <i>c</i> | --- |  |
| from every other alternative ... |  |  |  |  | --- |

The strengths of the strongest paths are:

| | $P_{ratio}[* ,a]$ | $P_{ratio}[* ,b]$ | $P_{ratio}[* ,c]$ | $P_{ratio}[* ,d]$ |
|-------------------|-------------------|-------------------|-------------------|-------------------|
| $P_{ratio}[a, *]$ | --- | (67,55) | (67,55) | (67,55) |
| $P_{ratio}[b, *]$ | (36,28) | --- | (79,59) | (79,59) |
| $P_{ratio}[c, *]$ | (36,28) | (72,58) | --- | (45,29) |
| $P_{ratio}[d, *]$ | (50,40) | (72,58) | (72,58) | --- |

We get $O_{ratio} = \{ba, bc, bd, ca, cd, da\}$ and $S_{ratio} = \{b\}$.

Suppose, the strongest paths are calculated with the Floyd-Warshall algorithm, as defined in section 2.3.1. Then the following table documents the $C \cdot (C-1) \cdot (C-2) = 24$ steps of the Floyd-Warshall algorithm.

We start with

- $P_{ratio}[i,j] := (N[i,j], N[j,i])$ for all $i \in A$ and $j \in A \setminus \{i\}$.
- $pred[i,j] := i$ for all $i \in A$ and $j \in A \setminus \{i\}$.

| | i | j | k | $P_{ratio}[j,k]$ | $P_{ratio}[j,i]$ | $P_{ratio}[i,k]$ | $pred[j,k]$ | $pred[i,k]$ | result |
|----|-----|-----|-----|------------------|------------------|------------------|-------------|-------------|---|
| 1 | a | b | c | (79,59) | (55,67) | (28,36) | b | a | |
| 2 | a | b | d | (58,72) | (55,67) | (40,50) | b | a | |
| 3 | a | c | b | (59,79) | (36,28) | (67,55) | c | a | $P_{ratio}[c,b]$ is updated from (59,79) to (67,55); $pred[c,b]$ is updated from c to a . |
| 4 | a | c | d | (45,29) | (36,28) | (40,50) | c | a | |
| 5 | a | d | b | (72,58) | (50,40) | (67,55) | d | a | |
| 6 | a | d | c | (29,45) | (50,40) | (28,36) | d | a | $P_{ratio}[d,c]$ is updated from (29,45) to (28,36); $pred[d,c]$ is updated from d to a . |
| 7 | b | a | c | (28,36) | (67,55) | (79,59) | a | b | $P_{ratio}[a,c]$ is updated from (28,36) to (67,55); $pred[a,c]$ is updated from a to b . |
| 8 | b | a | d | (40,50) | (67,55) | (58,72) | a | b | $P_{ratio}[a,d]$ is updated from (40,50) to (58,72); $pred[a,d]$ is updated from a to b . |
| 9 | b | c | a | (36,28) | (67,55) | (55,67) | c | b | |
| 10 | b | c | d | (45,29) | (67,55) | (58,72) | c | b | |
| 11 | b | d | a | (50,40) | (72,58) | (55,67) | d | b | |
| 12 | b | d | c | (28,36) | (72,58) | (79,59) | a | b | $P_{ratio}[d,c]$ is updated from (28,36) to (72,58); $pred[d,c]$ is updated from a to b . |
| 13 | c | a | b | (67,55) | (67,55) | (67,55) | a | a | |
| 14 | c | a | d | (58,72) | (67,55) | (45,29) | b | c | $P_{ratio}[a,d]$ is updated from (58,72) to (67,55); $pred[a,d]$ is updated from b to c . |
| 15 | c | b | a | (55,67) | (79,59) | (36,28) | b | c | $P_{ratio}[b,a]$ is updated from (55,67) to (36,28); $pred[b,a]$ is updated from b to c . |
| 16 | c | b | d | (58,72) | (79,59) | (45,29) | b | c | $P_{ratio}[b,d]$ is updated from (58,72) to (79,59); $pred[b,d]$ is updated from b to c . |
| 17 | c | d | a | (50,40) | (72,58) | (36,28) | d | c | |
| 18 | c | d | b | (72,58) | (72,58) | (67,55) | d | a | |
| 19 | d | a | b | (67,55) | (67,55) | (72,58) | a | d | |
| 20 | d | a | c | (67,55) | (67,55) | (72,58) | b | b | |
| 21 | d | b | a | (36,28) | (79,59) | (50,40) | c | d | |
| 22 | d | b | c | (79,59) | (79,59) | (72,58) | b | b | |
| 23 | d | c | a | (36,28) | (45,29) | (50,40) | c | d | |
| 24 | d | c | b | (67,55) | (45,29) | (72,58) | a | d | $P_{ratio}[c,b]$ is updated from (67,55) to (72,58); $pred[c,b]$ is updated from a to d . |

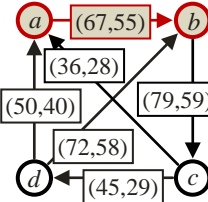
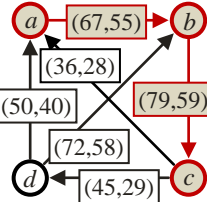
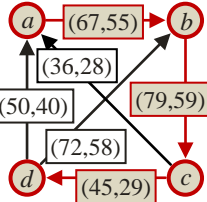
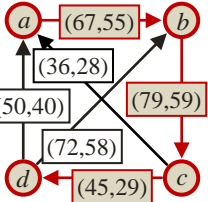
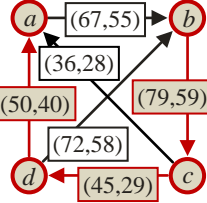
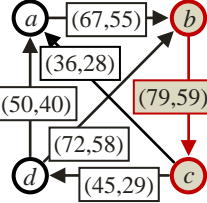
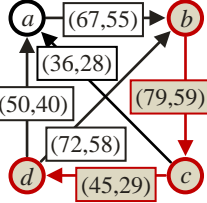
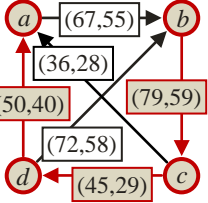
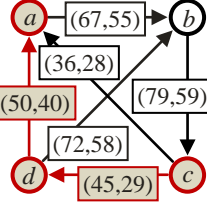
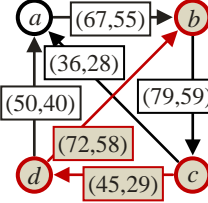
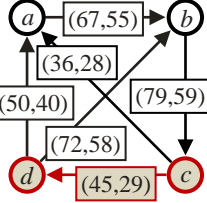
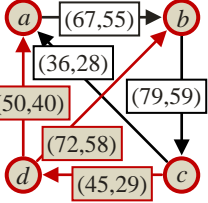
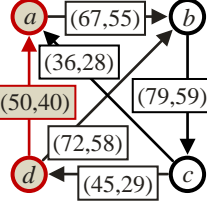
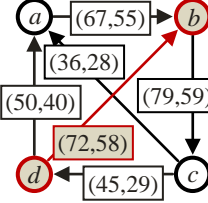
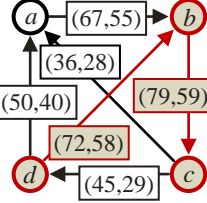
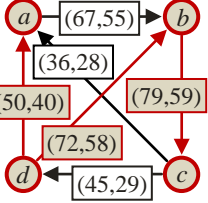
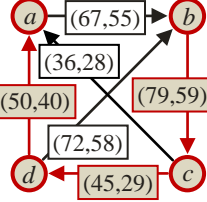
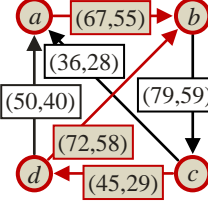
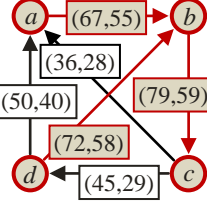
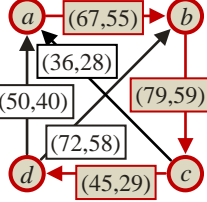
c) winning votes

We get: $(N[b,c],N[c,b]) \succ_{win} (N[d,b],N[b,d]) \succ_{win} (N[a,b],N[b,a]) \succ_{win} (N[d,a],N[a,d]) \succ_{win} (N[c,d],N[d,c]) \succ_{win} (N[c,a],N[a,c])$.

The pairwise victories are:

bc with a support of $N[b,c] = 79$
 db with a support of $N[d,b] = 72$
 ab with a support of $N[a,b] = 67$
 da with a support of $N[d,a] = 50$
 cd with a support of $N[c,d] = 45$
 ca with a support of $N[c,a] = 36$

The following table lists the strongest paths, as determined by the Floyd-Warshall algorithm, as defined in section 2.3.1. The critical links of the strongest paths are underlined:

| | ... to <i>a</i> | ... to <i>b</i> | ... to <i>c</i> | ... to <i>d</i> | ... to every other alternative |
|----------------------------------|---|---|--|---|---|
| from <i>a</i> ... | --- |  <i>a</i> , <u>(67,55)</u> , <i>b</i> |  <i>a</i> , <u>(67,55)</u> , <i>b</i> , <u>(79,59)</u> , <i>c</i> |  <i>a</i> , <u>(67,55)</u> , <i>b</i> , <u>(79,59)</u> , <i>c</i> , <u>(45,29)</u> , <i>d</i> |  |
| from <i>b</i> ... |  <i>b</i> , <u>(79,59)</u> , <i>c</i> , <u>(45,29)</u> , <i>d</i> , <u>(50,40)</u> , <i>a</i> | --- |  <i>b</i> , <u>(79,59)</u> , <i>c</i> |  <i>b</i> , <u>(79,59)</u> , <i>c</i> , <u>(45,29)</u> , <i>d</i> |  |
| from <i>c</i> ... |  <i>c</i> , <u>(45,29)</u> , <i>d</i> , <u>(50,40)</u> , <i>a</i> |  <i>c</i> , <u>(45,29)</u> , <i>d</i> , <u>(72,58)</u> , <i>b</i> | --- |  <i>c</i> , <u>(45,29)</u> , <i>d</i> |  |
| from <i>d</i> ... |  <i>d</i> , <u>(50,40)</u> , <i>a</i> |  <i>d</i> , <u>(72,58)</u> , <i>b</i> |  <i>d</i> , <u>(72,58)</u> , <i>b</i> , <u>(79,59)</u> , <i>c</i> | --- |  |
| from every other alternative ... |  |  |  |  | --- |

The strengths of the strongest paths are:

| | $P_{win}[* ,a]$ | $P_{win}[* ,b]$ | $P_{win}[* ,c]$ | $P_{win}[* ,d]$ |
|----------------|-----------------|-----------------|-----------------|-----------------|
| $P_{win}[a,*]$ | --- | (67,55) | (67,55) | (45,29) |
| $P_{win}[b,*]$ | (45,29) | --- | (79,59) | (45,29) |
| $P_{win}[c,*]$ | (45,29) | (45,29) | --- | (45,29) |
| $P_{win}[d,*]$ | (50,40) | (72,58) | (72,58) | --- |

We get $O_{win} = \{ab, ac, bc, da, db, dc\}$ and $S_{win} = \{d\}$.

Suppose, the strongest paths are calculated with the Floyd-Warshall algorithm, as defined in section 2.3.1. Then the following table documents the $C \cdot (C-1) \cdot (C-2) = 24$ steps of the Floyd-Warshall algorithm.

We start with

- $P_{win}[i,j] := (N[i,j], N[j,i])$ for all $i \in A$ and $j \in A \setminus \{i\}$.
- $pred[i,j] := i$ for all $i \in A$ and $j \in A \setminus \{i\}$.

| | i | j | k | $P_{win}[j,k]$ | $P_{win}[j,i]$ | $P_{win}[i,k]$ | $pred[j,k]$ | $pred[i,k]$ | result |
|----|-----|-----|-----|----------------|----------------|----------------|-------------|-------------|---|
| 1 | a | b | c | (79,59) | (55,67) | (28,36) | b | a | |
| 2 | a | b | d | (58,72) | (55,67) | (40,50) | b | a | $P_{win}[b,d]$ is updated from (58,72) to (55,67); $pred[b,d]$ is updated from b to a . |
| 3 | a | c | b | (59,79) | (36,28) | (67,55) | c | a | $P_{win}[c,b]$ is updated from (59,79) to (36,28); $pred[c,b]$ is updated from c to a . |
| 4 | a | c | d | (45,29) | (36,28) | (40,50) | c | a | |
| 5 | a | d | b | (72,58) | (50,40) | (67,55) | d | a | |
| 6 | a | d | c | (29,45) | (50,40) | (28,36) | d | a | $P_{win}[d,c]$ is updated from (29,45) to (28,36); $pred[d,c]$ is updated from d to a . |
| 7 | b | a | c | (28,36) | (67,55) | (79,59) | a | b | $P_{win}[a,c]$ is updated from (28,36) to (67,55); $pred[a,c]$ is updated from a to b . |
| 8 | b | a | d | (40,50) | (67,55) | (55,67) | a | a | |
| 9 | b | c | a | (36,28) | (36,28) | (55,67) | c | b | |
| 10 | b | c | d | (45,29) | (36,28) | (55,67) | c | a | |
| 11 | b | d | a | (50,40) | (72,58) | (55,67) | d | b | |
| 12 | b | d | c | (28,36) | (72,58) | (79,59) | a | b | $P_{win}[d,c]$ is updated from (28,36) to (72,58); $pred[d,c]$ is updated from a to b . |
| 13 | c | a | b | (67,55) | (67,55) | (36,28) | a | a | |
| 14 | c | a | d | (40,50) | (67,55) | (45,29) | a | c | $P_{win}[a,d]$ is updated from (40,50) to (45,29); $pred[a,d]$ is updated from a to c . |
| 15 | c | b | a | (55,67) | (79,59) | (36,28) | b | c | $P_{win}[b,a]$ is updated from (55,67) to (36,28); $pred[b,a]$ is updated from b to c . |
| 16 | c | b | d | (55,67) | (79,59) | (45,29) | a | c | $P_{win}[b,d]$ is updated from (55,67) to (45,29); $pred[b,d]$ is updated from a to c . |
| 17 | c | d | a | (50,40) | (72,58) | (36,28) | d | c | |
| 18 | c | d | b | (72,58) | (72,58) | (36,28) | d | a | |
| 19 | d | a | b | (67,55) | (45,29) | (72,58) | a | d | |
| 20 | d | a | c | (67,55) | (45,29) | (72,58) | b | b | |
| 21 | d | b | a | (36,28) | (45,29) | (50,40) | c | d | $P_{win}[b,a]$ is updated from (36,28) to (45,29); $pred[b,a]$ is updated from c to d . |
| 22 | d | b | c | (79,59) | (45,29) | (72,58) | b | b | |
| 23 | d | c | a | (36,28) | (45,29) | (50,40) | c | d | $P_{win}[c,a]$ is updated from (36,28) to (45,29); $pred[c,a]$ is updated from c to d . |
| 24 | d | c | b | (36,28) | (45,29) | (72,58) | a | d | $P_{win}[c,b]$ is updated from (36,28) to (45,29); $pred[c,b]$ is updated from a to d . |

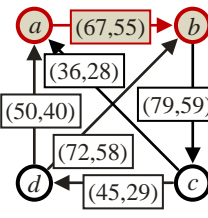
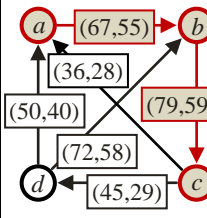
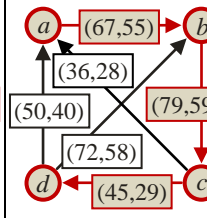
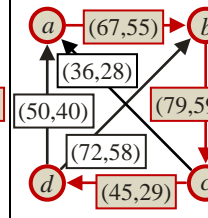
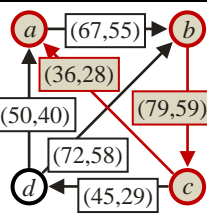
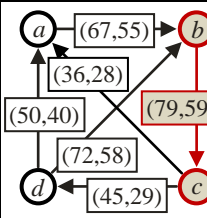
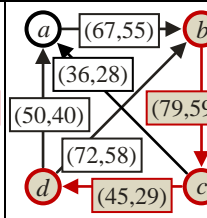
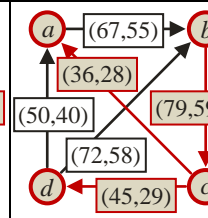
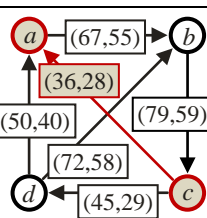
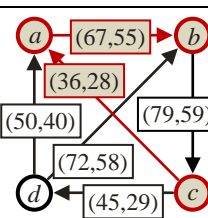
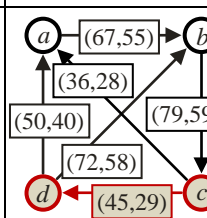
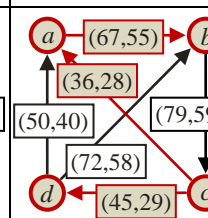
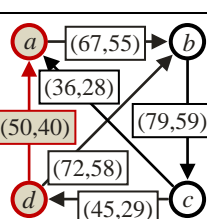
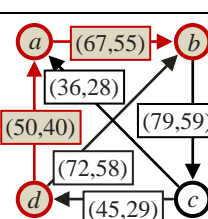
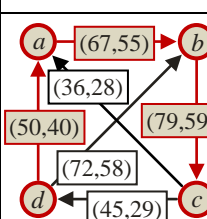
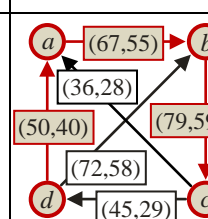
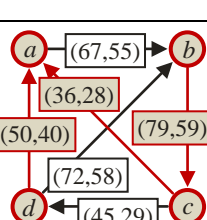
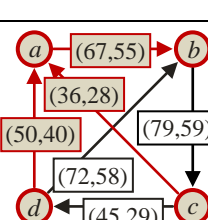
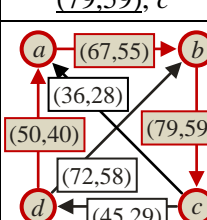
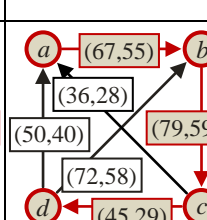
d) losing votes

We get: $(N[c,a],N[a,c]) \succ_{los} (N[c,d],N[d,c]) \succ_{los} (N[d,a],N[a,d]) \succ_{los} (N[a,b],N[b,a]) \succ_{los} (N[d,b],N[b,d]) \succ_{los} (N[b,c],N[c,b])$.

The pairwise victories are:

ca with an opposition of $N[a,c] = 28$
cd with an opposition of $N[d,c] = 29$
da with an opposition of $N[a,d] = 40$
ab with an opposition of $N[b,a] = 55$
db with an opposition of $N[b,d] = 58$
bc with an opposition of $N[c,b] = 59$

The following table lists the strongest paths, as determined by the Floyd-Warshall algorithm, as defined in section 2.3.1. The critical links of the strongest paths are underlined:

| | ... to <i>a</i> | ... to <i>b</i> | ... to <i>c</i> | ... to <i>d</i> | ... to every other alternative |
|----------------------------------|---|---|---|---|---|
| from <i>a</i> ... | --- |  <i>a</i> , <u>(67,55)</u> , <i>b</i> |  <i>a</i> , (67,55), <i>b</i> , <u>(79,59)</u> , <i>c</i> |  <i>a</i> , (67,55), <i>b</i> , <u>(79,59)</u> , <i>c</i> , <u>(45,29)</u> , <i>d</i> |  |
| from <i>b</i> ... |  <i>b</i> , <u>(79,59)</u> , <i>c</i> , <u>(36,28)</u> , <i>a</i> | --- |  <i>b</i> , <u>(79,59)</u> , <i>c</i> |  <i>b</i> , <u>(79,59)</u> , <i>c</i> , <u>(45,29)</u> , <i>d</i> |  |
| from <i>c</i> ... |  <i>c</i> , <u>(36,28)</u> , <i>a</i> |  <i>c</i> , (36,28), <i>a</i> , <u>(67,55)</u> , <i>b</i> | --- |  <i>c</i> , <u>(45,29)</u> , <i>d</i> |  |
| from <i>d</i> ... |  <i>d</i> , <u>(50,40)</u> , <i>a</i> |  <i>d</i> , (50,40), <i>a</i> , <u>(67,55)</u> , <i>b</i> |  <i>d</i> , (50,40), <i>a</i> , <u>(67,55)</u> , <i>b</i> , <u>(79,59)</u> , <i>c</i> | --- |  |
| from every other alternative ... |  |  |  |  | --- |

The strengths of the strongest paths are:

| | $P_{los}[* ,a]$ | $P_{los}[* ,b]$ | $P_{los}[* ,c]$ | $P_{los}[* ,d]$ |
|----------------|-----------------|-----------------|-----------------|-----------------|
| $P_{los}[a,*]$ | --- | (67,55) | (79,59) | (79,59) |
| $P_{los}[b,*]$ | (79,59) | --- | (79,59) | (79,59) |
| $P_{los}[c,*]$ | (36,28) | (67,55) | --- | (45,29) |
| $P_{los}[d,*]$ | (50,40) | (67,55) | (79,59) | --- |

We get $O_{los} = \{ab, ca, cb, cd, da, db\}$ and $S_{los} = \{c\}$.

Suppose, the strongest paths are calculated with the Floyd-Warshall algorithm, as defined in section 2.3.1. Then the following table documents the $C \cdot (C-1) \cdot (C-2) = 24$ steps of the Floyd-Warshall algorithm.

We start with

- $P_{los}[i,j] := (N[i,j], N[j,i])$ for all $i \in A$ and $j \in A \setminus \{i\}$.
- $pred[i,j] := i$ for all $i \in A$ and $j \in A \setminus \{i\}$.

| | i | j | k | $P_{los}[j,k]$ | $P_{los}[j,i]$ | $P_{los}[i,k]$ | $pred[j,k]$ | $pred[i,k]$ | result |
|----|-----|-----|-----|----------------|----------------|----------------|-------------|-------------|---|
| 1 | a | b | c | (79,59) | (55,67) | (28,36) | b | a | |
| 2 | a | b | d | (58,72) | (55,67) | (40,50) | b | a | |
| 3 | a | c | b | (59,79) | (36,28) | (67,55) | c | a | $P_{los}[c,b]$ is updated from (59,79) to (67,55); $pred[c,b]$ is updated from c to a . |
| 4 | a | c | d | (45,29) | (36,28) | (40,50) | c | a | |
| 5 | a | d | b | (72,58) | (50,40) | (67,55) | d | a | $P_{los}[d,b]$ is updated from (72,58) to (67,55); $pred[d,b]$ is updated from d to a . |
| 6 | a | d | c | (29,45) | (50,40) | (28,36) | d | a | |
| 7 | b | a | c | (28,36) | (67,55) | (79,59) | a | b | $P_{los}[a,c]$ is updated from (28,36) to (79,59); $pred[a,c]$ is updated from a to b . |
| 8 | b | a | d | (40,50) | (67,55) | (58,72) | a | b | $P_{los}[a,d]$ is updated from (40,50) to (58,72); $pred[a,d]$ is updated from a to b . |
| 9 | b | c | a | (36,28) | (67,55) | (55,67) | c | b | |
| 10 | b | c | d | (45,29) | (67,55) | (58,72) | c | b | |
| 11 | b | d | a | (50,40) | (67,55) | (55,67) | d | b | |
| 12 | b | d | c | (29,45) | (67,55) | (79,59) | d | b | $P_{los}[d,c]$ is updated from (29,45) to (79,59); $pred[d,c]$ is updated from d to b . |
| 13 | c | a | b | (67,55) | (79,59) | (67,55) | a | a | |
| 14 | c | a | d | (58,72) | (79,59) | (45,29) | b | c | $P_{los}[a,d]$ is updated from (58,72) to (79,59); $pred[a,d]$ is updated from b to c . |
| 15 | c | b | a | (55,67) | (79,59) | (36,28) | b | c | $P_{los}[b,a]$ is updated from (55,67) to (79,59); $pred[b,a]$ is updated from b to c . |
| 16 | c | b | d | (58,72) | (79,59) | (45,29) | b | c | $P_{los}[b,d]$ is updated from (58,72) to (79,59); $pred[b,d]$ is updated from b to c . |
| 17 | c | d | a | (50,40) | (79,59) | (36,28) | d | c | |
| 18 | c | d | b | (67,55) | (79,59) | (67,55) | a | a | |
| 19 | d | a | b | (67,55) | (79,59) | (67,55) | a | a | |
| 20 | d | a | c | (79,59) | (79,59) | (79,59) | b | b | |
| 21 | d | b | a | (79,59) | (79,59) | (50,40) | c | d | |
| 22 | d | b | c | (79,59) | (79,59) | (79,59) | b | b | |
| 23 | d | c | a | (36,28) | (45,29) | (50,40) | c | d | |
| 24 | d | c | b | (67,55) | (45,29) | (67,55) | a | a | |

3.11. Example 11

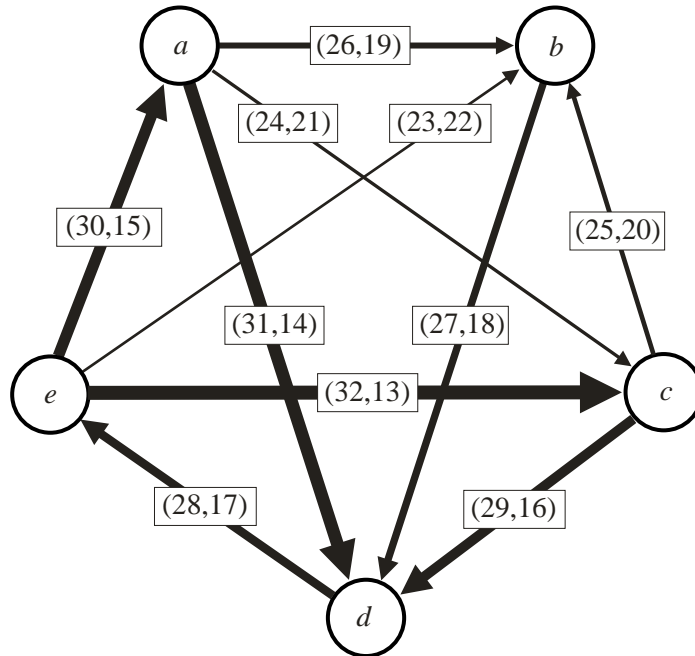
Example 11:

9 voters $a \succ_v d \succ_v b \succ_v e \succ_v c$
 6 voters $b \succ_v c \succ_v a \succ_v d \succ_v e$
 5 voters $b \succ_v c \succ_v d \succ_v e \succ_v a$
 2 voters $c \succ_v d \succ_v b \succ_v e \succ_v a$
 6 voters $d \succ_v e \succ_v c \succ_v b \succ_v a$
 14 voters $e \succ_v a \succ_v c \succ_v b \succ_v d$
 2 voters $e \succ_v c \succ_v a \succ_v b \succ_v d$
 1 voter $e \succ_v d \succ_v a \succ_v c \succ_v b$

The pairwise matrix N looks as follows:

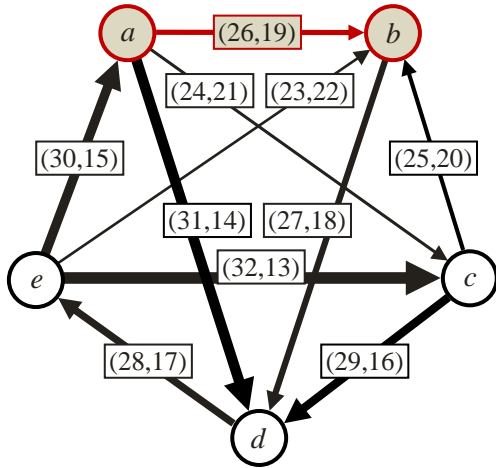
| | $N[*,a]$ | $N[*,b]$ | $N[*,c]$ | $N[*,d]$ | $N[*,e]$ |
|----------|----------|----------|----------|----------|----------|
| $N[a,*]$ | --- | 26 | 24 | 31 | 15 |
| $N[b,*]$ | 19 | --- | 20 | 27 | 22 |
| $N[c,*]$ | 21 | 25 | --- | 29 | 13 |
| $N[d,*]$ | 14 | 18 | 16 | --- | 28 |
| $N[e,*]$ | 30 | 23 | 32 | 17 | --- |

The corresponding digraph looks as follows:

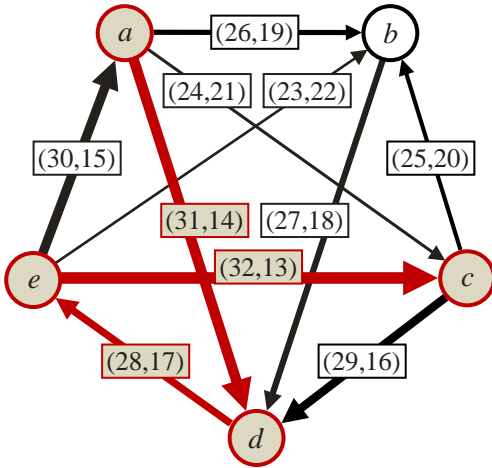


The following table lists the strongest paths, as determined by the Floyd-Warshall algorithm, as defined in section 2.3.1. The critical links of the strongest paths are underlined:

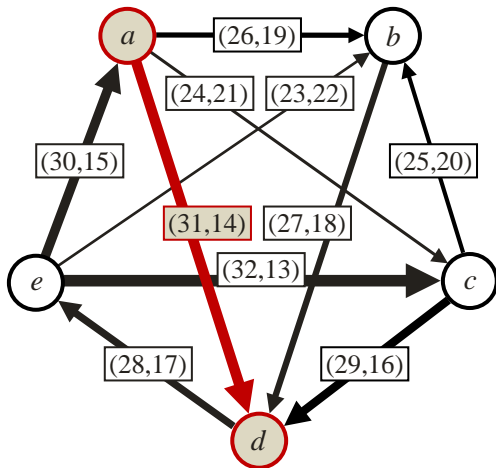
| | ... to <i>a</i> | ... to <i>b</i> | ... to <i>c</i> | ... to <i>d</i> | ... to <i>e</i> |
|-------------------|--|---|--|---|---|
| from <i>a</i> ... | --- | <i>a</i> , <u>(26,19)</u> , <i>b</i> | <i>a</i> , (31,14), <i>d</i> , <u>(28,17)</u> , <i>e</i> , (32,13), <i>c</i> | <i>a</i> , <u>(31,14)</u> , <i>d</i> | <i>a</i> , (31,14), <i>d</i> , <u>(28,17)</u> , <i>e</i> |
| from <i>b</i> ... | <i>b</i> , <u>(27,18)</u> , <i>d</i> , (28,17), <i>e</i> , (30,15), <i>a</i> | --- | <i>b</i> , <u>(27,18)</u> , <i>d</i> , (28,17), <i>e</i> , (32,13), <i>c</i> | <i>b</i> , <u>(27,18)</u> , <i>d</i> | <i>b</i> , <u>(27,18)</u> , <i>d</i> , (28,17), <i>e</i> |
| from <i>c</i> ... | <i>c</i> , (29,16), <i>d</i> , <u>(28,17)</u> , <i>e</i> , (30,15), <i>a</i> | <i>c</i> , (29,16), <i>d</i> , (28,17), <i>e</i> , (30,15), <i>a</i> , <u>(26,19)</u> , <i>b</i> | --- | <i>c</i> , <u>(29,16)</u> , <i>d</i> | <i>c</i> , (29,16), <i>d</i> , <u>(28,17)</u> , <i>e</i> |
| from <i>d</i> ... | <i>d</i> , <u>(28,17)</u> , <i>e</i> , (30,15), <i>a</i> | <i>d</i> , (28,17), <i>e</i> , (30,15), <i>a</i> , <u>(26,19)</u> , <i>b</i> | <i>d</i> , <u>(28,17)</u> , <i>e</i> , (32,13), <i>c</i> | --- | <i>d</i> , <u>(28,17)</u> , <i>e</i> |
| from <i>e</i> ... | <i>e</i> , <u>(30,15)</u> , <i>a</i> | <i>e</i> , (30,15), <i>a</i> , <u>(26,19)</u> , <i>b</i> | <i>e</i> , <u>(32,13)</u> , <i>c</i> | <i>e</i> , <u>(30,15)</u> , <i>a</i> , (31,14), <i>d</i> | --- |



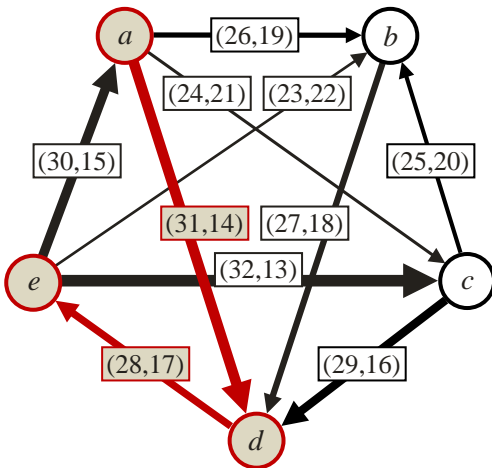
The strongest path from a to b is:
 a , (26,19), b



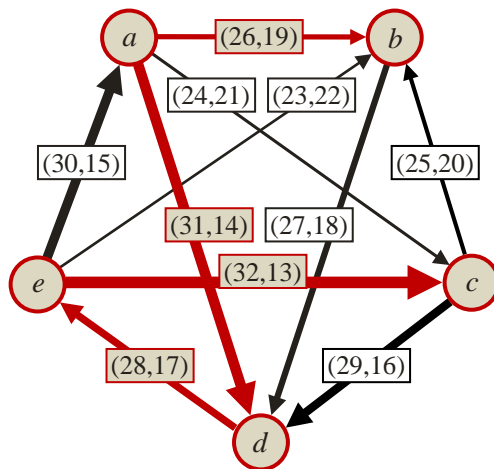
The strongest path from a to c is:
 a , (31,14), d , (28,17), e , (32,13), c



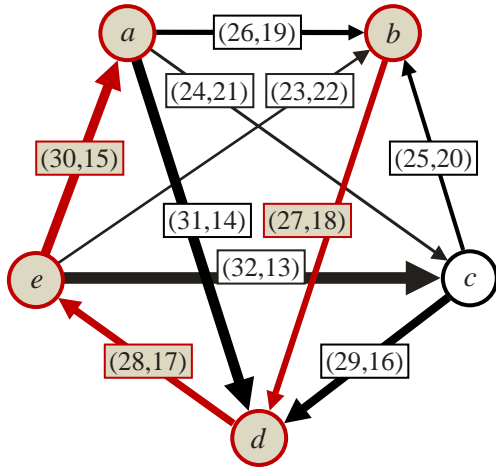
The strongest path from a to d is:
 a , (31,14), d



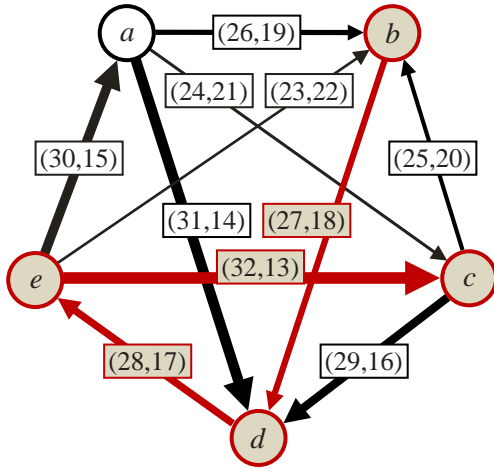
The strongest path from a to e is:
 a , (31,14), d , (28,17), e



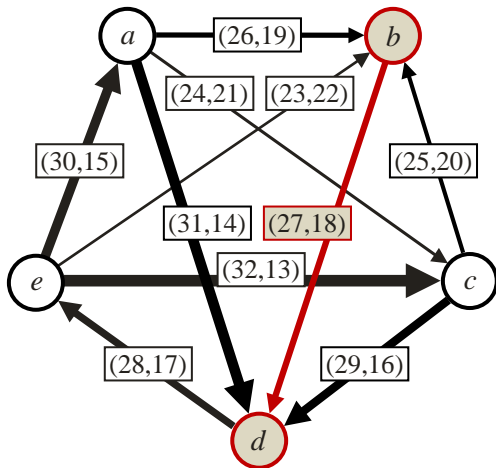
These are the strongest paths
 from a to every other alternative.



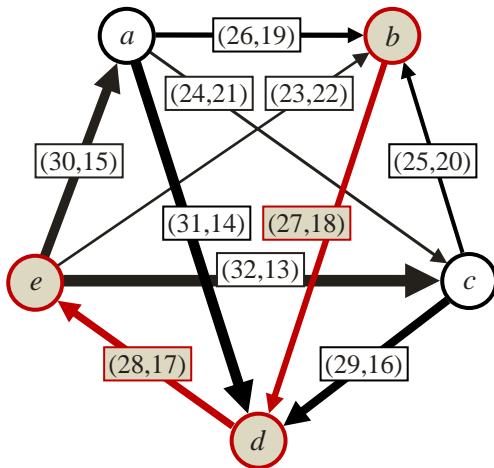
The strongest path from b to a is:
 b , (27,18), d , (28,17), e , (30,15), a



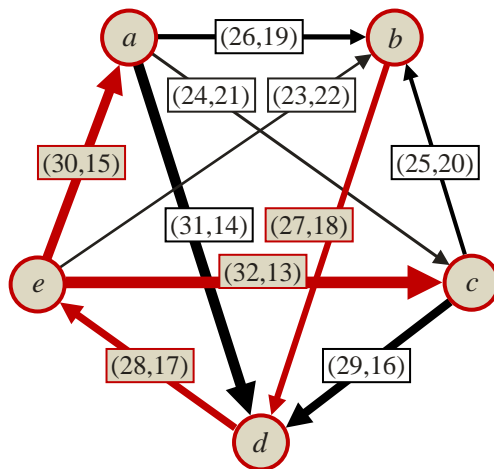
The strongest path from b to c is:
 b , (27,18), d , (28,17), e , (32,13), c



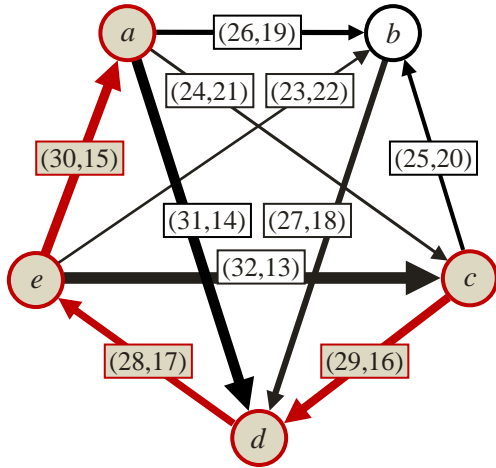
The strongest path from b to d is:
 b , (27,18), d



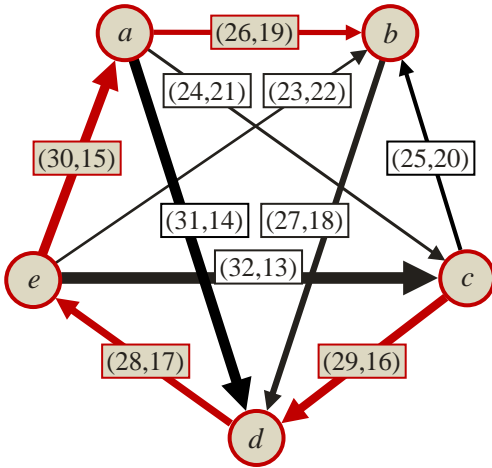
The strongest path from b to e is:
 b , (27,18), d , (28,17), e



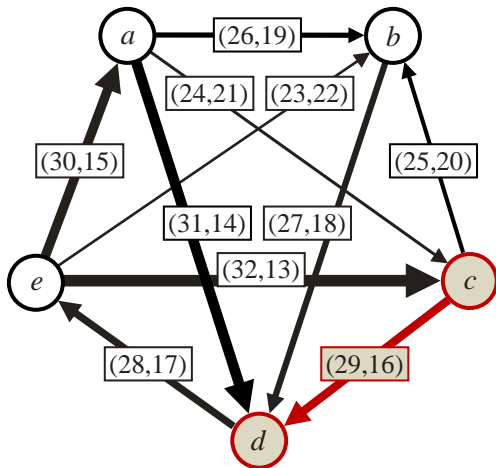
These are the strongest paths
 from b to every other alternative.



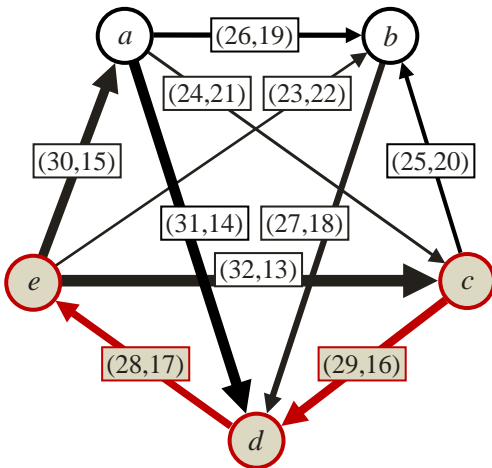
The strongest path from c to a is:
 c , (29,16), d , (28,17), e , (30,15), a



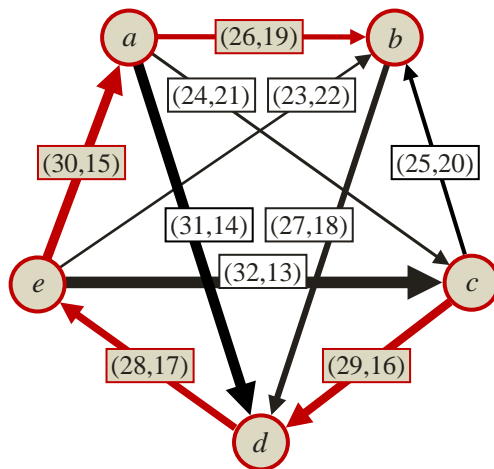
The strongest path from c to b is:
 c , (29,16), d , (28,17), e ,
 (30,15), a , (26,19), b



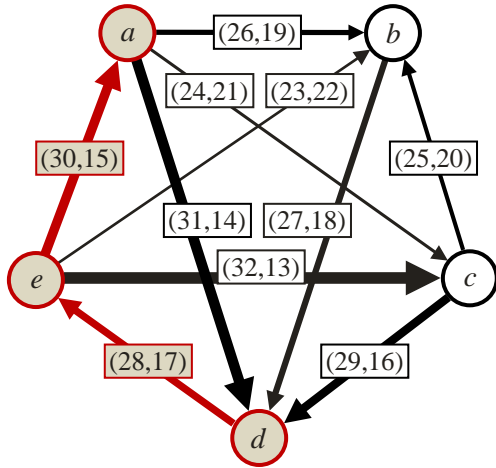
The strongest path from c to d is:
 c , (29,16), d



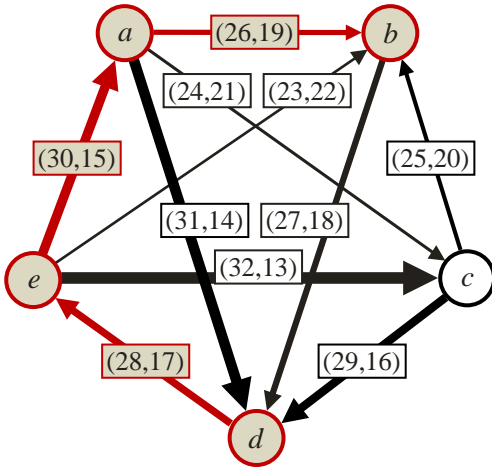
The strongest path from c to e is:
 c , (29,16), d , (28,17), e



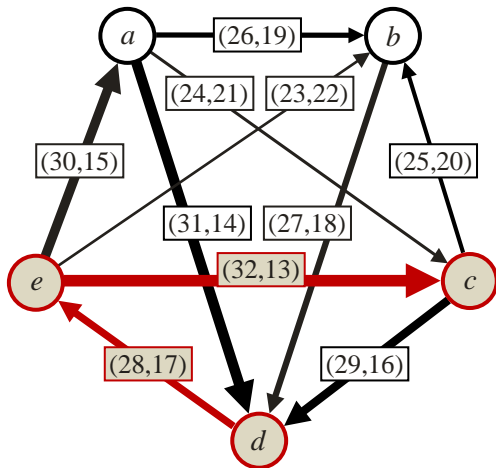
These are the strongest paths
 from c to every other alternative.



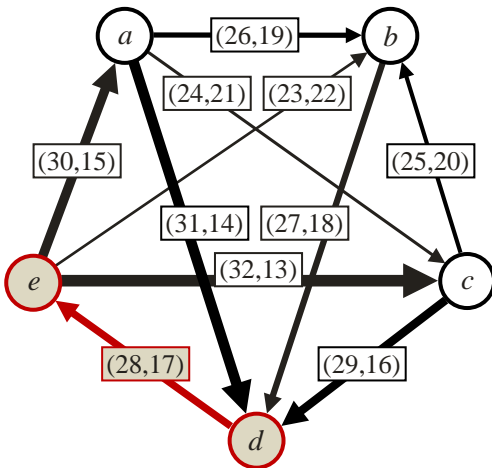
The strongest path from d to a is:
 d , $(28,17)$, e , $(30,15)$, a



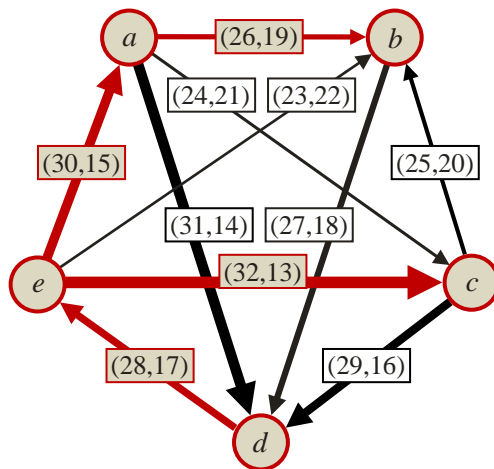
The strongest path from d to b is:
 d , $(28,17)$, e , $(30,15)$, a , $(26,19)$, b



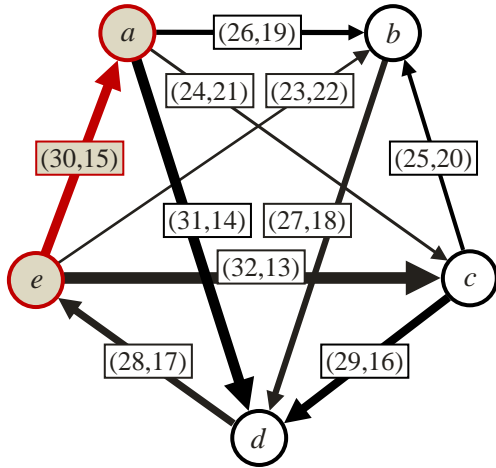
The strongest path from d to c is:
 d , $(28,17)$, e , $(32,13)$, c



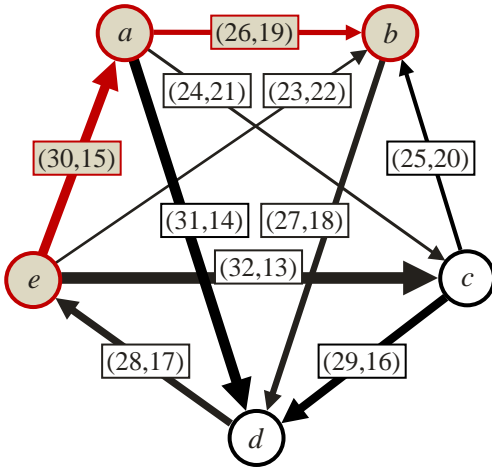
The strongest path from d to e is:
 d , $(28,17)$, e



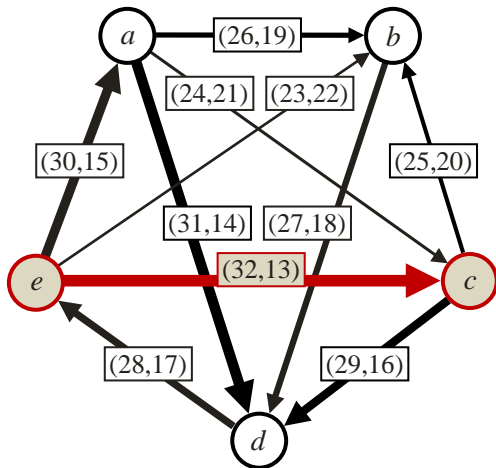
These are the strongest paths
 from d to every other alternative.



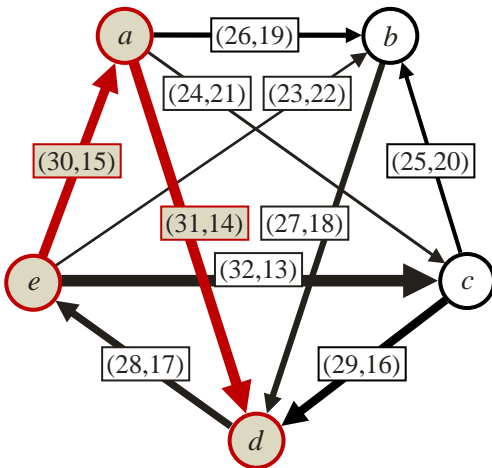
The strongest path from e to a is:
 e , $(30,15)$, a



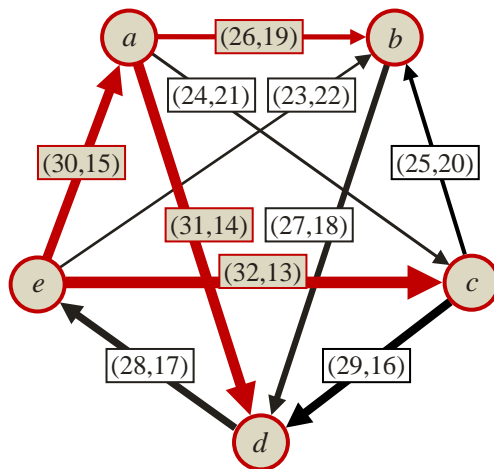
The strongest path from e to b is:
 e , $(30,15)$, a , $(26,19)$, b



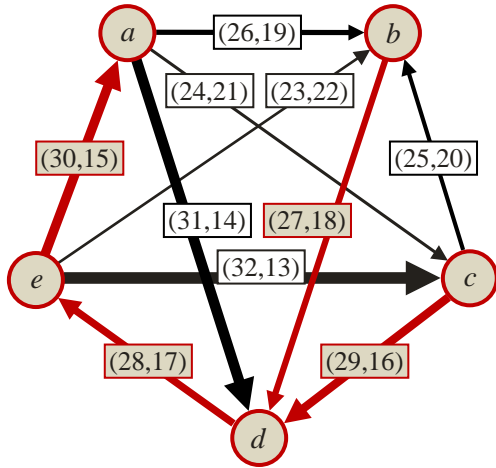
The strongest path from e to c is:
 e , $(32,13)$, c



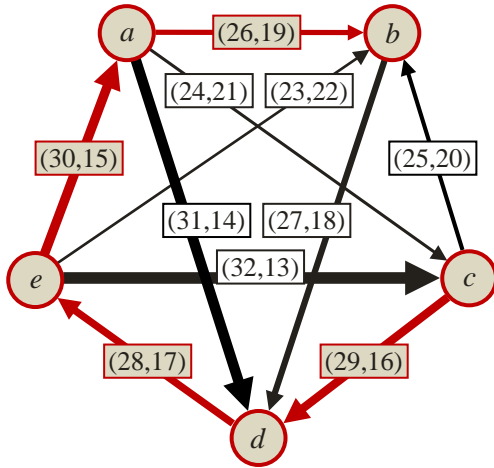
The strongest path from e to d is:
 e , $(30,15)$, a , $(31,14)$, d



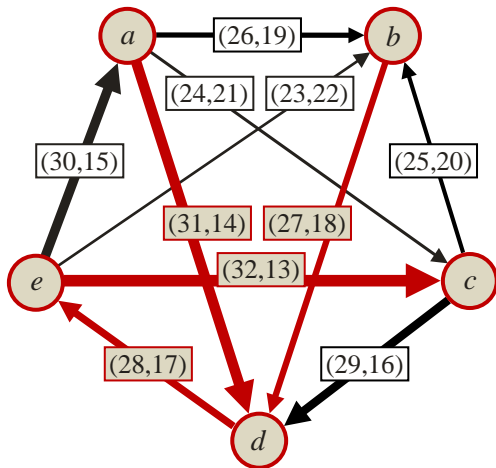
These are the strongest paths
 from e to every other alternative.



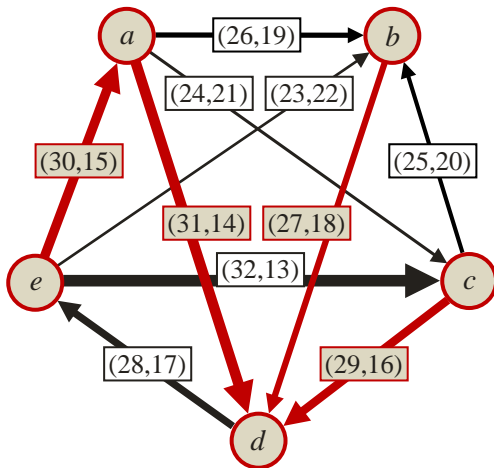
These are the strongest paths from every other alternative to *a*.



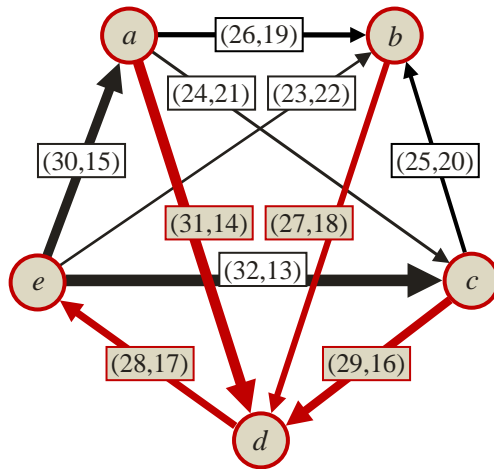
These are the strongest paths from every other alternative to *b*.



These are the strongest paths from every other alternative to *c*.



These are the strongest paths from every other alternative to *d*.



These are the strongest paths from every other alternative to *e*.

Therefore, the strengths of the strongest paths are:

| | $P_D[*,a]$ | $P_D[*,b]$ | $P_D[*,c]$ | $P_D[*,d]$ | $P_D[*,e]$ |
|------------|------------|------------|------------|------------|------------|
| $P_D[a,*]$ | --- | (26,19) | (28,17) | (31,14) | (28,17) |
| $P_D[b,*]$ | (27,18) | --- | (27,18) | (27,18) | (27,18) |
| $P_D[c,*]$ | (28,17) | (26,19) | --- | (29,16) | (28,17) |
| $P_D[d,*]$ | (28,17) | (26,19) | (28,17) | --- | (28,17) |
| $P_D[e,*]$ | (30,15) | (26,19) | (32,13) | (30,15) | --- |

We get $O = \{ad, ba, bc, bd, be, cd, ea, ec, ed\}$ and $S = \{b\}$.

Suppose, the strongest paths are calculated with the Floyd-Warshall algorithm, as defined in section 2.3.1. Then the following table documents the $C \cdot (C-1) \cdot (C-2) = 60$ steps of the Floyd-Warshall algorithm.

We start with

- $P_D[i,j] := (N[i,j], N[j,i])$ for all $i \in A$ and $j \in A \setminus \{i\}$.
- $pred[i,j] := i$ for all $i \in A$ and $j \in A \setminus \{i\}$.

| | i | j | k | $P_D[j,k]$ | $P_D[j,i]$ | $P_D[i,k]$ | $pred[j,k]$ | $pred[i,k]$ | result |
|----|-----|-----|-----|------------|------------|------------|-------------|-------------|--|
| 1 | a | b | c | (20,25) | (19,26) | (24,21) | b | a | |
| 2 | a | b | d | (27,18) | (19,26) | (31,14) | b | a | |
| 3 | a | b | e | (22,23) | (19,26) | (15,30) | b | a | |
| 4 | a | c | b | (25,20) | (21,24) | (26,19) | c | a | |
| 5 | a | c | d | (29,16) | (21,24) | (31,14) | c | a | |
| 6 | a | c | e | (13,32) | (21,24) | (15,30) | c | a | $P_D[c,e]$ is updated from (13,32) to (15,30); $pred[c,e]$ is updated from c to a . |
| 7 | a | d | b | (18,27) | (14,31) | (26,19) | d | a | |
| 8 | a | d | c | (16,29) | (14,31) | (24,21) | d | a | |
| 9 | a | d | e | (28,17) | (14,31) | (15,30) | d | a | |
| 10 | a | e | b | (23,22) | (30,15) | (26,19) | e | a | $P_D[e,b]$ is updated from (23,22) to (26,19); $pred[e,b]$ is updated from e to a . |
| 11 | a | e | c | (32,13) | (30,15) | (24,21) | e | a | |
| 12 | a | e | d | (17,28) | (30,15) | (31,14) | e | a | $P_D[e,d]$ is updated from (17,28) to (30,15); $pred[e,d]$ is updated from e to a . |
| 13 | b | a | c | (24,21) | (26,19) | (20,25) | a | b | |
| 14 | b | a | d | (31,14) | (26,19) | (27,18) | a | b | |
| 15 | b | a | e | (15,30) | (26,19) | (22,23) | a | b | $P_D[a,e]$ is updated from (15,30) to (22,23); $pred[a,e]$ is updated from a to b . |
| 16 | b | c | a | (21,24) | (25,20) | (19,26) | c | b | |
| 17 | b | c | d | (29,16) | (25,20) | (27,18) | c | b | |
| 18 | b | c | e | (15,30) | (25,20) | (22,23) | a | b | $P_D[c,e]$ is updated from (15,30) to (22,23); $pred[c,e]$ is updated from a to b . |
| 19 | b | d | a | (14,31) | (18,27) | (19,26) | d | b | $P_D[d,a]$ is updated from (14,31) to (18,27); $pred[d,a]$ is updated from d to b . |
| 20 | b | d | c | (16,29) | (18,27) | (20,25) | d | b | $P_D[d,c]$ is updated from (16,29) to (18,27); $pred[d,c]$ is updated from d to b . |
| 21 | b | d | e | (28,17) | (18,27) | (22,23) | d | b | |
| 22 | b | e | a | (30,15) | (26,19) | (19,26) | e | b | |
| 23 | b | e | c | (32,13) | (26,19) | (20,25) | e | b | |
| 24 | b | e | d | (30,15) | (26,19) | (27,18) | a | b | |
| 25 | c | a | b | (26,19) | (24,21) | (25,20) | a | c | |
| 26 | c | a | d | (31,14) | (24,21) | (29,16) | a | c | |
| 27 | c | a | e | (22,23) | (24,21) | (22,23) | b | b | |
| 28 | c | b | a | (19,26) | (20,25) | (21,24) | b | c | $P_D[b,a]$ is updated from (19,26) to (20,25); $pred[b,a]$ is updated from b to c . |
| 29 | c | b | d | (27,18) | (20,25) | (29,16) | b | c | |
| 30 | c | b | e | (22,23) | (20,25) | (22,23) | b | b | |

| | i | j | k | $P_D[j,k]$ | $P_D[j,i]$ | $P_D[i,k]$ | $pred[j,k]$ | $pred[i,k]$ | result |
|----|-----|-----|-----|------------|------------|------------|-------------|-------------|--|
| 31 | c | d | a | (18,27) | (18,27) | (21,24) | b | c | |
| 32 | c | d | b | (18,27) | (18,27) | (25,20) | d | c | |
| 33 | c | d | e | (28,17) | (18,27) | (22,23) | d | b | |
| 34 | c | e | a | (30,15) | (32,13) | (21,24) | e | c | |
| 35 | c | e | b | (26,19) | (32,13) | (25,20) | a | c | |
| 36 | c | e | d | (30,15) | (32,13) | (29,16) | a | c | |
| 37 | d | a | b | (26,19) | (31,14) | (18,27) | a | d | |
| 38 | d | a | c | (24,21) | (31,14) | (18,27) | a | b | |
| 39 | d | a | e | (22,23) | (31,14) | (28,17) | b | d | $P_D[a,e]$ is updated from (22,23) to (28,17); $pred[a,e]$ is updated from b to d . |
| 40 | d | b | a | (20,25) | (27,18) | (18,27) | c | b | |
| 41 | d | b | c | (20,25) | (27,18) | (18,27) | b | b | |
| 42 | d | b | e | (22,23) | (27,18) | (28,17) | b | d | $P_D[b,e]$ is updated from (22,23) to (27,18); $pred[b,e]$ is updated from b to d . |
| 43 | d | c | a | (21,24) | (29,16) | (18,27) | c | b | |
| 44 | d | c | b | (25,20) | (29,16) | (18,27) | c | d | |
| 45 | d | c | e | (22,23) | (29,16) | (28,17) | b | d | $P_D[c,e]$ is updated from (22,23) to (28,17); $pred[c,e]$ is updated from b to d . |
| 46 | d | e | a | (30,15) | (30,15) | (18,27) | e | b | |
| 47 | d | e | b | (26,19) | (30,15) | (18,27) | a | d | |
| 48 | d | e | c | (32,13) | (30,15) | (18,27) | e | b | |
| 49 | e | a | b | (26,19) | (28,17) | (26,19) | a | a | |
| 50 | e | a | c | (24,21) | (28,17) | (32,13) | a | e | $P_D[a,c]$ is updated from (24,21) to (28,17); $pred[a,c]$ is updated from a to e . |
| 51 | e | a | d | (31,14) | (28,17) | (30,15) | a | a | |
| 52 | e | b | a | (20,25) | (27,18) | (30,15) | c | e | $P_D[b,a]$ is updated from (20,25) to (27,18); $pred[b,a]$ is updated from c to e . |
| 53 | e | b | c | (20,25) | (27,18) | (32,13) | b | e | $P_D[b,c]$ is updated from (20,25) to (27,18); $pred[b,c]$ is updated from b to e . |
| 54 | e | b | d | (27,18) | (27,18) | (30,15) | b | a | |
| 55 | e | c | a | (21,24) | (28,17) | (30,15) | c | e | $P_D[c,a]$ is updated from (21,24) to (28,17); $pred[c,a]$ is updated from c to e . |
| 56 | e | c | b | (25,20) | (28,17) | (26,19) | c | a | $P_D[c,b]$ is updated from (25,20) to (26,19); $pred[c,b]$ is updated from c to a . |
| 57 | e | c | d | (29,16) | (28,17) | (30,15) | c | a | |
| 58 | e | d | a | (18,27) | (28,17) | (30,15) | b | e | $P_D[d,a]$ is updated from (18,27) to (28,17); $pred[d,a]$ is updated from b to e . |
| 59 | e | d | b | (18,27) | (28,17) | (26,19) | d | a | $P_D[d,b]$ is updated from (18,27) to (26,19); $pred[d,b]$ is updated from d to a . |
| 60 | e | d | c | (18,27) | (28,17) | (32,13) | b | e | $P_D[d,c]$ is updated from (18,27) to (28,17); $pred[d,c]$ is updated from b to e . |

3.12. Example 12

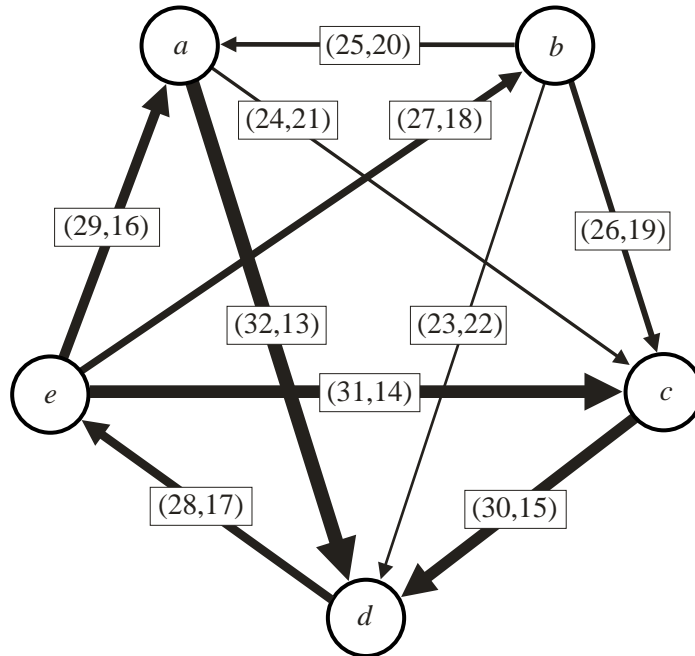
Example 12:

9 voters $a \succ_v d \succ_v b \succ_v e \succ_v c$
 1 voter $b \succ_v a \succ_v c \succ_v e \succ_v d$
 6 voters $c \succ_v b \succ_v a \succ_v d \succ_v e$
 2 voters $c \succ_v d \succ_v b \succ_v e \succ_v a$
 5 voters $c \succ_v d \succ_v e \succ_v a \succ_v b$
 6 voters $d \succ_v e \succ_v c \succ_v a \succ_v b$
 14 voters $e \succ_v b \succ_v a \succ_v c \succ_v d$
 2 voters $e \succ_v b \succ_v c \succ_v a \succ_v d$

The pairwise matrix N looks as follows:

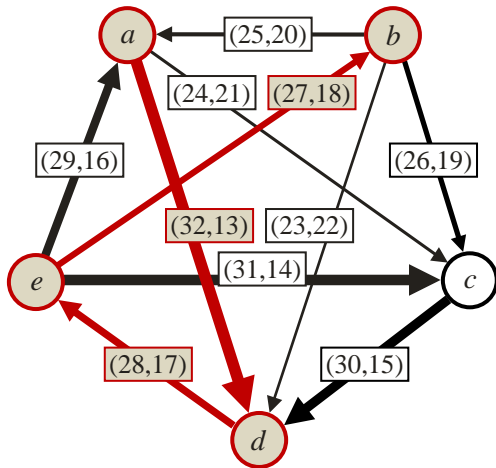
| | $N[*,a]$ | $N[*,b]$ | $N[*,c]$ | $N[*,d]$ | $N[*,e]$ |
|----------|----------|----------|----------|----------|----------|
| $N[a,*]$ | --- | 20 | 24 | 32 | 16 |
| $N[b,*]$ | 25 | --- | 26 | 23 | 18 |
| $N[c,*]$ | 21 | 19 | --- | 30 | 14 |
| $N[d,*]$ | 13 | 22 | 15 | --- | 28 |
| $N[e,*]$ | 29 | 27 | 31 | 17 | --- |

The corresponding digraph looks as follows:

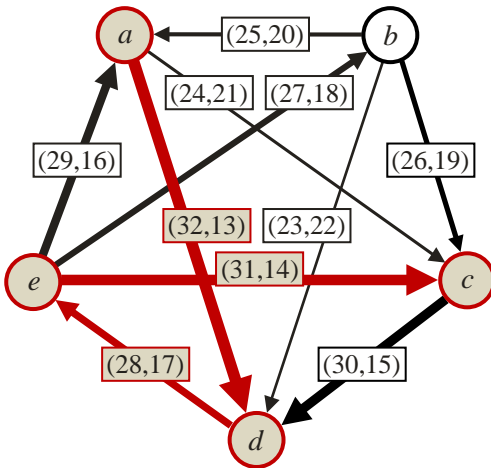


The following table lists the strongest paths, as determined by the Floyd-Warshall algorithm, as defined in section 2.3.1. The critical links of the strongest paths are underlined:

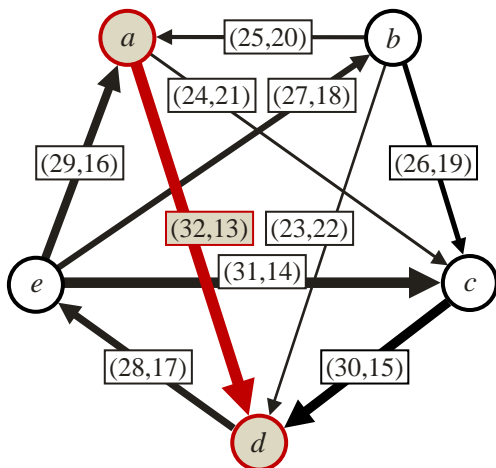
| | ... to <i>a</i> | ... to <i>b</i> | ... to <i>c</i> | ... to <i>d</i> | ... to <i>e</i> |
|-------------------|---|--|--|---|--|
| from <i>a</i> ... | --- | <i>a</i> , (32,13), <i>d</i> , (28,17), <i>e</i> , <u>(27,18)</u> , <i>b</i> | <i>a</i> , (32,13), <i>d</i> , <u>(28,17)</u> , <i>e</i> , (31,14), <i>c</i> | <i>a</i> , <u>(32,13)</u> , <i>d</i> | <i>a</i> , (32,13), <i>d</i> , <u>(28,17)</u> , <i>e</i> |
| from <i>b</i> ... | <i>b</i> , <u>(26,19)</u> , <i>c</i> , (30,15), <i>d</i> , (28,17), <i>e</i> , (29,16), <i>a</i> | --- | <i>b</i> , <u>(26,19)</u> , <i>c</i> | <i>b</i> , <u>(26,19)</u> , <i>c</i> , (30,15), <i>d</i> | <i>b</i> , <u>(26,19)</u> , <i>c</i> , (30,15), <i>d</i> , (28,17), <i>e</i> |
| from <i>c</i> ... | <i>c</i> , (30,15), <i>d</i> , <u>(28,17)</u> , <i>e</i> , (29,16), <i>a</i> | <i>c</i> , (30,15), <i>d</i> , (28,17), <i>e</i> , <u>(27,18)</u> , <i>b</i> | --- | <i>c</i> , <u>(30,15)</u> , <i>d</i> | <i>c</i> , (30,15), <i>d</i> , <u>(28,17)</u> , <i>e</i> |
| from <i>d</i> ... | <i>d</i> , <u>(28,17)</u> , <i>e</i> , (29,16), <i>a</i> | <i>d</i> , (28,17), <i>e</i> , <u>(27,18)</u> , <i>b</i> | <i>d</i> , <u>(28,17)</u> , <i>e</i> , (31,14), <i>c</i> | --- | <i>d</i> , <u>(28,17)</u> , <i>e</i> |
| from <i>e</i> ... | <i>e</i> , <u>(29,16)</u> , <i>a</i> | <i>e</i> , <u>(27,18)</u> , <i>b</i> | <i>e</i> , <u>(31,14)</u> , <i>c</i> | <i>e</i> , (31,14), <i>c</i> , <u>(30,15)</u> , <i>d</i> | --- |



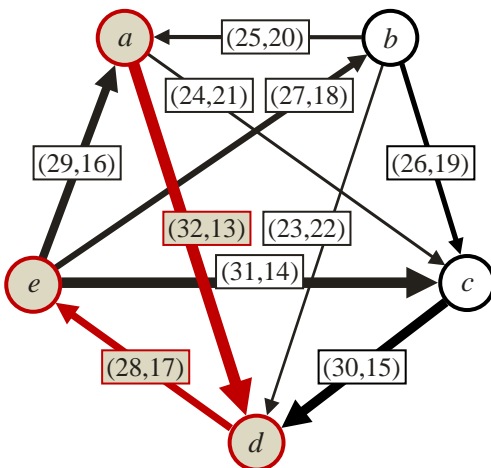
The strongest path from a to b is:
 a , (32,13), d , (28,17), e , (27,18), b



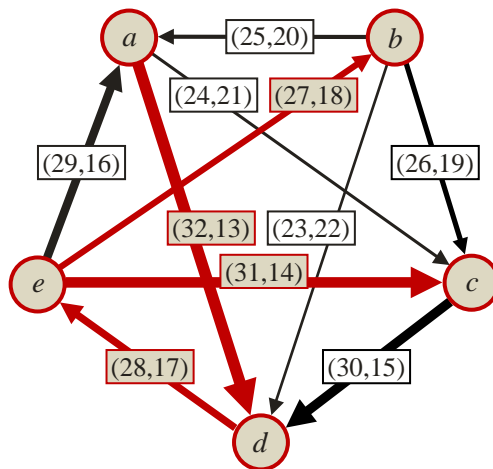
The strongest path from a to c is:
 a , (32,13), d , (28,17), e , (31,14), c



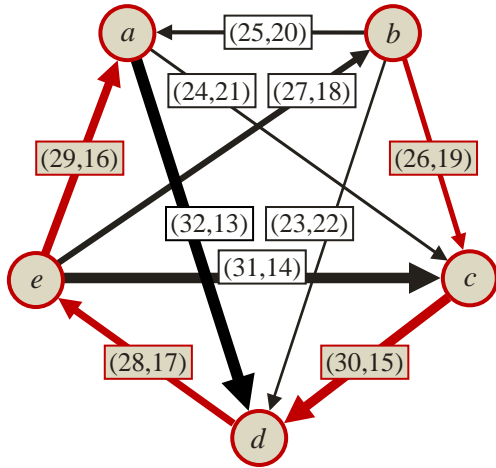
The strongest path from a to d is:
 a , (32,13), d



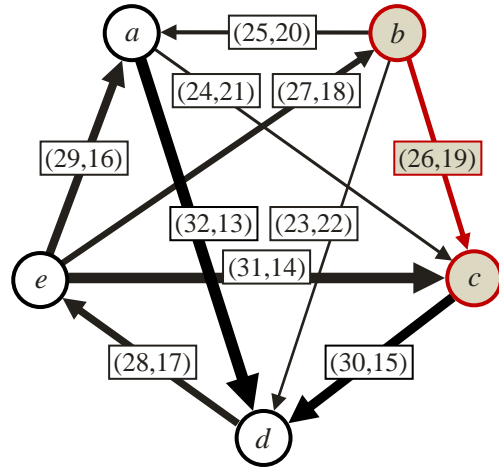
The strongest path from a to e is:
 a , (32,13), d , (28,17), e



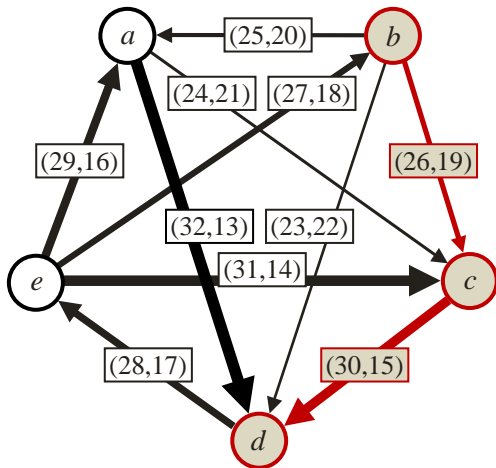
These are the strongest paths
 from a to every other alternative.



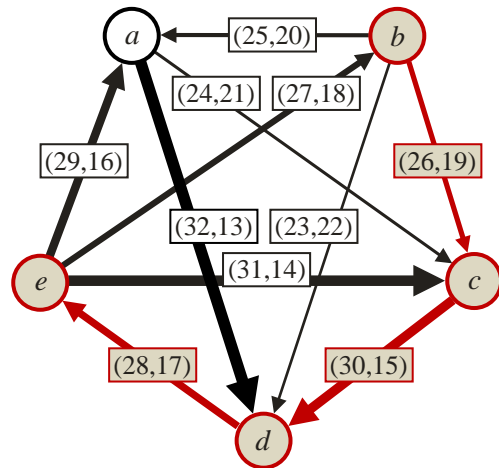
The strongest path from b to a is:
 b , (26,19), c , (30,15), d ,
 (28,17), e , (29,16), a



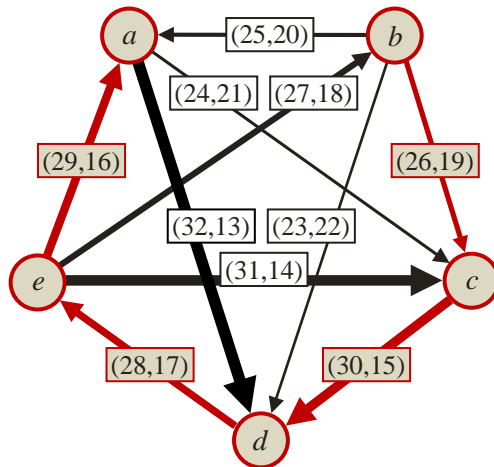
The strongest path from b to c is:
 b , (26,19), c



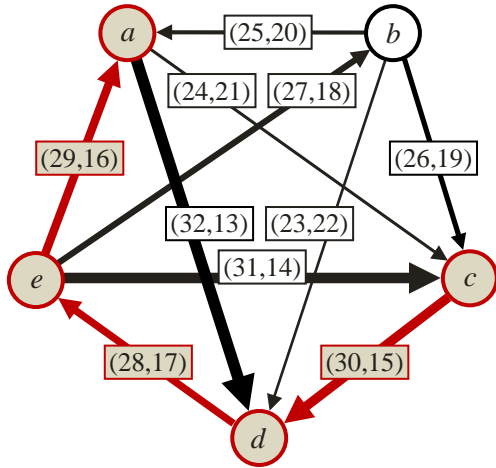
The strongest path from b to d is:
 b , (26,19), c , (30,15), d



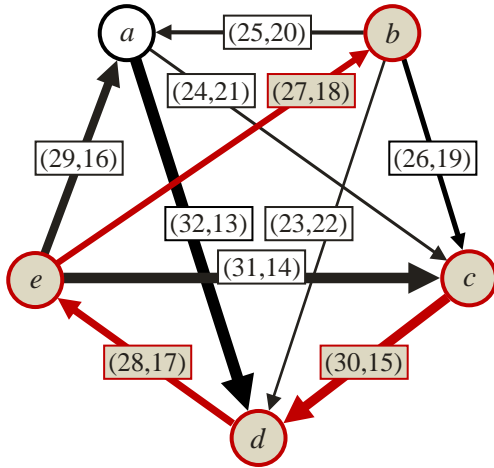
The strongest path from b to e is:
 b , (26,19), c , (30,15), d , (28,17), e



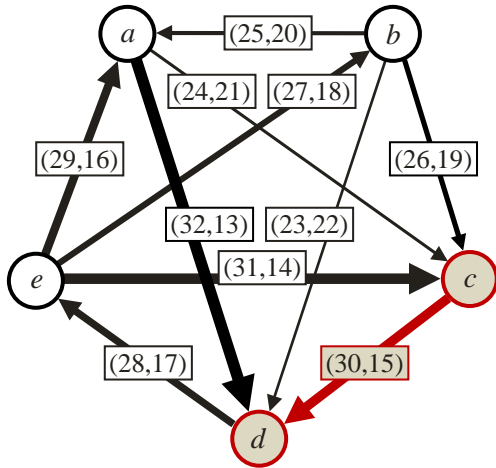
These are the strongest paths
 from b to every other alternative.



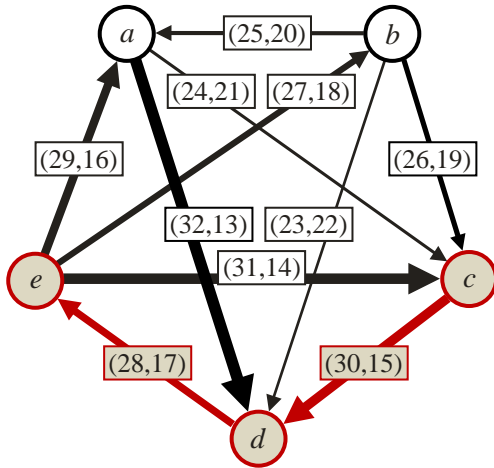
The strongest path from c to a is:
 c , (30,15), d , (28,17), e , (29,16), a



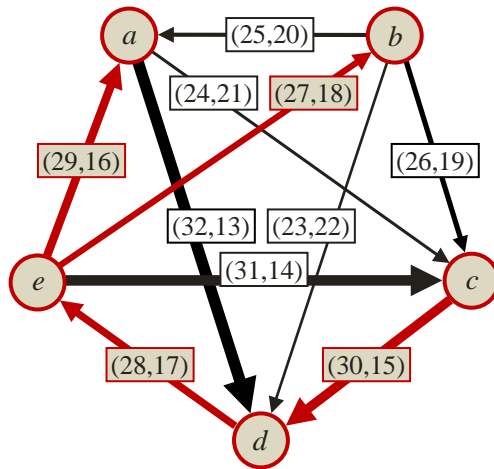
The strongest path from c to b is:
 c , (30,15), d , (28,17), e , (27,18), b



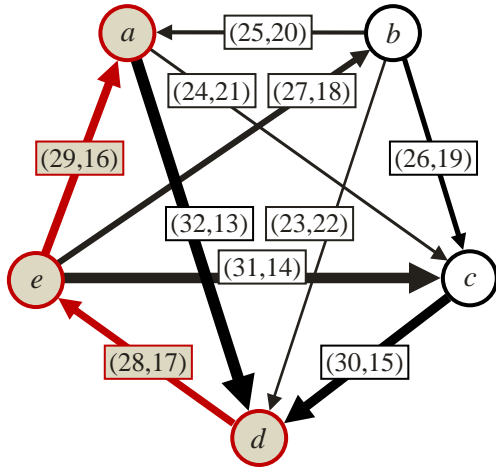
The strongest path from c to d is:
 c , (30,15), d



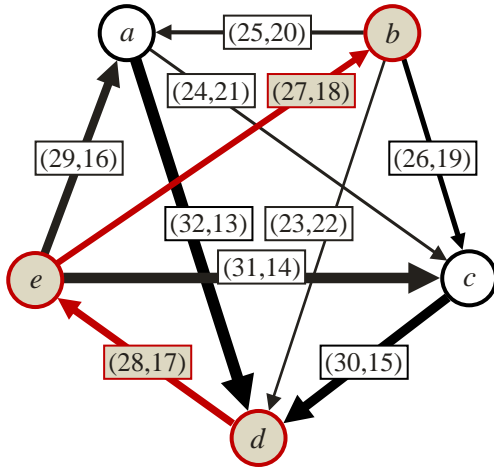
The strongest path from c to e is:
 c , (30,15), d , (28,17), e



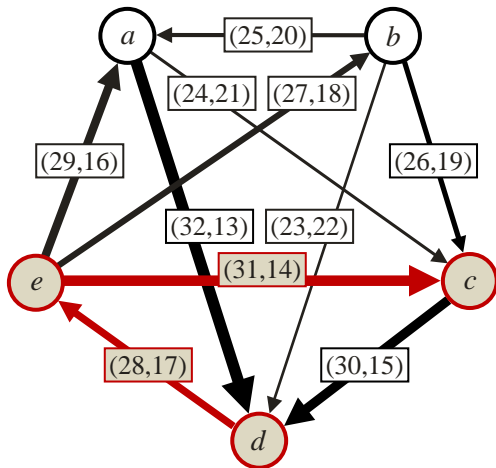
These are the strongest paths
 from c to every other alternative.



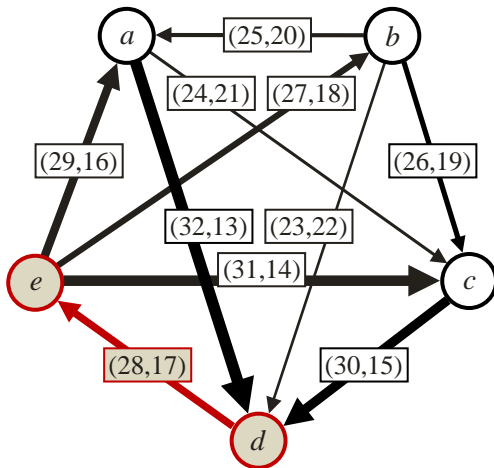
The strongest path from d to a is:
 d , $(\underline{28,17})$, e , $(29,16)$, a



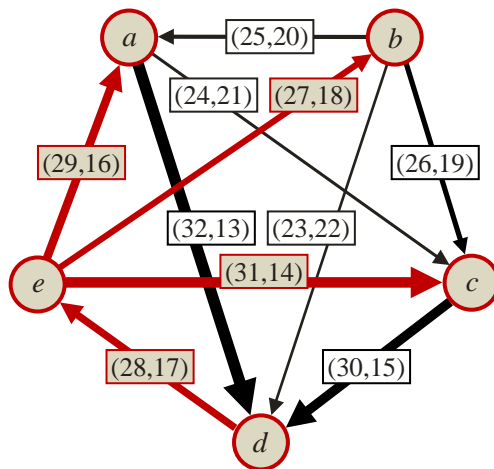
The strongest path from d to b is:
 d , $(28,17)$, e , $(\underline{27,18})$, b



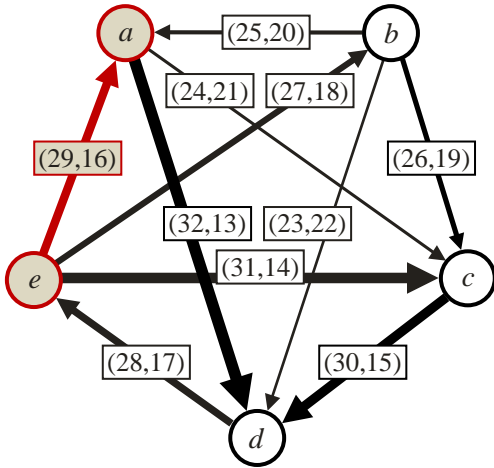
The strongest path from d to c is:
 d , $(\underline{28,17})$, e , $(31,14)$, c



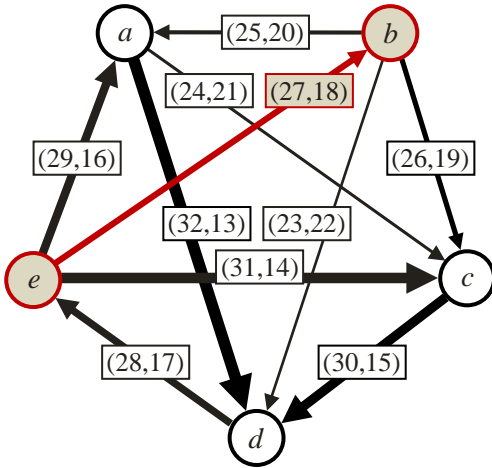
The strongest path from d to e is:
 d , $(\underline{28,17})$, e



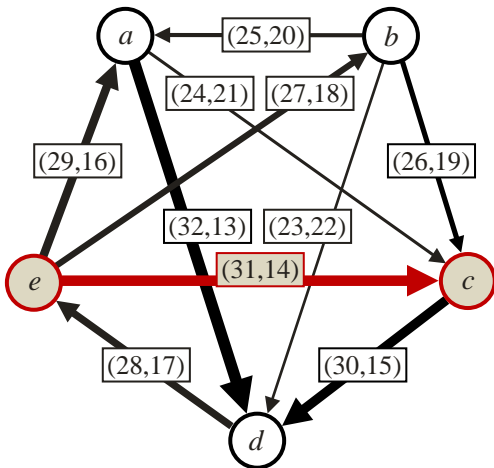
These are the strongest paths
 from d to every other alternative.



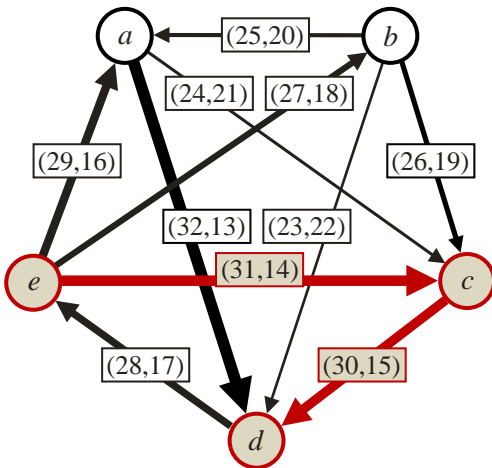
The strongest path from e to a is:
 $e, \underline{(29,16)}, a$



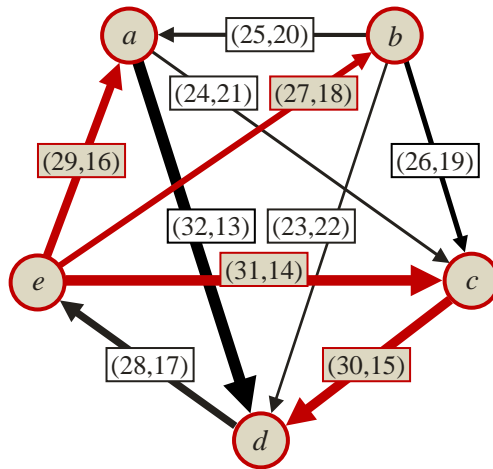
The strongest path from e to b is:
 $e, \underline{(27,18)}, b$



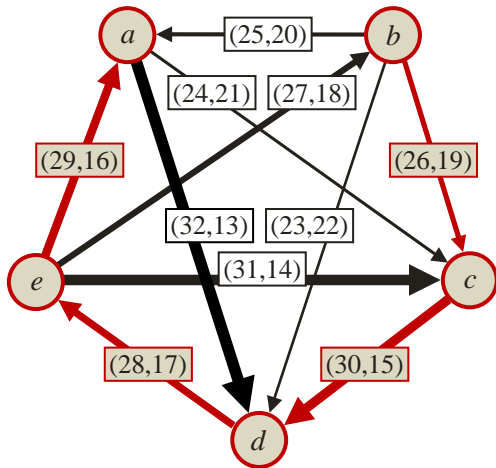
The strongest path from e to c is:
 $e, \underline{(31,14)}, c$



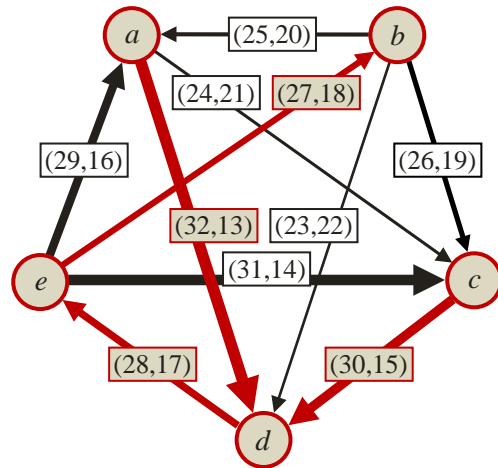
The strongest path from e to d is:
 $e, (31,14), c, \underline{(30,15)}, d$



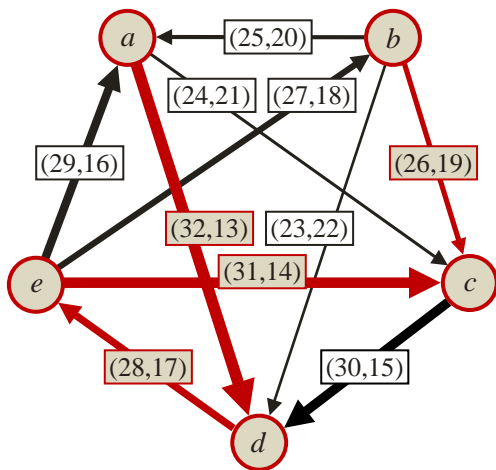
These are the strongest paths
from e to every other alternative.



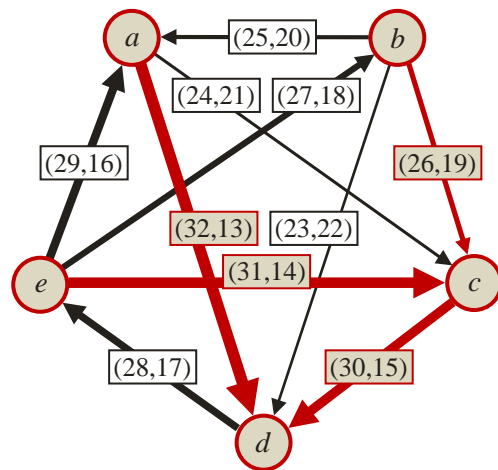
These are the strongest paths from every other alternative to *a*.



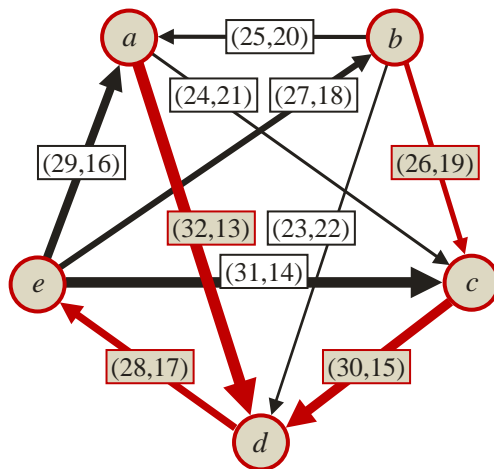
These are the strongest paths from every other alternative to *b*.



These are the strongest paths from every other alternative to *c*.



These are the strongest paths from every other alternative to *d*.



These are the strongest paths from every other alternative to *e*.

Therefore, the strengths of the strongest paths are:

| | $P_D[*,a]$ | $P_D[*,b]$ | $P_D[*,c]$ | $P_D[*,d]$ | $P_D[*,e]$ |
|------------|------------|------------|------------|------------|------------|
| $P_D[a,*]$ | --- | (27,18) | (28,17) | (32,13) | (28,17) |
| $P_D[b,*]$ | (26,19) | --- | (26,19) | (26,19) | (26,19) |
| $P_D[c,*]$ | (28,17) | (27,18) | --- | (30,15) | (28,17) |
| $P_D[d,*]$ | (28,17) | (27,18) | (28,17) | --- | (28,17) |
| $P_D[e,*]$ | (29,16) | (27,18) | (31,14) | (30,15) | --- |

We get $O = \{ab, ad, cb, cd, db, ea, eb, ec, ed\}$ and $S = \{e\}$.

Suppose, the strongest paths are calculated with the Floyd-Warshall algorithm, as defined in section 2.3.1. Then the following table documents the $C \cdot (C-1) \cdot (C-2) = 60$ steps of the Floyd-Warshall algorithm.

We start with

- $P_D[i,j] := (N[i,j], N[j,i])$ for all $i \in A$ and $j \in A \setminus \{i\}$.
- $pred[i,j] := i$ for all $i \in A$ and $j \in A \setminus \{i\}$.

| | i | j | k | $P_D[j,k]$ | $P_D[j,i]$ | $P_D[i,k]$ | $pred[j,k]$ | $pred[i,k]$ | result |
|----|-----|-----|-----|------------|------------|------------|-------------|-------------|--|
| 1 | a | b | c | (26,19) | (25,20) | (24,21) | b | a | |
| 2 | a | b | d | (23,22) | (25,20) | (32,13) | b | a | $P_D[b,d]$ is updated from (23,22) to (25,20); $pred[b,d]$ is updated from b to a . |
| 3 | a | b | e | (18,27) | (25,20) | (16,29) | b | a | |
| 4 | a | c | b | (19,26) | (21,24) | (20,25) | c | a | $P_D[c,b]$ is updated from (19,26) to (20,25); $pred[c,b]$ is updated from c to a . |
| 5 | a | c | d | (30,15) | (21,24) | (32,13) | c | a | |
| 6 | a | c | e | (14,31) | (21,24) | (16,29) | c | a | $P_D[c,e]$ is updated from (14,31) to (16,29); $pred[c,e]$ is updated from c to a . |
| 7 | a | d | b | (22,23) | (13,32) | (20,25) | d | a | |
| 8 | a | d | c | (15,30) | (13,32) | (24,21) | d | a | |
| 9 | a | d | e | (28,17) | (13,32) | (16,29) | d | a | |
| 10 | a | e | b | (27,18) | (29,16) | (20,25) | e | a | |
| 11 | a | e | c | (31,14) | (29,16) | (24,21) | e | a | |
| 12 | a | e | d | (17,28) | (29,16) | (32,13) | e | a | $P_D[e,d]$ is updated from (17,28) to (29,16); $pred[e,d]$ is updated from e to a . |
| 13 | b | a | c | (24,21) | (20,25) | (26,19) | a | b | |
| 14 | b | a | d | (32,13) | (20,25) | (25,20) | a | a | |
| 15 | b | a | e | (16,29) | (20,25) | (18,27) | a | b | $P_D[a,e]$ is updated from (16,29) to (18,27); $pred[a,e]$ is updated from a to b . |
| 16 | b | c | a | (21,24) | (20,25) | (25,20) | c | b | |
| 17 | b | c | d | (30,15) | (20,25) | (25,20) | c | a | |
| 18 | b | c | e | (16,29) | (20,25) | (18,27) | a | b | $P_D[c,e]$ is updated from (16,29) to (18,27); $pred[c,e]$ is updated from a to b . |
| 19 | b | d | a | (13,32) | (22,23) | (25,20) | d | b | $P_D[d,a]$ is updated from (13,32) to (22,23); $pred[d,a]$ is updated from d to b . |
| 20 | b | d | c | (15,30) | (22,23) | (26,19) | d | b | $P_D[d,c]$ is updated from (15,30) to (22,23); $pred[d,c]$ is updated from d to b . |
| 21 | b | d | e | (28,17) | (22,23) | (18,27) | d | b | |
| 22 | b | e | a | (29,16) | (27,18) | (25,20) | e | b | |
| 23 | b | e | c | (31,14) | (27,18) | (26,19) | e | b | |
| 24 | b | e | d | (29,16) | (27,18) | (25,20) | a | a | |
| 25 | c | a | b | (20,25) | (24,21) | (20,25) | a | a | |
| 26 | c | a | d | (32,13) | (24,21) | (30,15) | a | c | |
| 27 | c | a | e | (18,27) | (24,21) | (18,27) | b | b | |
| 28 | c | b | a | (25,20) | (26,19) | (21,24) | b | c | |
| 29 | c | b | d | (25,20) | (26,19) | (30,15) | a | c | $P_D[b,d]$ is updated from (25,20) to (26,19); $pred[b,d]$ is updated from a to c . |
| 30 | c | b | e | (18,27) | (26,19) | (18,27) | b | b | |

| | i | j | k | $P_D[j,k]$ | $P_D[j,i]$ | $P_D[i,k]$ | $pred[j,k]$ | $pred[i,k]$ | result |
|----|-----|-----|-----|------------|------------|------------|-------------|-------------|--|
| 31 | c | d | a | (22,23) | (22,23) | (21,24) | b | c | |
| 32 | c | d | b | (22,23) | (22,23) | (20,25) | d | a | |
| 33 | c | d | e | (28,17) | (22,23) | (18,27) | d | b | |
| 34 | c | e | a | (29,16) | (31,14) | (21,24) | e | c | |
| 35 | c | e | b | (27,18) | (31,14) | (20,25) | e | a | |
| 36 | c | e | d | (29,16) | (31,14) | (30,15) | a | c | $P_D[e,d]$ is updated from (29,16) to (30,15); $pred[e,d]$ is updated from a to c . |
| 37 | d | a | b | (20,25) | (32,13) | (22,23) | a | d | $P_D[a,b]$ is updated from (20,25) to (22,23); $pred[a,b]$ is updated from a to d . |
| 38 | d | a | c | (24,21) | (32,13) | (22,23) | a | b | |
| 39 | d | a | e | (18,27) | (32,13) | (28,17) | b | d | $P_D[a,e]$ is updated from (18,27) to (28,17); $pred[a,e]$ is updated from b to d . |
| 40 | d | b | a | (25,20) | (26,19) | (22,23) | b | b | |
| 41 | d | b | c | (26,19) | (26,19) | (22,23) | b | b | |
| 42 | d | b | e | (18,27) | (26,19) | (28,17) | b | d | $P_D[b,e]$ is updated from (18,27) to (26,19); $pred[b,e]$ is updated from b to d . |
| 43 | d | c | a | (21,24) | (30,15) | (22,23) | c | b | $P_D[c,a]$ is updated from (21,24) to (22,23); $pred[c,a]$ is updated from c to b . |
| 44 | d | c | b | (20,25) | (30,15) | (22,23) | a | d | $P_D[c,b]$ is updated from (20,25) to (22,23); $pred[c,b]$ is updated from a to d . |
| 45 | d | c | e | (18,27) | (30,15) | (28,17) | b | d | $P_D[c,e]$ is updated from (18,27) to (28,17); $pred[c,e]$ is updated from b to d . |
| 46 | d | e | a | (29,16) | (30,15) | (22,23) | e | b | |
| 47 | d | e | b | (27,18) | (30,15) | (22,23) | e | d | |
| 48 | d | e | c | (31,14) | (30,15) | (22,23) | e | b | |
| 49 | e | a | b | (22,23) | (28,17) | (27,18) | d | e | $P_D[a,b]$ is updated from (22,23) to (27,18); $pred[a,b]$ is updated from d to e . |
| 50 | e | a | c | (24,21) | (28,17) | (31,14) | a | e | $P_D[a,c]$ is updated from (24,21) to (28,17); $pred[a,c]$ is updated from a to e . |
| 51 | e | a | d | (32,13) | (28,17) | (30,15) | a | c | |
| 52 | e | b | a | (25,20) | (26,19) | (29,16) | b | e | $P_D[b,a]$ is updated from (25,20) to (26,19); $pred[b,a]$ is updated from b to e . |
| 53 | e | b | c | (26,19) | (26,19) | (31,14) | b | e | |
| 54 | e | b | d | (26,19) | (26,19) | (30,15) | c | c | |
| 55 | e | c | a | (22,23) | (28,17) | (29,16) | b | e | $P_D[c,a]$ is updated from (22,23) to (28,17); $pred[c,a]$ is updated from b to e . |
| 56 | e | c | b | (22,23) | (28,17) | (27,18) | d | e | $P_D[c,b]$ is updated from (22,23) to (27,18); $pred[c,b]$ is updated from d to e . |
| 57 | e | c | d | (30,15) | (28,17) | (30,15) | c | c | |
| 58 | e | d | a | (22,23) | (28,17) | (29,16) | b | e | $P_D[d,a]$ is updated from (22,23) to (28,17); $pred[d,a]$ is updated from b to e . |
| 59 | e | d | b | (22,23) | (28,17) | (27,18) | d | e | $P_D[d,b]$ is updated from (22,23) to (27,18); $pred[d,b]$ is updated from d to e . |
| 60 | e | d | c | (22,23) | (28,17) | (31,14) | b | e | $P_D[d,c]$ is updated from (22,23) to (28,17); $pred[d,c]$ is updated from b to e . |

3.13. Example 13

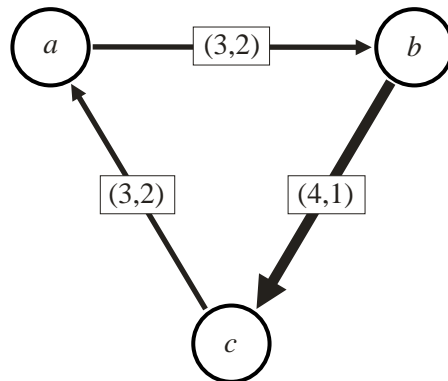
Example 13:

2 voters $a \succ_v b \succ_v c$
2 voters $b \succ_v c \succ_v a$
1 voter $c \succ_v a \succ_v b$

The pairwise matrix N looks as follows:

| | $N[*,a]$ | $N[*,b]$ | $N[*,c]$ |
|----------|----------|----------|----------|
| $N[a,*]$ | --- | 3 | 2 |
| $N[b,*]$ | 2 | --- | 4 |
| $N[c,*]$ | 3 | 1 | --- |

The corresponding digraph looks as follows:



The following table lists the strongest paths, as determined by the Floyd-Warshall algorithm, as defined in section 2.3.1. The critical links of the strongest paths are underlined:

| | ... to a | ... to b | ... to c | ... to every other alternative |
|----------------------------------|--|--|--|--------------------------------|
| from a ... | --- | $a, \underline{(3,2)}, b$ | $a, \underline{(3,2)}, b,$ $(4,1), c$ | |
| from b ... | $b, \underline{(4,1)}, c,$ $\underline{(3,2)}, a$ | --- | $b, \underline{(4,1)}, c$ | |
| from c ... | $c, \underline{(3,2)}, a$ | $c, \underline{(3,2)}, a,$ $\underline{(3,2)}, b$ | --- | |
| from every other alternative ... | | | | --- |

The strengths of the strongest paths are:

| | $P_D[*,a]$ | $P_D[*,b]$ | $P_D[*,c]$ |
|------------|------------|------------|------------|
| $P_D[a,*]$ | --- | (3,2) | (3,2) |
| $P_D[b,*]$ | (3,2) | --- | (4,1) |
| $P_D[c,*]$ | (3,2) | (3,2) | --- |

We get $O = \{bc\}$ and $S = \{a, b\}$.

Suppose, the strongest paths are calculated with the Floyd-Warshall algorithm, as defined in section 2.3.1. Then the following table documents the $C \cdot (C-1) \cdot (C-2) = 6$ steps of the Floyd-Warshall algorithm.

We start with

- $P_D[i,j] := (N[i,j], N[j,i])$ for all $i \in A$ and $j \in A \setminus \{i\}$.
- $pred[i,j] := i$ for all $i \in A$ and $j \in A \setminus \{i\}$.

| | i | j | k | $P_D[j,k]$ | $P_D[j,i]$ | $P_D[i,k]$ | $pred[j,k]$ | $pred[i,k]$ | result |
|---|-----|-----|-----|------------|------------|------------|-------------|-------------|--|
| 1 | a | b | c | (4,1) | (2,3) | (2,3) | b | a | |
| 2 | a | c | b | (1,4) | (3,2) | (3,2) | c | a | $P_D[c,b]$ is updated from (1,4) to (3,2); $pred[c,b]$ is updated from c to a . |
| 3 | b | a | c | (2,3) | (3,2) | (4,1) | a | b | $P_D[a,c]$ is updated from (2,3) to (3,2); $pred[a,c]$ is updated from a to b . |
| 4 | b | c | a | (3,2) | (3,2) | (2,3) | c | b | |
| 5 | c | a | b | (3,2) | (3,2) | (3,2) | a | a | |
| 6 | c | b | a | (2,3) | (4,1) | (3,2) | b | c | $P_D[b,a]$ is updated from (2,3) to (3,2); $pred[b,a]$ is updated from b to c . |

4. Analysis of the Schulze Method

4.1. Transitivity

In this section, we will prove that the binary relation \mathcal{O} , as defined in (2.2.1), is *transitive*. This means: If $ab \in \mathcal{O}$ and $bc \in \mathcal{O}$, then $ac \in \mathcal{O}$. This guarantees that the set \mathcal{S} of potential winners, as defined in (2.2.2), is non-empty. When we interpret the Schulze method as a method to find a set \mathcal{S} of potential winners, rather than a method to generate a binary relation \mathcal{O} , then the proof of the transitivity of \mathcal{O} is an essential part of the proof that the Schulze method is well defined.

Definition:

An election method satisfies *transitivity* if the following holds for all $a, b, c \in A$:

Suppose:

$$(4.1.1) \quad ab \in \mathcal{O}.$$

$$(4.1.2) \quad bc \in \mathcal{O}.$$

Then:

$$(4.1.3) \quad ac \in \mathcal{O}.$$

Claim:

The binary relation \mathcal{O} , as defined in (2.2.1), is transitive.

Proof:

With (4.1.1), we get

$$(4.1.4) \quad P_D[a, b] >_D P_D[b, a].$$

With (4.1.2), we get

$$(4.1.5) \quad P_D[b, c] >_D P_D[c, b].$$

With (2.2.5), we get

$$(4.1.6) \quad \min_D \{ P_D[a,b], P_D[b,c] \} \lesssim_D P_D[a,c].$$

$$(4.1.7) \quad \min_D \{ P_D[b,c], P_D[c,a] \} \lesssim_D P_D[b,a].$$

$$(4.1.8) \quad \min_D \{ P_D[c,a], P_D[a,b] \} \lesssim_D P_D[c,b].$$

Case 1: Suppose

$$(4.1.9a) \quad P_D[a,b] \gtrsim_D P_D[b,c].$$

Combining (4.1.5) and (4.1.9a) gives

$$(4.1.10a) \quad P_D[a,b] \succ_D P_D[c,b].$$

Combining (4.1.8) and (4.1.10a) gives

$$(4.1.11a) \quad P_D[c,a] \lesssim_D P_D[c,b].$$

Combining (4.1.6) and (4.1.9a) gives

$$(4.1.12a) \quad P_D[b,c] \lesssim_D P_D[a,c].$$

Combining (4.1.11a), (4.1.5), and (4.1.12a) gives

$$(4.1.13a) \quad P_D[c,a] \lesssim_D P_D[c,b] \prec_D P_D[b,c] \lesssim_D P_D[a,c].$$

With (4.1.13a), we get (4.1.3).

Case 2: Suppose

$$(4.1.9b) \quad P_D[a,b] \prec_D P_D[b,c].$$

Combining (4.1.4) and (4.1.9b) gives

$$(4.1.10b) \quad P_D[b,a] \prec_D P_D[b,c].$$

Combining (4.1.7) and (4.1.10b) gives

$$(4.1.11b) \quad P_D[c,a] \lesssim_D P_D[b,a].$$

Combining (4.1.6) and (4.1.9b) gives

$$(4.1.12b) \quad P_D[a,b] \lesssim_D P_D[a,c].$$

Combining (4.1.11b), (4.1.4), and (4.1.12b) gives

$$(4.1.13b) \quad P_D[c,a] \lesssim_D P_D[b,a] \prec_D P_D[a,b] \lesssim_D P_D[a,c].$$

With (4.1.13b), we get (4.1.3). \square

The proof, that the Schulze method is transitive, has first been published by Schulze (1998).

The following corollary says that the set \mathcal{S} of potential winners, as defined in (2.2.2), is non-empty.

Corollary (4.1.14):

For the Schulze method, as defined in section 2.2, we get

$$(4.1.14) \quad \forall b \notin \mathcal{S} \exists a \in \mathcal{S}: ab \in \mathcal{O}.$$

Proof of corollary (4.1.14):

As $b \notin \mathcal{S}$, there must be a $c(1) \in A$ with $c(1), b \in \mathcal{O}$.

If $c(1) \in \mathcal{S}$, then the corollary is proven. If $c(1) \notin \mathcal{S}$, then there must be a $c(2) \in A$ with $c(2), c(1) \in \mathcal{O}$. With the asymmetry and the transitivity of \mathcal{O} , we get $c(2), b \in \mathcal{O}$ and $c(2) \notin \{b, c(1)\}$.

We now proceed as follows: If $c(i) \in \mathcal{S}$, then the corollary is proven. If $c(i) \notin \mathcal{S}$, then there must be a $c(i+1) \in A$ with $c(i+1), c(i) \in \mathcal{O}$. With the asymmetry and the transitivity of \mathcal{O} , we get $c(i+1), b \in \mathcal{O}$ and $c(i+1) \notin \{b, c(1), \dots, c(i)\}$.

We proceed until $c(i) \in \mathcal{S}$ for some $i \in \mathbb{N}$. Such an $i \in \mathbb{N}$ exists because A is finite. \square

The following corollary says that alternative $a \in A$ is the unique winner if and only if alternative a disqualifies every other alternative $b \in A \setminus \{a\}$.

Corollary (4.1.15):

For the Schulze method, as defined in section 2.2, we get

$$(4.1.15) \quad \mathcal{S} = \{a\} \Leftrightarrow ab \in \mathcal{O} \forall b \in A \setminus \{a\}.$$

Proof of corollary (4.1.15):

\Leftarrow If $ab \in \mathcal{O} \forall b \in A \setminus \{a\}$, then $a \in A$ disqualifies every $b \in A \setminus \{a\}$ according to (2.2.2). Therefore, we get $\mathcal{S} = \{a\}$.

\Rightarrow With (4.1.14) and $\mathcal{S} = \{a\}$, we get

$$(4.1.16) \quad \forall b \notin \mathcal{S}: ab \in \mathcal{O}.$$

With $\mathcal{S} = \{a\}$, we get

$$(4.1.17) \quad b \notin \mathcal{S} \Leftrightarrow b \in A \setminus \{a\}.$$

With (4.1.16) and (4.1.17), we get

$$(4.1.18) \quad \forall b \in A \setminus \{a\}: ab \in \mathcal{O}. \quad \square$$

In example 4 (section 3.4), we have $ba \notin \mathcal{O}$ and $ac \notin \mathcal{O}$ and $bc \in \mathcal{O}$. This shows that the Schulze relation, as defined in (2.2.1), is not necessarily negatively transitive.

4.2. Resolvability

Resolvability basically says that usually there is a unique winner $S = \{a\}$. This criterion is immensely important because the purpose of a single-winner election method is not only to fill a seat, but also to give the winner the needed authority to execute this office. A president, for example, who is chosen by a random choice will never have the required legitimacy to succeed in his office.

There are two different versions of the resolvability criterion. We will prove that the Schulze method, as defined in section 2.2, satisfies both.

4.2.1. Formulation #1

Definition:

An election method satisfies the first version of the *resolvability criterion* if (for every given number of alternatives) the proportion of profiles without a unique winner tends to zero as the number of voters in the profile tends to infinity.

Claim:

If $>_D$ satisfies (2.1.1), then the Schulze method, as defined in section 2.2, satisfies the first version of the resolvability criterion.

Proof (overview):

Suppose $(x_1, x_2), (y_1, y_2) \in \mathbb{N}_0 \times \mathbb{N}_0$. Then, according to (2.1.1), there is a $v_1 \in \mathbb{N}_0$ such that for all $w_1 \in \mathbb{N}_0$:

1. $w_1 < v_1 \Rightarrow (x_1, x_2) >_D (w_1, y_2)$.
2. $w_1 > v_1 \Rightarrow (x_1, x_2) <_D (w_1, y_2)$.

When the number of voters tends to infinity (i.e. when x_1, x_2, y_1 , and y_2 become large), then the proportion of profiles, where the condition “ $y_1 = v_1$ ” happens to be satisfied, tends to zero. Therefore, when the number of voters tends to infinity, then the proportion of profiles, where two links ef and gh happen to have equivalent strengths $(N[e, f], N[f, e]) \approx_D (N[g, h], N[h, g])$, tends to zero.

Therefore, we will prove that, unless there are links ef and gh of equivalent strengths, there is always a unique winner. We will prove this by showing that, when we simultaneously presume (a) that there is more than one potential winner and (b) that there are no links ef and gh of equivalent strengths, then we necessarily get to a contradiction.

Proof (details):

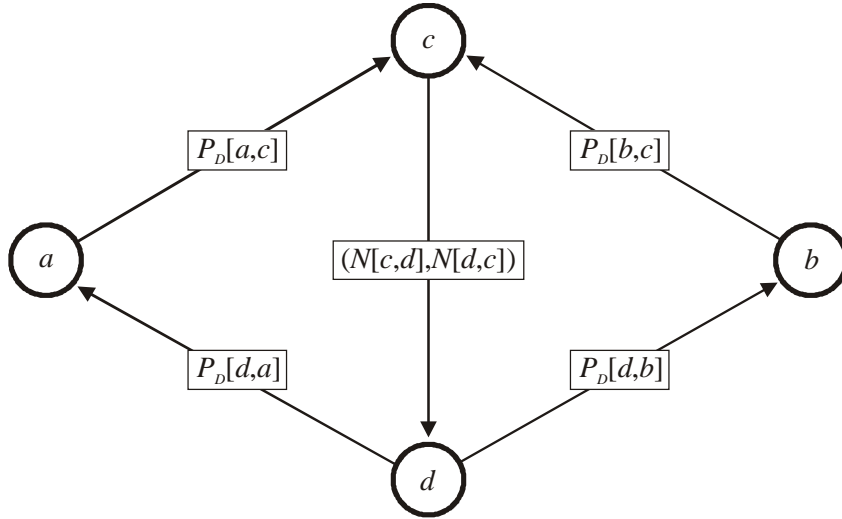
Suppose that there is more than one potential winner. Suppose alternative $a \in A$ and alternative $b \in A$ are potential winners. Then

$$(4.2.1.1) \quad \forall i \in A \setminus \{a\}: P_D[a,i] \gtrsim_D P_D[i,a].$$

$$(4.2.1.2) \quad \forall j \in A \setminus \{b\}: P_D[b,j] \gtrsim_D P_D[j,b].$$

$$(4.2.1.3) \quad P_D[a,b] \approx_D P_D[b,a].$$

Suppose there are no links ef and gh of equivalent strengths ($N[e,f], N[f,e]$) \approx_D ($N[g,h], N[h,g]$). Then $P_D[a,b] \approx_D P_D[b,a]$ means that the weakest link in the strongest path from alternative a to alternative b and the weakest link in the strongest path from alternative b to alternative a must be the same link, say cd . Therefore, the strongest paths have the following structure:



As cd is the weakest link in the strongest path from alternative a to alternative b , we get

$$(4.2.1.4) \quad P_D[a,d] \approx_D P_D[a,b].$$

$$(4.2.1.5) \quad P_D[d,b] >_D P_D[a,b].$$

As cd is the weakest link in the strongest path from alternative b to alternative a , we get

$$(4.2.1.6) \quad P_D[b,d] \approx_D P_D[b,a].$$

$$(4.2.1.7) \quad P_D[d,a] >_D P_D[b,a].$$

With (4.2.1.7), (4.2.1.3), and (4.2.1.4), we get

$$(4.2.1.8) \quad P_D[d,a] >_D P_D[b,a] \approx_D P_D[a,b] \approx_D P_D[a,d].$$

But (4.2.1.8) contradicts (4.2.1.1).

Similarly, with (4.2.1.5), (4.2.1.3), and (4.2.1.6), we get

$$(4.2.1.9) \quad P_D[d,b] >_D P_D[a,b] \approx_D P_D[b,a] \approx_D P_D[b,d].$$

But (4.2.1.9) contradicts (4.2.1.2). □

4.2.2. Formulation #2

The second version of the *resolvability criterion* says that, when there is more than one potential winner, then, for every alternative $a \in \mathcal{S}$, it is sufficient to add a single ballot w so that alternative a becomes the unique winner.

Definition:

An election method satisfies the second version of the *resolvability criterion* if the following holds:

$\forall a \in \mathcal{S}^{\text{old}}$: It is possible to construct a strict weak order w with the following two properties:

$$(4.2.2.1) \quad \forall f \in A \setminus \{a\}: a \succ_w f.$$

$$(4.2.2.2) \quad \mathcal{S}^{\text{new}} = \{a\} \text{ for } V^{\text{new}} := V^{\text{old}} + \{w\}.$$

Claim:

If \succ_D satisfies (2.1.1), then the Schulze method, as defined in section 2.2, satisfies the second version of the resolvability criterion.

Proof:

Suppose $a \in \mathcal{S}^{\text{old}}$. Then we get

$$(4.2.2.3) \quad \forall b \in A \setminus \{a\}: P_D^{\text{old}}[a,b] \gtrsim_D P_D^{\text{old}}[b,a].$$

Suppose $\text{pred}^{\text{old}}[x,y]$ is the predecessor of alternative y in the strongest path from alternative $x \in A$ to alternative $y \in A \setminus \{x\}$, as calculated in section 2.3.1.

Suppose the strict weak order w is chosen as follows:

$$(4.2.2.4) \quad \forall f \in A \setminus \{a\}: \text{pred}^{\text{old}}[a,f] \succ_w f.$$

$$(4.2.2.5) \quad \forall e, f \in A \setminus \{a\}: (P_D^{\text{old}}[e,a] \succ_D P_D^{\text{old}}[f,a] \Rightarrow e \succ_w f).$$

With (4.2.2.4), we get (4.2.2.1).

We will prove the following three claims:

Claim #1: It is not possible that (4.2.2.4) requires $e \succ_w f$ and that simultaneously (4.2.2.5) requires $f \succ_w e$.

Claim #2: $\forall g \in A \setminus \{a\}: P_D^{\text{new}}[a,g] \succ_D P_D^{\text{old}}[a,g]$.

Claim #3: $\forall g \in A \setminus \{a\}: P_D^{\text{new}}[g,a] \prec_D P_D^{\text{old}}[g,a]$.

With claim #2 and claim #3, we get

$$P_D^{\text{new}}[a, g] >_D P_D^{\text{new}}[g, a] \text{ for all } g \in A \setminus \{a\}$$

so that $ag \in O^{\text{new}}$ for all $g \in A \setminus \{a\}$

so that $S^{\text{new}} = \{a\}$.

Proof of claim #1:

Suppose $ef \in A \setminus \{a\}$. With (2.2.3), we get

$$(4.2.2.6) \quad P_D^{\text{old}}[e, f] \approx_D (N^{\text{old}}[e, f], N^{\text{old}}[f, e]).$$

With (2.2.5), we get

$$(4.2.2.7) \quad \min_D \{ P_D^{\text{old}}[e, f], P_D^{\text{old}}[f, a] \} \lesssim_D P_D^{\text{old}}[e, a].$$

With (4.2.2.3), we get

$$(4.2.2.8) \quad P_D^{\text{old}}[a, f] \approx_D P_D^{\text{old}}[f, a].$$

Suppose (4.2.2.4) requires $e >_w f$. Then $e = \text{pred}^{\text{old}}[a, f]$. Therefore, the link ef was in the strongest path from alternative a to alternative f . Thus, we get

$$(4.2.2.9) \quad P_D^{\text{old}}[a, f] \lesssim_D (N^{\text{old}}[e, f], N^{\text{old}}[f, e]).$$

Suppose (4.2.2.5) requires $f >_w e$. Then

$$(4.2.2.10) \quad P_D^{\text{old}}[f, a] >_D P_D^{\text{old}}[e, a].$$

With (4.2.2.6), (4.2.2.9), (4.2.2.8), and (4.2.2.10), we get

$$(4.2.2.11) \quad P_D^{\text{old}}[e, f] \approx_D (N^{\text{old}}[e, f], N^{\text{old}}[f, e]) \approx_D P_D^{\text{old}}[a, f] \approx_D P_D^{\text{old}}[f, a] >_D P_D^{\text{old}}[e, a].$$

But (4.2.2.10) and (4.2.2.11) together contradict (4.2.2.7).

Proof of claim #2:

With (2.1.1) and (4.2.2.4), we get: The strength of each link of the strongest paths from alternative a to each other alternative $g \in A \setminus \{a\}$ is increased. Therefore

$$(4.2.2.12) \quad \forall g \in A \setminus \{a\}: P_D^{\text{new}}[a, g] >_D P_D^{\text{old}}[a, g].$$

Proof of claim #3:

Suppose $g \in A \setminus \{a\}$. Suppose

$$(4.2.2.13) \quad \mathfrak{T}(g) := (\{a\} \cup \{ h \in A \setminus \{a\} \mid P_D^{\text{old}}[h,a] >_D P_D^{\text{old}}[a,g] \}).$$

With (4.2.2.3) and (4.2.2.13), we get

$$(4.2.2.14) \quad g \notin \mathfrak{T}(g) \text{ and } a \in \mathfrak{T}(g)$$

and, therefore, $\emptyset \neq \mathfrak{T}(g) \subsetneq A$. Furthermore, we get

$$(4.2.2.15) \quad \forall i \notin \mathfrak{T}(g) \forall j \in \mathfrak{T}(g): (N^{\text{old}}[i,j], N^{\text{old}}[j,i]) \lesssim_D P_D^{\text{old}}[a,g].$$

Otherwise, there was a path from alternative i to alternative a via alternative j with a strength of more than $P_D^{\text{old}}[a,g]$. But (as $i \notin \mathfrak{T}(g)$) this would contradict the definition of $\mathfrak{T}(g)$.

With (4.2.2.5), (4.2.2.1), and (4.2.2.13), we get

$$(4.2.2.16) \quad \forall i \notin \mathfrak{T}(g) \forall j \in \mathfrak{T}(g): j >_w i.$$

With (2.1.1) and (4.2.2.16), we get

$$(4.2.2.17) \quad \forall i \notin \mathfrak{T}(g) \forall j \in \mathfrak{T}(g): (N^{\text{new}}[i,j], N^{\text{new}}[j,i]) <_D (N^{\text{old}}[i,j], N^{\text{old}}[j,i]).$$

With (4.2.2.15) and (4.2.2.17), we get

$$(4.2.2.18) \quad \forall i \notin \mathfrak{T}(g) \forall j \in \mathfrak{T}(g): (N^{\text{new}}[i,j], N^{\text{new}}[j,i]) <_D P_D^{\text{old}}[a,g].$$

With (4.2.2.14) and (4.2.2.18), we get

$$(4.2.2.19) \quad P_D^{\text{new}}[g,a] <_D P_D^{\text{old}}[a,g]. \quad \square$$

The proof in section 4.2.2 has first been published by Schulze (2011a). It immediately attracted attention, because it doesn't only prove that there is a tie-breaking ballot w , it also shows how this tie-breaking ballot w can be calculated in a polynomial runtime. Parkes and Xia (2012) pointed to the fact that this proof can also be interpreted as saying that it is possible to calculate a voting strategy in a polynomial runtime. This observation by Parkes and Xia has been extended by Gaspers (2012), Menton (2013a, 2013b), and Hemaspaandra (2016).

Papers on the computational manipulability of the Schulze method have also been written by J. Müller (2013, 2018), Reisch (2014), and Schend (2015). Surveys on the complexity of calculating a voting strategy under the Schulze method and under other single-winner election methods have been written by Durand (2015), Baumeister and Rothe (2016), Conitzer and Walsh (2016), and Faliszewski and Rothe (2016).

4.3. Pareto

The *Pareto criterion* says that the election method must respect unanimous opinions. There are two different versions of the Pareto criterion. The first version addresses situations with “ $a \succ_v b$ for all $v \in V$ ”, while the second version addresses situations with “ $a \succeq_v b$ for all $v \in V$ ” (for some pair of alternatives $a, b \in A$). The first version says that, when every voter strictly prefers alternative a to alternative b (i.e. $a \succ_v b$ for all $v \in V$), then alternative a must perform better than alternative b . The second version says that, when no voter strictly prefers alternative b to alternative a (i.e. $a \succeq_v b$ for all $v \in V$), then alternative b must not perform better than alternative a . We will prove that the Schulze method, as defined in section 2.2, satisfies both versions of the Pareto criterion.

4.3.1. Formulation #1

Definition:

An election method satisfies the first version of the *Pareto criterion* if the following holds:

Suppose:

$$(4.3.1.1) \quad \forall v \in V: a \succ_v b.$$

Then:

$$(4.3.1.2) \quad ab \in O.$$

$$(4.3.1.3) \quad \forall f \in A \setminus \{a, b\}: bf \in O \Rightarrow af \in O.$$

$$(4.3.1.4) \quad \forall f \in A \setminus \{a, b\}: fa \in O \Rightarrow fb \in O.$$

$$(4.3.1.5) \quad b \notin S.$$

Claim:

If \succ_D satisfies (2.1.1), then the Schulze method, as defined in section 2.2, satisfies the first version of the Pareto criterion.

Proof:

With (2.1.1) and (4.3.1.1), we get

$$(4.3.1.6) \quad \forall e, f \in A: (N[a, b], N[b, a]) \succeq_D (N[e, f], N[f, e]).$$

$$(4.3.1.7) \quad [(N[a, b], N[b, a]) \approx_D (N[e, f], N[f, e])] \Leftrightarrow [\forall v \in V: e \succ_v f].$$

With (2.2.4), we get: $ab \in O$, unless the link ab is in a directed cycle that consists of links of which each is at least as strong as the link ab .

However, as we presumed that the individual ballots \succ_v are strict weak orders, it is not possible that there is a directed cycle of unanimous opinions. Therefore, it is not possible that the link ab is in a directed cycle that consists of links of which each is at least as strong as the link ab . Therefore, with (2.2.4), (4.3.1.6), and (4.3.1.7), we get (4.3.1.2). With (4.3.1.2), we get (4.3.1.5). With (4.3.1.2) and the transitivity of O , we get (4.3.1.3) and (4.3.1.4). \square

4.3.2. Formulation #2

Definition:

An election method satisfies the second version of the *Pareto criterion* if the following holds:

Suppose:

$$(4.3.2.1) \quad \forall v \in V: a \succ_v b.$$

Then:

$$(4.3.2.2) \quad ba \notin O.$$

$$(4.3.2.3) \quad \forall f \in A \setminus \{a, b\}: bf \in O \Rightarrow af \in O.$$

$$(4.3.2.4) \quad \forall f \in A \setminus \{a, b\}: fa \in O \Rightarrow fb \in O.$$

$$(4.3.2.5) \quad b \in S \Rightarrow a \in S.$$

Claim:

If $>_D$ satisfies (2.1.1), then the Schulze method, as defined in section 2.2, satisfies the second version of the Pareto criterion.

Proof:

With (4.3.2.1), we get

$$(4.3.2.6) \quad \forall e \in A \setminus \{a, b\}: N[a, e] \geq N[b, e].$$

With (4.3.2.1), we get

$$(4.3.2.7) \quad \forall e \in A \setminus \{a, b\}: N[e, b] \geq N[e, a].$$

With (2.1.1), (4.3.2.6), and (4.3.2.7), we get

$$(4.3.2.8) \quad \forall e \in A \setminus \{a, b\}: (N[a, e], N[e, a]) \succ_D (N[b, e], N[e, b]).$$

With (2.1.1), (4.3.2.6), and (4.3.2.7), we get

$$(4.3.2.9) \quad \forall e \in A \setminus \{a, b\}: (N[e, b], N[b, e]) \succ_D (N[e, a], N[a, e]).$$

Suppose $c(1), \dots, c(n) \in A$ is the strongest path from alternative b to alternative a . With (4.3.2.8) and (4.3.2.9), we get: $a, c(2), \dots, c(n-1), b$ is a path from alternative a to alternative b with at least the same strength. Therefore

$$(4.3.2.10) \quad P_D[a, b] \succ_D P_D[b, a].$$

With (4.3.2.10), we get (4.3.2.2).

Suppose $c(1), \dots, c(n) \in A$ is the strongest path from alternative b to alternative $f \in A \setminus \{a, b\}$. With (4.3.2.8), we get: $a, c(m+1), \dots, c(n)$, where $c(m)$

is the last occurrence of an alternative of the set $\{a,b\}$, is a path from alternative a to alternative f with at least the same strength. Therefore

$$(4.3.2.11) \quad \forall f \in A \setminus \{a,b\}: P_D[a,f] \approx_D P_D[b,f].$$

Suppose $c(1), \dots, c(n) \in A$ is the strongest path from alternative $f \in A \setminus \{a,b\}$ to alternative a . With (4.3.2.9), we get: $c(1), \dots, c(m-1), b$, where $c(m)$ is the first occurrence of an alternative of the set $\{a,b\}$, is a path from alternative f to alternative b with at least the same strength. Therefore

$$(4.3.2.12) \quad \forall f \in A \setminus \{a,b\}: P_D[f,b] \approx_D P_D[f,a].$$

Part 1: Suppose $f \in A \setminus \{a,b\}$. Suppose

$$(4.3.2.13a) \quad bf \in O.$$

With (4.3.2.13a), we get

$$(4.3.2.14a) \quad P_D[b,f] >_D P_D[f,b].$$

With (4.3.2.11), (4.3.2.14a), and (4.3.2.12), we get

$$(4.3.2.15a) \quad P_D[a,f] \approx_D P_D[b,f] >_D P_D[f,b] \approx_D P_D[f,a].$$

With (4.3.2.15a), we get (4.3.2.3).

Part 2: Suppose $f \in A \setminus \{a,b\}$. Suppose

$$(4.3.2.13b) \quad fa \in O.$$

With (4.3.2.13b), we get

$$(4.3.2.14b) \quad P_D[f,a] >_D P_D[a,f].$$

With (4.3.2.12), (4.3.2.14b), and (4.3.2.11), we get

$$(4.3.2.15b) \quad P_D[f,b] \approx_D P_D[f,a] >_D P_D[a,f] \approx_D P_D[b,f].$$

With (4.3.2.15b), we get (4.3.2.4).

Part 3: Suppose

$$(4.3.2.13c) \quad b \in S.$$

With (4.3.2.13c), we get

$$(4.3.2.14c) \quad \forall f \in A \setminus \{b\}: fb \notin O.$$

With (4.3.2.4) and (4.3.2.14c), we get

$$(4.3.2.15c) \quad \forall f \in A \setminus \{a,b\}: fa \notin O.$$

With (4.3.2.2) and (4.3.2.15c), we get

$$(4.3.2.16c) \quad \forall f \in A \setminus \{a\}: fa \notin O.$$

With (4.3.2.16c), we get (4.3.2.5). □

4.4. Reversal Symmetry

Reversal symmetry as a criterion for single-winner election methods has been proposed by Saari (1994). This criterion says that, when \succ_v is reversed for all $v \in V$, then also the result of the elections must be reversed; see (4.4.2). \mathcal{S}^{old} must not be a strict subset of \mathcal{S}^{new} ; \mathcal{S}^{new} must not be a strict subset of \mathcal{S}^{old} ; see (4.4.3). It should not be possible that the same alternatives are elected in the original situation and in the reversed situation, unless all alternatives are tied; see (4.4.4).

Basic idea of this criterion is that, when there is a vote on the best alternatives and then there is a vote on the worst alternatives and when in both cases the same alternatives are chosen, then this questions the logic of the underlying heuristic of the used election method.

Definition:

An election method satisfies *reversal symmetry* if the following holds:

Suppose:

$$(4.4.1) \quad \forall e, f \in A \quad \forall v \in V: e \succ_v^{\text{old}} f \Leftrightarrow f \succ_v^{\text{new}} e.$$

Then:

$$(4.4.2) \quad \forall a, b \in A: ab \in \mathcal{O}^{\text{old}} \Leftrightarrow ba \in \mathcal{O}^{\text{new}}.$$

$$(4.4.3) \quad (\exists i \in A: i \in \mathcal{S}^{\text{old}} \wedge i \notin \mathcal{S}^{\text{new}}) \Leftrightarrow (\exists j \in A: j \notin \mathcal{S}^{\text{old}} \wedge j \in \mathcal{S}^{\text{new}}).$$

$$(4.4.4) \quad \mathcal{S}^{\text{old}} = \mathcal{S}^{\text{new}} \Leftrightarrow \mathcal{S}^{\text{old}} = A.$$

Claim:

The Schulze method, as defined in section 2.2, satisfies reversal symmetry.

Proof:

With (4.4.1), we get

$$(4.4.5) \quad \forall e, f \in A: N^{\text{old}}[e, f] = N^{\text{new}}[f, e].$$

With (4.4.5), we get

$$(4.4.6) \quad \forall e, f \in A: (N^{\text{old}}[e, f], N^{\text{old}}[f, e]) \approx_D (N^{\text{new}}[f, e], N^{\text{new}}[e, f]).$$

With (4.4.6), we get: When $c(1), \dots, c(n) \in A$ was a path from alternative $g \in A$ to alternative $h \in A \setminus \{g\}$, then $c(n), \dots, c(1)$ is a path from alternative h to alternative g with the same strength. Therefore

$$(4.4.7) \quad \forall g, h \in A: P_D^{\text{old}}[g, h] \approx_D P_D^{\text{new}}[h, g].$$

With (4.4.7), we get (4.4.2).

Part 1:

Suppose $\exists i \in A: i \in S^{\text{old}}$ and $i \notin S^{\text{new}}$. With $i \notin S^{\text{new}}$ and (4.1.14), we get that there is a $j \in S^{\text{new}}$ with $ji \in O^{\text{new}}$. With (4.4.2), we get $ij \in O^{\text{old}}$ and, therefore, $j \notin S^{\text{old}}$. With $j \notin S^{\text{old}}$ and $j \in S^{\text{new}}$, we get the " \Rightarrow " direction of (4.4.3). The proof for the " \Leftarrow " direction of (4.4.3) is analogous.

Part 2:

Suppose $S^{\text{old}} = A$. Then we get $O^{\text{old}} = \emptyset$. Otherwise, if there was an $ij \in O^{\text{old}}$, we would immediately get $j \notin S^{\text{old}}$ and, therefore, $S^{\text{old}} \neq A$. With $O^{\text{old}} = \emptyset$ and (4.4.2), we get $O^{\text{new}} = \emptyset$ and, therefore, $S^{\text{new}} = A$. With $S^{\text{old}} = A$ and $S^{\text{new}} = A$, we get $S^{\text{old}} = S^{\text{new}}$.

Part 3:

Suppose $S^{\text{old}} \neq A$. Then there is a $j \notin S^{\text{old}}$. With (4.1.14), we get that there is an $i \in S^{\text{old}}$ with $ij \in O^{\text{old}}$. With (4.4.2), we get $ji \in O^{\text{new}}$ and, therefore, $i \notin S^{\text{new}}$. With $i \in S^{\text{old}}$ and $i \notin S^{\text{new}}$, we get $S^{\text{old}} \neq S^{\text{new}}$. With part 2 and part 3, we get (4.4.4). \square

4.5. Monotonicity

Monotonicity says that, when some voters rank alternative $a \in A$ higher [see (4.5.1) and (4.5.2)] without changing the order in which they rank the other alternatives relatively to each other [see (4.5.3)], then this must not hurt alternative a [see (4.5.4) – (4.5.6)]. Monotonicity is also known as *mono-raise* and *non-negative responsiveness*.

Definition:

An election method satisfies *monotonicity* if the following holds:

Suppose $a \in A$. Suppose the ballots are modified in such a manner that the following three statements are satisfied:

$$(4.5.1) \quad \forall f \in A \setminus \{a\} \forall v \in V: a \succ_v^{\text{old}} f \Rightarrow a \succ_v^{\text{new}} f.$$

$$(4.5.2) \quad \forall f \in A \setminus \{a\} \forall v \in V: a \approx_v^{\text{old}} f \Rightarrow a \approx_v^{\text{new}} f.$$

$$(4.5.3) \quad \forall e, f \in A \setminus \{a\} \forall v \in V: e \succ_v^{\text{old}} f \Leftrightarrow e \succ_v^{\text{new}} f.$$

Then:

$$(4.5.4) \quad \forall b \in A \setminus \{a\}: ab \in O^{\text{old}} \Rightarrow ab \in O^{\text{new}}.$$

$$(4.5.5) \quad \forall b \in A \setminus \{a\}: ba \notin O^{\text{old}} \Rightarrow ba \notin O^{\text{new}}.$$

$$(4.5.6) \quad a \in S^{\text{old}} \Rightarrow a \in S^{\text{new}} \subseteq S^{\text{old}}.$$

Claim:

If \succ_D satisfies (2.1.1), then the Schulze method, as defined in section 2.2, satisfies monotonicity.

Proof:

Part 1:

With (4.5.1), we get

$$(4.5.7) \quad \forall f \in A \setminus \{a\}: N^{\text{old}}[a, f] \leq N^{\text{new}}[a, f].$$

With (4.5.2), we get

$$(4.5.8) \quad \forall f \in A \setminus \{a\}: N^{\text{old}}[f, a] \geq N^{\text{new}}[f, a].$$

With (4.5.3), we get

$$(4.5.9) \quad \forall e, f \in A \setminus \{a\}: N^{\text{old}}[e, f] = N^{\text{new}}[e, f].$$

With (2.1.1), (4.5.7), and (4.5.8), we get

$$(4.5.10) \quad \forall f \in A \setminus \{a\}: (N^{\text{old}}[a, f], N^{\text{old}}[f, a]) \preceq_D (N^{\text{new}}[a, f], N^{\text{new}}[f, a]).$$

With (2.1.1), (4.5.7), and (4.5.8), we get

$$(4.5.11) \quad \forall f \in A \setminus \{a\}: (N^{\text{old}}[f,a], N^{\text{old}}[a,f]) \approx_D (N^{\text{new}}[f,a], N^{\text{new}}[a,f]).$$

With (4.5.9), we get

$$(4.5.12) \quad \forall e, f \in A \setminus \{a\}: (N^{\text{old}}[e,f], N^{\text{old}}[f,e]) \approx_D (N^{\text{new}}[e,f], N^{\text{new}}[f,e]).$$

Suppose $c(1), \dots, c(n) \in A$ was the strongest path from alternative a to alternative $b \in A \setminus \{a\}$. Then with (4.5.10) and (4.5.12), we get: $c(1), \dots, c(n)$ is a path from alternative a to alternative b with at least the same strength. Therefore

$$(4.5.13) \quad \forall b \in A \setminus \{a\}: P_D^{\text{new}}[a,b] \approx_D P_D^{\text{old}}[a,b].$$

Suppose $c(1), \dots, c(n) \in A$ is the strongest path from alternative $b \in A \setminus \{a\}$ to alternative a . Then with (4.5.11) and (4.5.12), we get: $c(1), \dots, c(n)$ was a path from alternative b to alternative a with at least the same strength. Therefore

$$(4.5.14) \quad \forall b \in A \setminus \{a\}: P_D^{\text{old}}[b,a] \approx_D P_D^{\text{new}}[b,a].$$

With (4.5.13) and (4.5.14), we get (4.5.4) and (4.5.5).

Part 2:

It remains to prove (4.5.6). Suppose $a \in \mathcal{S}^{\text{old}}$. Then “ $a \in \mathcal{S}^{\text{new}}$ ” follows directly from (4.5.5). To prove “ $\mathcal{S}^{\text{new}} \subseteq \mathcal{S}^{\text{old}}$ ”, we have to prove: $h \notin \mathcal{S}^{\text{old}} \Rightarrow h \notin \mathcal{S}^{\text{new}}$.

As $a \in \mathcal{S}^{\text{old}}$, we get

$$(4.5.15) \quad \forall b \in A \setminus \{a\}: P_D^{\text{old}}[a,b] \approx_D P_D^{\text{old}}[b,a].$$

Suppose $h \notin \mathcal{S}^{\text{old}}$. Then, according to (4.1.14), there must have been an alternative $g \in \mathcal{S}^{\text{old}}$ with

$$(4.5.16) \quad P_D^{\text{old}}[g,h] \succ_D P_D^{\text{old}}[h,g].$$

With (4.5.10) – (4.5.12) and (4.5.16), we get: $P_D^{\text{new}}[g,h] \succ_D P_D^{\text{new}}[h,g]$, unless at least one of the following two cases occurred.

Case 1: xa was a weakest link in the strongest path from alternative g to alternative h .

Case 2: ay was the weakest link in the strongest path from alternative h to alternative g .

With (4.5.15), we get: $P_D^{\text{old}}[a,h] \approx_D P_D^{\text{old}}[h,a]$. For $P_D^{\text{old}}[a,h] \succ_D P_D^{\text{old}}[h,a]$, we would, with (4.5.4), immediately get $P_D^{\text{new}}[a,h] \succ_D P_D^{\text{new}}[h,a]$, so that alternative h is still not a potential winner. Therefore, without loss of generality, we can presume $g \in \mathcal{S}^{\text{old}} \setminus \{a\}$ and

$$(4.5.17) \quad P_D^{\text{old}}[a,h] \approx_D P_D^{\text{old}}[h,a].$$

With $a \in \mathcal{S}^{\text{old}}$ and $g \in \mathcal{S}^{\text{old}} \setminus \{a\}$, we get

$$(4.5.18) \quad P_D^{\text{old}}[a, g] \approx_D P_D^{\text{old}}[g, a].$$

With (2.2.5), we get

$$(4.5.19) \quad \min_D \{ P_D^{\text{old}}[g, h], P_D^{\text{old}}[h, a] \} \lesssim_D P_D^{\text{old}}[g, a].$$

$$(4.5.20) \quad \min_D \{ P_D^{\text{old}}[h, a], P_D^{\text{old}}[a, g] \} \lesssim_D P_D^{\text{old}}[h, g].$$

Case 1: Suppose xa was a weakest link in the strongest path from alternative g to alternative h . Then

$$(4.5.21a) \quad P_D^{\text{old}}[g, h] \approx_D P_D^{\text{old}}[g, a] \text{ and}$$

$$(4.5.22a) \quad P_D^{\text{old}}[a, h] \gtrsim_D P_D^{\text{old}}[g, h].$$

Now (4.5.18), (4.5.21a), and (4.5.16) give

$$(4.5.23a) \quad P_D^{\text{old}}[a, g] \approx_D P_D^{\text{old}}[g, a] \approx_D P_D^{\text{old}}[g, h] >_D P_D^{\text{old}}[h, g],$$

while (4.5.17), (4.5.22a), and (4.5.16) give

$$(4.5.24a) \quad P_D^{\text{old}}[h, a] \approx_D P_D^{\text{old}}[a, h] \gtrsim_D P_D^{\text{old}}[g, h] >_D P_D^{\text{old}}[h, g].$$

But (4.5.23a) and (4.5.24a) together contradict (4.5.20).

Case 2: Suppose ay was the weakest link in the strongest path from alternative h to alternative g . Then

$$(4.5.21b) \quad P_D^{\text{old}}[h, g] \approx_D P_D^{\text{old}}[a, g] \text{ and}$$

$$(4.5.22b) \quad P_D^{\text{old}}[h, a] >_D P_D^{\text{old}}[h, g].$$

Now (4.5.22b), (4.5.21b), and (4.5.18) give

$$(4.5.23b) \quad P_D^{\text{old}}[h, a] >_D P_D^{\text{old}}[h, g] \approx_D P_D^{\text{old}}[a, g] \approx_D P_D^{\text{old}}[g, a],$$

while (4.5.16), (4.5.21b), and (4.5.18) give

$$(4.5.24b) \quad P_D^{\text{old}}[g, h] >_D P_D^{\text{old}}[h, g] \approx_D P_D^{\text{old}}[a, g] \approx_D P_D^{\text{old}}[g, a].$$

But (4.5.23b) and (4.5.24b) together contradict (4.5.19).

We have proven that neither case 1 nor case 2 is possible. Therefore

$$(4.5.25) \quad P_D^{\text{new}}[g, h] >_D P_D^{\text{new}}[h, g].$$

With (4.5.25), we get: $h \notin \mathcal{S}^{\text{new}}$. □

4.6. Independence of Clones

Independence of clones as a criterion for single-winner election methods has been proposed by Tideman (1987). This criterion says that running a large number of similar alternatives, so-called *clones*, must not have any impact on the result of the elections.

The precise definition for a *set of clones* stipulates that every voter ranks all the alternatives of this set in a consecutive manner; see (4.6.1) and (4.6.2). Replacing an alternative $d \in A^{\text{old}}$ by a set of clones K should not change the winner; see (4.6.7) and (4.6.8).

This criterion is very desirable especially for referendums because, while it might be difficult to find several candidates who are simultaneously sufficiently popular to campaign with them and sufficiently similar to misuse them for this strategy, it is usually very simple to formulate a large number of almost identical proposals. For example: In 1969, when the Canadian city that is now known as *Thunder Bay* was amalgamating, there was some controversy over what the name should be. In opinion polls, a majority of the voters preferred the name *The Lakehead* to the name *Thunder Bay*. But when the polls opened, there were three names on the referendum ballot: *Thunder Bay*, *Lakehead*, and *The Lakehead*. As the ballots were counted using *plurality voting*, it was not a surprise when *Thunder Bay* won. The votes were as follows: *Thunder Bay* 15870, *Lakehead* 15302, *The Lakehead* 8377 (Cretney, 2000).

Definition:

An election method is *independent of clones* if the following holds:

Suppose $d \in A^{\text{old}}$. Suppose $A^{\text{new}} := (A^{\text{old}} \cup K) \setminus \{d\}$.

Suppose alternative d is replaced by the set of alternatives K in such a manner that the following three statements are satisfied:

$$(4.6.1) \quad \forall e \in A^{\text{old}} \setminus \{d\} \forall g \in K \forall v \in V: e >_v^{\text{old}} d \Leftrightarrow e >_v^{\text{new}} g.$$

$$(4.6.2) \quad \forall f \in A^{\text{old}} \setminus \{d\} \forall g \in K \forall v \in V: d >_v^{\text{old}} f \Leftrightarrow g >_v^{\text{new}} f.$$

$$(4.6.3) \quad \forall e, f \in A^{\text{old}} \setminus \{d\} \forall v \in V: e >_v^{\text{old}} f \Leftrightarrow e >_v^{\text{new}} f.$$

Then the following statements are satisfied:

$$(4.6.4) \quad \forall a \in A^{\text{old}} \setminus \{d\} \forall g \in K: ad \in O^{\text{old}} \Leftrightarrow ag \in O^{\text{new}}.$$

$$(4.6.5) \quad \forall b \in A^{\text{old}} \setminus \{d\} \forall g \in K: db \in O^{\text{old}} \Leftrightarrow gb \in O^{\text{new}}.$$

$$(4.6.6) \quad \forall a, b \in A^{\text{old}} \setminus \{d\}: ab \in O^{\text{old}} \Leftrightarrow ab \in O^{\text{new}}.$$

$$(4.6.7) \quad d \in S^{\text{old}} \Leftrightarrow S^{\text{new}} \cap K \neq \emptyset.$$

$$(4.6.8) \quad \forall a \in A^{\text{old}} \setminus \{d\}: a \in S^{\text{old}} \Leftrightarrow a \in S^{\text{new}}.$$

Claim:

The Schulze method, as defined in section 2.2, is independent of clones.

Proof:

With (4.6.1), we get

$$(4.6.9) \quad \forall e \in A^{\text{old}} \setminus \{d\} \forall g \in K: N^{\text{old}}[e,d] = N^{\text{new}}[e,g].$$

With (4.6.2), we get

$$(4.6.10) \quad \forall f \in A^{\text{old}} \setminus \{d\} \forall g \in K: N^{\text{old}}[d,f] = N^{\text{new}}[g,f].$$

With (4.6.3), we get

$$(4.6.11) \quad \forall e,f \in A^{\text{old}} \setminus \{d\}: N^{\text{old}}[e,f] = N^{\text{new}}[e,f].$$

With (4.6.9) and (4.6.10), we get

$$(4.6.12) \quad \forall e \in A^{\text{old}} \setminus \{d\} \forall g \in K: (N^{\text{old}}[e,d], N^{\text{old}}[d,e]) \approx_D (N^{\text{new}}[e,g], N^{\text{new}}[g,e]).$$

With (4.6.9) and (4.6.10), we get

$$(4.6.13) \quad \forall f \in A^{\text{old}} \setminus \{d\} \forall g \in K: (N^{\text{old}}[d,f], N^{\text{old}}[f,d]) \approx_D (N^{\text{new}}[g,f], N^{\text{new}}[f,g]).$$

With (4.6.11), we get

$$(4.6.14) \quad \forall e,f \in A^{\text{old}} \setminus \{d\}: (N^{\text{old}}[e,f], N^{\text{old}}[f,e]) \approx_D (N^{\text{new}}[e,f], N^{\text{new}}[f,e]).$$

Suppose $c(1), \dots, c(n) \in A^{\text{old}}$ was the strongest path from alternative $a \in A^{\text{old}} \setminus \{d\}$ to alternative d . Then with (4.6.12) and (4.6.14), we get: $c(1), \dots, c(n-1), g$ is a path from alternative a to alternative $g \in K$ with the same strength. Therefore

$$(4.6.15) \quad \forall a \in A^{\text{old}} \setminus \{d\} \forall g \in K: P_D^{\text{new}}[a,g] \approx_D P_D^{\text{old}}[a,d].$$

Suppose $c(1), \dots, c(n) \in A^{\text{new}}$ is the strongest path from alternative $a \in A^{\text{new}} \setminus K$ to alternative $g \in K$. Then with (4.6.12) and (4.6.14), we get: $c(1), \dots, c(m-1), d$, where $c(m)$ is the first occurrence of an alternative of the set K , was a path from alternative a to alternative d with at least the same strength. Therefore

$$(4.6.16) \quad \forall a \in A^{\text{new}} \setminus K \forall g \in K: P_D^{\text{old}}[a,d] \approx_D P_D^{\text{new}}[a,g].$$

Suppose $c(1), \dots, c(n) \in A^{\text{old}}$ was the strongest path from alternative d to alternative $b \in A^{\text{old}} \setminus \{d\}$. Then with (4.6.13) and (4.6.14), we get: $g, c(2), \dots, c(n)$ is a path from alternative $g \in K$ to alternative b with the same strength. Therefore

$$(4.6.17) \quad \forall b \in A^{\text{old}} \setminus \{d\} \forall g \in K: P_D^{\text{new}}[g,b] \approx_D P_D^{\text{old}}[d,b].$$

Suppose $c(1), \dots, c(n) \in A^{\text{new}}$ is the strongest path from alternative $g \in K$ to alternative $b \in A^{\text{new}} \setminus K$. Then with (4.6.13) and (4.6.14), we get: $d, c(m+1), \dots, c(n)$, where $c(m)$ is the last occurrence of an alternative of the set K , was a path from alternative d to alternative b with at least the same strength. Therefore

$$(4.6.18) \quad \forall b \in A^{\text{new}} \setminus K \forall g \in K: P_D^{\text{old}}[d,b] \approx_D P_D^{\text{new}}[g,b].$$

(α) Suppose the strongest path $c(1), \dots, c(n) \in A^{\text{old}}$ from alternative $a \in A^{\text{old}} \setminus \{d\}$ to alternative $b \in A^{\text{old}} \setminus \{a, d\}$ did not contain alternative d . Then with (4.6.14), we get: $c(1), \dots, c(n)$ is still a path from alternative a to alternative b with the same strength. Therefore: $P_D^{\text{new}}[a, b] \approx_D P_D^{\text{old}}[a, b]$.

(β) Suppose the strongest path $c(1), \dots, c(n) \in A^{\text{old}}$ from alternative $a \in A^{\text{old}} \setminus \{d\}$ to alternative $b \in A^{\text{old}} \setminus \{a, d\}$ contained alternative d . Then with (4.6.12), (4.6.13), and (4.6.14), we get: $c(1), \dots, c(n)$, with alternative d replaced by an arbitrarily chosen alternative $g \in K$, is still a path from alternative a to alternative b with the same strength. Therefore: $P_D^{\text{new}}[a, b] \approx_D P_D^{\text{old}}[a, b]$.

With (α) and (β), we get

$$(4.6.19) \quad \forall a, b \in A^{\text{old}} \setminus \{d\}: P_D^{\text{new}}[a, b] \approx_D P_D^{\text{old}}[a, b].$$

(γ) Suppose the strongest path $c(1), \dots, c(n) \in A^{\text{new}}$ from alternative $a \in A^{\text{new}} \setminus K$ to alternative $b \in A^{\text{new}} \setminus (K \cup \{a\})$ does not contain alternatives of the set K . Then with (4.6.14), we get: $c(1), \dots, c(n)$ was a path from alternative a to alternative b with the same strength. Therefore: $P_D^{\text{old}}[a, b] \approx_D P_D^{\text{new}}[a, b]$.

(δ) Suppose the strongest path $c(1), \dots, c(n) \in A^{\text{new}}$ from alternative $a \in A^{\text{new}} \setminus K$ to alternative $b \in A^{\text{new}} \setminus (K \cup \{a\})$ contains some alternatives of the set K . Then with (4.6.12), (4.6.13), and (4.6.14), we get: $c(1), \dots, c(s-1), d, c(s+1), \dots, c(n)$, where $c(s)$ is the first occurrence of an alternative of the set K and $c(t)$ is the last occurrence of an alternative of the set K , was a path from alternative a to alternative b with at least the same strength. Therefore: $P_D^{\text{old}}[a, b] \approx_D P_D^{\text{new}}[a, b]$.

With (γ) and (δ), we get

$$(4.6.20) \quad \forall a, b \in A^{\text{new}} \setminus K: P_D^{\text{old}}[a, b] \approx_D P_D^{\text{new}}[a, b].$$

Combining (4.6.15) and (4.6.16) gives

$$(4.6.21) \quad \forall a \in A^{\text{old}} \setminus \{d\} \forall g \in K: P_D^{\text{old}}[a, d] \approx_D P_D^{\text{new}}[a, g].$$

Combining (4.6.17) and (4.6.18) gives

$$(4.6.22) \quad \forall b \in A^{\text{old}} \setminus \{d\} \forall g \in K: P_D^{\text{old}}[d, b] \approx_D P_D^{\text{new}}[g, b].$$

Combining (4.6.19) and (4.6.20) gives

$$(4.6.23) \quad \forall a, b \in A^{\text{old}} \setminus \{d\}: P_D^{\text{old}}[a, b] \approx_D P_D^{\text{new}}[a, b].$$

With (4.6.21) – (4.6.23), we get (4.6.4) – (4.6.6).

Part 1:

Suppose $d \in S^{\text{old}}$. Then

$$(4.6.24) \quad \forall a \in A^{\text{old}} \setminus \{d\}: ad \notin O^{\text{old}}.$$

With (4.6.4) and (4.6.24), we get

$$(4.6.25) \quad \forall a \in A^{\text{new}} \setminus K \forall g \in K: ag \notin O^{\text{new}}.$$

Since the binary relation O^{new} , as defined in (2.2.1), is asymmetric and transitive, there must be an alternative $k \in K$ with

$$(4.6.26) \quad \forall l \in K \setminus \{k\}: lk \notin O^{\text{new}}.$$

With (4.6.25) and (4.6.26), we get $k \in S^{\text{new}} \cap K$ and, therefore, $S^{\text{new}} \cap K \neq \emptyset$.

Part 2:

Suppose $d \notin S^{\text{old}}$. Then

$$(4.6.27) \quad \exists a \in A^{\text{old}} \setminus \{d\}: ad \in O^{\text{old}}.$$

With (4.6.4) and (4.6.27), we get

$$(4.6.28) \quad \exists a \in A^{\text{new}} \setminus K \forall g \in K: ag \in O^{\text{new}}.$$

With (4.6.28), we get: $S^{\text{new}} \cap K = \emptyset$.

With part 1 and part 2, we get (4.6.7).

Part 3:

Suppose $a \in A^{\text{old}} \setminus \{d\}$ and $a \in S^{\text{old}}$. Then

$$(4.6.29) \quad da \notin O^{\text{old}}.$$

$$(4.6.30) \quad \forall b \in A^{\text{old}} \setminus \{a, d\}: ba \notin O^{\text{old}}.$$

With (4.6.5) and (4.6.29), we get

$$(4.6.31) \quad \forall g \in K: ga \notin O^{\text{new}}.$$

With (4.6.6) and (4.6.30), we get

$$(4.6.32) \quad \forall b \in A^{\text{new}} \setminus (K \cup \{a\}): ba \notin O^{\text{new}}.$$

With (4.6.31) and (4.6.32), we get: $a \in S^{\text{new}}$.

Part 4:

Suppose $a \in A^{\text{old}} \setminus \{d\}$ and $a \notin S^{\text{old}}$. Then at least one of the following two statements must have been valid:

$$(4.6.33a) \quad da \in O^{\text{old}}.$$

$$(4.6.33b) \quad \exists b \in A^{\text{old}} \setminus \{a, d\}: ba \in O^{\text{old}}.$$

With (4.6.5), (4.6.6), and (4.6.33), we get that at least one of the following two statements must be valid:

$$(4.6.34a) \quad \forall g \in K: ga \in O^{\text{new}}.$$

$$(4.6.34b) \quad \exists b \in A^{\text{new}} \setminus (K \cup \{a\}): ba \in O^{\text{new}}.$$

With (4.6.34), we get: $a \notin S^{\text{new}}$.

With part 3 and part 4, we get (4.6.8). □

4.7. Smith Criterion, Condorcet Winners, Condorcet Losers

The *Smith set* is the smallest set $\emptyset \neq B \subseteq A$ with

$$(4.7.1) \quad \forall a \in B \forall b \notin B: N[a,b] > N[b,a].$$

The *Smith criterion* and *Smith-IIA* (where IIA means "independence of irrelevant alternatives") say that *weak* alternatives should have no impact on the result of the elections.

Suppose:

$$(4.7.2) \quad \emptyset \neq B_1 \subsetneq A, \emptyset \neq B_2 \subsetneq A, B_1 \cup B_2 = A, B_1 \cap B_2 = \emptyset.$$

$$(4.7.3) \quad \forall a \in B_1 \forall b \in B_2: N[a,b] > N[b,a].$$

Then a *weak* alternative in the Smith paradigm is an alternative $b \in B_2$. Adding or removing a weak alternative $b \in B_2$ should have no impact on the set S of potential winners.

Definition:

An election method satisfies the *Smith criterion* if the following holds:

Suppose (4.7.2) and (4.7.3). Then:

$$(4.7.4) \quad \forall a \in B_1 \forall b \in B_2: ab \in O.$$

$$(4.7.5) \quad \emptyset \neq S \subseteq B_1.$$

Remark:

If B_1 consists of only one alternative $a \in A$, then this alternative is the so-called *Condorcet winner* and the Smith criterion becomes the so-called *Condorcet criterion* (Condorcet, 1785). In short:

$$(4.7.6) \quad \text{Alternative } a \in A \text{ is a } \textit{Condorcet winner} : \Leftrightarrow N[a,b] > N[b,a] \text{ for all } b \in A \setminus \{a\}.$$

$$(4.7.7) \quad \text{An election method satisfies the } \textit{Condorcet criterion} \text{ if the following holds:}$$

$$(i) \quad \text{Alternative } a \in A \text{ is a Condorcet winner.} \Rightarrow S = \{a\}.$$

$$(ii) \quad \text{Alternative } a \in A \text{ is a Condorcet winner.} \\ \Rightarrow \forall b \in A \setminus \{a\}: ab \in O.$$

If B_2 consists of only one alternative $b \in A$, then this alternative is the so-called *Condorcet loser* and the Smith criterion becomes the so-called *Condorcet loser criterion*. In short:

$$(4.7.8) \quad \text{Alternative } b \in A \text{ is a Condorcet loser : } \Leftrightarrow N[a,b] > N[b,a] \text{ for all } a \in A \setminus \{b\}.$$

(4.7.9) An election method satisfies the *Condorcet loser criterion* if the following holds:

- (i) Alternative $b \in A$ is a Condorcet loser. $\Rightarrow b \notin S$.
- (ii) Alternative $b \in A$ is a Condorcet loser.
 $\Rightarrow \forall a \in A \setminus \{b\}: ab \in O$.

Claim:

If $>_D$ satisfies (2.1.5), then the Schulze method, as defined in section 2.2, satisfies the Smith criterion.

Proof:

The proof is trivial. Presumption (2.1.5) guarantees that any pairwise victory is stronger than any pairwise defeat. If $a \in B_1$ and $b \in B_2$, then already the link ab is a path from alternative a to alternative b that consists only of a pairwise victory. On the other side, (4.7.3) says that there cannot be a path from alternative b to alternative a that contains no pairwise defeat. So already the link ab is stronger than any path from alternative b to alternative a . \square

Definition:

An election method satisfies *Smith-IIA* if the following holds:

Suppose (4.7.2) and (4.7.3). Then:

(4.7.10) If $d \in B_2$ is removed, then

$$(a) \quad \forall e, f \in B_1: ef \in O^{\text{old}} \Leftrightarrow ef \in O^{\text{new}}.$$

$$(b) \quad S^{\text{old}} = S^{\text{new}}.$$

(4.7.11) If $d \in B_1$ is removed, then

$$\forall e, f \in B_2: ef \in O^{\text{old}} \Leftrightarrow ef \in O^{\text{new}}.$$

Claim:

If $>_D$ satisfies (2.1.5), then the Schulze method, as defined in section 2.2, satisfies Smith-IIA.

Proof:

We will prove (4.7.10)(a). The proof for (4.7.11) is analogous.

(4.7.10)(b) follows directly from (4.7.5) and (4.7.10)(a).

Part 1: Suppose $e, f \in B_1$. Suppose $ef \in O^{\text{old}}$. Then

$$(4.7.12) \quad P_D^{\text{old}}[e, f] >_D P_D^{\text{old}}[f, e].$$

With (2.2.3), we get

$$(4.7.13) \quad P_D^{\text{old}}[e, f] \approx_D (N[e, f], N[f, e]).$$

With (4.7.12) and (2.2.3), we get

$$(4.7.14) \quad P_D^{\text{old}}[e, f] >_D P_D^{\text{old}}[f, e] \approx_D (N[f, e], N[e, f]).$$

With (4.7.13) and (4.7.14), we get

$$(4.7.15) \quad P_D^{\text{old}}[e, f] \approx_D \max_D \{ (N[e, f], N[f, e]), (N[f, e], N[e, f]) \}.$$

With (4.7.3), we get: Any path from alternative $e \in B_1$ to alternative $f \in B_1$ that contained alternative $d \in B_2$ necessarily contained a pairwise defeat.

As it is not possible that the link ef is a pairwise defeat and that simultaneously the link fe is a pairwise defeat, $\max_D \{ (N[e, f], N[f, e]), (N[f, e], N[e, f]) \}$ is stronger than any pairwise defeat [because of (2.1.5)]. Therefore, with (4.7.3) and (4.7.15), we get: The strongest path from alternative $e \in B_1$ to alternative $f \in B_1$ did not contain alternative $d \in B_2$. Therefore

$$(4.7.16) \quad P_D^{\text{new}}[e, f] \approx_D P_D^{\text{old}}[e, f].$$

As the elimination of alternative $d \in B_2$ only removes paths, we get

$$(4.7.17) \quad P_D^{\text{new}}[f, e] \approx_D P_D^{\text{old}}[f, e].$$

With (4.7.16), (4.7.12), and (4.7.17), we get

$$(4.7.18) \quad P_D^{\text{new}}[e, f] \approx_D P_D^{\text{old}}[e, f] >_D P_D^{\text{old}}[f, e] \approx_D P_D^{\text{new}}[f, e].$$

With (4.7.18), we get: $ef \in O^{\text{new}}$.

Part 2: The proof for “ $P_D^{\text{old}}[f, e] >_D P_D^{\text{old}}[e, f]$ ” is analogous.

Part 3: When we have $P_D^{\text{old}}[e,f] \approx_D P_D^{\text{old}}[f,e]$ then, with the same argumentation as in Part 1, we get

$$(4.7.19) \quad P_D^{\text{old}}[e,f] \approx_D \max_D \{ (N[e,f], N[f,e]), (N[f,e], N[e,f]) \}.$$

$$(4.7.20) \quad P_D^{\text{old}}[f,e] \approx_D \max_D \{ (N[e,f], N[f,e]), (N[f,e], N[e,f]) \}.$$

So with the same argumentation as in Part 1, we can show that neither the strongest path from alternative $e \in B_1$ to alternative $f \in B_1$ nor the strongest path from alternative $f \in B_1$ to alternative $e \in B_1$ did contain alternative $d \in B_2$. \square

The *majority criterion for solid coalitions* says that, when a majority of the voters strictly prefers every alternative of a given set of alternatives to every alternative outside this set of alternatives, then the winner must be chosen from this set. In short, an election method satisfies the *majority criterion for solid coalitions* if the following holds:

$$\begin{array}{ll} \text{Suppose} & (4.7.2). \\ \text{Suppose} & \left\| \{ v \in V \mid \forall a \in B_1 \forall b \in B_2: a >_v b \} \right\| > N/2. \\ \text{Then} & S \subseteq B_1. \end{array}$$

If B_1 consists of only one alternative $a \in A$, then this is the so-called *majority criterion*. If B_2 consists of only one alternative $b \in A$, then this is the so-called *majority loser criterion*.

Participation says that adding a list W of ballots, on which every alternative of a given set of alternatives is strictly preferred to every alternative outside this set, must not hurt the alternatives of this set. In short, an election method satisfies *participation* if the following holds:

$$\begin{array}{ll} \text{Suppose} & (4.7.2). \\ \text{Suppose} & \forall a \in B_1 \forall b \in B_2 \forall w \in W: a >_w b. \\ \text{Suppose} & V^{\text{new}} := V^{\text{old}} + W. \\ \text{Then} & (4.7.21) \quad \forall e \in B_1 \forall f \in B_2: ef \in O^{\text{old}} \Rightarrow ef \in O^{\text{new}}. \\ & (4.7.22) \quad \forall e \in B_1 \forall f \in B_2: fe \notin O^{\text{old}} \Rightarrow fe \notin O^{\text{new}}. \\ & (4.7.23) \quad S^{\text{old}} \cap B_1 \neq \emptyset \Rightarrow S^{\text{new}} \cap B_1 \neq \emptyset. \\ & (4.7.24) \quad S^{\text{old}} \cap B_2 = \emptyset \Rightarrow S^{\text{new}} \cap B_2 = \emptyset. \end{array}$$

The Smith criterion implies the majority criterion for solid coalitions, the Condorcet criterion, and the Condorcet loser criterion. The majority criterion for solid coalitions implies the majority criterion and the majority loser criterion. The Condorcet criterion implies the majority criterion. The Condorcet loser criterion implies the majority loser criterion. Unfortunately, the Condorcet criterion is incompatible with the participation criterion (Moulin, 1988). Example 7 shows a drastic violation of the participation criterion.

4.8. MinMax Set

For all $\emptyset \neq B \subsetneq A$, we define

$$(4.8.1) \quad \Gamma_D(B) := \max_D \{ (N[x,y], N[y,x]) \mid x \notin B, y \in B \}.$$

Furthermore, we define

$$(4.8.2) \quad \beta_D := \min_D \{ \Gamma_D(B) \mid \emptyset \neq B \subsetneq A \}.$$

$$(4.8.3) \quad \mathfrak{B}_D := \bigcup \{ \emptyset \neq B \subsetneq A \mid \Gamma_D(B) \approx_D \beta_D \}.$$

\mathfrak{B}_D is the *MinMax set*. \mathfrak{B}_D has the following properties:

1. $\mathfrak{B}_D \neq \emptyset$.
2. If \mathfrak{B}_D consists of only one alternative $a \in A$, then alternative a is the unique Simpson-Kramer winner (i.e. that alternative $a \in A$ with minimum $\max_D \{ (N[b,a], N[a,b]) \mid b \in A \setminus \{a\} \}$).
3. If $d \in \mathfrak{B}_D$ is replaced by a set of alternatives K as described in (4.6.1) – (4.6.3), then $\mathfrak{B}_D^{\text{new}} = (\mathfrak{B}_D \cup K) \setminus \{d\}$.
4. If $d \notin \mathfrak{B}_D$ is replaced by a set of alternatives K as described in (4.6.1) – (4.6.3), then $\mathfrak{B}_D^{\text{new}} = \mathfrak{B}_D$.

So, in some sense, the MinMax set \mathfrak{B}_D is a clone-proof generalization of the Simpson-Kramer winner.

When we want primarily that the used election method is independent of clones and secondarily that the strongest link ef , that is overruled when determining the winner, is minimized, then we have to demand that the winner is always chosen from the MinMax set \mathfrak{B}_D .

Claim:

The Schulze method, as defined in section 2.2, has the following properties:

$$(4.8.4) \quad \forall a \in \mathfrak{B}_D \forall b \notin \mathfrak{B}_D: ab \in O.$$

$$(4.8.5) \quad S \subseteq \mathfrak{B}_D.$$

Proof:

Suppose $a \in \mathfrak{B}_D$. Then we get

$$(4.8.6) \quad \exists \emptyset \neq B \subsetneq A: \Gamma_D(B) \approx_D \beta_D \text{ and } a \in B.$$

Suppose $b \notin \mathfrak{B}_D$. Then we get

$$(4.8.7) \quad \gamma_D := \min_D \{ \Gamma_D(B) \mid \emptyset \neq B \subsetneq A \text{ and } b \in B \} \succ_D \beta_D.$$

We will prove the following claims:

Claim #1: $P_D[b, a] \lesssim_D \beta_D$.

Claim #2: $P_D[a, b] \gtrsim_D \gamma_D$.

With claim #1, claim #2, and (4.8.7), we get

$$(4.8.8) \quad P_D[a, b] \gtrsim_D \gamma_D \succ_D \beta_D \gtrsim_D P_D[b, a].$$

With (4.8.8), we get (4.8.4). With (4.8.4), we get (4.8.5).

Proof of claim #1:

With (4.8.6) and (4.8.7), we get

$$(4.8.9) \quad \exists \emptyset \neq B \subsetneq A: \Gamma_D(B) \approx_D \beta_D \text{ and } a \in B \text{ and } b \notin B.$$

Suppose $c(1), \dots, c(n) \in A$ is the strongest path from alternative b to alternative a . Suppose $c(i)$ is the last alternative with $c(i) \notin B$. Then we get $(N[c(i), c(i+1)], N[c(i+1), c(i)]) \lesssim_D \beta_D$. Therefore, we get

$$(4.8.10) \quad P_D[b, a] \lesssim_D \beta_D.$$

Proof of claim #2:

We can construct a path from alternative a to alternative b with a strength of at least γ_D as follows:

- (1) We start with $E_1 := \{a\}$ and $i := 1$. Trivially, we get $b \notin E_1$ and $P_D[a, h] \gtrsim_D \gamma_D$ for all $h \in E_1 \setminus \{a\}$.
- (2) At each stage, we consider the set $B_i := A \setminus E_i$.

With $b \in B_i$ and with (4.8.7), we get

$$(4.8.11) \quad \Gamma_D(B_i) \approx_D \max_D \{ (N[y, x], N[x, y]) \mid y \notin B_i, x \in B_i \} \gtrsim_D \gamma_D.$$

We choose $f \in E_i$ and $g \in B_i$ with

$$(4.8.12) \quad (N[f, g], N[g, f]) \approx_D \max_D \{ (N[y, x], N[x, y]) \mid y \notin B_i, x \in B_i \} \gtrsim_D \gamma_D.$$

We define $E_{i+1} := E_i \cup \{g\}$.

With $f \in E_i$, with $P_D[a, h] \gtrsim_D \gamma_D$ for all $h \in E_i \setminus \{a\}$, with $(N[f, g], N[g, f]) \gtrsim_D \gamma_D$, and with $E_{i+1} := E_i \cup \{g\}$, we get

$$(4.8.13) \quad P_D[a, h] \gtrsim_D \gamma_D \text{ for all } h \in E_{i+1} \setminus \{a\}.$$

- (3) We repeat stage 2 with $i \rightarrow i+1$, until $g \equiv b$.

Therefore, we get

$$(4.8.14) \quad P_D[a, b] \gtrsim_D \gamma_D. \quad \square$$

Example 8 (section 3.8) shows that IPDA and the desideratum, that the winner is always chosen from the MinMax set \mathfrak{B}_D , are incompatible. In example 8(old), we get $\mathfrak{B}_D^{\text{old}} = \{a, c, d\}$. In example 8(new), we get $\mathfrak{B}_D^{\text{new}} = \{b\}$. Therefore, $\mathfrak{B}_D^{\text{old}} \cap \mathfrak{B}_D^{\text{new}} = \emptyset$. Thus, the desideratum, that the winner is always chosen from the MinMax set \mathfrak{B}_D , implies that the winner is changed.

Actually, the Schulze method can be described completely with the desideratum to find a binary relation O on A that, primarily, is independent of clones (as defined in section 4.6) and that, secondarily, tries to rank the alternatives according to their worst defeats.

For all $a, b \in A$, we define

$$(4.8.15) \quad \gamma_D[a, b] := \min_D \{ \Gamma_D(B) \mid \emptyset \neq B \subsetneq A \text{ and } a \notin B \text{ and } b \in B \}.$$

$$(4.8.16) \quad ab \in O : \Leftrightarrow \gamma_D[a, b] >_D \gamma_D[b, a].$$

To prove that (4.8.16) is identical to (2.2.1), we have to prove $\gamma_D[a, b] = P_D[a, b]$. This proof is identical to the proof for (4.8.4).

Example 1

With $\Gamma_D(B) := \max_D \{ (N[x,y], N[y,x]) \mid x \notin B, y \in B \}$,
we get in example 1 (section 3.1):

$$\begin{aligned} \Gamma_D(\{a\}) &= (N[b,a], N[a,b]) = (13, 8). \\ \Gamma_D(\{b\}) &= (N[d,b], N[b,d]) = (19, 2). \\ \Gamma_D(\{c\}) &= (N[a,c], N[c,a]) = (14, 7). \\ \Gamma_D(\{d\}) &= (N[c,d], N[d,c]) = (12, 9). \\ \Gamma_D(\{a,b\}) &= (N[d,b], N[b,d]) = (19, 2). \\ \Gamma_D(\{a,c\}) &= (N[b,a], N[a,b]) = (13, 8). \\ \Gamma_D(\{a,d\}) &= (N[b,a], N[a,b]) = (13, 8). \\ \Gamma_D(\{b,c\}) &= (N[d,b], N[b,d]) = (19, 2). \\ \Gamma_D(\{b,d\}) &= (N[c,b], N[b,c]) = (15, 6). \\ \Gamma_D(\{c,d\}) &= (N[a,c], N[c,a]) = (14, 7). \\ \Gamma_D(\{a,b,c\}) &= (N[d,b], N[b,d]) = (19, 2). \\ \Gamma_D(\{a,b,d\}) &= (N[c,b], N[b,c]) = (15, 6). \\ \Gamma_D(\{a,c,d\}) &= (N[b,a], N[a,b]) = (13, 8). \\ \Gamma_D(\{b,c,d\}) &= (N[a,c], N[c,a]) = (14, 7). \end{aligned}$$

With $\beta_D := \min_D \{ \Gamma_D(B) \mid \emptyset \neq B \subsetneq A \}$, we get: $\beta_D = (12, 9)$.

With $\mathfrak{B}_D := \bigcup \{ \emptyset \neq B \subsetneq A \mid \Gamma_D(B) \approx_D \beta_D \}$, we get $\mathfrak{B}_D = \{d\}$.

So with (4.8.5), we get $\mathcal{S} = \{d\}$.

With $\gamma_D[x,y] := \min_D \{ \Gamma_D(B) \mid \emptyset \neq B \subsetneq A \text{ and } x \notin B \text{ and } y \in B \}$, we get:

$$\begin{aligned} \gamma_D[a,b] &= \Gamma_D(\{b,c,d\}) = (14, 7). \\ \gamma_D[a,c] &= \Gamma_D(\{c\}) = \Gamma_D(\{c,d\}) = \Gamma_D(\{b,c,d\}) = (14, 7). \\ \gamma_D[a,d] &= \Gamma_D(\{d\}) = (12, 9). \\ \gamma_D[b,a] &= \Gamma_D(\{a\}) = \Gamma_D(\{a,c\}) = \Gamma_D(\{a,d\}) = \Gamma_D(\{a,c,d\}) = (13, 8). \\ \gamma_D[b,c] &= \Gamma_D(\{a,c\}) = \Gamma_D(\{a,c,d\}) = (13, 8). \\ \gamma_D[b,d] &= \Gamma_D(\{d\}) = (12, 9). \\ \gamma_D[c,a] &= \Gamma_D(\{a\}) = \Gamma_D(\{a,d\}) = (13, 8). \\ \gamma_D[c,b] &= \Gamma_D(\{b,d\}) = \Gamma_D(\{a,b,d\}) = (15, 6). \\ \gamma_D[c,d] &= \Gamma_D(\{d\}) = (12, 9). \\ \gamma_D[d,a] &= \Gamma_D(\{a\}) = \Gamma_D(\{a,c\}) = (13, 8). \\ \gamma_D[d,b] &= \Gamma_D(\{b\}) = \Gamma_D(\{a,b\}) = \Gamma_D(\{b,c\}) = \Gamma_D(\{a,b,c\}) = (19, 2). \\ \gamma_D[d,c] &= \Gamma_D(\{a,c\}) = (13, 8). \end{aligned}$$

Example 2

With $\Gamma_D(B) := \max_D \{ (N[x,y], N[y,x]) \mid x \notin B, y \in B \}$,
we get in example 2 (section 3.2):

$$\begin{aligned} \Gamma_D(\{a\}) &= (N[d,a], N[a,d]) = (18, 12). \\ \Gamma_D(\{b\}) &= (N[d,b], N[b,d]) = (21, 9). \\ \Gamma_D(\{c\}) &= (N[b,c], N[c,b]) = (19, 11). \\ \Gamma_D(\{d\}) &= (N[c,d], N[d,c]) = (20, 10). \\ \Gamma_D(\{a,b\}) &= (N[d,b], N[b,d]) = (21, 9). \\ \Gamma_D(\{a,c\}) &= (N[b,c], N[c,b]) = (19, 11). \\ \Gamma_D(\{a,d\}) &= (N[c,d], N[d,c]) = (20, 10). \\ \Gamma_D(\{b,c\}) &= (N[d,b], N[b,d]) = (21, 9). \\ \Gamma_D(\{b,d\}) &= (N[c,d], N[d,c]) = (20, 10). \\ \Gamma_D(\{c,d\}) &= (N[b,c], N[c,b]) = (19, 11). \\ \Gamma_D(\{a,b,c\}) &= (N[d,b], N[b,d]) = (21, 9). \\ \Gamma_D(\{a,b,d\}) &= (N[c,d], N[d,c]) = (20, 10). \\ \Gamma_D(\{a,c,d\}) &= (N[b,c], N[c,b]) = (19, 11). \\ \Gamma_D(\{b,c,d\}) &= (N[a,c], N[c,a]) = (17, 13). \end{aligned}$$

With $\beta_D := \min_D \{ \Gamma_D(B) \mid \emptyset \neq B \subsetneq A \}$, we get: $\beta_D = (17, 13)$.

With $\mathfrak{B}_D := \bigcup \{ \emptyset \neq B \subsetneq A \mid \Gamma_D(B) \approx_D \beta_D \}$, we get $\mathfrak{B}_D = \{b, c, d\}$.

So with (4.8.5), we get $\mathcal{S} \subseteq \{b, c, d\}$.

With $\gamma_D[x,y] := \min_D \{ \Gamma_D(B) \mid \emptyset \neq B \subsetneq A \text{ and } x \notin B \text{ and } y \in B \}$, we get:

$$\begin{aligned} \gamma_D[a,b] &= \Gamma_D(\{b, c, d\}) = (17, 13). \\ \gamma_D[a,c] &= \Gamma_D(\{b, c, d\}) = (17, 13). \\ \gamma_D[a,d] &= \Gamma_D(\{b, c, d\}) = (17, 13). \\ \gamma_D[b,a] &= \Gamma_D(\{a\}) = (18, 12). \\ \gamma_D[b,c] &= \Gamma_D(\{c\}) = \Gamma_D(\{a, c\}) = \Gamma_D(\{c, d\}) = \Gamma_D(\{a, c, d\}) = (19, 11). \\ \gamma_D[b,d] &= \Gamma_D(\{c, d\}) = \Gamma_D(\{a, c, d\}) = (19, 11). \\ \gamma_D[c,a] &= \Gamma_D(\{a\}) = (18, 12). \\ \gamma_D[c,b] &= \Gamma_D(\{b, d\}) = \Gamma_D(\{a, b, d\}) = (20, 10). \\ \gamma_D[c,d] &= \Gamma_D(\{d\}) = \Gamma_D(\{a, d\}) = \Gamma_D(\{b, d\}) = \Gamma_D(\{a, b, d\}) = (20, 10). \\ \gamma_D[d,a] &= \Gamma_D(\{a\}) = (18, 12). \\ \gamma_D[d,b] &= \Gamma_D(\{b\}) = \Gamma_D(\{a, b\}) = \Gamma_D(\{b, c\}) = \Gamma_D(\{a, b, c\}) = (21, 9). \\ \gamma_D[d,c] &= \Gamma_D(\{c\}) = \Gamma_D(\{a, c\}) = (19, 11). \end{aligned}$$

Example 3

With $\Gamma_D(B) := \max_D \{ (N[x,y], N[y,x]) \mid x \notin B, y \in B \}$,
we get in example 3 (section 3.3):

$$\begin{aligned}
 \Gamma_D(\{a\}) &= (N[b,a], N[a,b]) = (25, 20). \\
 \Gamma_D(\{b\}) &= (N[c,b], N[b,c]) = (29, 16). \\
 \Gamma_D(\{c\}) &= (N[d,c], N[c,d]) = (28, 17). \\
 \Gamma_D(\{d\}) &= (N[b,d], N[d,b]) = (33, 12). \\
 \Gamma_D(\{e\}) &= (N[c,e], N[e,c]) = (24, 21). \\
 \Gamma_D(\{a,b\}) &= (N[c,b], N[b,c]) = (29, 16). \\
 \Gamma_D(\{a,c\}) &= (N[d,c], N[c,d]) = (28, 17). \\
 \Gamma_D(\{a,d\}) &= (N[b,d], N[d,b]) = (33, 12). \\
 \Gamma_D(\{a,e\}) &= (N[b,a], N[a,b]) = (25, 20). \\
 \Gamma_D(\{b,c\}) &= (N[d,c], N[c,d]) = (28, 17). \\
 \Gamma_D(\{b,d\}) &= (N[e,d], N[d,e]) = (31, 14). \\
 \Gamma_D(\{b,e\}) &= (N[c,b], N[b,c]) = (29, 16). \\
 \Gamma_D(\{c,d\}) &= (N[b,d], N[d,b]) = (33, 12). \\
 \Gamma_D(\{c,e\}) &= (N[d,c], N[c,d]) = (28, 17). \\
 \Gamma_D(\{d,e\}) &= (N[b,d], N[d,b]) = (33, 12). \\
 \Gamma_D(\{a,b,c\}) &= (N[d,c], N[c,d]) = (28, 17). \\
 \Gamma_D(\{a,b,d\}) &= (N[e,d], N[d,e]) = (31, 14). \\
 \Gamma_D(\{a,b,e\}) &= (N[c,b], N[b,c]) = (29, 16). \\
 \Gamma_D(\{a,c,d\}) &= (N[b,d], N[d,b]) = (33, 12). \\
 \Gamma_D(\{a,c,e\}) &= (N[d,c], N[c,d]) = (28, 17). \\
 \Gamma_D(\{a,d,e\}) &= (N[b,d], N[d,b]) = (33, 12). \\
 \Gamma_D(\{b,c,d\}) &= (N[e,d], N[d,e]) = (31, 14). \\
 \Gamma_D(\{b,c,e\}) &= (N[d,c], N[c,d]) = (28, 17). \\
 \Gamma_D(\{b,d,e\}) &= (N[a,d], N[d,a]) = (30, 15). \\
 \Gamma_D(\{c,d,e\}) &= (N[b,d], N[d,b]) = (33, 12). \\
 \Gamma_D(\{a,b,c,d\}) &= (N[e,d], N[d,e]) = (31, 14). \\
 \Gamma_D(\{a,b,c,e\}) &= (N[d,c], N[c,d]) = (28, 17). \\
 \Gamma_D(\{a,b,d,e\}) &= (N[c,b], N[b,c]) = (29, 16). \\
 \Gamma_D(\{a,c,d,e\}) &= (N[b,d], N[d,b]) = (33, 12). \\
 \Gamma_D(\{b,c,d,e\}) &= (N[a,d], N[d,a]) = (30, 15).
 \end{aligned}$$

With $\beta_D := \min_D \{ \Gamma_D(B) \mid \emptyset \neq B \subsetneq A \}$, we get: $\beta_D = (24, 21)$.

With $\mathfrak{B}_D := \bigcup \{ \emptyset \neq B \subsetneq A \mid \Gamma_D(B) \approx_D \beta_D \}$, we get $\mathfrak{B}_D = \{e\}$.

So with (4.8.5), we get $\mathcal{S} = \{e\}$.

With $\gamma_D[x,y] := \min_D \{ \Gamma_D(B) \mid \emptyset \neq B \subsetneq A \text{ and } x \notin B \text{ and } y \in B \}$, we get:

$$\gamma_D[a,b] = \Gamma_D(\{b,c\}) = \Gamma_D(\{b,c,e\}) = (28,17).$$

$$\gamma_D[a,c] = \Gamma_D(\{c\}) = \Gamma_D(\{b,c\}) = \Gamma_D(\{c,e\}) = \Gamma_D(\{b,c,e\}) = (28,17).$$

$$\gamma_D[a,d] = \Gamma_D(\{b,d,e\}) = \Gamma_D(\{b,c,d,e\}) = (30,15).$$

$$\gamma_D[a,e] = \Gamma_D(\{e\}) = (24,21).$$

$$\gamma_D[b,a] = \Gamma_D(\{a\}) = \Gamma_D(\{a,e\}) = (25,20).$$

$$\gamma_D[b,c] = \Gamma_D(\{c\}) = \Gamma_D(\{a,c\}) = \Gamma_D(\{c,e\}) = \Gamma_D(\{a,c,e\}) = (28,17).$$

$$\gamma_D[b,d] = \Gamma_D(\{d\}) = \Gamma_D(\{a,d\}) = \Gamma_D(\{c,d\}) = \Gamma_D(\{d,e\}) = \Gamma_D(\{a,c,d\}) = \Gamma_D(\{a,d,e\}) = \Gamma_D(\{c,d,e\}) = \Gamma_D(\{a,c,d,e\}) = (33,12).$$

$$\gamma_D[b,e] = \Gamma_D(\{e\}) = (24,21).$$

$$\gamma_D[c,a] = \Gamma_D(\{a\}) = \Gamma_D(\{a,e\}) = (25,20).$$

$$\gamma_D[c,b] = \Gamma_D(\{b\}) = \Gamma_D(\{a,b\}) = \Gamma_D(\{b,e\}) = \Gamma_D(\{a,b,e\}) = \Gamma_D(\{a,b,d,e\}) = (29,16).$$

$$\gamma_D[c,d] = \Gamma_D(\{a,b,d,e\}) = (29,16).$$

$$\gamma_D[c,e] = \Gamma_D(\{e\}) = (24,21).$$

$$\gamma_D[d,a] = \Gamma_D(\{a\}) = \Gamma_D(\{a,e\}) = (25,20).$$

$$\gamma_D[d,b] = \Gamma_D(\{b,c\}) = \Gamma_D(\{a,b,c\}) = \Gamma_D(\{b,c,e\}) = \Gamma_D(\{a,b,c,e\}) = (28,17).$$

$$\gamma_D[d,c] = \Gamma_D(\{c\}) = \Gamma_D(\{a,c\}) = \Gamma_D(\{b,c\}) = \Gamma_D(\{c,e\}) = \Gamma_D(\{a,b,c\}) = \Gamma_D(\{a,c,e\}) = \Gamma_D(\{b,c,e\}) = \Gamma_D(\{a,b,c,e\}) = (28,17).$$

$$\gamma_D[d,e] = \Gamma_D(\{e\}) = (24,21).$$

$$\gamma_D[e,a] = \Gamma_D(\{a\}) = (25,20).$$

$$\gamma_D[e,b] = \Gamma_D(\{b,c\}) = \Gamma_D(\{a,b,c\}) = (28,17).$$

$$\gamma_D[e,c] = \Gamma_D(\{c\}) = \Gamma_D(\{a,c\}) = \Gamma_D(\{b,c\}) = \Gamma_D(\{a,b,c\}) = (28,17).$$

$$\gamma_D[e,d] = \Gamma_D(\{b,d\}) = \Gamma_D(\{a,b,d\}) = \Gamma_D(\{b,c,d\}) = \Gamma_D(\{a,b,c,d\}) = (31,14).$$

4.9. Prudence

Prudence as a criterion for single-winner election methods has been proposed by Köhler (1978) and generalized by Arrow and Raynaud (1986). *Prudence* says (1) that the collective ranking O should be a strict partial order on A and (2) that the strength λ_D of the strongest link ef , that is not respected by O , should be as weak as possible. So

$$\lambda_D := \max_D \{ (N[e,f], N[f,e]) \mid ef \notin O \}$$

should be minimized.

A *directed cycle* is a sequence of alternatives $c(1), \dots, c(n) \in A$ with the following properties:

1. $c(1) \equiv c(n)$.
2. $n \in \mathbb{N}$ with $3 \leq n < \infty$.
3. For all $i = 1, \dots, (n-1)$: $c(i+1) \in A \setminus \{c(i)\}$.

A *majority cycle* is a directed cycle with the following additional property:

4. For all $i = 1, \dots, (n-1)$: $N[c(i), c(i+1)] > N[c(i+1), c(i)]$.

It is obvious that, when there is a directed cycle $c(1), \dots, c(n)$, then the strongest link, that is not respected by the binary relation O , is at least as strong as the weakest link $c(i), c(i+1)$ of this directed cycle. Therefore, we get:

$$(4.9.1) \quad \lambda_D \gtrsim_D \min_D \{ (N[c(i), c(i+1)], N[c(i+1), c(i)]) \mid i = 1, \dots, (n-1) \}.$$

As we have to make this consideration for all directed cycles, the maximum, that we can ask for, is the following criterion.

Definition:

Suppose $\lambda_D \in \mathbb{N}_0 \times \mathbb{N}_0$ is the strength of the strongest directed cycle.

$$(4.9.2) \quad \lambda_D := \max_D \{ \min_D \{ (N[c(i), c(i+1)], N[c(i+1), c(i)]) \mid i = 1, \dots, (n-1) \} \mid c(1), \dots, c(n) \text{ is a directed cycle} \}.$$

Then an election method is *prudent* if the following holds:

$$(4.9.3) \quad \forall a, b \in A: (N[a, b], N[b, a]) >_D \lambda_D \Rightarrow ab \in O.$$

$$(4.9.4) \quad \forall a, b \in A: (N[a, b], N[b, a]) >_D \lambda_D \Rightarrow b \notin S.$$

Claim:

The Schulze method, as defined in section 2.2, is prudent.

Proof:

The proof is trivial. With (2.2.4), we get: $ab \in O$, unless the link ab is in a directed cycle that consists of links of which each is at least as strong as the link ab . \square

Example 1

In example 1 (section 3.1), the strongest directed cycle (measured by the strength of its weakest link) is $a, (14,7), c, (15,6), b, (13,8), a$ with a strength of $\lambda_D \approx_D (13,8)$. So prudence says that the collective ranking O must respect all links that are stronger than $(13,8)$.

$$(N[d,b], N[b,d]) = (19,2) >_D (13,8) \approx_D \lambda_D \Rightarrow db \in O.$$

$$(N[c,b], N[b,c]) = (15,6) >_D (13,8) \approx_D \lambda_D \Rightarrow cb \in O.$$

$$(N[a,c], N[c,a]) = (14,7) >_D (13,8) \approx_D \lambda_D \Rightarrow ac \in O.$$

With $db \in O$, $cb \in O$, and $ac \in O$, we get $b \notin S$ and $c \notin S$.

With $ac \in O$ and $cb \in O$ and the transitivity of O , we get $ab \in O$.

Example 2

In example 2 (section 3.2), the strongest directed cycle (measured by the strength of its weakest link) is $b, (19,11), c, (20,10), d, (21,9), b$ with a strength of $\lambda_D \approx_D (19,11)$. So prudence says that the collective ranking O must respect all links that are stronger than $(19,11)$.

$$(N[d,b], N[b,d]) = (21,9) >_D (19,11) \approx_D \lambda_D \Rightarrow db \in O.$$

$$(N[c,d], N[d,c]) = (20,10) >_D (19,11) \approx_D \lambda_D \Rightarrow cd \in O.$$

With $db \in O$ and $cd \in O$, we get $b \notin S$ and $d \notin S$.

With $cd \in O$ and $db \in O$ and the transitivity of O , we get $cb \in O$.

Example 3

In example 3 (section 3.3), the strongest directed cycle (measured by the strength of its weakest link) is $b, (33,12), d, (28,17), c, (29,16), b$ with a strength of $\lambda_D \approx_D (28,17)$. So prudence says that the collective ranking O must respect all links that are stronger than $(28,17)$.

$$(N[b,d], N[d,b]) = (33,12) >_D (28,17) \approx_D \lambda_D \Rightarrow bd \in O.$$

$$(N[e,d], N[d,e]) = (31,14) >_D (28,17) \approx_D \lambda_D \Rightarrow ed \in O.$$

$$(N[a,d], N[d,a]) = (30,15) >_D (28,17) \approx_D \lambda_D \Rightarrow ad \in O.$$

$$(N[c,b], N[b,c]) = (29,16) >_D (28,17) \approx_D \lambda_D \Rightarrow cb \in O.$$

With $bd \in O$, $ed \in O$, $ad \in O$, and $cb \in O$, we get $b \notin S$ and $d \notin S$.

With $cb \in O$ and $bd \in O$ and the transitivity of O , we get $cd \in O$.

4.10. Schwartz

The Schwartz criterion as a criterion for single-winner election methods has been proposed by Schwartz (1986). The Schwartz criterion implies the Smith criterion.

A *chain* from alternative $x \in A$ to alternative $y \in A$ is a sequence of alternatives $c(1), \dots, c(n) \in A$ with the following properties:

1. $x \equiv c(1)$.
2. $y \equiv c(n)$.
3. $2 \leq n < \infty$.
4. For all $i = 1, \dots, (n-1)$: $c(i+1) \in A \setminus \{c(i)\}$.
5. For all $i = 1, \dots, (n-1)$: $N[c(i), c(i+1)] > N[c(i+1), c(i)]$.

Definition:

An election method satisfies the *Schwartz criterion* if the following holds:

Suppose there is a chain from alternative $a \in A$ to alternative $b \in A$ and no chain from alternative b to alternative a . Then:

$$(4.10.1) \quad ab \in \mathcal{O}.$$

$$(4.10.2) \quad b \notin \mathcal{S}.$$

Claim:

If $>_D$ satisfies (2.1.5), then the Schulze method, as defined in section 2.2, satisfies the Schwartz criterion.

Proof:

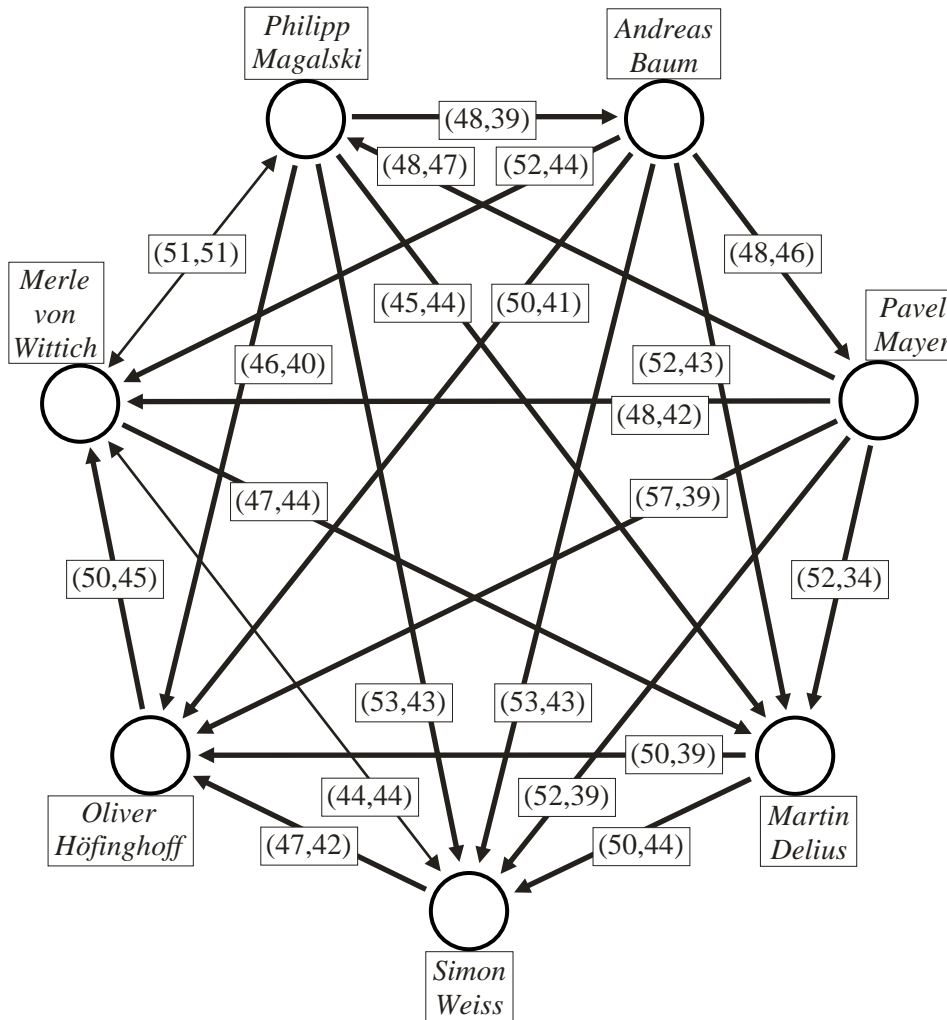
The proof is trivial. □

Definition:

The *Schwartz set* $\emptyset \neq B \subseteq A$ is defined as follows:

$$(4.10.3) \quad a \in B : \Leftrightarrow \forall b \in A \setminus \{a\}: \\ \text{(There is a chain from alternative } b \text{ to alternative } a. \\ \Rightarrow \text{ There is a chain from alternative } a \text{ to alternative } b.)$$

A real-life example that illustrates the difference between the Smith set, as defined in (4.7.1), and the Schwartz set, as defined in (4.10.3), was the nomination (on 25/26 February 2011) of the top candidate for the party list of the Pirate Party for the elections (on 18 September 2011) to the Berlin House of Representatives. The Schulze method was used for this nomination. The following digraph shows the result of the nomination (www17):



There were 106 valid ballots in total. There were three majority cycles (as defined in section 4.9): Magalski \rightarrow Baum \rightarrow Mayer \rightarrow Magalski, Delius \rightarrow Weiss \rightarrow Höfinghoff \rightarrow Wittich \rightarrow Delius, and Delius \rightarrow Höfinghoff \rightarrow Wittich \rightarrow Delius. There were two pairwise ties: Magalski \leftrightarrow Wittich and Weiss \leftrightarrow Wittich. The Smith set consists of all 7 candidates, while the Schwartz set contains only 3 candidates (Magalski, Baum, Mayer). The Schulze ranking is Magalski $>_S$ Baum $>_S$ Mayer $>_S$ Delius $>_S$ Weiss $>_S$ Höfinghoff $>_S$ Wittich for $>_{margin}$, $>_{ratio}$, and $>_{win}$ and Magalski $>_S$ Baum $>_S$ Mayer $>_S$ Wittich $>_S$ Delius $>_S$ Weiss $>_S$ Höfinghoff for $>_{los}$.

4.11. Weak Condorcet Winners and Weak Condorcet Losers

4.11.1. Weak Condorcet Winners

A *Condorcet winner* is an alternative $a \in A$ that wins every head-to-head contest with some other alternative $b \in A \setminus \{a\}$. In other words:

$$(4.11.1.1) \quad \text{Alternative } a \in A \text{ is a } \textit{Condorcet winner} : \Leftrightarrow \\ N[a,b] > N[b,a] \text{ for all } b \in A \setminus \{a\}.$$

A *weak Condorcet winner* is an alternative $a \in A$ that doesn't lose any head-to-head contest with some other alternative $b \in A \setminus \{a\}$. In other words:

$$(4.11.1.2) \quad \text{Alternative } a \in A \text{ is a } \textit{weak Condorcet winner} : \Leftrightarrow \\ N[a,b] \geq N[b,a] \text{ for all } b \in A \setminus \{a\}.$$

Suppose \mathcal{E} is the set of weak Condorcet winners. Then we get:

$$(4.11.1.3) \quad a \in \mathcal{E} : \Leftrightarrow N[a,b] \geq N[b,a] \text{ for all } b \in A \setminus \{a\}.$$

A frequently stated desideratum says that, when there is a weak Condorcet winner, then it should win.

When there happens to be exactly one potential winner $x \in A$ and exactly one weak Condorcet winner $y \in A$, it is obvious what the above desideratum means: Alternative x and alternative y must be the same alternative.

In other words:

$$(4.11.1.4) \quad |\mathcal{E}| = 1 \text{ and } |\mathcal{S}| = 1 \Rightarrow \mathcal{E} = \mathcal{S}.$$

However, when there happens to be more than one potential winner or more than one weak Condorcet winner, the proper formulation for the above desideratum isn't obvious. The most intuitive formulation is:

$$(4.11.1.5) \quad \mathcal{E} \neq \emptyset \Rightarrow \mathcal{S} \subseteq \mathcal{E}.$$

Formulation (4.11.1.5) says that, when there is at least one weak Condorcet winner, then every potential winner should be a weak Condorcet winner. Unfortunately, the following example demonstrates that (4.11.1.5) is incompatible with reversal symmetry:

Suppose there are four alternatives $A = \{a, b, c, d\}$. Suppose $N^{\text{old}}[a, b] = N^{\text{old}}[b, a]$, $N^{\text{old}}[a, c] = N^{\text{old}}[c, a]$, $N^{\text{old}}[a, d] = N^{\text{old}}[d, a]$, $N^{\text{old}}[b, c] > N^{\text{old}}[c, b]$, $N^{\text{old}}[c, d] > N^{\text{old}}[d, c]$, and $N^{\text{old}}[d, b] > N^{\text{old}}[b, d]$. Then we get $\mathcal{E}^{\text{old}} = \{a\}$. With (4.11.1.5) and the requirement that \mathcal{S}^{old} must not be empty, we get $\mathcal{S}^{\text{old}} = \{a\}$.

When the individual preferences are reversed, as defined in (4.4.1), we get $N^{\text{new}}[a, b] = N^{\text{new}}[b, a]$, $N^{\text{new}}[a, c] = N^{\text{new}}[c, a]$, $N^{\text{new}}[a, d] = N^{\text{new}}[d, a]$, $N^{\text{new}}[b, c] < N^{\text{new}}[c, b]$, $N^{\text{new}}[c, d] < N^{\text{new}}[d, c]$, and $N^{\text{new}}[d, b] < N^{\text{new}}[b, d]$. Therefore, we get $\mathcal{E}^{\text{new}} = \{a\}$. With (4.11.1.5) and the requirement that \mathcal{S}^{new} must not be empty, we get $\mathcal{S}^{\text{new}} = \{a\}$.

But $\mathcal{S}^{\text{old}} = \{a\}$ and $\mathcal{S}^{\text{new}} = \{a\}$ together contradict (4.4.4).

In short: It can happen that the same alternative is the unique weak Condorcet winner in the original situation and, simultaneously, the unique weak Condorcet winner in the reversed situation. Therefore, (4.11.1.5) cannot be compatible with reversal symmetry.

Furthermore, the following example demonstrates that (4.11.1.5) is incompatible with independence of clones:

Suppose there are only two alternatives $A^{\text{old}} = \{a, b\}$. Suppose $N[a, b] = N[b, a]$. Then we get $\mathcal{E}^{\text{old}} = \{a, b\}$. With (4.11.1.5), we get $\mathcal{S}^{\text{old}} \subseteq \{a, b\}$.

Case I: Suppose $a \in \mathcal{S}^{\text{old}}$. When alternative a is replaced by alternatives a_1, a_2, a_3 such that $N[a_1, a_2] > N[a_2, a_1]$, $N[a_2, a_3] > N[a_3, a_2]$, and $N[a_3, a_1] > N[a_1, a_3]$ and such that (4.6.1) – (4.6.3) are satisfied, we get $\mathcal{E}^{\text{new}} = \{b\}$. With (4.11.1.5) and the requirement that \mathcal{S}^{new} must not be empty, we get $\mathcal{S}^{\text{new}} = \{b\}$. But with (4.6.7) and $a \in \mathcal{S}^{\text{old}}$, we get $\mathcal{S}^{\text{new}} \cap \{a_1, a_2, a_3\} \neq \emptyset$. As $\mathcal{S}^{\text{new}} = \{b\}$ and $\mathcal{S}^{\text{new}} \cap \{a_1, a_2, a_3\} \neq \emptyset$ are incompatible, we get $a \notin \mathcal{S}^{\text{old}}$.

Case II: Suppose $b \in \mathcal{S}^{\text{old}}$. When alternative b is replaced by alternatives b_1, b_2, b_3 such that $N[b_1, b_2] > N[b_2, b_1]$, $N[b_2, b_3] > N[b_3, b_2]$, and $N[b_3, b_1] > N[b_1, b_3]$ and such that (4.6.1) – (4.6.3) are satisfied, we get $\mathcal{E}^{\text{new}} = \{a\}$. With (4.11.1.5) and the requirement that \mathcal{S}^{new} must not be empty, we get $\mathcal{S}^{\text{new}} = \{a\}$. But with (4.6.7) and $b \in \mathcal{S}^{\text{old}}$, we get $\mathcal{S}^{\text{new}} \cap \{b_1, b_2, b_3\} \neq \emptyset$. As $\mathcal{S}^{\text{new}} = \{a\}$ and $\mathcal{S}^{\text{new}} \cap \{b_1, b_2, b_3\} \neq \emptyset$ are incompatible, we get $b \notin \mathcal{S}^{\text{old}}$.

However, $a \notin \mathcal{S}^{\text{old}}$ and $b \notin \mathcal{S}^{\text{old}}$ together are incompatible with the requirement that \mathcal{S}^{old} must not be empty.

In short: When a weak Condorcet winner is replaced by a set of clones, as defined in (4.6.1) – (4.6.3), it is not guaranteed that at least one of these clones is a weak Condorcet winner. Therefore, (4.11.1.5) cannot be compatible with independence of clones.

The above examples demonstrate that, to satisfy reversal symmetry and independence of clones, we have, in some situations, to allow alternatives, which are not weak Condorcet winners, to be among the potential winners.

So the maximum, that we could ask for, is:

$$(4.11.1.6) \quad \mathcal{E} \subseteq \mathcal{S}.$$

Formulation (4.11.1.6) says that every weak Condorcet winner should be a potential winner, but it makes no stipulations about those alternatives which are not weak Condorcet winners. In (4.11.1.6), the presumption “ $\mathcal{E} \neq \emptyset$ ” is not needed. We don’t have to write “ $\mathcal{E} \neq \emptyset \Rightarrow \mathcal{E} \subseteq \mathcal{S}$ ” because the empty set is, by definition, subset of every set.

The following proof demonstrates that the Schulze method satisfies (4.11.1.6) and that, therefore, (4.11.1.6) is compatible with reversal symmetry and independence of clones.

Claim:

If $>_D$ satisfies (2.1.4) and (2.1.5), then the Schulze method, as defined in section 2.2, satisfies (4.11.1.6).

Proof:

Step 1:

(2.1.4) says that all ties have equivalent strengths. So without loss of generality, we can set

$$(4.11.1.7) \quad \forall x \in \mathbb{N}_0: (x, x) \approx_D (1, 1).$$

Step 2:

Suppose $a \in A$ is a weak Condorcet winner. Then, for every $b \in A \setminus \{a\}$, the link ab is already a path from alternative a to alternative b that contains no defeat. Therefore, with (2.1.5) and (4.11.1.7), we get

$$(4.11.1.8) \quad \forall a \in \mathcal{E} \forall b \in A \setminus \{a\}: P_D[a, b] \approx_D (N[a, b], N[b, a]) \approx_D (1, 1).$$

Step 3:

Suppose $a \in A$ is a weak Condorcet winner. Suppose $b \in A \setminus \{a\}$. Suppose the link ca is the last link in the strongest path from alternative b to alternative a . As alternative a is a weak Condorcet winner, the link ca is either a tie or a defeat. Therefore, with (2.1.5) and (4.11.1.7), we get

$$(4.11.1.9) \quad \forall a \in \mathcal{E} \forall b \in A \setminus \{a\} \exists c \in A \setminus \{a\}: P_D[b, a] \lesssim_D (N[c, a], N[a, c]) \lesssim_D (1, 1).$$

With (4.11.1.8) and (4.11.1.9), we get

$$(4.11.1.10) \quad \forall a \in \mathcal{E} \forall b \in A \setminus \{a\}: P_D[a, b] \approx_D P_D[b, a].$$

With (4.11.1.10), we get

$$(4.11.1.11) \quad a \in \mathcal{E} \Rightarrow a \in \mathcal{S}.$$

With (4.11.1.11), we get (4.11.1.6). □

The following desideratum reduces the scenarios where some alternative, that is not a weak Condorcet winner, can be a potential winner:

$$(4.11.1.12) \quad \forall a \in \mathcal{E} \forall b \in (\mathcal{S} \setminus \mathcal{E}): N[a,b] = N[b,a].$$

Desideratum (4.11.1.12) says that some alternative, that is not a weak Condorcet winner, can be a potential winner only when it pairwise ties all weak Condorcet winners.

Claim:

If \succ_D satisfies (2.1.5), then the Schulze method, as defined in section 2.2, satisfies (4.11.1.12).

Proof:

Suppose $a \in \mathcal{E}$ and $b \in (\mathcal{S} \setminus \mathcal{E})$.

Step 1:

$N[a,b] < N[b,a]$ is a contradiction to the presumption that alternative a is a weak Condorcet winner.

Step 2:

It remains to be proven that $N[a,b] > N[b,a]$ is not possible.

So suppose $N[a,b] > N[b,a]$. Then ab is already a path from alternative a to alternative b that contains no tie and no defeat. Therefore, we get

$$(4.11.1.13) \quad P_D[a,b] \approx_D (N[a,b], N[b,a]).$$

Suppose the link ca is the last link in the strongest path from alternative b to alternative a . Then we get

$$(4.11.1.14) \quad P_D[b,a] \lesssim_D (N[c,a], N[a,c]).$$

As alternative a is a weak Condorcet winner, the link ca is either a tie or a defeat. Therefore, with (2.1.5), we get

$$(4.11.1.15) \quad (N[a,b], N[b,a]) \succ_D (N[c,a], N[a,c]).$$

With (4.11.1.13), (4.11.1.14), and (4.11.1.15), we get

$$(4.11.1.16) \quad P_D[b,a] \lesssim_D (N[c,a], N[a,c]) \prec_D (N[a,b], N[b,a]) \lesssim_D P_D[a,b].$$

So alternative a disqualifies alternative b . But this is a contradiction to the presumption that alternative b is a potential winner. \square

4.11.2. Weak Condorcet Losers

A *Condorcet loser* is an alternative $a \in A$ that loses every head-to-head contest with some other alternative $b \in A \setminus \{a\}$. In other words:

$$(4.11.2.1) \quad \text{Alternative } a \in A \text{ is a } \textit{Condorcet loser} : \Leftrightarrow \\ N[a,b] < N[b,a] \text{ for all } b \in A \setminus \{a\}.$$

A *weak Condorcet loser* is an alternative $a \in A$ that doesn't win any head-to-head contest with some other alternative $b \in A \setminus \{a\}$. In other words:

$$(4.11.2.2) \quad \text{Alternative } a \in A \text{ is a } \textit{weak Condorcet loser} : \Leftrightarrow \\ N[a,b] \leq N[b,a] \text{ for all } b \in A \setminus \{a\}.$$

Suppose \mathcal{F} is the set of weak Condorcet losers. Then we get:

$$(4.11.2.3) \quad a \in \mathcal{F} : \Leftrightarrow N[a,b] \leq N[b,a] \text{ for all } b \in A \setminus \{a\}.$$

A frequently stated desideratum says that a weak Condorcet loser should not be a potential winner. So with (4.11.2.3), we get

$$(4.11.2.4) \quad \forall a \in A: (a \in \mathcal{F} \Rightarrow a \notin \mathcal{S}).$$

However, a problem with desideratum (4.11.2.4) is that it can happen that every alternative is a weak Condorcet loser. In this case, (4.11.2.4) is incompatible with the requirement that \mathcal{S} must not be empty.

It can also happen that every weak Condorcet loser is, simultaneously, a weak Condorcet winner. In this case, (4.11.2.4) is incompatible with (4.11.1.6).

Example: Suppose there are only $C = 2$ alternatives $a, b \in A$. Suppose there is a pairwise tie, $N[a, b] = N[b, a]$. Then both alternatives are weak Condorcet losers and, simultaneously, weak Condorcet winners. (4.11.1.6) says: $a \in \mathcal{S}$ and $b \in \mathcal{S}$. (4.11.2.4) says: $a \notin \mathcal{S}$ and $b \notin \mathcal{S}$.

So the maximum, that we could ask for, is:

$$(4.11.2.5) \quad \forall a \in A: (a \in \mathcal{F} \text{ and } a \notin \mathcal{E} \Rightarrow a \notin \mathcal{S}).$$

Desideratum (4.11.2.5) says that a weak Condorcet loser should not win, unless it is also a weak Condorcet winner. The following proof demonstrates that the Schulze method satisfies (4.11.2.5) and that, therefore, there is no need to weaken (4.11.2.5) any further.

Claim:

If $>_D$ satisfies (2.1.5), then the Schulze method, as defined in section 2.2, satisfies (4.11.2.5).

Proof:

With $a \in \mathcal{F}$, we get

$$(4.11.2.6) \quad \forall b \in A \setminus \{a\}: N[a, b] \leq N[b, a].$$

With $a \notin \mathcal{E}$, we get

$$(4.11.2.7) \quad \exists b \in A \setminus \{a\}: N[a, b] < N[b, a].$$

When we take the alternative $b \in A \setminus \{a\}$ from (4.11.2.7), then the link ba is already a path from alternative b to alternative a that contains no tie or defeat.

Suppose the link ac is the first link in the strongest path from alternative a to alternative b . As alternative a is a weak Condorcet loser, the link ac is either a tie or a defeat. Therefore, with (2.1.5), (4.11.2.6), and (4.11.2.7), we get

$$(4.11.2.8) \quad P_D[b, a] \approx_D (N[b, a], N[a, b]) >_D (N[a, c], N[c, a]) \approx_D P_D[a, b].$$

So alternative b disqualifies alternative a . So $a \notin \mathcal{S}$. □

Another frequently stated desideratum says that a weak Condorcet loser should not be a unique winner. So with (4.11.2.3), we get

$$(4.11.2.9) \quad \forall a \in A: (a \in \mathcal{F} \Rightarrow \mathcal{S} \neq \{a\}).$$

Claim:

If $>_D$ satisfies (2.1.4) and (2.1.5), then the Schulze method, as defined in section 2.2, satisfies (4.11.2.9).

Proof:

Step 1:

(2.1.4) says that all ties have equivalent strengths. So without loss of generality, we can set

$$(4.11.2.10) \quad \forall x \in \mathbb{N}_0: (x, x) \approx_D (1, 1).$$

Step 2:

Suppose $a \in A$ is a weak Condorcet loser. Then, for every $b \in A \setminus \{a\}$, the link ba is already a path from alternative b to alternative a that contains no defeat. Therefore, with (2.1.5) and (4.11.2.10), we get

$$(4.11.2.11) \quad \forall a \in \mathcal{F} \forall b \in A \setminus \{a\}: P_D[b, a] \approx_D (N[b, a], N[a, b]) \approx_D (1, 1).$$

Step 3:

Suppose $a \in A$ is a weak Condorcet loser. Suppose $b \in A \setminus \{a\}$. Suppose the link ac is the first link in the strongest path from alternative a to alternative b . As alternative a is a weak Condorcet loser, the link ac is either a tie or a defeat. Therefore, with (2.1.5) and (4.11.2.10), we get

$$(4.11.2.12) \quad \forall a \in \mathcal{F} \forall b \in A \setminus \{a\} \exists c \in A \setminus \{a\}: P_D[a, b] \lesssim_D (N[a, c], N[c, a]) \lesssim_D (1, 1).$$

With (4.11.2.11) and (4.11.2.12), we get

$$(4.11.2.13) \quad \forall a \in \mathcal{F} \forall b \in A \setminus \{a\}: P_D[b, a] \approx_D P_D[a, b].$$

Step 4:

As \mathcal{O} is transitive, there is an alternative d in $A \setminus \{a\}$ that is not disqualified by any other alternative in $A \setminus \{a\}$. We get

$$(4.11.2.14) \quad \exists d \in A \setminus \{a\} \forall e \in A \setminus \{a, d\}: ed \notin \mathcal{O}.$$

With (4.11.2.13), we get that alternative a doesn't disqualify alternative d . With (4.11.2.14), we get that no other alternative $e \in A \setminus \{a, d\}$ disqualifies alternative d . Therefore, alternative d is a potential winner. Therefore, we get $d \in \mathcal{S}$. Therefore, we get $\mathcal{S} \neq \{a\}$. Therefore, we get (4.11.2.9). \square

4.12. Increasing Sequential Independence

Increasing sequential independence says that, when alternative $a \in A$ is a winner, then there must be an alternative $d \in A \setminus \{a\}$ such that, when the used election method is applied to $A \setminus \{d\}$, then alternative a is still a winner.

The name for this criterion comes from the fact that — when the used election method satisfies this criterion and when alternative $a \in A$ is a winner and alternative $d(1) \in A \setminus \{a\}$ is an alternative such that, when the used election method is applied to $A \setminus \{d(1)\}$, then alternative a is still a winner — the same criterion can then be applied to $A \setminus \{d(1)\}$ to identify an alternative $d(2) \in A \setminus \{a, d(1)\}$ such that, when the used election method is applied to $A \setminus \{d(1), d(2)\}$, then alternative a is still a winner. When we continue applying this criterion, we get a linear order $d(1), \dots, d(C-1)$ of the alternatives in $A \setminus \{a\}$ such that, for every $i \in \{1, \dots, (C-1)\}$, alternative a is still a winner when the used election method is applied to $A \setminus \{d(1), \dots, d(i)\}$.

The motivation for this criterion is that an alternative $a \in A$ should be able to win only by disqualifying all the other alternatives directly or indirectly in some manner. It should not be possible that some alternatives $\emptyset \neq \{d(1), \dots, d(i)\} \subsetneq A$ disqualify each other in such a manner that the final winner comes from outside of $\{d(1), \dots, d(i)\}$. When increasing sequential independence is satisfied, then one alternative after the other is disqualified, so that the final winner $a \in A$ can come from outside of $\{d(1), \dots, d(i)\}$ only when the last remaining alternative $d(j) \in \{d(1), \dots, d(i)\}$ is disqualified by some alternatives outside of $\{d(1), \dots, d(i)\}$.

Increasing sequential independence and decreasing sequential independence (section 4.14) as criteria for single-winner election methods have been proposed by Arrow and Raynaud (1986) and generalized by Lansdowne (1996).

Definition #1:

An election method satisfies the first version of *increasing sequential independence* if the following holds:

Suppose alternative $a \in A$ is a unique winner when this election method is applied to A . Then there must be a (not necessarily unique) alternative $d \in A \setminus \{a\}$ such that, when this election method is applied to $A \setminus \{d\}$, then alternative a is still a unique winner.

Claim #1:

The Schulze method, as defined in section 2.2, satisfies the first version of increasing sequential independence.

Proof of claim #1:

Suppose alternative $a \in A$ is a unique winner when this election method is applied to A . Then, according to (4.1.15), alternative a disqualifies every other alternative $b \in A \setminus \{a\}$. Therefore, we get

$$(4.12.1) \quad \forall b \in A \setminus \{a\}: P_D^{\text{old}}[a, b] \succ_D P_D^{\text{old}}[b, a].$$

Suppose $\text{pred}^{\text{old}}[a,x]$ is the predecessor of alternative $x \in A \setminus \{a\}$ in the strongest path from alternative a to alternative x , as calculated in section 2.3.1. Then a *leaf* is an alternative $y \in A \setminus \{a\}$ such that there is no alternative $x \in A \setminus \{a\}$ with $\text{pred}^{\text{old}}[a,x] = y$. As the strongest paths from alternative a to every other alternative $x \in A \setminus \{a\}$, as calculated by the Floyd-Warshall algorithm, form an arborescence, there must be at least one leaf. Alternative d is chosen arbitrarily from these leaves.

Suppose alternative d is removed. As alternative d is a leaf, alternative d is not in the strongest path from alternative a to any other alternative $b \in A \setminus \{a,d\}$. Therefore, we get

$$(4.12.2) \quad \forall b \in A \setminus \{a,d\}: P_D^{\text{new}}[a,b] \approx_D P_D^{\text{old}}[a,b].$$

On the other side, when an alternative is removed, then the strengths of the strongest paths can only decrease. Therefore, we get

$$(4.12.3) \quad \forall b \in A \setminus \{a,d\}: P_D^{\text{new}}[b,a] \lesssim_D P_D^{\text{old}}[b,a].$$

With (4.12.2), (4.12.1), and (4.12.3), we get

$$(4.12.4) \quad \forall b \in A \setminus \{a,d\}: P_D^{\text{new}}[a,b] \approx_D P_D^{\text{old}}[a,b] >_D P_D^{\text{old}}[b,a] \gtrsim_D P_D^{\text{new}}[b,a]$$

so that alternative a is still a unique winner when alternative d is removed. \square

Definition #2:

An election method satisfies the second version of *increasing sequential independence* if the following holds:

Suppose alternative $a \in A$ is a potential winner when this election method is applied to A . Then there must be a (not necessarily unique) alternative $d \in A \setminus \{a\}$ such that, when this election method is applied to $A \setminus \{d\}$, then alternative a is still a potential winner.

Claim #2:

The Schulze method, as defined in section 2.2, satisfies the second version of increasing sequential independence.

Proof of claim #2:

Suppose alternative $a \in A$ is a potential winner when this election method is applied to A . Then, we get

$$(4.12.5) \quad \forall b \in A \setminus \{a\}: P_D^{\text{old}}[a,b] \gtrsim_D P_D^{\text{old}}[b,a].$$

The rest of this proof is identical to the proof of claim #1. \square

4.13. *k*-Consistency

The Condorcet criterion says that, when some candidate $a \in A$ wins every head-to-head contest, then this candidate a should also be the overall winner (Condorcet, 1785).

However, many countries have a strong 3-party, 4-party or 5-party system where no single party can win a majority and where every party is willing to coalesce with every other party. In such a scenario, it seems to be rather uninteresting which candidate might win in a head-to-head contest. It is more interesting to ask whether there is some candidate who wins regardless of which candidates are nominated by the other parties.

So for example in the 3-party case with party α , party β , and party γ , it might be more interesting to ask whether there is a candidate from party α who wins every 3-way contest between himself and a candidate from party β and a candidate from party γ . If there is such a candidate, then this candidate should also be the overall winner.

More generally, if there is a $k \in \mathbb{N}$ with $k \geq 2$ such that there is an alternative $a \in A$ such that alternative a wins every k -way contest, then alternative a should also be the overall winner. This criterion is called *k-set-consistency* (Heitzig, 2004) or *k-consistency* (Simmons, 2004).

k-consistency as a criterion for single-winner election methods has been proposed by Heitzig (2004) and Simmons (2004). However, a similar idea had already been formulated by Saari (Saari, 2001, pages 154–156; Lagerspetz, 2015, page 207). To question the relevance of the Condorcet criterion, Saari argued that it could happen that some alternative $a \in A$ wins every 2-way contest, some other alternative $b \in A \setminus \{a\}$ wins every 3-way contest, some other alternative $c \in A \setminus \{a, b\}$ wins every 4-way contest, etc., so that, with the same justification, every alternative could claim to be the overall winner. However, the fact that the Schulze method satisfies *k*-consistency for every $k \in \mathbb{N}$ with $k \geq 2$ means that there are election methods where it is impossible to create examples such that there are $m, n \in \mathbb{N}$ with $2 \leq m < n \leq C$ such that some alternative $a \in A$ wins every m -way contest and some other alternative $b \in A \setminus \{a\}$ wins every n -way contest. So for these election methods, Saari’s scenario is not possible, so that his criticism of the Condorcet criterion doesn’t work.

There are five different versions for k -consistency.

The first version addresses unique winners. This version says that, when alternative $a \in A$ is a unique winner in every k -way contest, then alternative a should also be a unique winner overall. For $k = 2$, the first version of k -consistency is identical to the Condorcet criterion; equation (4.7.7)(i).

The second version addresses potential winners. This version says that, when alternative $a \in A$ is a potential winner in every k -way contest, then alternative a should also be a potential winner overall. For $k = 2$, the second version of k -consistency is identical to the desideratum that weak Condorcet winners should always be potential winners; equation (4.11.1.6).

The third version addresses the set of potential winners. This version says that, when in every k -way contest (that contains at least one alternative of the set $\emptyset \neq B \subsetneq A$) the winner comes from the set B , then the winner must also come from the set B when the method is applied to A . For $k = 2$, the third version of k -consistency is identical to the Smith criterion; equation (4.7.5).

The fourth version says that, when alternative $a \in A$ is not a unique winner in any k -way contest, then alternative a should also be not a unique winner overall. For $k = 2$, the fourth version of k -consistency is identical to the desideratum that a weak Condorcet loser should not be a unique winner; equation (4.11.2.9).

The fifth version says that, when alternative $a \in A$ is not a potential winner in any k -way contest, then alternative a should also be not a potential winner overall. For $k = 2$, the fifth version of k -consistency is identical to the Condorcet loser criterion; equation (4.7.9)(i).

4.13.1. Formulation #1

Definition:

Suppose $k \in \mathbb{N}$ with $k \geq 2$. An election method satisfies the first version of k -consistency if the following holds:

Suppose $C \geq k$ is the number of alternatives in A . Suppose alternative $a \in A$ is a unique winner whenever this election method is applied to some subset $\tilde{A} \subseteq A$ with $|\tilde{A}| = k$ and $a \in \tilde{A}$. Then alternative a is also a unique winner when this election method is applied to A .

Claim:

If $>_D$ satisfies (2.1.5), then the Schulze method, as defined in section 2.2, satisfies the first version of k -consistency for every $k \in \mathbb{N}$ with $k \geq 2$.

Proof (overview):

We will show how, when alternative $a \in A$ is not a unique winner (when this election method is applied to A), we can create, for every $k \in \mathbb{N}$ with $2 \leq k \leq C$, a subset $\tilde{A} \subseteq A$ with $|\tilde{A}| = k$ and $a \in \tilde{A}$ such that, when the Schulze method is applied to \tilde{A} , alternative a is not a unique winner.

Proof (details):

Suppose alternative $a \in A$ is not a unique winner when the Schulze method is applied to A . Then there must be an alternative $b \in A \setminus \{a\}$ with

$$(4.13.1.1) \quad P_D[b,a] \approx_D P_D[a,b].$$

We set

$$(4.13.1.2) \quad (z_1, z_2) := P_D[b,a]$$

to stress that this value is constant for the rest of this proof.

Suppose $c(1), \dots, c(n)$ is the strongest path from alternative $b \equiv c(1)$ to alternative $a \equiv c(n)$. Then we get

$$(4.13.1.3) \quad \forall i = 1, \dots, (n-1): (N[c(i), c(i+1)], N[c(i+1), c(i)]) \approx_D (z_1, z_2).$$

Especially, we get

$$(4.13.1.4) \quad (N[c(n-1), c(n)], N[c(n), c(n-1)]) \approx_D (z_1, z_2).$$

When there is more than one path from alternative b to alternative a of strength (z_1, z_2) then, without loss of generality, we take the shortest of these paths (in terms of its number of links). Therefore, we get

$$(4.13.1.5) \quad \forall i, j \in \{1, \dots, n\} \text{ with } j - i \geq 2: (N[c(i), c(j)], N[c(j), c(i)]) <_D (z_1, z_2).$$

Otherwise, if there was a link $c(i), c(j)$ with $(N[c(i), c(j)], N[c(j), c(i)]) \approx_D (z_1, z_2)$ and $j - i \geq 2$, then we could find a shorter path of strength (z_1, z_2) by

omitting the alternatives $c(i+1), \dots, c(j-1)$. This would be a contradiction to the presumption that $c(1), \dots, c(n)$ is the shortest path of strength (z_1, z_2) .

With (2.1.5), we get that every path that contains no defeat is always stronger than every path that contains a defeat.

It is easy to prove that, for every pair of alternatives $x, y \in A$, there is a path from alternative x to alternative y that contains no defeat or a path from alternative y to alternative x that contains no defeat. To prove this, we only have to consider the links xy and yx because the link xy is already a path from alternative x to alternative y and the link yx is already a path from alternative y to alternative x . If $N[x, y] > N[y, x]$, then the link xy is a path from alternative x to alternative y that contains no defeat. If $N[x, y] < N[y, x]$, then the link yx is a path from alternative y to alternative x that contains no defeat. If $N[x, y] = N[y, x]$, then the link xy is a path from alternative x to alternative y that contains no defeat and the link yx is a path from alternative y to alternative x that contains no defeat.

With (4.13.1.1) and the above considerations, we get that the path $c(1), \dots, c(n)$ contains no defeat. {Otherwise: Suppose the path $c(1), \dots, c(n)$ contains a defeat. Then [as, for every pair of alternatives $x, y \in A$, there is a path from alternative x to alternative y that contains no defeat or a path from alternative y to alternative x that contains no defeat] there must be a path $d(1), \dots, d(r)$ from alternative b to alternative a that contains no defeat or a path $e(1), \dots, e(s)$ from alternative a to alternative b that contains no defeat. If there is a path $d(1), \dots, d(r)$ from alternative b to alternative a that contains no defeat then, according to (2.1.5), this path is stronger than the path $c(1), \dots, c(n)$ that contains a defeat; this is a contradiction to the presumption that the path $c(1), \dots, c(n)$ is the strongest path from alternative b to alternative a . If there is no path from alternative b to alternative a that contains no defeat, but a path $e(1), \dots, e(s)$ from alternative a to alternative b that contains no defeat then, according to (2.1.5), this path is stronger than the path $c(1), \dots, c(n)$ that contains a defeat; this is a contradiction to (4.13.1.1).} Especially, the link $c(n-1), c(n)$ is not a defeat. Therefore, we get

$$(4.13.1.6) \quad \forall i = 1, \dots, (n-1): N[c(i), c(i+1)] \geq N[c(i+1), c(i)].$$

Especially, we get

$$(4.13.1.7) \quad N[c(n-1), c(n)] \geq N[c(n), c(n-1)].$$

With (2.1.5) and (4.13.1.7), we get

$$(4.13.1.8) \quad (N[c(n-1), c(n)], N[c(n), c(n-1)]) \approx_D (N[c(n), c(n-1)], N[c(n-1), c(n)]).$$

With the above considerations, we can now show how the subset $\tilde{A} \subseteq A$ can be chosen.

Case #1: $k = 2$.

When $>_D$ satisfies (2.1.5), then the first version of 2-consistency, applied to the Schulze method, means that the Schulze method should satisfy the Condorcet criterion. However, it has already been proven in section 4.7 that the Schulze method satisfies the Condorcet criterion when $>_D$ satisfies (2.1.5).

Case #2: $3 \leq k < n$.

Here, we choose $\tilde{A} := \{c(1), \dots, c(k-2), c(n-1), c(n)\}$.

When the Schulze method is applied to \tilde{A} , then there is a path from $c(n-1)$ to $c(n)$ of at least $(N[c(n-1), c(n)], N[c(n), c(n-1)]) \approx_D (z_1, z_2)$ because, according to (4.13.1.4), already the link $c(n-1), c(n)$ is a path from $c(n-1)$ to $c(n)$ of this strength.

On the other side, there cannot be a path in \tilde{A} from $c(n)$ to $c(n-1)$ of more than $(N[c(n-1), c(n)], N[c(n), c(n-1)])$ because, according to (4.13.1.5), every link from $c(1), \dots, c(k-2)$ to $c(n-1)$ is weaker than (z_1, z_2) and, according to (4.13.1.8), the link $c(n), c(n-1)$ is not stronger than $(N[c(n-1), c(n)], N[c(n), c(n-1)])$.

Therefore, alternative $c(n)$ cannot disqualify alternative $c(n-1)$. So either alternative $c(n-1)$ is also a potential winner or, according to (4.1.14), alternative $c(n-1)$ must be disqualified by some other potential winner. In both cases, alternative $c(n)$ is not a unique winner.

Case #3: $k \geq n$.

Here, \tilde{A} consists of the alternatives $c(1), \dots, c(n)$ and $k-n$ additional alternatives from A .

As $\{c(1), \dots, c(n)\} \subseteq \tilde{A}$, there is a path in \tilde{A} from alternative $c(1)$ to alternative $c(n)$ of strength (z_1, z_2) . On the other side, we get, with (4.13.1.1), that there cannot be a path in \tilde{A} from alternative $c(n)$ to alternative $c(1)$ of more than (z_1, z_2) because, when alternatives are removed from A , then the strength of the strongest path from alternative $c(n)$ to alternative $c(1)$ can only decrease.

Therefore, alternative $c(n)$ cannot disqualify alternative $c(1)$. So either alternative $c(1)$ is also a potential winner or, according to (4.1.14), alternative $c(1)$ must be disqualified by some other potential winner. In both cases, alternative $c(n)$ is not a unique winner. \square

4.13.2. Formulation #2

Definition:

Suppose $k \in \mathbb{N}$ with $k \geq 2$. An election method satisfies the second version of k -consistency if the following holds:

Suppose $C \geq k$ is the number of alternatives in A . Suppose alternative $a \in A$ is a potential winner whenever this election method is applied to some subset $\tilde{A} \subseteq A$ with $|\tilde{A}| = k$ and $a \in \tilde{A}$. Then alternative a is also a potential winner when this election method is applied to A .

Claim:

If $>_D$ satisfies (2.1.4) and (2.1.5), then the Schulze method, as defined in section 2.2, satisfies the second version of k -consistency for every $k \in \mathbb{N}$ with $k \geq 2$.

Proof (overview):

We will show how, when alternative $a \in A$ is not a potential winner (when this election method is applied to A), we can create, for every $k \in \mathbb{N}$ with $2 \leq k \leq C$, a subset $\tilde{A} \subseteq A$ with $|\tilde{A}| = k$ and $a \in \tilde{A}$ such that, when the Schulze method is applied to \tilde{A} , alternative a is not a potential winner.

Proof (details):

Suppose alternative $a \in A$ is not a potential winner when the Schulze method is applied to A . Then there must be an alternative $b \in A \setminus \{a\}$ with

$$(4.13.2.1) \quad P_D[b, a] >_D P_D[a, b].$$

We set

$$(4.13.2.2) \quad (z_1, z_2) := P_D[b, a]$$

to stress that this value is constant for the rest of this proof.

Suppose $c(1), \dots, c(n)$ is the strongest path from alternative $b \equiv c(1)$ to alternative $a \equiv c(n)$. Then we get

$$(4.13.2.3) \quad \forall i = 1, \dots, (n-1): (N[c(i), c(i+1)], N[c(i+1), c(i)]) \approx_D (z_1, z_2).$$

Especially, we get

$$(4.13.2.4) \quad (N[c(n-1), c(n)], N[c(n), c(n-1)]) \approx_D (z_1, z_2).$$

With the same arguments as for (4.13.1.5), we get

$$(4.13.2.5) \quad \forall i, j \in \{1, \dots, n\} \text{ with } j - i \geq 2: (N[c(i), c(j)], N[c(j), c(i)]) <_D (z_1, z_2).$$

With (2.1.4) and (2.1.5), we get that every path that contains no defeat or tie is always stronger than every path that contains a defeat or tie.

It is easy to prove that the path $c(1), \dots, c(n)$ contains no defeat or tie. Therefore, we get

$$(4.13.2.6) \quad \forall i = 1, \dots, (n-1): N[c(i), c(i+1)] > N[c(i+1), c(i)].$$

Especially, we get

$$(4.13.2.7) \quad N[c(n-1), c(n)] > N[c(n), c(n-1)].$$

With (2.1.5) and (4.13.2.7), we get

$$(4.13.2.8) \quad (N[c(n-1), c(n)], N[c(n), c(n-1)]) \succ_D (N[c(n), c(n-1)], N[c(n-1), c(n)]).$$

Proof for (4.13.2.6):

It has already been shown in the proof in section 4.13.1 that, when \succ_D satisfies (2.1.5), then the path $c(1), \dots, c(n)$ contains no defeat. So it remains to be proven that the path $c(1), \dots, c(n)$ contains no tie.

To prove that the path $c(1), \dots, c(n)$ contains no tie, we presume that (2.1.4), (2.1.5), and (4.13.2.1) are satisfied and that the path $c(1), \dots, c(n)$ contains a tie and then we will show that this leads to a contradiction.

(2.1.4) says that all ties have equivalent strengths. (2.1.5) says that every win is stronger than every tie. So when the path $c(1), \dots, c(n)$ contains no defeat, but at least one tie then, without loss of generality, we can set

$$(4.13.2.9) \quad P_D[b, a] \approx_D (1, 1).$$

To get to a contradiction, it is sufficient to consider the link ab .

Case #A: If the link ab is a win (i.e. $N[a, b] > N[b, a]$) or a tie (i.e. $N[a, b] = N[b, a]$), then this link is already a path from alternative a to alternative b that contains no defeat. Therefore, with (2.1.4), (2.1.5), and (4.13.2.9), we get $P_D[a, b] \approx_D (N[a, b], N[b, a]) \approx_D (1, 1) \approx_D P_D[b, a]$. But this is a contradiction to (4.13.2.1).

Case #B: If the link ab is a defeat (i.e. $N[a, b] < N[b, a]$), then the link ba is a path from alternative b to alternative a that contains no defeat or tie. But then, according to (2.1.5), the link ba is stronger than the path $c(1), \dots, c(n)$ that contains a tie. But this is a contradiction to the presumption that the path $c(1), \dots, c(n)$ is the strongest path from alternative b to alternative a .

With the above considerations, we can now show how the subset $\tilde{A} \subseteq A$ can be chosen.

Case #1: $k = 2$.

When \succ_D satisfies (2.1.4) and (2.1.5), then the second version of 2-consistency, applied to the Schulze method, means that the Schulze method should satisfy the desideratum that a weak Condorcet winner is always a potential winner. However, it has already been proven in section 4.11 that the Schulze method satisfies this desideratum when \succ_D satisfies (2.1.4) and (2.1.5).

Case #2: $3 \leq k < n$.

Here, we choose $\tilde{A} := \{c(1), \dots, c(k-2), c(n-1), c(n)\}$.

When the Schulze method is applied to \tilde{A} , then there is a path from $c(n-1)$ to $c(n)$ of at least $(N[c(n-1), c(n)], N[c(n), c(n-1)]) \succsim_D (z_1, z_2)$ because, according to (4.13.2.4), already the link $c(n-1), c(n)$ is a path from $c(n-1)$ to $c(n)$ of this strength.

On the other side, there cannot be a path in \tilde{A} from $c(n)$ to $c(n-1)$ of at least $(N[c(n-1), c(n)], N[c(n), c(n-1)])$ because, according to (4.13.2.5), every link from $c(1), \dots, c(k-2)$ to $c(n-1)$ is weaker than (z_1, z_2) and, according to (4.13.2.8), the link $c(n), c(n-1)$ is weaker than $(N[c(n-1), c(n)], N[c(n), c(n-1)])$.

Therefore, alternative $c(n-1)$ disqualifies alternative $c(n)$, so that alternative $c(n)$ is not a potential winner.

Case #3: $k \geq n$.

Here, \tilde{A} consists of the alternatives $c(1), \dots, c(n)$ and $k-n$ additional alternatives from A .

As $\{c(1), \dots, c(n)\} \subseteq \tilde{A}$, there is a path in \tilde{A} from alternative $c(1)$ to alternative $c(n)$ of strength (z_1, z_2) . On the other side, we get, with (4.13.2.1), that there cannot be a path in \tilde{A} from alternative $c(n)$ to alternative $c(1)$ of at least (z_1, z_2) because, when alternatives are removed from A , then the strength of the strongest path from alternative $c(n)$ to alternative $c(1)$ can only decrease.

Therefore, alternative $c(1)$ disqualifies alternative $c(n)$, so that alternative $c(n)$ is not a potential winner. \square

4.13.3. Formulation #3

Definition:

Suppose $k \in \mathbb{N}$ with $k \geq 2$. An election method satisfies the third version of k -consistency if the following holds:

Suppose $C \geq k$ is the number of alternatives in A . Suppose $S|_{\tilde{A}}$ is the set of potential winners when this election method is applied to $\emptyset \neq \tilde{A} \subseteq A$. Suppose $\emptyset \neq B \subsetneq A$. Suppose $S|_{\tilde{A}} \subseteq B$ whenever this election method is applied to some subset $\tilde{A} \subseteq A$ with $|\tilde{A}| = k$ and $B \cap \tilde{A} \neq \emptyset$. Then we must also get $S|_A \subseteq B$. In short:

$$\forall \emptyset \neq B \subsetneq A: ((\forall \tilde{A} \subseteq A \text{ with } |\tilde{A}| = k \text{ and } B \cap \tilde{A} \neq \emptyset: S|_{\tilde{A}} \subseteq B) \Rightarrow (S|_A \subseteq B)).$$

Claim:

If $>_D$ satisfies (2.1.5), then the Schulze method, as defined in section 2.2, satisfies the third version of k -consistency for every $k \in \mathbb{N}$ with $k \geq 2$.

Proof (overview):

We will show how, when $S|_A \not\subseteq B$, we can create, for every $k \in \mathbb{N}$ with $2 \leq k \leq C$, a subset $\tilde{A} \subseteq A$ with $|\tilde{A}| = k$ and $B \cap \tilde{A} \neq \emptyset$ such that, when the Schulze method is applied to \tilde{A} , we get $S|_{\tilde{A}} \subseteq B$.

Proof (details):

Suppose $r := |B|$ is the number of alternatives in B . With $\emptyset \neq B \subsetneq A$, we get: $0 < r < C$.

Suppose $S|_A \not\subseteq B$. Then there must be an alternative $b \in A$ with $b \in S|_A$ and $b \notin B$. With $b \in S|_A$ we get

$$(4.13.3.1) \quad \forall a \in A \setminus \{b\}: P_D[b, a] \gtrsim_D P_D[a, b].$$

Case #1: $k = 2$.

When $>_D$ satisfies (2.1.5), then the third version of 2-consistency, applied to the Schulze method, means that the Schulze method should satisfy the Smith criterion. However, it has already been proven in section 4.7 that the Schulze method satisfies the Smith criterion when $>_D$ satisfies (2.1.5).

Case #2: $k > C - r$.

In section 4.12, we have proven that, when alternative $b \in A$ is a potential winner, then there is a linear order $d(1), \dots, d(C-1)$ of the alternatives in $A \setminus \{b\}$, such that, when the Schulze method is applied to $A \setminus \{d(1), \dots, d(C-k)\}$, then alternative b is still a potential winner.

As $k > C - r$, every set $\tilde{A} \subseteq A$ with $|\tilde{A}| = k$ contains at least $k + r - C \geq 1$ alternatives of B . Therefore, we get $B \cap \tilde{A} \neq \emptyset$ for every set $\tilde{A} \subseteq A$ with $|\tilde{A}| = k$. Therefore, we can choose $\tilde{A} := A \setminus \{d(1), \dots, d(C-k)\}$.

Case #3: $3 \leq k \leq C - r$.

We take some $b \in A$ with $b \in S|_A$ and $b \notin B$. We sort the alternatives $\{a(1), \dots, a(C-1)\}$ in $A \setminus \{b\}$ such that

$$\forall i, j \in \mathbb{N} \text{ with } 1 \leq i < C \text{ and } 1 \leq j < C: (\text{pred}[b, a(j)] = a(i) \Rightarrow i < j).$$

Suppose $y \in \mathbb{N}$ with $1 \leq y < C$ is the smallest number with $a(y) \in B$. Then we get $a(x) \notin B$ for all $x \in \mathbb{N}$ with $1 \leq x < y$. Furthermore, when $d(1), \dots, d(m)$ is the strongest path from alternative $b \equiv d(1)$ to alternative $a(y) \equiv d(m)$ then, with the definition for $\text{pred}[i, j]$ and with the definition for the order of $\{a(1), \dots, a(C-1)\}$, we get $\{d(1), \dots, d(m-1)\} \subseteq \{b, a(1), \dots, a(y-1)\} \subseteq A \setminus B$.

We set

$$(4.13.3.2) \quad (z_1, z_2) := P_D[b, a(y)]$$

to stress that this value is constant for the rest of this proof.

We now shorten the path $d(1), \dots, d(m)$ by removing possible short cuts. So when there is a link $d(i), d(j)$ with $(N[d(i), d(j)], N[d(j), d(i)]) \approx_D (z_1, z_2)$ and $j - i \geq 2$, we remove the alternatives $d(i+1), \dots, d(j-1)$ from this path. We continue removing possible short cuts, until the resulting path contains no short cuts anymore. The resulting path will be called $c(1), \dots, c(n)$.

We get $c(i) \notin B$ for all $i \in \mathbb{N}$ with $1 \leq i < n$, because we have already established $d(i) \notin B$ for all $i \in \mathbb{N}$ with $1 \leq i < m$ and because, when we shortened the path $d(1), \dots, d(m)$, we only removed and didn't add alternatives.

With the same arguments as for (4.13.1.3) – (4.13.1.8), we get (4.13.3.3) – (4.13.3.8):

$$(4.13.3.3) \quad \forall i = 1, \dots, (n-1): (N[c(i), c(i+1)], N[c(i+1), c(i)]) \approx_D (z_1, z_2).$$

$$(4.13.3.4) \quad (N[c(n-1), c(n)], N[c(n), c(n-1)]) \approx_D (z_1, z_2).$$

$$(4.13.3.5) \quad \forall i, j \in \{1, \dots, n\} \text{ with } j - i \geq 2: (N[c(i), c(j)], N[c(j), c(i)]) <_D (z_1, z_2).$$

$$(4.13.3.6) \quad \forall i = 1, \dots, (n-1): N[c(i), c(i+1)] \geq N[c(i+1), c(i)].$$

$$(4.13.3.7) \quad N[c(n-1), c(n)] \geq N[c(n), c(n-1)].$$

$$(4.13.3.8) \quad (N[c(n-1), c(n)], N[c(n), c(n-1)]) \succeq_D (N[c(n), c(n-1)], N[c(n-1), c(n)]).$$

With the above considerations, we can now show how the subset $\tilde{A} \subseteq A$ can be chosen.

Case #3a: $3 \leq k < n$.

Here, we choose $\tilde{A} := \{c(1), \dots, c(k-2), c(n-1), c(n)\}$.

When the Schulze method is applied to \tilde{A} , then there is a path from $c(n-1)$ to $c(n)$ of at least $(N[c(n-1), c(n)], N[c(n), c(n-1)]) \succeq_D (z_1, z_2)$ because, according to (4.13.3.4), already the link $c(n-1), c(n)$ is a path from $c(n-1)$ to $c(n)$ of this strength.

On the other side, there cannot be a path in \tilde{A} from $c(n)$ to $c(n-1)$ of more than $(N[c(n-1), c(n)], N[c(n), c(n-1)])$ because, according to (4.13.3.5), every link from $c(1), \dots, c(k-2)$ to $c(n-1)$ is weaker than (z_1, z_2) and, according to (4.13.3.8), the link $c(n), c(n-1)$ is not stronger than $(N[c(n-1), c(n)], N[c(n), c(n-1)])$.

Therefore, alternative $c(n)$ cannot disqualify alternative $c(n-1)$. So either alternative $c(n-1)$ is also a potential winner or, according to (4.1.14), alternative $c(n-1)$ must be disqualified by some other potential winner in \tilde{A} . As $c(i) \notin B$ for all $i \in \mathbb{N}$ with $1 \leq i < n$, this potential winner comes from outside B .

Case #3b: $n \leq k \leq C - r$.

Here, \tilde{A} consists of the alternatives $c(1), \dots, c(n)$ and $k-n$ additional alternatives from $A \setminus B$.

As $\{c(1), \dots, c(n)\} \subseteq \tilde{A}$, there is a path in \tilde{A} from alternative $c(1)$ to alternative $c(n)$ of strength (z_1, z_2) . On the other side, we get, with (4.13.3.1), that there cannot be a path in \tilde{A} from alternative $c(n)$ to alternative $c(1)$ of more than (z_1, z_2) because, when alternatives are removed from A , then the strength of the strongest path from alternative $c(n)$ to alternative $c(1)$ can only decrease.

Therefore, alternative $c(n)$ cannot disqualify alternative $c(1)$. So either alternative $c(1)$ is also a potential winner or, according to (4.1.14), alternative $c(1)$ must be disqualified by some other potential winner in \tilde{A} . As $e \notin B$ for all $e \in \tilde{A} \setminus \{c(n)\}$, this potential winner comes from outside B . \square

4.13.4. Formulation #4

Definition:

Suppose $k \in \mathbb{N}$ with $k \geq 2$. An election method satisfies the fourth version of *k-consistency* if the following holds:

Suppose $C \geq k$ is the number of alternatives in A . Suppose alternative $a \in A$ is not a unique winner whenever this election method is applied to some subset $\tilde{A} \subseteq A$ with $|\tilde{A}| = k$ and $a \in \tilde{A}$. Then alternative a is also not a unique winner when this election method is applied to A .

Claim:

The Schulze method, as defined in section 2.2, satisfies the fourth version of *k-consistency* for every $k \in \mathbb{N}$ with $k \geq 2$.

Remark:

Presumptions (2.1.4) and (2.1.5) are not needed in the following proof. However, only when \succ_D satisfies (2.1.4) and (2.1.5), the fourth version of *k-consistency* with $k = 2$ is identical to the desideratum that a weak Condorcet loser should not be a unique winner.

Proof (overview):

We will show how, when alternative $a \in A$ is a unique winner (when this election method is applied to A), we can create, for every $k \in \mathbb{N}$ with $2 \leq k \leq C$, a subset $\tilde{A} \subseteq A$ with $|\tilde{A}| = k$ and $a \in \tilde{A}$ such that, when the Schulze method is applied to \tilde{A} , alternative a is a unique winner.

Proof (details):

In section 4.12, we have proven that, when alternative $a \in A$ is a unique winner, then there is a linear order $d(1), \dots, d(C-1)$ of the alternatives in $A \setminus \{a\}$ such that, for every $i \in \{1, \dots, (C-1)\}$, alternative a is still a unique winner when the Schulze method is applied to $A \setminus \{d(1), \dots, d(i)\}$.

Therefore, for $k \in \mathbb{N}$ with $2 \leq k \leq C$, we can simply choose $\tilde{A} := A \setminus \{d(1), \dots, d(C-k)\}$. □

4.13.5. Formulation #5

Definition:

Suppose $k \in \mathbb{N}$ with $k \geq 2$. An election method satisfies the fifth version of *k-consistency* if the following holds:

Suppose $C \geq k$ is the number of alternatives in A . Suppose alternative $a \in A$ is not a potential winner whenever this election method is applied to some subset $\tilde{A} \subseteq A$ with $|\tilde{A}| = k$ and $a \in \tilde{A}$. Then alternative a is also not a potential winner when this election method is applied to A .

Claim:

The Schulze method, as defined in section 2.2, satisfies the fifth version of *k-consistency* for every $k \in \mathbb{N}$ with $k \geq 2$.

Remark:

Presumption (2.1.5) is not needed in the following proof. However, only when \succ_D satisfies (2.1.5), the fifth version of *k-consistency* with $k = 2$ is identical to the Condorcet loser criterion.

Proof (overview):

We will show how, when alternative $a \in A$ is a potential winner (when this election method is applied to A), we can create, for every $k \in \mathbb{N}$ with $2 \leq k \leq C$, a subset $\tilde{A} \subseteq A$ with $|\tilde{A}| = k$ and $a \in \tilde{A}$ such that, when the Schulze method is applied to \tilde{A} , alternative a is a potential winner.

Proof (details):

In section 4.12, we have proven that, when alternative $a \in A$ is a potential winner, then there is a linear order $d(1), \dots, d(C-1)$ of the alternatives in $A \setminus \{a\}$ such that, for every $i \in \{1, \dots, (C-1)\}$, alternative a is still a potential winner when the Schulze method is applied to $A \setminus \{d(1), \dots, d(i)\}$.

Therefore, for $k \in \mathbb{N}$ with $2 \leq k \leq C$, we can simply choose $\tilde{A} := A \setminus \{d(1), \dots, d(C-k)\}$. \square

4.14. Decreasing Sequential Independence

Decreasing sequential independence says that, when alternative $a \in A$ is not a winner, then there must be an alternative $d \in A \setminus \{a\}$ such that, when the used election method is applied to $A \setminus \{d\}$, then alternative a is still not a winner.

The name for this criterion comes from the fact that — when the used election method satisfies this criterion and when alternative $a \in A$ is not a winner and alternative $d(1) \in A \setminus \{a\}$ is an alternative such that, when the used election method is applied to $A \setminus \{d(1)\}$, then alternative a is still not a winner — the same criterion can then be applied to $A \setminus \{d(1)\}$ to identify an alternative $d(2) \in A \setminus \{a, d(1)\}$ such that, when the used election method is applied to $A \setminus \{d(1), d(2)\}$, then alternative a is still not a winner. When we continue applying this criterion, we get a linear order $d(1), \dots, d(C-1)$ of the alternatives in $A \setminus \{a\}$ such that, for every $i \in \{1, \dots, (C-1)\}$, alternative a is still not a winner when the used election method is applied to $A \setminus \{d(1), \dots, d(i)\}$.

Increasing sequential independence and decreasing sequential independence address opposite problems. On the one side, *increasing sequential independence* says that it should not be possible that alternatives $\emptyset \neq \{d(1), \dots, d(i)\} \subsetneq A$ harm each other in such a manner that the final winner comes from outside of $\{d(1), \dots, d(i)\}$. On the other side, *decreasing sequential independence* says that, when no proper subset of $\{d(1), \dots, d(i)\}$ can disqualify every alternative outside of $\{d(1), \dots, d(i)\}$, then the alternatives $\{d(1), \dots, d(i)\}$ should not help each other in such a manner that $\{d(1), \dots, d(i)\}$ together disqualify every alternative outside of $\{d(1), \dots, d(i)\}$.

The fact that the Schulze method satisfies decreasing sequential independence follows directly from the fact that the Schulze method satisfies the first and the second version of k -consistency for every $k \in \mathbb{N}$ with $2 \leq k \leq C$ (sections 4.13.1 and 4.13.2).

Definition #1:

An election method satisfies the first version of *decreasing sequential independence* if the following holds:

Suppose there are at least $C \geq 3$ alternatives. Suppose alternative $a \in A$ is not a unique winner when this election method is applied to A . Then there must be a (not necessarily unique) alternative $d \in A \setminus \{a\}$ such that, when this election method is applied to $A \setminus \{d\}$, then alternative a is still not a unique winner.

Claim #1:

If $>_D$ satisfies (2.1.5), then the Schulze method, as defined in section 2.2, satisfies the first version of decreasing sequential independence.

Proof of claim #1:

Suppose alternative $a \in A$ is not a unique winner when this election method is applied to A . In section 4.13.1, we have shown that, when alternative $a \in A$ is not a unique winner (when this election method is applied to A), we can create, for every $k \in \mathbb{N}$ with $2 \leq k \leq C$, a subset $\tilde{A} \subseteq A$ with $|\tilde{A}| = k$ and $a \in \tilde{A}$ such that, when the Schulze method is applied to \tilde{A} , alternative a is still not a unique winner. When we choose $k = C-1$, we get the first version of decreasing sequential independence. \square

Definition #2:

An election method satisfies the second version of *decreasing sequential independence* if the following holds:

Suppose there are at least $C \geq 3$ alternatives. Suppose alternative $a \in A$ is not a potential winner when this election method is applied to A . Then there must be a (not necessarily unique) alternative $d \in A \setminus \{a\}$ such that, when this election method is applied to $A \setminus \{d\}$, then alternative a is still not a potential winner.

Claim #2:

If $>_D$ satisfies (2.1.4) and (2.1.5), then the Schulze method, as defined in section 2.2, satisfies the second version of decreasing sequential independence.

Proof of claim #2:

Suppose alternative $a \in A$ is not a potential winner when this election method is applied to A . In section 4.13.2, we have shown that, when alternative $a \in A$ is not a potential winner (when this election method is applied to A), we can create, for every $k \in \mathbb{N}$ with $2 \leq k \leq C$, a subset $\tilde{A} \subseteq A$ with $|\tilde{A}| = k$ and $a \in \tilde{A}$ such that, when the Schulze method is applied to \tilde{A} , alternative a is still not a potential winner. When we choose $k = C-1$, we get the second version of decreasing sequential independence. \square

4.15. Weak Independence from Pareto-Dominated Alternatives

Suppose an alternative j is added such that:

$$(3.8.1) \quad \exists i \in A^{\text{old}} \forall v \in V: i \succ_v^{\text{new}} j.$$

$$(3.8.2) \quad \forall g, h \in A^{\text{old}} \forall v \in V: g \succ_v^{\text{old}} h \Leftrightarrow g \succ_v^{\text{new}} h.$$

Then *independence from Pareto-dominated alternatives* (IPDA) says that we must get:

$$(3.8.3) \quad \forall g, h \in A^{\text{old}}: gh \in \mathcal{O}^{\text{old}} \Leftrightarrow gh \in \mathcal{O}^{\text{new}}.$$

$$(3.8.4) \quad \forall g \in A^{\text{old}}: g \in \mathcal{S}^{\text{old}} \Leftrightarrow g \in \mathcal{S}^{\text{new}}.$$

In example 8 (section 3.8) and example 9 (section 3.9), we have seen that the Schulze method violates IPDA. In example 8, the winner is changed from alternative $a \in A^{\text{old}}$ to alternative $b \in A^{\text{old}} \setminus \{a\}$ by adding an alternative e with

$$(4.15.1) \quad \exists d \in A^{\text{old}} \setminus \{a, b\} \forall v \in V: d \succ_v^{\text{new}} e.$$

In example 9, the winner is changed from alternative $a \in A^{\text{old}}$ to alternative $b \in A^{\text{old}} \setminus \{a\}$ by adding an alternative e with

$$(4.15.2) \quad \forall v \in V: a \succ_v^{\text{new}} e.$$

It has already been mentioned in section 4.8 that IPDA and (4.8.5) are incompatible. In example 8(old), we have $\mathcal{B}_D^{\text{old}} = \{a, c, d\}$. In example 8(new), we have $\mathcal{B}_D^{\text{new}} = \{b\}$. Therefore, $\mathcal{B}_D^{\text{old}} \cap \mathcal{B}_D^{\text{new}} = \emptyset$. So (4.8.5) says that the winner must change. In example 9(old), we have $\mathcal{B}_D^{\text{old}} = \{a, c, d\}$. In example 9(new), we have $\mathcal{B}_D^{\text{new}} = \{b\}$ so that, again, (4.8.5) says that the winner must change.

So we cannot exclude that the winner is changed from alternative $a \in A^{\text{old}}$ to alternative $b \in A^{\text{old}} \setminus \{a\}$ by adding an alternative e with (4.15.1) or (4.15.2). But we will prove that the winner cannot be changed by adding an alternative e with

$$(4.15.3) \quad \forall v \in V: b \succ_v^{\text{new}} e.$$

Definition:

An election method satisfies *weak independence from Pareto-dominated alternatives* (wIPDA) if the following holds:

Suppose $b \notin \mathcal{S}^{\text{old}}$.

Suppose an alternative e is added with (3.8.2) and

$$(4.15.4) \quad \forall v \in V: b \succ_v^{\text{new}} e.$$

Then we get: $b \notin \mathcal{S}^{\text{new}}$.

Claim:

If \succ_D satisfies (2.1.1), then the Schulze method, as defined in section 2.2, satisfies *weak independence from Pareto-dominated alternatives*.

Proof:

Suppose $b \notin S^{\text{old}}$. Then, there was an alternative $a \in A^{\text{old}} \setminus \{b\}$ with $ab \in O^{\text{old}}$. With $ab \in O^{\text{old}}$, we get

$$(4.15.5) \quad P_D^{\text{old}}[a,b] \succ_D P_D^{\text{old}}[b,a].$$

Suppose an alternative e is added with (3.8.2) and (4.15.4).

Suppose $c(1), \dots, c(n)$ was the strongest path from alternative a to alternative b in A^{old} . Then $c(1), \dots, c(n)$ is still a path from alternative a to alternative b in A^{new} of the same strength. Therefore, we get

$$(4.15.6) \quad P_D^{\text{new}}[a,b] \succeq_D P_D^{\text{old}}[a,b].$$

Suppose $d(1), \dots, d(m)$ is the strongest path from alternative b to alternative a in A^{new} .

Case I: Suppose $d(1), \dots, d(m)$ does not contain alternative e . Then $d(1), \dots, d(m)$ was a path from alternative b to alternative a in A^{old} with the same strength. Therefore, we get: $P_D^{\text{old}}[b,a] \succeq_D P_D^{\text{new}}[b,a]$.

Case II: Suppose $d(1), \dots, d(m)$ contains alternative e . Suppose $d(s)$ is the last occurrence of alternative e in the path $d(1), \dots, d(m)$. With (2.1.1), (4.15.4), and $d(s) \equiv e$, we get: $(N[b, d(s+1)], N[d(s+1), b]) \succeq_D (N[d(s), d(s+1)], N[d(s+1), d(s)])$. So $b, d(s+1), \dots, d(m)$ was a path from alternative b to alternative a in A^{old} of at least the same strength as $d(1), \dots, d(m)$. Therefore, we get: $P_D^{\text{old}}[b,a] \succeq_D P_D^{\text{new}}[b,a]$.

So, with Case I and Case II, we get

$$(4.15.7) \quad P_D^{\text{old}}[b,a] \succeq_D P_D^{\text{new}}[b,a].$$

With (4.15.6), (4.15.5), and (4.15.7), we get

$$(4.15.8) \quad P_D^{\text{new}}[a,b] \succeq_D P_D^{\text{old}}[a,b] \succ_D P_D^{\text{old}}[b,a] \succeq_D P_D^{\text{new}}[b,a].$$

With (4.15.8), we get $ab \in O^{\text{new}}$ and, therefore, $b \notin S^{\text{new}}$. □

5. Tie-Breaking

It can happen that the weakest link in the strongest path from alternative a to alternative b and the weakest link in the strongest path from alternative b to alternative a are the same link, say cd . In this case, the Schulze method is indifferent between alternative a and alternative b , i.e. $ab \notin O$ and $ba \notin O$. See sections 3.5, 3.11, 3.12, and 4.2.

In this section, we recommend that, to resolve this indifference, the link cd should be declared *forbidden* and the strongest paths from alternative a to alternative b and from alternative b to alternative a , that don't contain *forbidden* links, should be calculated. Either this indifference is now resolved or, again, the weakest link in the strongest path from alternative a to alternative b and the weakest link in the strongest path from alternative b to alternative a are the same link, say ef . In the latter case, the link ef is declared *forbidden* and the strongest paths that don't contain *forbidden* links are calculated. This procedure is repeated until this indifference is resolved.

The resulting Schulze relation will be called O_{final} . The resulting set of potential winners will be called S_{final} . The precise definitions for O_{final} and S_{final} will be given in (5.1.2) and (5.1.3).

In example 5 (section 3.5), the link cd is the weakest link in the strongest path from alternative a to alternative b and the weakest link in the strongest path from alternative b to alternative a . Therefore, the link cd is declared *forbidden*. The strongest path from alternative a to alternative b , that doesn't contain *forbidden* links, is $a,(33,30),b$. The strongest path from alternative b to alternative a , that doesn't contain *forbidden* links, is $b,(30,33),a$. Therefore, we get $ab \in O_{final}$.

5.1. Calculating a Complete Ranking Using a Tie-Breaking Ranking of the Links

Suppose $\mathcal{LO}_{A \times A}$ is the set of linear orders on $A \times A$. Then a *Tie-Breaking Ranking of the Links* (TBRL) is a linear order $\sigma \in \mathcal{LO}_{A \times A}$ with the following property:

$$(5.1.1) \quad (N[i,j], N[j,i]) >_D (N[m,n], N[n,m]) \Rightarrow ij >_{\sigma} mn.$$

Suppose $\sigma \in \mathcal{LO}_{A \times A}$ is a linear order on $A \times A$ with property (5.1.1). Then we calculate $O_{final}(\sigma)$ and $S_{final}(\sigma)$ as described in stages 1–4:

Stage 1 (initialization):

```

1 | for  $i := 1$  to  $C$ 
2 |   begin
3 |     for  $j := 1$  to  $C$ 
4 |       begin
5 |         if ( $i \neq j$ ) then
6 |           begin
7 |              $P_{\sigma}[i,j] := ij$ 
8 |           end
9 |       end
10 |   end
```


Stage 2 (calculation of the strengths of the strongest paths):

```

11 | for  $i := 1$  to  $C$ 
12 |   begin
13 |     for  $j := 1$  to  $C$ 
14 |       begin
15 |         if (  $i \neq j$  ) then
16 |           begin
17 |             for  $k := 1$  to  $C$ 
18 |               begin
19 |                 if (  $i \neq k$  ) then
20 |                   begin
21 |                     if (  $j \neq k$  ) then
22 |                       begin
23 |                         if (  $P_{\sigma}[j,k] <_{\sigma} \min_{\sigma} \{ P_{\sigma}[j,i], P_{\sigma}[i,k] \}$  ) then
24 |                           begin
25 |                              $P_{\sigma}[j,k] := \min_{\sigma} \{ P_{\sigma}[j,i], P_{\sigma}[i,k] \}$ 
26 |                           end
27 |                         end
28 |                       end
29 |                     end
30 |                   end
31 |                 end
32 |               end

```

Stage 3 (calculation of the binary relation O and the set of potential winners):

```

33 |  $O_{final}(\sigma) := \emptyset$ 
34 |  $S_{final}(\sigma) := A$ 
35 | for  $i := 1$  to  $C$ 
36 |   begin
37 |     for  $j := 1$  to  $C$ 
38 |       begin
39 |         if (  $i \neq j$  ) then
40 |           begin
41 |             if (  $P_{\sigma}[j,i] >_{\sigma} P_{\sigma}[i,j]$  ) then
42 |               begin
43 |                  $O_{final}(\sigma) := O_{final}(\sigma) + \{ji\}$ 
44 |                  $S_{final}(\sigma) := S_{final}(\sigma) \setminus \{i\}$ 
45 |               end
46 |             end
47 |           end
48 |         end

```

Stage 4 (tie-breaking):

```

49   $xy := \min_{\sigma} \{ ij \mid ij \in \{1, \dots, C\}, i \neq j \}$ 
50  for  $m := 1$  to  $C-1$ 
51  begin
52    for  $n := m+1$  to  $C$ 
53    begin
54      if (  $P_{\sigma}[m,n] \approx_{\sigma} P_{\sigma}[n,m]$  ) then
55        begin
56          for  $i := 1$  to  $C$ 
57          begin
58            for  $j := 1$  to  $C$ 
59            begin
60              if (  $i \neq j$  ) then
61                begin
62                   $forbidden[i,j] := false$ 
63                   $Q_{\sigma}[i,j] := P_{\sigma}[i,j]$ 
64                end
65              end
66            end
67             $bool1 := false$ 
68            while (  $bool1 = false$  )
69            begin
70              for  $i := 1$  to  $C$ 
71              begin
72                for  $j := 1$  to  $C$ 
73                begin
74                  if (  $i \neq j$  ) then
75                    begin
76                      if (  $Q_{\sigma}[m,n] \approx_{\sigma} ij$  ) then
77                        begin
78                           $forbidden[i,j] := true$ 
79                        end
79                      end
80                    end
81                  end
82                end
83              for  $i := 1$  to  $C$ 
84              begin
85                for  $j := 1$  to  $C$ 
86                begin
87                  if (  $i \neq j$  ) then
88                    begin
89                      if (  $forbidden[i,j] = true$  ) then
90                        begin
91                           $Q_{\sigma}[i,j] := xy$ 
92                        end
93                      else
94                        begin
95                           $Q_{\sigma}[i,j] := ij$ 
96                        end
97                      end
98                    end
99                  end

```

```

100   for  $i : = 1$  to  $C$ 
101   begin
102       for  $j : = 1$  to  $C$ 
103       begin
104           if (  $i \neq j$  ) then
105           begin
106               for  $k : = 1$  to  $C$ 
107               begin
108                   if (  $i \neq k$  ) then
109                   begin
110                       if (  $j \neq k$  ) then
111                       begin
112                           if (  $Q_\sigma[j,k] <_\sigma \min_\sigma \{ Q_\sigma[j,i], Q_\sigma[i,k] \}$  ) then
113                           begin
114                                $Q_\sigma[j,k] := \min_\sigma \{ Q_\sigma[j,i], Q_\sigma[i,k] \}$ 
115                           end
116                       end
117                   end
118               end
119           end
120       end
121   end
122   if (  $Q_\sigma[m,n] >_\sigma Q_\sigma[n,m]$  ) then
123   begin
124        $O_{final}(\sigma) := O_{final}(\sigma) + \{mn\}$ 
125        $S_{final}(\sigma) := S_{final}(\sigma) \setminus \{n\}$ 
126        $bool1 := true$ 
127   end
128   else
129   if (  $Q_\sigma[m,n] <_\sigma Q_\sigma[n,m]$  ) then
130   begin
131        $O_{final}(\sigma) := O_{final}(\sigma) + \{nm\}$ 
132        $S_{final}(\sigma) := S_{final}(\sigma) \setminus \{m\}$ 
133        $bool1 := true$ 
134   end
135   end
136   end
137   end
138   end

```

For each pair of alternatives $m, n \in A$, we check whether $P_\sigma[m, n] \approx_\sigma P_\sigma[n, m]$ (lines 50–55). In this case, the link ij with $P_\sigma[m, n] \approx_\sigma ij$ is declared *forbidden* (lines 70–82) and the strongest paths, that don’t contain *forbidden* links, are calculated (lines 83–121). This procedure is repeated (lines 67–68) until this indifference is resolved (lines 122–134).

We define

$$(5.1.2) \quad O_{final} := \cap \{ O_{final}(\sigma) \mid \sigma \in \mathcal{LO}_{A \times A} \text{ with (5.1.1) } \}.$$

$$(5.1.3) \quad S_{final} := \cup \{ S_{final}(\sigma) \mid \sigma \in \mathcal{LO}_{A \times A} \text{ with (5.1.1) } \}.$$

5.2. Calculating a Tie-Breaking Ranking of the Candidates and a Tie-Breaking Ranking of the Links

The Schulze relation \mathcal{O} , as defined in (2.2.1), is only a strict partial order. However, sometimes, a linear order is needed. In this section, we will show how the Schulze relation \mathcal{O} can be completed to a linear order without having to sacrifice any of the desired criteria.

Step 1:

A *Tie-Breaking Ranking of the Links* (TBRL), a linear order $>_{\sigma}$ on $A \times A$, and a *Tie-Breaking Ranking of the Candidates* (TBRC), a linear order $>_{\mu}$ on A , are calculated as follows:

a) We start with:

- $\forall (i,j),(m,n) \in A \times A: (N[i,j],N[j,i]) >_D (N[m,n],N[n,m]) \Rightarrow ij >_{\sigma} mn.$
- $\forall (i,j),(m,n) \in A \times A: (N[i,j],N[j,i]) \approx_D (N[m,n],N[n,m]) \Rightarrow ij \approx_{\sigma} mn.$
- $\forall i,j \in A: i \approx_{\mu} j.$

b) Pick a random ballot $v \in V$ and use its rankings. That means:

- $\forall (i,j),(m,n) \in A \times A$: If $ij \approx_{\sigma} mn$ and

$$(5.2.1) \quad ((i \approx_v j) \wedge (m <_v n)) \vee ((i >_v j) \wedge (m \approx_v n))$$

then replace “ $ij \approx_{\sigma} mn$ ” by “ $ij >_{\sigma} mn$ ”.

- $\forall i,j \in A$: If $i \approx_{\mu} j$ and $i >_v j$, then replace “ $i \approx_{\mu} j$ ” by “ $i >_{\mu} j$ ”.

When the bylaws require that the chairperson decides in the case of a tie, then, for the calculations of the TBRL and the TBRC, the ballot of the chairperson has to be chosen first.

c) Continue picking ballots randomly from those that have not yet been picked and use their rankings.

d) If you go through all ballots and there are still alternatives $i,j \in A$ with $i \approx_{\mu} j$, then proceed as follows:

d1) Pick a random alternative k and complete the TBRC in its favor. (That means: For all alternatives $l \in A \setminus \{k\}$ with $k \approx_{\mu} l$: Replace “ $k \approx_{\mu} l$ ” by “ $k >_{\mu} l$ ”.)

d2) Continue picking alternatives randomly from those that have not yet been picked and complete the TBRC in their favor.

Step 2:

Suppose there are still $(i,j),(m,n) \in A \times A$ with $ij \approx_{\sigma} mn$, then proceed as follows:

Variant 1: When at least one of the following conditions is satisfied, then replace “ $ij \approx_{\sigma} mn$ ” by “ $ij >_{\sigma} mn$ ”:

- (5.2.2a) $i >_{\mu} j$ and $n >_{\mu} m$.
- (5.2.3a) $i >_{\mu} j$ and $m >_{\mu} n$ and $i >_{\mu} m$.
- (5.2.4a) $j >_{\mu} i$ and $n >_{\mu} m$ and $n >_{\mu} j$.
- (5.2.5a) $i \equiv m$ and $n >_{\mu} j$.
- (5.2.6a) $j \equiv n$ and $i >_{\mu} m$.

Variant 2: When at least one of the following conditions is satisfied, then replace “ $ij \approx_{\sigma} mn$ ” by “ $ij >_{\sigma} mn$ ”:

- (5.2.2b) $i >_{\mu} j$ and $n >_{\mu} m$.
- (5.2.3b) $i >_{\mu} j$ and $m >_{\mu} n$ and $n >_{\mu} j$.
- (5.2.4b) $j >_{\mu} i$ and $n >_{\mu} m$ and $i >_{\mu} m$.
- (5.2.5b) $i \equiv m$ and $n >_{\mu} j$.
- (5.2.6b) $j \equiv n$ and $i >_{\mu} m$.

(5.2.2a) – (5.2.6a) and (5.2.2b) – (5.2.6b) are chosen in such a manner that e.g. when the TBRC $>_{\mu}$ is $abcdefgh$ then links of otherwise equivalent strengths are sorted $ah, ag, af, ae, ad, ac, ab, bh, bg, bf, be, bd, bc, ch, cg, cf, ce, cd, dh, dg, df, de, eh, eg, ef, fh, fg, gh, hg, gf, hf, fe, ge, he, ed, fd, gd, hd, dc, ec, fc, gc, hc, cb, db, eb, fb, gb, hb, ba, ca, da, ea, fa, ga, ha$ in variant 1 resp. $ah, bh, ch, dh, eh, fh, gh, ag, bg, cg, dg, eg, fg, af, bf, cf, df, ef, ae, be, ce, de, ad, bd, cd, ac, bc, ab, ba, cb, ca, dc, db, da, ed, ec, eb, ea, fe, fd, fc, fb, fa, gf, ge, gd, gc, gb, ga, hg, hf, he, hd, hc, hb, ha$ in variant 2.

Step 3:

$O_{final}(\sigma)$ and $S_{final}(\sigma)$ are calculated as defined in section 5.1. The final winner is alternative $a \in A$ with $ba \notin O_{final}(\sigma)$ for every $b \in A \setminus \{a\}$.

5.3. Transitivity

In section 4.1, we have proven that the binary relation O , as defined in (2.2.1), is transitive. Nevertheless, it isn’t intuitively clear whether also the binary relation $O_{final}(\sigma)$, as defined in section 5.1, is transitive. It seems to be possible that ties $P_\sigma[x,y] \approx_\sigma P_\sigma[y,x]$ are resolved based on different sets of *non-forbidden* links, so that the transitivity of $O_{final}(\sigma)$ doesn’t follow directly from the transitivity of O .

However, in the following proof, we will see that also the binary relation $O_{final}(\sigma)$, as defined in section 5.1, is transitive. We will prove that ties $P_\sigma[x,y] \approx_\sigma P_\sigma[y,x]$ are either resolved based on the same set of *non-forbidden* links (sections 5.3.1, 5.3.4, and 5.3.5) or — in those cases, where these ties happen to be resolved based on different sets of *non-forbidden* links — they cannot violate transitivity (sections 5.3.2 and 5.3.3).

5.3.1. Part 1

Suppose, before we start declaring links *forbidden*, we have:

$$(5.3.1.1) \quad P_\sigma[a,b] >_\sigma P_\sigma[b,a].$$

$$(5.3.1.2) \quad P_\sigma[b,c] >_\sigma P_\sigma[c,b].$$

$$(5.3.1.3) \quad P_\sigma[c,a] \approx_\sigma P_\sigma[a,c].$$

With (5.3.1.1), we get $ab \in O$ and, therefore, $ab \in O_{final}(\sigma)$.

With (5.3.1.2), we get $bc \in O$ and, therefore, $bc \in O_{final}(\sigma)$.

This situation is not possible because, when no link has been declared *forbidden*, then all paths are calculated based on the same set of *non-forbidden* links. But in section 4.1, we have proven that, when all paths are calculated based on the same set of links, then the binary relation O , as defined by $P_\sigma[x,y] >_\sigma P_\sigma[y,x]$, is transitive. So, with $P_\sigma[a,b] >_\sigma P_\sigma[b,a]$ and $P_\sigma[b,c] >_\sigma P_\sigma[c,b]$, we immediately get $P_\sigma[a,c] >_\sigma P_\sigma[c,a]$.

5.3.2. Part 2

Suppose, before we start declaring links *forbidden*, we have:

$$(5.3.2.1) \quad P_\sigma[a,b] <_\sigma P_\sigma[b,a].$$

$$(5.3.2.2) \quad P_\sigma[b,c] >_\sigma P_\sigma[c,b].$$

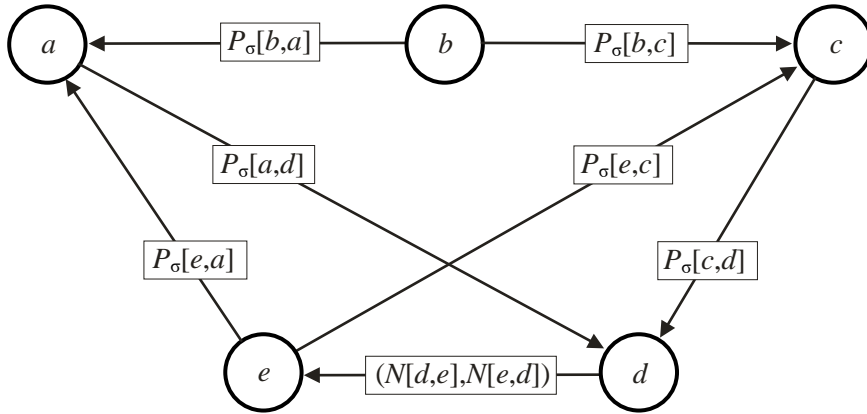
$$(5.3.2.3) \quad P_\sigma[c,a] \approx_\sigma P_\sigma[a,c].$$

With (5.3.2.1), we get $ba \in O$ and, therefore, $ba \in O_{final}(\sigma)$.

With (5.3.2.2), we get $bc \in O$ and, therefore, $bc \in O_{final}(\sigma)$.

Suppose there are no pairwise links of equivalent strengths. Suppose (5.3.2.1) – (5.3.2.3). With (5.3.2.3), we get that the weakest link in the strongest path from alternative a to alternative c and the weakest link in the strongest path from alternative c to alternative a must be the same link, say de .

Therefore, the strongest paths have the following structure:



In this case, it can actually happen that the paths are based on different sets of *non-forbidden* links. In example 11 (section 3.11), we have a situation with $P_\sigma[a,b] <_\sigma P_\sigma[b,a]$, $P_\sigma[b,c] >_\sigma P_\sigma[c,b]$, and $P_\sigma[c,a] \approx_\sigma P_\sigma[a,c]$ and where the link de is the weakest link in the strongest path from alternative a to alternative c and simultaneously the weakest link in the strongest path from alternative c to alternative a . So when we resolve $P_\sigma[c,a] \approx_\sigma P_\sigma[a,c]$, the link de has to be declared *forbidden*. The strongest path from alternative a to alternative c , that doesn't contain the link de , is $a, (24, 21), c$. The strongest path from alternative c to alternative a , that doesn't contain the link de , is $c, (25, 20), b, (22, 23), e, (30, 15), a$. So $P_\sigma[c,a] \approx_\sigma P_\sigma[a,c]$ is resolved to $ac \in O_{final}(\sigma)$.

Now the interesting observation is that the link de is also in the strongest path from alternative b to alternative a . And the strongest path $b, (22, 23), e, (30, 15), a$ from alternative b to alternative a , that doesn't contain the link de , is weaker than the strongest path $a, (26, 19), b$ from alternative a to alternative b , that doesn't contain the link de . Therefore, if we had to recalculate the strengths of the strongest paths from alternative a to alternative b and from alternative b to alternative a based on the fact that the link de has been declared *forbidden* { what we don't have to do, because each of (5.3.2.1) – (5.3.2.3) is resolved separately, based on its own set of *non-forbidden* links }, we would get $P_\sigma[a,b] >_\sigma P_\sigma[b,a]$.

Furthermore, the link de is in the strongest path from alternative b to alternative c . And the strongest path $b, (22, 23), e, (32, 13), c$ from alternative b to alternative c , that doesn't contain the link de , is weaker than the strongest path $c, (25, 20), b$ from alternative c to alternative b , that doesn't contain the link de . Therefore, if we had to recalculate the strengths of the strongest paths from alternative b to alternative c and from alternative c to alternative b based on the fact that the link de has been declared *forbidden*, we would get $P_\sigma[b,c] <_\sigma P_\sigma[c,b]$.

So example 11 (section 3.11) demonstrates that it can happen that (5.3.2.1) – (5.3.2.3) are resolved based on different sets of *non-forbidden* links. However, this is not a problem because — it doesn't matter whether $P_\sigma[c,a] \approx_\sigma P_\sigma[a,c]$ is resolved to $P_\sigma[c,a] >_\sigma P_\sigma[a,c]$ or to $P_\sigma[c,a] <_\sigma P_\sigma[a,c]$ — transitivity will never be violated.

5.3.3. Part 3

Suppose, before we start declaring links *forbidden*, we have:

$$(5.3.3.1) \quad P_{\sigma}[a,b] >_{\sigma} P_{\sigma}[b,a].$$

$$(5.3.3.2) \quad P_{\sigma}[b,c] <_{\sigma} P_{\sigma}[c,b].$$

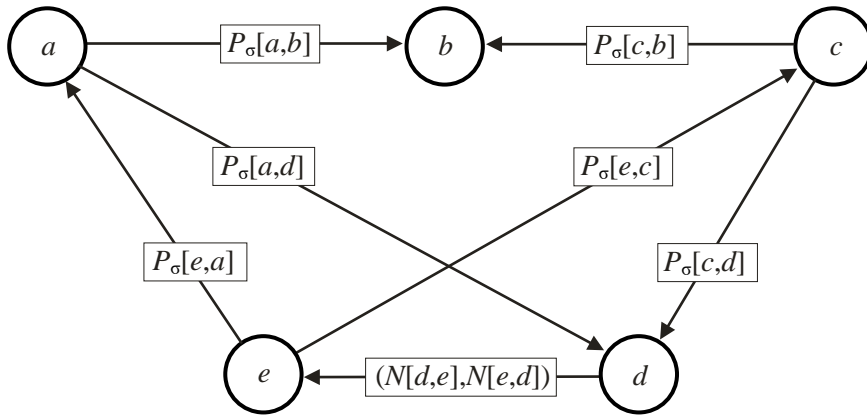
$$(5.3.3.3) \quad P_{\sigma}[c,a] \approx_{\sigma} P_{\sigma}[a,c].$$

With (5.3.3.1), we get $ab \in O$ and, therefore, $ab \in O_{final}(\sigma)$.

With (5.3.3.2), we get $cb \in O$ and, therefore, $cb \in O_{final}(\sigma)$.

Suppose there are no pairwise links of equivalent strengths. Suppose (5.3.3.1) – (5.3.3.3). With (5.3.3.3), we get that the weakest link in the strongest path from alternative a to alternative c and the weakest link in the strongest path from alternative c to alternative a must be the same link, say de .

Therefore, the strongest paths have the following structure:



In this case, it can actually happen that the paths are based on different sets of *non-forbidden* links. In example 12 (section 3.12), we have a situation with $P_{\sigma}[a,b] >_{\sigma} P_{\sigma}[b,a]$, $P_{\sigma}[b,c] <_{\sigma} P_{\sigma}[c,b]$, and $P_{\sigma}[c,a] \approx_{\sigma} P_{\sigma}[a,c]$ and where the link de is the weakest link in the strongest path from alternative a to alternative c and simultaneously the weakest link in the strongest path from alternative c to alternative a . So when we resolve $P_{\sigma}[c,a] \approx_{\sigma} P_{\sigma}[a,c]$, the link de has to be declared *forbidden*. The strongest path from alternative a to alternative c , that doesn't contain the link de , is $a, (24, 21), c$. The strongest path from alternative c to alternative a , that doesn't contain the link de , is $c, (30, 15), d, (22, 23), b, (25, 20), a$. So $P_{\sigma}[c,a] \approx_{\sigma} P_{\sigma}[a,c]$ is resolved to $ac \in O_{final}(\sigma)$.

Now the interesting observation is that the link de is also in the strongest path from alternative a to alternative b . And the strongest path $a, (32, 13), d, (22, 23), b$ from alternative a to alternative b , that doesn't contain the link de , is weaker than the strongest path $b, (25, 20), a$ from alternative b to alternative a , that doesn't contain the link de . Therefore, if we had to recalculate the strengths of the strongest paths from alternative a to alternative b and from alternative b to alternative a based on the fact that the link de has been declared *forbidden* { what we don't have to do, because each of (5.3.3.1) –

(5.3.3.3) is resolved separately, based on its own set of *non-forbidden* links $\}$, we would get $P_\sigma[a,b] <_\sigma P_\sigma[b,a]$.

Furthermore, the link de is in the strongest path from alternative c to alternative b . And the strongest path $c,(30,15),d,(22,23),b$ from alternative c to alternative b , that doesn't contain the link de , is weaker than the strongest path $b,(26,19),c$ from alternative b to alternative c , that doesn't contain the link de . Therefore, if we had to recalculate the strengths of the strongest paths from alternative b to alternative c and from alternative c to alternative b based on the fact that the link de has been declared *forbidden*, we would get $P_\sigma[b,c] >_\sigma P_\sigma[c,b]$.

So example 12 (section 3.12) demonstrates that it can happen that (5.3.3.1) – (5.3.3.3) are resolved based on different sets of *non-forbidden* links. However, this is not a problem because — it doesn't matter whether $P_\sigma[c,a] \approx_\sigma P_\sigma[a,c]$ is resolved to $P_\sigma[c,a] >_\sigma P_\sigma[a,c]$ or to $P_\sigma[c,a] <_\sigma P_\sigma[a,c]$ — transitivity will never be violated.

5.3.4. Part 4

Suppose, before we start declaring links *forbidden*, we have:

$$(5.3.4.1) \quad P_\sigma[a,b] \approx_\sigma P_\sigma[b,a].$$

$$(5.3.4.2) \quad P_\sigma[b,c] \approx_\sigma P_\sigma[c,b].$$

$$(5.3.4.3) \quad P_\sigma[c,a] >_\sigma P_\sigma[a,c].$$

With (5.3.4.3), we get $ca \in O$ and, therefore, $ca \in O_{final}(\sigma)$.

As the tie (5.3.4.1) and the tie (5.3.4.2) are resolved separately, it seems to be possible that they are resolved based on different sets of *non-forbidden* links, so that the transitivity of $O_{final}(\sigma)$ doesn't follow directly from the transitivity of O . It seems to be possible that the tie (5.3.4.1) is resolved to $P_\sigma[a,b] >_\sigma P_\sigma[b,a]$ and that simultaneously — as other links are declared *forbidden* during the process of resolving the tie (5.3.4.2), so that the strengths of the strongest paths are determined based on different sets of *non-forbidden* links — the tie (5.3.4.2) is resolved to $P_\sigma[b,c] >_\sigma P_\sigma[c,b]$, so that the transitivity of $O_{final}(\sigma)$ is violated. However, the following proof shows that transitivity will never be violated.

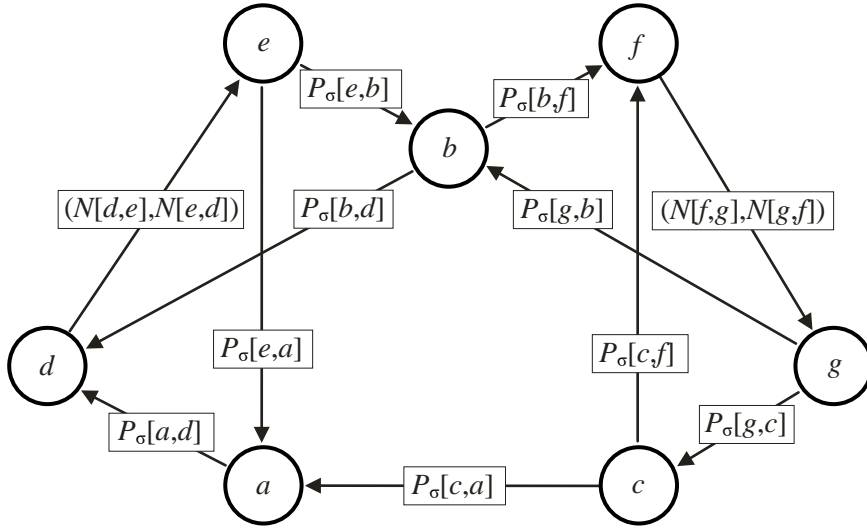
Claim:

Suppose (5.3.4.1) – (5.3.4.3) are resolved as prescribed in section 5.1. Then transitivity will never be violated.

Proof:

Suppose there are no pairwise links of equivalent strengths. Suppose (5.3.4.1) – (5.3.4.3). With (5.3.4.1), we get that the weakest link in the strongest path from alternative a to alternative b and the weakest link in the strongest path from alternative b to alternative a must be the same link, say de . With (5.3.4.2), we get that the weakest link in the strongest path from alternative b to alternative c and the weakest link in the strongest path from alternative c to alternative b must be the same link, say fg .

Therefore, the strongest paths have the following structure:



As de is the weakest link in the strongest path from alternative a to alternative b , we get

$$(5.3.4.4) \quad P_\sigma[a,d] >_\sigma (N[d,e], N[e,d]).$$

$$(5.3.4.5) \quad P_\sigma[e,b] >_\sigma (N[d,e], N[e,d]).$$

As de is the weakest link in the strongest path from alternative b to alternative a , we get

$$(5.3.4.6) \quad P_\sigma[b,d] >_\sigma (N[d,e], N[e,d]).$$

$$(5.3.4.7) \quad P_\sigma[e,a] >_\sigma (N[d,e], N[e,d]).$$

As fg is the weakest link in the strongest path from alternative b to alternative c , we get

$$(5.3.4.8) \quad P_\sigma[b,f] >_\sigma (N[f,g], N[g,f]).$$

$$(5.3.4.9) \quad P_\sigma[g,c] >_\sigma (N[f,g], N[g,f]).$$

As fg is the weakest link in the strongest path from alternative c to alternative b , we get

$$(5.3.4.10) \quad P_\sigma[c,f] >_\sigma (N[f,g], N[g,f]).$$

$$(5.3.4.11) \quad P_\sigma[g,b] >_\sigma (N[f,g], N[g,f]).$$

With (5.3.4.4), (5.3.4.5), (5.3.4.8), and (5.3.4.9), we get: $a \rightarrow d \rightarrow e \rightarrow b \rightarrow f \rightarrow g \rightarrow c$ is a path from alternative a to alternative c with a strength of $\min_\sigma \{ (N[d,e], N[e,d]), (N[f,g], N[g,f]) \}$. Therefore, with (5.3.4.3), we get

$$(5.3.4.12) \quad P_\sigma[c,a] >_\sigma \min_\sigma \{ (N[d,e], N[e,d]), (N[f,g], N[g,f]) \}.$$

Case 1: Suppose

$$(5.3.4.13a) \quad (N[d,e], N[e,d]) >_{\sigma} (N[f,g], N[g,f]).$$

Then, with (5.3.4.12), (5.3.4.4), (5.3.4.13a), and (5.3.4.5), we get: $c \rightarrow a \rightarrow d \rightarrow e \rightarrow b$ is a path from alternative c to alternative b with a strength of more than $(N[f,g], N[g,f])$. But this is a contradiction to the presumption that fg is the weakest link in the strongest path from alternative c to alternative b .

Case 2: Suppose

$$(5.3.4.13b) \quad (N[d,e], N[e,d]) <_{\sigma} (N[f,g], N[g,f]).$$

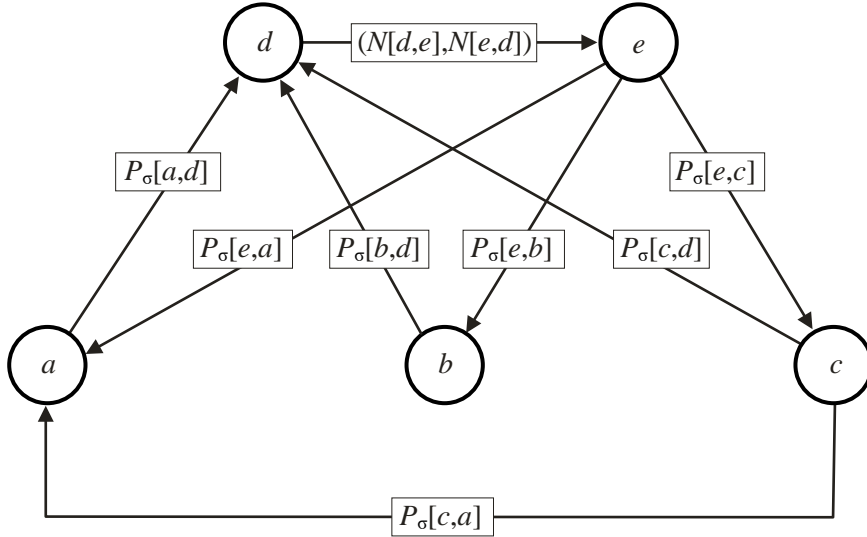
Then, with (5.3.4.8), (5.3.4.13b), (5.3.4.9), and (5.3.4.12), we get: $b \rightarrow f \rightarrow g \rightarrow c \rightarrow a$ is a path from alternative b to alternative a with a strength of more than $(N[d,e], N[e,d])$. But this is a contradiction to the presumption that de is the weakest link in the strongest path from alternative b to alternative a .

As (5.3.4.13a) and (5.3.4.13b) are not possible, we get

$$(5.3.4.13c) \quad (N[d,e], N[e,d]) \approx_{\sigma} (N[f,g], N[g,f]).$$

As there are no links of equivalent strengths, (5.3.4.13c) means that de and fg are the same link. So to resolve (5.3.4.1) and (5.3.4.2), the same link is declared *forbidden*.

Therefore, the strongest paths have the following structure:



Without loss of generality, we can also say that the same link is declared *forbidden* in the process of resolving (5.3.4.3). The reason: With (5.3.4.12), we get that the link de cannot be in the strongest path from alternative c to alternative a . Therefore, the strongest path from alternative c to alternative a cannot be weakened by declaring the link de *forbidden*. The strongest path from alternative a to alternative c can be weakened by declaring the link de *forbidden*. But as we already know from (5.3.4.3) that the strongest path from alternative c to alternative a is stronger than the strongest path from alternative a to alternative c , declaring the link de *forbidden* cannot have an impact on the resolution of (5.3.4.3).

When the link de is declared *forbidden*, we get one of the following cases:

Case A: We still get $P_\sigma[a,b] \approx_\sigma P_\sigma[b,a]$ and $P_\sigma[b,c] \approx_\sigma P_\sigma[c,b]$. In this case, with the same argumentation as in cases 1–2 we get that the same link, say $d'e'$, is the weakest link in the strongest path from alternative a to alternative b , the weakest link in the strongest path from alternative b to alternative a , the weakest link in the strongest path from alternative b to alternative c , and the weakest link in the strongest path from alternative c to alternative b . So we can proceed with declaring the link $d'e'$ *forbidden* until we get one of the cases B–G.

Case B: We get ($P_\sigma[a,b] <_\sigma P_\sigma[b,a]$ and $P_\sigma[b,c] <_\sigma P_\sigma[c,b]$) or ($P_\sigma[a,b] <_\sigma P_\sigma[b,a]$ and $P_\sigma[b,c] >_\sigma P_\sigma[c,b]$) or ($P_\sigma[a,b] >_\sigma P_\sigma[b,a]$ and $P_\sigma[b,c] <_\sigma P_\sigma[c,b]$). In this case, we succeeded in resolving (5.3.4.1) – (5.3.4.3) without violating transitivity.

Case C: We get $P_\sigma[a,b] >_\sigma P_\sigma[b,a]$ and $P_\sigma[b,c] \approx_\sigma P_\sigma[c,b]$. This case is not possible because, after the link de has been declared *forbidden*, (5.3.4.1) – (5.3.4.3) are still calculated based on the same set of *non-forbidden* links. So with $P_\sigma[c,a] >_\sigma P_\sigma[a,c]$ and $P_\sigma[a,b] >_\sigma P_\sigma[b,a]$ and the transitivity, as proven in section 4.1 for cases where all paths are based on the same set of *non-forbidden* links, we would immediately get $P_\sigma[b,c] <_\sigma P_\sigma[c,b]$.

Case D: We get $P_\sigma[a,b] \approx_\sigma P_\sigma[b,a]$ and $P_\sigma[b,c] >_\sigma P_\sigma[c,b]$. This case is not possible because, after the link de has been declared *forbidden*, (5.3.4.1) – (5.3.4.3) are still calculated based on the same set of *non-forbidden* links. So with $P_\sigma[c,a] >_\sigma P_\sigma[a,c]$ and $P_\sigma[b,c] >_\sigma P_\sigma[c,b]$ and the transitivity, as proven in section 4.1 for cases where all paths are based on the same set of *non-forbidden* links, we would immediately get $P_\sigma[a,b] <_\sigma P_\sigma[b,a]$.

Case E: We get $P_\sigma[a,b] >_\sigma P_\sigma[b,a]$ and $P_\sigma[b,c] >_\sigma P_\sigma[c,b]$. This case is not possible because, after the link *de* has been declared *forbidden*, (5.3.4.1) – (5.3.4.3) are still calculated based on the same set of *non-forbidden* links. So $P_\sigma[a,b] >_\sigma P_\sigma[b,a]$, $P_\sigma[b,c] >_\sigma P_\sigma[c,b]$, and $P_\sigma[c,a] >_\sigma P_\sigma[a,c]$ together violate transitivity, as proven in section 4.1 for cases where all paths are based on the same set of *non-forbidden* links.

Case F: We get $P_\sigma[a,b] \approx_\sigma P_\sigma[b,a]$ and $P_\sigma[b,c] <_\sigma P_\sigma[c,b]$. This case is identical to the situation in section 5.3.2. It is possible that $P_\sigma[a,b] \approx_\sigma P_\sigma[b,a]$ is resolved based on a different set of *non-forbidden* links. However, this is not a problem because — it doesn’t matter whether $P_\sigma[a,b] \approx_\sigma P_\sigma[b,a]$ is resolved to $P_\sigma[a,b] >_\sigma P_\sigma[b,a]$ or to $P_\sigma[a,b] <_\sigma P_\sigma[b,a]$ — transitivity will never be violated.

Case G: We get $P_\sigma[a,b] <_\sigma P_\sigma[b,a]$ and $P_\sigma[b,c] \approx_\sigma P_\sigma[c,b]$. This case is identical to the situation in section 5.3.3. It is possible that $P_\sigma[b,c] \approx_\sigma P_\sigma[c,b]$ is resolved based on a different set of *non-forbidden* links. However, this is not a problem because — it doesn’t matter whether $P_\sigma[b,c] \approx_\sigma P_\sigma[c,b]$ is resolved to $P_\sigma[b,c] >_\sigma P_\sigma[c,b]$ or to $P_\sigma[b,c] <_\sigma P_\sigma[c,b]$ — transitivity will never be violated.

The following table shows that cases A–G cover all possible combinations. Therefore, it has been proven for every possible situation that, when we resolve (5.3.4.1) – (5.3.4.3) as prescribed in section 5.1, then transitivity will never be violated.

| | |
|---|----------|
| $P_\sigma[a,b] \approx_\sigma P_\sigma[b,a]$ and $P_\sigma[b,c] \approx_\sigma P_\sigma[c,b]$ | → case A |
| $P_\sigma[a,b] \approx_\sigma P_\sigma[b,a]$ and $P_\sigma[b,c] >_\sigma P_\sigma[c,b]$ | → case D |
| $P_\sigma[a,b] \approx_\sigma P_\sigma[b,a]$ and $P_\sigma[b,c] <_\sigma P_\sigma[c,b]$ | → case F |
| $P_\sigma[a,b] >_\sigma P_\sigma[b,a]$ and $P_\sigma[b,c] \approx_\sigma P_\sigma[c,b]$ | → case C |
| $P_\sigma[a,b] >_\sigma P_\sigma[b,a]$ and $P_\sigma[b,c] >_\sigma P_\sigma[c,b]$ | → case E |
| $P_\sigma[a,b] >_\sigma P_\sigma[b,a]$ and $P_\sigma[b,c] <_\sigma P_\sigma[c,b]$ | → case B |
| $P_\sigma[a,b] <_\sigma P_\sigma[b,a]$ and $P_\sigma[b,c] \approx_\sigma P_\sigma[c,b]$ | → case G |
| $P_\sigma[a,b] <_\sigma P_\sigma[b,a]$ and $P_\sigma[b,c] >_\sigma P_\sigma[c,b]$ | → case B |
| $P_\sigma[a,b] <_\sigma P_\sigma[b,a]$ and $P_\sigma[b,c] <_\sigma P_\sigma[c,b]$ | → case B |

□

5.3.5. Part 5

Suppose, before we start declaring links *forbidden*, we have:

$$(5.3.5.1) \quad P_{\sigma}[a,b] \approx_{\sigma} P_{\sigma}[b,a].$$

$$(5.3.5.2) \quad P_{\sigma}[b,c] \approx_{\sigma} P_{\sigma}[c,b].$$

$$(5.3.5.3) \quad P_{\sigma}[c,a] \approx_{\sigma} P_{\sigma}[a,c].$$

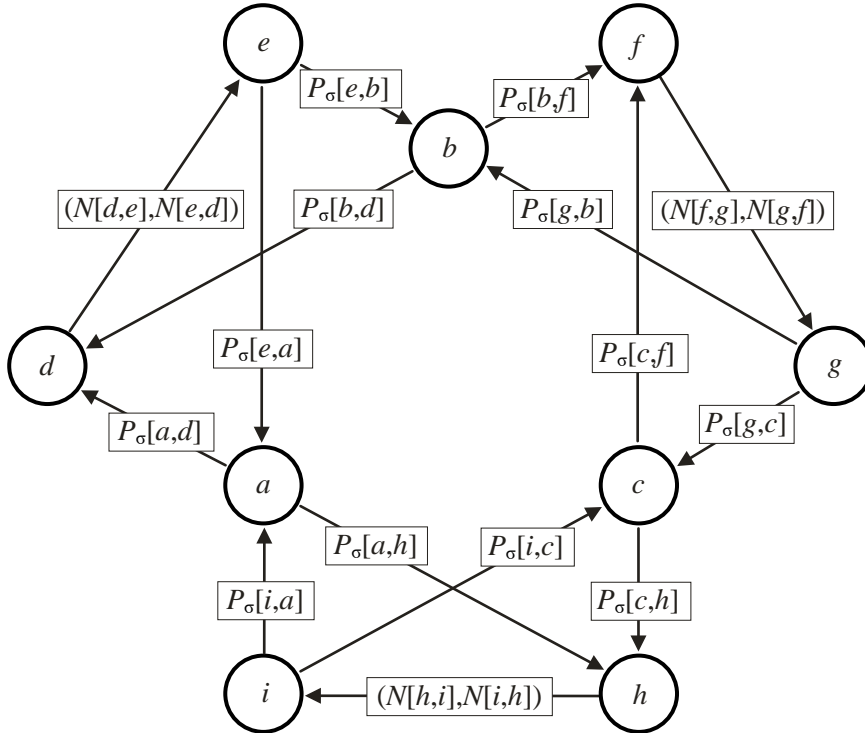
Claim:

Suppose (5.3.5.1) – (5.3.5.3) are resolved as prescribed in section 5.1. Then transitivity will never be violated.

Proof:

Suppose there are no pairwise links of equivalent strengths. Suppose (5.3.5.1) – (5.3.5.3). With (5.3.5.1), we get that the weakest link in the strongest path from alternative a to alternative b and the weakest link in the strongest path from alternative b to alternative a must be the same link, say de . With (5.3.5.2), we get that the weakest link in the strongest path from alternative b to alternative c and the weakest link in the strongest path from alternative c to alternative b must be the same link, say fg . With (5.3.5.3), we get that the weakest link in the strongest path from alternative c to alternative a and the weakest link in the strongest path from alternative a to alternative c must be the same link, say hi .

Therefore, the strongest paths have the following structure:



As de is the weakest link in the strongest path from alternative a to alternative b , we get

$$(5.3.5.4) \quad P_{\sigma}[a,d] >_{\sigma} (N[d,e], N[e,d]).$$

$$(5.3.5.5) \quad P_{\sigma}[e,b] >_{\sigma} (N[d,e], N[e,d]).$$

As de is the weakest link in the strongest path from alternative b to alternative a , we get

$$(5.3.5.6) \quad P_{\sigma}[b,d] >_{\sigma} (N[d,e], N[e,d]).$$

$$(5.3.5.7) \quad P_{\sigma}[e,a] >_{\sigma} (N[d,e], N[e,d]).$$

As fg is the weakest link in the strongest path from alternative b to alternative c , we get

$$(5.3.5.8) \quad P_{\sigma}[b,f] >_{\sigma} (N[f,g], N[g,f]).$$

$$(5.3.5.9) \quad P_{\sigma}[g,c] >_{\sigma} (N[f,g], N[g,f]).$$

As fg is the weakest link in the strongest path from alternative c to alternative b , we get

$$(5.3.5.10) \quad P_{\sigma}[c,f] >_{\sigma} (N[f,g], N[g,f]).$$

$$(5.3.5.11) \quad P_{\sigma}[g,b] >_{\sigma} (N[f,g], N[g,f]).$$

As hi is the weakest link in the strongest path from alternative c to alternative a , we get

$$(5.3.5.12) \quad P_{\sigma}[c,h] >_{\sigma} (N[h,i], N[i,h]).$$

$$(5.3.5.13) \quad P_{\sigma}[i,a] >_{\sigma} (N[h,i], N[i,h]).$$

As hi is the weakest link in the strongest path from alternative a to alternative c , we get

$$(5.3.5.14) \quad P_{\sigma}[a,h] >_{\sigma} (N[h,i], N[i,h]).$$

$$(5.3.5.15) \quad P_{\sigma}[i,c] >_{\sigma} (N[h,i], N[i,h]).$$

Case 1: Suppose

$$(5.3.5.16a) \quad (N[d,e], N[e,d]) <_{\sigma} (N[f,g], N[g,f]).$$

$$(5.3.5.17a) \quad (N[d,e], N[e,d]) <_{\sigma} (N[h,i], N[i,h]).$$

Then, with (5.3.5.14), (5.3.5.17a), (5.3.5.15), (5.3.5.10), (5.3.5.16a), and (5.3.5.11), we get: $a \rightarrow h \rightarrow i \rightarrow c \rightarrow f \rightarrow g \rightarrow b$ is a path from alternative a to alternative b with a strength of more than $(N[d,e], N[e,d])$. But this is a contradiction to the presumption that de is the weakest link in the strongest path from alternative a to alternative b .

Similarly, with (5.3.5.8), (5.3.5.16a), (5.3.5.9), (5.3.5.12), (5.3.5.17a), and (5.3.5.13), we get: $b \rightarrow f \rightarrow g \rightarrow c \rightarrow h \rightarrow i \rightarrow a$ is a path from alternative b to alternative a with a strength of more than $(N[d,e], N[e,d])$. But this is a contradiction to the presumption that de is the weakest link in the strongest path from alternative b to alternative a .

Case 2: Suppose

$$(5.3.5.16b) \quad (N[f,g], N[g,f]) <_{\sigma} (N[d,e], N[e,d]).$$

$$(5.3.5.17b) \quad (N[f,g], N[g,f]) <_{\sigma} (N[h,i], N[i,h]).$$

Then, with (5.3.5.6), (5.3.5.16b), (5.3.5.7), (5.3.5.14), (5.3.5.17b), and (5.3.5.15), we get: $b \rightarrow d \rightarrow e \rightarrow a \rightarrow h \rightarrow i \rightarrow c$ is a path from alternative b to alternative c with a strength of more than $(N[f,g], N[g,f])$. But this is a contradiction to the presumption that fg is the weakest link in the strongest path from alternative b to alternative c .

Similarly, with (5.3.5.12), (5.3.5.17b), (5.3.5.13), (5.3.5.4), (5.3.5.16b), and (5.3.5.5), we get: $c \rightarrow h \rightarrow i \rightarrow a \rightarrow d \rightarrow e \rightarrow b$ is a path from alternative c to alternative b with a strength of more than $(N[f,g], N[g,f])$. But this is a contradiction to the presumption that fg is the weakest link in the strongest path from alternative c to alternative b .

Case 3: Suppose

$$(5.3.5.16c) \quad (N[h,i], N[i,h]) <_{\sigma} (N[d,e], N[e,d]).$$

$$(5.3.5.17c) \quad (N[h,i], N[i,h]) <_{\sigma} (N[f,g], N[g,f]).$$

Then, with (5.3.5.10), (5.3.5.17c), (5.3.5.11), (5.3.5.6), (5.3.5.16c), and (5.3.5.7), we get: $c \rightarrow f \rightarrow g \rightarrow b \rightarrow d \rightarrow e \rightarrow a$ is a path from alternative c to alternative a with a strength of more than $(N[h,i], N[i,h])$. But this is a contradiction to the presumption that hi is the weakest link in the strongest path from alternative c to alternative a .

Similarly, with (5.3.5.4), (5.3.5.16c), (5.3.5.5), (5.3.5.8), (5.3.5.17c), and (5.3.5.9), we get: $a \rightarrow d \rightarrow e \rightarrow b \rightarrow f \rightarrow g \rightarrow c$ is a path from alternative a to alternative c with a strength of more than $(N[h,i], N[i,h])$. But this is a contradiction to the presumption that hi is the weakest link in the strongest path from alternative a to alternative c .

With cases 1–3, we get that none of the links de , fg , hi can be weaker than each of the other two links. Without loss of generality, we can presume that the link hi is the strongest one of the links de , fg , hi . So we get

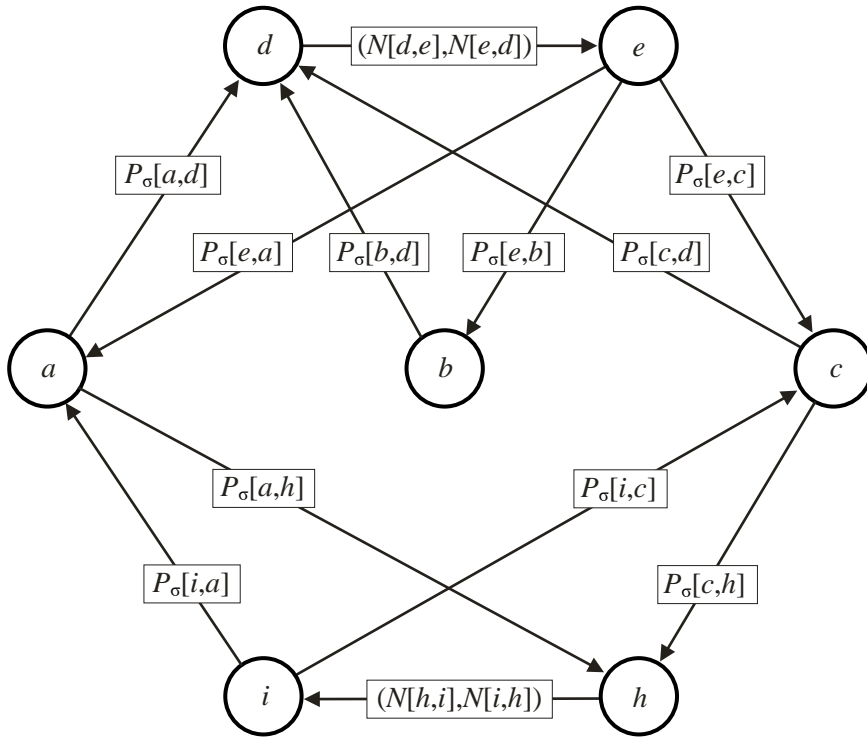
$$(5.3.5.18) \quad (N[d,e], N[e,d]) \approx_{\sigma} (N[f,g], N[g,f]) \approx_{\sigma} (N[h,i], N[i,h]).$$

We can ignore the case $(N[d,e], N[e,d]) \approx_{\sigma} (N[f,g], N[g,f]) \approx_{\sigma} (N[h,i], N[i,h])$ because in this case the links de , fg , hi are the same link so that for each of (5.3.5.1) – (5.3.5.3) the same link is declared *forbidden* first so that, afterwards, each of (5.3.5.1) – (5.3.5.3) is still resolved based on the same set of *non-forbidden* links.

So without loss of generality, we get

$$(5.3.5.19) \quad (N[d,e], N[e,d]) \approx_{\sigma} (N[f,g], N[g,f]) <_{\sigma} (N[h,i], N[i,h]).$$

As there are no links of equivalent strengths, (5.3.5.19) means that the link de and the link fg must be the same link. Therefore, the strongest paths have the following structure:



Without loss of generality, we can also say that, when we resolve (5.3.5.1) – (5.3.5.3), then, at each stage, the weakest of the weakest links of the current strongest paths is declared *forbidden*. So in our situation, the link de is declared *forbidden* next.

Since $(N[d,e], N[e,d]) <_{\sigma} (N[h,i], N[i,h]) \approx_{\sigma} P_{\sigma}[c,a] \approx_{\sigma} P_{\sigma}[a,c]$, the link de cannot be in the strongest path from alternative c to alternative a or in the strongest path from alternative a to alternative c . Therefore, declaring the link de *forbidden* cannot have an impact on the strongest path from alternative c to alternative a or on the strongest path from alternative a to alternative c .

When the link de is declared *forbidden*, we get one of the following cases:

Case A: We still get $P_{\sigma}[a,b] \approx_{\sigma} P_{\sigma}[b,a]$ and $P_{\sigma}[b,c] \approx_{\sigma} P_{\sigma}[c,b]$. In this case, with the same argumentation as in cases 1–2 we get that the same link, say $d'e'$, is the weakest link in the strongest path from alternative a to alternative b , the weakest link in the strongest path from alternative b to alternative a , the weakest link in the strongest path from alternative b to alternative c , and the weakest link in the strongest path from alternative c to alternative b . So we can proceed with declaring the link $d'e'$ *forbidden* until we get one of the cases B–F.

Case B: We get $P_{\sigma}[a,b] >_{\sigma} P_{\sigma}[b,a]$ and $P_{\sigma}[b,c] >_{\sigma} P_{\sigma}[c,b]$. This case is not possible because, after the link de has been declared *forbidden*, (5.3.5.1) – (5.3.5.3) are still calculated based on the same set of *non-forbidden* links. With $P_{\sigma}[a,b] >_{\sigma} P_{\sigma}[b,a]$ and $P_{\sigma}[b,c] >_{\sigma} P_{\sigma}[c,b]$ and the transitivity, as proven in section 4.1 for cases where all paths are based on the same set of *non-forbidden* links, we would immediately get $P_{\sigma}[c,a] <_{\sigma} P_{\sigma}[a,c]$. But this is a contradiction to the fact that the link de cannot have been in the strongest path from alternative c to alternative a or in the strongest path from alternative a to alternative c , so that declaring the link de *forbidden* cannot have an impact on $P_{\sigma}[c,a] \approx_{\sigma} P_{\sigma}[a,c]$.

Case C: We get $P_{\sigma}[a,b] <_{\sigma} P_{\sigma}[b,a]$ and $P_{\sigma}[b,c] <_{\sigma} P_{\sigma}[c,b]$. This case is not possible because, after the link de has been declared *forbidden*, (5.3.5.1) – (5.3.5.3) are still calculated based on the same set of *non-forbidden* links. With $P_{\sigma}[a,b] <_{\sigma} P_{\sigma}[b,a]$ and $P_{\sigma}[b,c] <_{\sigma} P_{\sigma}[c,b]$ and the transitivity, as proven in section 4.1 for cases where all paths are based on the same set of *non-forbidden* links, we would immediately get $P_{\sigma}[c,a] >_{\sigma} P_{\sigma}[a,c]$. But this is a contradiction to the fact that the link de cannot have been in the strongest path from alternative c to alternative a or in the strongest path from alternative a to alternative c , so that declaring the link de *forbidden* cannot have an impact on $P_{\sigma}[c,a] \approx_{\sigma} P_{\sigma}[a,c]$.

Case D: We get ($P_\sigma[a,b] >_\sigma P_\sigma[b,a]$ and $P_\sigma[b,c] \approx_\sigma P_\sigma[c,b]$) or ($P_\sigma[a,b] <_\sigma P_\sigma[b,a]$ and $P_\sigma[b,c] \approx_\sigma P_\sigma[c,b]$) or ($P_\sigma[a,b] \approx_\sigma P_\sigma[b,a]$ and $P_\sigma[b,c] >_\sigma P_\sigma[c,b]$) or ($P_\sigma[a,b] \approx_\sigma P_\sigma[b,a]$ and $P_\sigma[b,c] <_\sigma P_\sigma[c,b]$). This case is not possible because we have seen in (5.3.4.13a) – (5.3.4.13c) that, when we have a situation with $P_\sigma[x,y] \approx_\sigma P_\sigma[y,x]$, $P_\sigma[y,z] \approx_\sigma P_\sigma[z,y]$, and $P_\sigma[z,x] >_\sigma P_\sigma[x,z]$, then the weakest link in the strongest path from alternative x to alternative y , the weakest link in the strongest path from alternative y to alternative x , the weakest link in the strongest path from alternative y to alternative z , and the weakest link in the strongest path from alternative z to alternative y must be the same link. But this is not possible because (5.3.5.19) says that the link hi is stronger than the link de .

Case E: We get $P_\sigma[a,b] <_\sigma P_\sigma[b,a]$ and $P_\sigma[b,c] >_\sigma P_\sigma[c,b]$. This case is identical to the situation in section 5.3.2. It is possible that $P_\sigma[c,a] \approx_\sigma P_\sigma[a,c]$ is resolved based on a different set of *non-forbidden* links. However, this is not a problem because — it doesn’t matter whether $P_\sigma[a,c] \approx_\sigma P_\sigma[c,a]$ is resolved to $P_\sigma[a,c] >_\sigma P_\sigma[c,a]$ or to $P_\sigma[a,c] <_\sigma P_\sigma[c,a]$ — transitivity will never be violated.

Case F: We get $P_\sigma[a,b] >_\sigma P_\sigma[b,a]$ and $P_\sigma[b,c] <_\sigma P_\sigma[c,b]$. This case is identical to the situation in section 5.3.3. It is possible that $P_\sigma[c,a] \approx_\sigma P_\sigma[a,c]$ is resolved based on a different set of *non-forbidden* links. However, this is not a problem because — it doesn’t matter whether $P_\sigma[a,c] \approx_\sigma P_\sigma[c,a]$ is resolved to $P_\sigma[a,c] >_\sigma P_\sigma[c,a]$ or to $P_\sigma[a,c] <_\sigma P_\sigma[c,a]$ — transitivity will never be violated.

The following table shows that cases A–F cover all possible combinations. Therefore, it has been proven for every possible situation that, when we resolve (5.3.5.1) – (5.3.5.3) as prescribed in section 5.1, then transitivity will never be violated.

| | |
|---|----------|
| $P_\sigma[a,b] \approx_\sigma P_\sigma[b,a]$ and $P_\sigma[b,c] \approx_\sigma P_\sigma[c,b]$ | → case A |
| $P_\sigma[a,b] \approx_\sigma P_\sigma[b,a]$ and $P_\sigma[b,c] >_\sigma P_\sigma[c,b]$ | → case D |
| $P_\sigma[a,b] \approx_\sigma P_\sigma[b,a]$ and $P_\sigma[b,c] <_\sigma P_\sigma[c,b]$ | → case D |
| $P_\sigma[a,b] >_\sigma P_\sigma[b,a]$ and $P_\sigma[b,c] \approx_\sigma P_\sigma[c,b]$ | → case D |
| $P_\sigma[a,b] >_\sigma P_\sigma[b,a]$ and $P_\sigma[b,c] >_\sigma P_\sigma[c,b]$ | → case B |
| $P_\sigma[a,b] >_\sigma P_\sigma[b,a]$ and $P_\sigma[b,c] <_\sigma P_\sigma[c,b]$ | → case F |
| $P_\sigma[a,b] <_\sigma P_\sigma[b,a]$ and $P_\sigma[b,c] \approx_\sigma P_\sigma[c,b]$ | → case D |
| $P_\sigma[a,b] <_\sigma P_\sigma[b,a]$ and $P_\sigma[b,c] >_\sigma P_\sigma[c,b]$ | → case E |
| $P_\sigma[a,b] <_\sigma P_\sigma[b,a]$ and $P_\sigma[b,c] <_\sigma P_\sigma[c,b]$ | → case C |

□

5.4. Analysis

5.4.1. The Probabilistic Framework

An election method is simply a mapping from some input to some output. In section 2.1, we presumed that the output is (1) a strict partial order O on A and (2) a set $\emptyset \neq S \subseteq A$ of potential winners. In the probabilistic framework, the output of an election method is a probability distribution $p[O] \in \mathbb{R}$ on \mathcal{LO}_A , where \mathcal{LO}_A is the set of linear orders on A .

We get

$$(5.4.1.1) \quad \forall O \in \mathcal{LO}_A: p[O] \geq 0.$$

$$(5.4.1.2) \quad \sum (p[O] \mid O \in \mathcal{LO}_A) = 1.$$

Suppose $q[a,b] \in \mathbb{R}$ is the probability for $ab \in O$ (i.e. the probability that alternative $a \in A$ is ranked ahead of alternative $b \in A \setminus \{a\}$ in the collective ranking O).

Then, we get

$$(5.4.1.3) \quad q[a,b] := \sum (p[O] \mid O \in \mathcal{LO}_A \text{ with } ab \in O).$$

$$(5.4.1.4) \quad \forall a,b \in A: q[a,b] \geq 0.$$

$$(5.4.1.5) \quad \forall a,b \in A: q[a,b] + q[b,a] = 1.$$

Suppose $r[a] \in \mathbb{R}$ is the probability that alternative $a \in A$ is elected.

Then, we get

$$(5.4.1.6) \quad r[a] := \sum (p[O] \mid O \in \mathcal{LO}_A \text{ with } ab \in O \text{ for all } b \in A \setminus \{a\}).$$

$$(5.4.1.7) \quad \forall a \in A: r[a] \geq 0.$$

$$(5.4.1.8) \quad \sum (r[a] \mid a \in A) = 1.$$

5.4.2. Resolvability

Definition:

An election method satisfies the *resolvability criterion* if (for every given number of alternatives) the proportion of profiles without a unique linear order (i.e. without a linear order $O \in \mathcal{LO}_A$ with $p[O] = 1$) tends to zero as the number of voters in the profile tends to infinity.

Claim:

If $>_D$ satisfies (2.1.1), then the Schulze method $O_{final}(\sigma)$, as defined in sections 5.1, with the TBRL $>_\sigma$, as defined in section 5.2, satisfies the resolvability criterion.

Proof (overview):

1. Suppose the number of alternatives is fixed. We prove that, when the number of voters in the profile tends to infinity, the probability, that there are links with equivalent strengths, goes to zero. So the probability, that there are links ef and gh with $ef \approx_\sigma gh$, goes to zero.
2. We prove that (1) the link ij cannot be in the strongest path from alternative j to alternative i and (2) the link ji cannot be in the strongest path from alternative i to alternative j . Therefore, when we resolve the tie $P_\sigma[i,j] \approx_\sigma P_\sigma[j,i]$, it can neither happen that the link ij is declared *forbidden* nor that the link ji is declared *forbidden*. Therefore, in worst case, when there are no other paths of *non-forbidden* links anymore, $P_\sigma[i,j] \approx_\sigma P_\sigma[j,i]$ is resolved to $ij \in O$ when $ij >_\sigma ji$ and to $ji \in O$ when $ij <_\sigma ji$. So the algorithm in section 5.1 always terminates before all links have been declared *forbidden*.

Remark:

When there is a unique linear order (i.e. a linear order $O \in \mathcal{LO}_A$ with $p[O] = 1$) then, with (5.4.1.6), we get that there is also a unique winner (i.e. an alternative $a \in A$ with $r[a] = 1$):

$$(\exists O \in \mathcal{LO}_A: p[O] = 1) \Rightarrow (\exists a \in A: r[a] = 1).$$

5.4.3. Pareto

In the probabilistic framework, the *Pareto criterion* says that, when no voter strictly prefers alternative $b \in A$ to alternative $a \in A$ [see (5.4.3.1)] and at least one voter strictly prefers alternative a to alternative b [see (5.4.3.2)], then $r[b] = 0$.

Definition:

An election method satisfies the *Pareto criterion* if the following holds:

Suppose:

$$(5.4.3.1) \quad \forall v \in V: a \succeq_v b.$$

$$(5.4.3.2) \quad \exists v \in V: a \succ_v b.$$

Then:

$$(5.4.3.3) \quad q[a,b] = 1.$$

$$(5.4.3.4) \quad r[b] = 0.$$

Claim:

If \succ_D satisfies (2.1.1), then the Schulze method $O_{final}(\sigma)$, as defined in sections 5.1, with the TBRL \succ_σ , as defined in section 5.2, satisfies the Pareto criterion.

Proof (overview):

We prove

$$(5.4.3.5) \quad a \succ_\mu b \quad \text{with certainty.}$$

With (4.3.2.8), (5.2.1), (5.2.6a), and (5.2.6b), we prove

$$(5.4.3.6) \quad \forall e \in A \setminus \{a,b\}: ae \succ_\sigma be \quad \text{with certainty.}$$

With (4.3.2.9), (5.2.1), (5.2.5a), and (5.2.5b), we prove

$$(5.4.3.7) \quad \forall e \in A \setminus \{a,b\}: eb \succ_\sigma ea \quad \text{with certainty.}$$

With (2.1.1), (5.2.1), (5.4.3.1), and (5.4.3.2), we prove

$$(5.4.3.8) \quad ab \succ_\sigma ba \quad \text{with certainty.}$$

With (5.4.3.6), (5.4.3.7), and (5.4.3.8), we prove

$$(5.4.3.9) \quad ab \in O \quad \text{with certainty.}$$

5.4.4. Reversal Symmetry

In the probabilistic framework, *reversal symmetry* says that, when \succ_v is reversed for all $v \in V$, then $r^{\text{old}}[a] + r^{\text{new}}[a] \leq 1$ for all $a \in A$. Otherwise, if $r^{\text{old}}[a] + r^{\text{new}}[a]$ was larger than 1 for some alternative $a \in A$, then this would mean that, with a probability of at least $r^{\text{old}}[a] + r^{\text{new}}[a] - 1 > 0$, alternative a is identified as best alternative and, simultaneously, identified as worst alternative.

Suppose $O^{\text{reverse}} \in \mathcal{LO}_A$ is the reversal of $O \in \mathcal{LO}_A$.

That means:

$$(5.4.4.1) \quad \forall a, b \in A: ab \in O \Leftrightarrow ba \in O^{\text{reverse}}.$$

Definition:

An election method satisfies *reversal symmetry* if the following holds:

Suppose:

$$(5.4.4.2) \quad \forall e, f \in A \quad \forall v \in V: e \succ_v^{\text{old}} f \Leftrightarrow f \succ_v^{\text{new}} e.$$

Then:

$$(5.4.4.3) \quad \forall O \in \mathcal{LO}_A: p^{\text{old}}[O] = p^{\text{new}}[O^{\text{reverse}}].$$

$$(5.4.4.4) \quad \forall a, b \in A: q^{\text{old}}[a, b] = q^{\text{new}}[b, a].$$

$$(5.4.4.5) \quad \forall a \in A: r^{\text{old}}[a] + r^{\text{new}}[a] \leq 1.$$

Claim:

(5.4.4.6) Suppose, for every $(i, j) \in A \times A$, there is at least one voter $v \in V$ with $i \not\approx_v j$.

(5.4.4.7) Suppose, for every $(i, j), (m, n) \in A \times A$, there is at least one voter $v \in V$ with

$$\begin{aligned} & ((i \succ_v j) \wedge (m \prec_v n)) \\ & \vee ((i \succ_v j) \wedge (m \approx_v n)) \\ & \vee ((i \approx_v j) \wedge (m \prec_v n)) \\ & \vee ((i \prec_v j) \wedge (m \succ_v n)) \\ & \vee ((i \prec_v j) \wedge (m \approx_v n)) \\ & \vee ((i \approx_v j) \wedge (m \succ_v n)). \end{aligned}$$

Suppose \succ_D satisfies (2.1.2). Suppose (5.4.4.6) and (5.4.4.7) are satisfied. Then the Schulze method $O_{\text{final}}(\sigma)$, as defined in sections 5.1, with the TBRL \succ_σ , as defined in section 5.2, satisfies reversal symmetry.

Proof (overview):

Suppose (5.4.4.6) and (5.4.4.7) are satisfied. Then it is guaranteed that (5.2.1) resolves every $(i,j),(m,n) \in A \times A$ to $ij >_{\sigma} mn$ or $ij <_{\sigma} mn$. So the $\text{TBRL} >_{\sigma}$, as determined in step 1 of section 5.2, is already linear.

Furthermore, (2.1.2) guarantees that, when $>_v$ is reversed for all $v \in V$, also the $\text{TBRL} >_{\sigma}$, as determined in step 1 of section 5.2, is reversed.

So the probability that O is chosen in the original situation is identical to the probability that O^{reverse} is chosen in the reversed situation. As we have presumed in section 2.1 that there are at least 2 alternatives in A , $a \in A$ cannot be the maximum element of O and simultaneously the maximum element of O^{reverse} . Therefore, we get (5.4.4.5).

Example 13:

(α) When we apply the proposed method to example 13 (section 3.13), we first calculate the $\text{TBRL} >_{\sigma}$.

We have:

$$\begin{aligned} (N[b,c], N[c,b]) &\approx_D (4,1). \\ (N[a,b], N[b,a]) &\approx_D (3,2). \\ (N[c,a], N[a,c]) &\approx_D (3,2). \\ (N[a,c], N[c,a]) &\approx_D (2,3). \\ (N[b,a], N[a,b]) &\approx_D (2,3). \\ (N[c,b], N[b,c]) &\approx_D (1,4). \end{aligned}$$

So we start with $bc >_{\sigma} ab \approx_{\sigma} ca >_{\sigma} ac \approx_{\sigma} ba >_{\sigma} cb$.

Case I: With a probability of $2/5$, one of the $a >_v b >_v c$ voters is chosen first. $ab \approx_{\sigma} ca$ is then completed to $ab >_{\sigma} ca$ because this voter supports the link ab and opposes the link ca . $ac \approx_{\sigma} ba$ is completed to $ac >_{\sigma} ba$ because this voter supports the link ac and opposes the link ba . So the $\text{TBRL} >_{\sigma}$ is completed to $bc >_{\sigma} ab >_{\sigma} ca >_{\sigma} ac >_{\sigma} ba >_{\sigma} cb$.

Case II: With a probability of $2/5$, one of the $b >_v c >_v a$ voters is chosen first. $ab \approx_{\sigma} ca$ is then completed to $ca >_{\sigma} ab$ because this voter supports the link ca and opposes the link ab . $ac \approx_{\sigma} ba$ is completed to $ba >_{\sigma} ac$ because this voter supports the link ba and opposes the link ac . So the $\text{TBRL} >_{\sigma}$ is completed to $bc >_{\sigma} ca >_{\sigma} ab >_{\sigma} ba >_{\sigma} ac >_{\sigma} cb$.

Case III: With a probability of $1/5$, the $c >_v a >_v b$ voter is chosen first. As this voter supports both links ab and ca , this voter cannot be used to complete $ab \approx_{\sigma} ca$. As this voter opposes both links ac and ba , this voter cannot be used to complete $ac \approx_{\sigma} ba$. With a probability of $1/2$, one of the $a >_v b >_v c$ voters is chosen second; the $\text{TBRL} >_{\sigma}$ is then completed to $bc >_{\sigma} ab >_{\sigma} ca >_{\sigma} ac >_{\sigma} ba >_{\sigma} cb$ as described in Case I. With a probability of $1/2$, one of the $b >_v c >_v a$ voters is chosen second; the $\text{TBRL} >_{\sigma}$ is then completed to $bc >_{\sigma} ca >_{\sigma} ab >_{\sigma} ba >_{\sigma} ac >_{\sigma} cb$ as described in Case II.

So with a probability of $1/2$, the $\text{TBRL} >_{\sigma}$ is completed to $bc >_{\sigma} ab >_{\sigma} ca >_{\sigma} ac >_{\sigma} ba >_{\sigma} cb$ and, with a probability of $1/2$, the $\text{TBRL} >_{\sigma}$ is completed to $bc >_{\sigma} ca >_{\sigma} ab >_{\sigma} ba >_{\sigma} ac >_{\sigma} cb$.

(β) Suppose the TBRL $bc >_{\sigma} ab >_{\sigma} ca >_{\sigma} ac >_{\sigma} ba >_{\sigma} cb$ is used. The weakest link in the strongest path from alternative a to alternative b is ab . The weakest link in the strongest path from alternative b to alternative a is ca . As $ab >_{\sigma} ca$, we get $P_D[a,b] >_D P_D[b,a]$. Alternative a is the final winner.

Suppose the TBRL $bc >_{\sigma} ca >_{\sigma} ab >_{\sigma} ba >_{\sigma} ac >_{\sigma} cb$ is used. The weakest link in the strongest path from alternative a to alternative b is ab . The weakest link in the strongest path from alternative b to alternative a is ca . As $ca >_{\sigma} ab$, we get $P_D[b,a] >_D P_D[a,b]$. Alternative b is the final winner.

So in example 13, we get: $r^{\text{old}}[a] = 0.5$ and $r^{\text{old}}[b] = 0.5$.

(γ) When the individual ballots are reversed, we get:

Example 13 (new):

| | | |
|---|--------|-----------------|
| 2 | voters | $c >_v b >_v a$ |
| 2 | voters | $a >_v c >_v b$ |
| 1 | voter | $b >_v a >_v c$ |

When we rename the alternatives b and c and reorder the voters, we see that example 13 (new) is identical to example 13. So with anonymity and neutrality, we get $r^{\text{new}}[a] = r^{\text{old}}[a]$, $r^{\text{new}}[b] = r^{\text{old}}[c]$, and $r^{\text{new}}[c] = r^{\text{old}}[b]$. So we get: $r^{\text{new}}[a] = 0.5$ and $r^{\text{new}}[c] = 0.5$.

(δ) The interesting conclusion is that anonymity, neutrality, and reversal symmetry together imply $r^{\text{old}}[a] \leq 0.5$ in example 13, because anonymity and neutrality together imply $r^{\text{new}}[a] = r^{\text{old}}[a]$ and reversal symmetry implies $r^{\text{old}}[a] + r^{\text{new}}[a] \leq 1$.

5.4.5. Monotonicity

In the probabilistic framework, *monotonicity* says that, when some voters rank alternative $a \in A$ higher [see (4.5.1) and (4.5.2)] without changing the order in which they rank the other alternatives relatively to each other [see (4.5.3)], then $r[a]$ must not decrease.

Definition:

An election method satisfies *monotonicity* if the following holds:

Suppose $a \in A$. Suppose the ballots are modified as described in (4.5.1) – (4.5.3). Then

$$\begin{aligned}
 (5.4.5.1) \quad & \forall \emptyset \neq B \subseteq A \setminus \{a\}: \\
 & \sum (p^{\text{old}}[O] \mid O \in \mathcal{LO}_A \text{ with } ab \in O \text{ for all } b \in B) \\
 & \leq \sum (p^{\text{new}}[O] \mid O \in \mathcal{LO}_A \text{ with } ab \in O \text{ for all } b \in B). \\
 (5.4.5.2) \quad & \forall b \in A \setminus \{a\}: q^{\text{old}}[a,b] \leq q^{\text{new}}[a,b]. \\
 (5.4.5.3) \quad & r^{\text{old}}[a] \leq r^{\text{new}}[a].
 \end{aligned}$$

Claim:

If \succ_D satisfies (2.1.1), then the Schulze method $O_{\text{final}}(\sigma)$, as defined in sections 5.1, with the TBRL \succ_σ , as defined in section 5.2, satisfies monotonicity.

Proof (overview):

We prove, that when the ballots are modified as described in (4.5.1) – (4.5.3), then links af with $f \in A \setminus \{a\}$ can only rise in the TBRL \succ_σ compared to other links eg with $e \in A \setminus \{a\}$ and $g \in A \setminus \{e\}$. Links fa with $f \in A \setminus \{a\}$ can only fall in the TBRL \succ_σ compared to other links eg with $g \in A \setminus \{a\}$ and $e \in A \setminus \{g\}$. Links eg with $e \in A \setminus \{a\}$ and $g \in A \setminus \{a,e\}$ neither rise nor fall in the TBRL \succ_σ compared to other links ij with $i \in A \setminus \{a\}$ and $j \in A \setminus \{a,i\}$.

The rest of the proof is identical to the proof in section 4.5.

5.4.6. Independence of Clones

Definition:

An election method is *independent of clones* if the following holds:

Suppose $d \in A^{\text{old}}$. Suppose $A^{\text{new}} := (A^{\text{old}} \cup K) \setminus \{d\}$.

Suppose $B \subseteq A \setminus \{d\}$ is defined as follows:

$a \in B : \Leftrightarrow (\forall v \in V: a \approx_v d)$.

Suppose alternative d is replaced by the set of alternatives K in such a manner that (4.6.1) – (4.6.3) are satisfied.

Then:

$$(5.4.6.1) \quad \forall O_1 \in \mathcal{LO}_{A^{\text{old}}} \quad \forall g \in K:$$

$$\begin{aligned} p^{\text{old}}[O_1] &= \sum (p^{\text{new}}[O] \mid O \in \mathcal{LO}_{A^{\text{new}}} \text{ with} \\ (1) \quad &\forall a, b \in A^{\text{new}} \setminus K: ab \in O_1 \Leftrightarrow ab \in O. \\ (2) \quad &\forall a \in A^{\text{new}} \setminus K: ad \in O_1 \Leftrightarrow ag \in O. \\ (3) \quad &\forall b \in A^{\text{new}} \setminus K: db \in O_1 \Leftrightarrow gb \in O.) \end{aligned}$$

$$(5.4.6.2) \quad \forall a, b \in A^{\text{old}} \setminus \{d\}: q^{\text{old}}[a, b] = q^{\text{new}}[a, b].$$

$$(5.4.6.3) \quad \forall a \in A^{\text{old}} \setminus \{d\} \quad \forall g \in K: q^{\text{old}}[a, d] = q^{\text{new}}[a, g].$$

$$(5.4.6.4) \quad \forall b \in A^{\text{old}} \setminus \{d\} \quad \forall g \in K: q^{\text{old}}[d, b] = q^{\text{new}}[g, b].$$

$$\begin{aligned} (5.4.6.5) \quad &\forall a \in A^{\text{old}} \setminus \{d\}: \\ (i) \quad &(a \notin B) \Rightarrow (r^{\text{old}}[a] = r^{\text{new}}[a]). \\ (ii) \quad &(a \in B) \Rightarrow (r^{\text{old}}[a] \cdot (1 + |B|) = r^{\text{new}}[a] \cdot (|K| + |B|)). \end{aligned}$$

Remark:

When $r^{\text{old}}[a] = 0$, then (5.4.6.5)(i) and (5.4.6.5)(ii) are equivalent.

The presumption ($a \notin B$) in (5.4.6.5)(i) is needed to exclude situations where alternative a was chosen with positive probability (i.e.: $r^{\text{old}}[a] > 0$) and every voter is indifferent between alternative a and alternative d (i.e.: $a \in B$). In those situations, alternative a and alternative d were necessarily chosen with the same probability (i.e.: $r^{\text{old}}[a] = r^{\text{old}}[d]$). When alternative d is replaced by a set K of more than one alternative, as defined in (4.6.1) – (4.6.3), then, again, every alternative in ($K \cup \{a\}$) is necessarily chosen with the same probability (i.e.: $r^{\text{new}}[a] = r^{\text{new}}[g]$ for every $g \in K$), so that the probability, that alternative a is chosen, necessarily drops (i.e.: $r^{\text{old}}[a] > r^{\text{new}}[a]$).

Claim:

The Schulze method $O_{\text{final}}(\sigma)$, as defined in sections 5.1, with the TBRL $>_{\sigma}$, as defined in section 5.2, is independent of clones.

Proof (overview):

We prove that all the alternatives $g \in K$ are ranked in a consecutive manner in the TBRC $>_{\mu}$. We then prove that, for every $a \in A^{\text{old}} \setminus \{d\}$, all the links ag with $g \in K$ are ranked in a consecutive manner in the TBRL $>_{\sigma}$. We further prove that, for every $b \in A^{\text{old}} \setminus \{d\}$, all the links gb with $g \in K$ are ranked in a consecutive manner in the TBRL $>_{\sigma}$.

The rest of the proof is identical to the proof in section 4.6.

5.4.7. Smith

Definition:

An election method satisfies *Smith* if the following holds:

Suppose (4.7.2) and (4.7.3).

Then we get:

$$(5.4.7.1) \quad \forall a \in B_1 \forall b \in B_2: q[a,b] = 1.$$

$$(5.4.7.2) \quad \sum (r[a] \mid a \in B_1) = 1.$$

An election method satisfies *Smith-IIA* if the following holds:

Suppose (4.7.2) and (4.7.3).

Suppose $d \in B_2$ is removed. Then we get:

$$(5.4.7.3) \quad \begin{aligned} \forall O_1 \in \mathcal{LO}_{B_1}: \\ \sum (p^{\text{old}}[O] \mid O \in \mathcal{LO}_A \text{ with } O_1 \subset O) = \\ \sum (p^{\text{new}}[O] \mid O \in \mathcal{LO}_{(A \setminus \{d\})} \text{ with } O_1 \subset O). \end{aligned}$$

$$(5.4.7.4) \quad \forall a,b \in B_1: q^{\text{old}}[a,b] = q^{\text{new}}[a,b].$$

$$(5.4.7.5) \quad \forall a \in B_1: r^{\text{old}}[a] = r^{\text{new}}[a].$$

Suppose $d \in B_1$ is removed. Then we get:

$$(5.4.7.6) \quad \begin{aligned} \forall O_1 \in \mathcal{LO}_{B_2}: \\ \sum (p^{\text{old}}[O] \mid O \in \mathcal{LO}_A \text{ with } O_1 \subset O) = \\ \sum (p^{\text{new}}[O] \mid O \in \mathcal{LO}_{(A \setminus \{d\})} \text{ with } O_1 \subset O). \end{aligned}$$

$$(5.4.7.7) \quad \forall a,b \in B_2: q^{\text{old}}[a,b] = q^{\text{new}}[a,b].$$

Claim:

If $>_D$ satisfies (2.1.5), then the Schulze method $O_{\text{final}}(\sigma)$, as defined in sections 5.1, with the TBRL $>_{\sigma}$, as defined in section 5.2, satisfies Smith and Smith-IIA.

Proof (overview):

The proof is identical to the proofs in section 4.7.

5.4.8. Runtime

The runtime to calculate the pairwise matrix is $O(N \cdot (C^2))$.

The runtime to calculate the TBRL is $O(N \cdot (C^4))$ because, in worst case, $O(N)$ ballots have to be picked and, each time, $O(C^2)$ links are compared with $O(C^2)$ other links, according to (5.2.1).

On closer examination, to sort the $O(C^2)$ links according to their strengths, it is not necessary to compare each of the $O(C^2)$ links with each other of the $O(C^2)$ links directly. As the fastest algorithms to sort X items according to their strengths have a runtime of $O(X \cdot \log(X))$, the runtime of the fastest algorithms to sort the $O(C^2)$ links according to their strengths is $O((C^2) \cdot \log(C))$.

Therefore, the runtime to calculate the TBRL, as defined in (5.2.1), reduces to $O(N \cdot (C^2) \cdot \log(C))$.

The runtime to calculate a complete ranking, as defined in section 5.1, is $O(C^7)$ because, in worst case, there are $O(C^2)$ pairwise ties “ $P_\sigma[m,n] \approx_\sigma P_\sigma[n,m]$ ” (line 54). In worst case, $O(C^2)$ links have to be declared *forbidden* to resolve a pairwise tie. Each time, the runtime of the Floyd-Warshall algorithm to calculate the strength of the strongest path from every alternative to every other alternative is $O(C^3)$.

On closer examination, to resolve the pairwise tie “ $P_\sigma[m,n] \approx_\sigma P_\sigma[n,m]$ ”, it is not necessary to calculate the strength of the strongest path from every alternative to every other alternative. It is sufficient to calculate the strength of the strongest path from alternative m to alternative n and the strength of the strongest path from alternative n to alternative m . This can be done with the Dijkstra algorithm in a runtime $O(C^2)$.

Therefore, the runtime to calculate a complete ranking, as defined in section 5.1, reduces to $O(C^6)$.

Thus, the total runtime to calculate the binary relation O , as defined in section 5, is $O((N \cdot (C^2) \cdot \log(C)) + (C^6))$.

6. Definition of the Strength of a Pairwise Link

6.1. Winning Votes

There has been some debate about how to define $>_D$ when it is presumed that on the one side each voter has a sincere linear order of the alternatives, but on the other side some voters cast only a strict weak order because of strategic considerations. We got to the conclusion that the strength $(N[e,f], N[f,e])$ of the pairwise link $ef \in A \times A$ should be measured by *winning votes*, i.e. primarily by the support $N[e,f]$ of this link and secondarily by the opposition $N[f,e]$ to this link.

$(N[e,f], N[f,e]) >_{win} (N[g,h], N[h,g])$ if and only if at least one of the following conditions is satisfied:

1. $N[e,f] > N[f,e]$ and $N[g,h] \leq N[h,g]$.
2. $N[e,f] \geq N[f,e]$ and $N[g,h] < N[h,g]$.
3. $N[e,f] > N[f,e]$ and $N[g,h] > N[h,g]$ and $N[e,f] > N[g,h]$.
4. $N[e,f] > N[f,e]$ and $N[g,h] > N[h,g]$ and $N[e,f] = N[g,h]$ and $N[f,e] < N[h,g]$.
5. $N[e,f] < N[f,e]$ and $N[g,h] < N[h,g]$ and $N[f,e] < N[h,g]$.
6. $N[e,f] < N[f,e]$ and $N[g,h] < N[h,g]$ and $N[f,e] = N[h,g]$ and $N[e,f] > N[g,h]$.

Suppose $a, b \in A$. Suppose $R_1[a] := \|\{v \in V \mid \forall c \in A \setminus \{a\}: a >_v c\}\|$ is the number of voters who strictly prefer alternative a to every other alternative. Suppose $R_2[b] := \|\{v \in V \mid \exists c \in A \setminus \{b\}: b >_v c\}\|$ is the number of voters who strictly prefer alternative b to at least one other alternative. Suppose $R_1[a] > R_2[b]$. Then *Woodall's plurality criterion* says: $b \notin S$. Woodall (1997) writes: "If some candidate b has strictly fewer votes in total than some other candidate a has first-preference votes, then candidate b should not be elected."

Claim:

If $>_{win}$ is being used, then the Schulze method satisfies Woodall's plurality criterion.

Proof:

Suppose

$$(6.1.1) \quad R_1[a] > R_2[b].$$

With (6.1.1) and the definition for $>_{win}$, we get

$$(6.1.2) \quad (R_1[a], R_2[b]) >_{win} (R_2[b], 0).$$

With the definitions for $R_1[a]$ and $R_2[b]$, we get

$$(6.1.3) \quad N[a, b] \geq R_1[a].$$

$$(6.1.4) \quad N[b, a] \leq R_2[b].$$

With (6.1.3), (6.1.4), and the definition for $>_{win}$, we get

$$(6.1.5) \quad (N[a, b], N[b, a]) \approx_{win} (R_1[a], R_2[b]).$$

With the definition for $R_2[b]$, we get

$$(6.1.6) \quad \forall c \in A \setminus \{b\}: N[b, c] \leq R_2[b].$$

With (6.1.6) and the definition for $>_{win}$, we get

$$(6.1.7) \quad \forall c \in A \setminus \{b\}: (N[b, c], N[c, b]) \lesssim_{win} (R_2[b], 0).$$

With (2.2.6) and (6.1.7), we get

$$(6.1.8) \quad P_{win}[b, a] \lesssim_{win} (R_2[b], 0).$$

With (2.2.3), (6.1.5), (6.1.2), and (6.1.8), we get

$$(6.1.9) \quad P_{win}[a, b] \approx_{win} (N[a, b], N[b, a]) \approx_{win} (R_1[a], R_2[b]) >_{win} (R_2[b], 0) \approx_{win} P_{win}[b, a]$$

so that $ab \in O$. □

6.2. Margins

Reversal independence says that adding a ballot and its reverse should not change the result of the elections. In other words, a ballot and its reverse should always cancel each other out.

Definition:

Suppose w_1 and w_2 are strict weak orders with

$$(6.2.1) \quad \forall a, b \in A: a \succ_{w_1} b \Leftrightarrow b \succ_{w_2} a.$$

Suppose $V^{\text{new}} := V^{\text{old}} + \{w_1\} + \{w_2\}$.

Then, an election method satisfies *reversal independence* if the following holds:

$$(6.2.2) \quad \mathcal{O}^{\text{new}} = \mathcal{O}^{\text{old}}.$$

$$(6.2.3) \quad \mathcal{S}^{\text{new}} = \mathcal{S}^{\text{old}}.$$

Claim:

If \succ_{margin} is being used, then the Schulze method, as defined in section 2.2, satisfies reversal independence.

Proof:

The proof is trivial. When w_1 and w_2 are added, then $N^{\text{new}}[a, b] - N^{\text{new}}[b, a] = N^{\text{old}}[a, b] - N^{\text{old}}[b, a]$ for all $a, b \in A$. Therefore

$$(6.2.4) \quad \begin{aligned} & \forall (e, f), (g, h) \in A \times A: \\ & ((N^{\text{new}}[e, f] - N^{\text{new}}[f, e] > N^{\text{new}}[g, h] - N^{\text{new}}[h, g]) \\ & \Leftrightarrow (N^{\text{old}}[e, f] - N^{\text{old}}[f, e] > N^{\text{old}}[g, h] - N^{\text{old}}[h, g])). \end{aligned}$$

Therefore

$$(6.2.5) \quad \begin{aligned} & \forall (e, f), (g, h) \in A \times A: \\ & (N^{\text{new}}[e, f], N^{\text{new}}[f, e]) \succ_{\text{margin}} (N^{\text{new}}[g, h], N^{\text{new}}[h, g]) \\ & \Leftrightarrow (N^{\text{old}}[e, f], N^{\text{old}}[f, e]) \succ_{\text{margin}} (N^{\text{old}}[g, h], N^{\text{old}}[h, g]). \end{aligned}$$

With (2.2.2) and (6.2.5), we get (6.2.2) and (6.2.3). \square

7. Supermajority Requirements

When preferential ballots are being used in referendums, then sometimes alternatives have to fulfill some supermajority requirements to qualify. Typical supermajority requirements define some $M_1 \in \mathbb{N}$ or some $1 \leq M_2 \in \mathbb{R}$ and say that $N[a,b]$ must be strictly larger than $\max \{ N[b,a], M_1 \}$ or that $N[a,b]$ must be strictly larger than $M_2 \cdot N[b,a]$ to replace alternative $b \in A$ by alternative $a \in A$. Or they say that $N[a,b]$ must be strictly larger than $N[b,a]$ not only in the electorate as a whole, but also in a majority of its geographic parts or even in each of its geographic parts. It is also possible that in the same referendum the voters have to choose between alternatives that have to fulfill different supermajority requirements to qualify. In this section, we discuss a possible way to combine the Schulze method with supermajority requirements. Suppose $s \in A$ is the *status quo*.

These are the two tasks of supermajority requirements:

Task #1 (*protecting the status quo*):

Supermajority requirements protect the status quo from accidental majorities. They make it more difficult to replace the status quo s by alternative $a \in A \setminus \{s\}$. Therefore, an important property of all supermajority requirements is that, when s had won in the absence of these requirements, then it also wins in the presence of these requirements.

Task #2 (*preventing the status quo from cycling*):

Supermajority requirements prevent the status quo from cycling. Suppose $s(0)$ is the starting status quo. Suppose $s(k+1)$ is the new status quo when the method is applied to the same set of alternatives A , to the same set of ballots V , and to the status quo $s(k)$. Then we would expect that (for every possible set of alternatives A , for every possible set of ballots V , and for every possible starting status quo $s(0) \in A$) there is an $m < C$ such that $s(k) \equiv s(m)$ for all $k \geq m$.

We recommend the following method:

The Schulze relation O , as defined in section 2.2, is calculated.

A *Tie-Breaking Ranking of the Links* (TBRL), a linear order $>_{\sigma}$ on $A \times A$, and a *Tie-Breaking Ranking of the Candidates* (TBRC), a linear order $>_{\mu}$ on A , are calculated as described in section 5.2 variant 1.

The final Schulze relation $O_{final}(\sigma)$, as defined in section 5.1, is calculated.

Alternative $a \in A \setminus \{s\}$ is *attainable* if and only if $N[a,s] > N[s,a]$ and (a) there is no supermajority requirement to replace the status quo s by alternative a or (b) alternative a has the supermajority required to replace the status quo s by alternative a .

Alternative $a \in A$ is *eligible* if and only if ($a \equiv s$) or ((a is attainable) and ($as \in O$)).

A winner is an alternative $a \in A$ with (1) alternative a is eligible and (2) $ab \in O_{final}(\sigma)$ for every other eligible alternative b .

The condition “ $as \in O$ ” in the definition of eligibility implies that alternative a can win only if it had disqualified the status quo s in the absence of supermajority requirements. This guarantees that, if s had won in the absence of supermajority requirements, then s also wins in the presence of these supermajority requirements.

In the above suggestion, the status quo s can only be replaced by an alternative a with $as \in O$. As O is transitive, it is guaranteed that the status quo cannot be changed in a cyclic manner.

8. Electoral College

There has been some debate about how to combine the Schulze method with the Electoral College for the elections of the President of the USA. In my opinion, the Electoral College serves two important purposes:

Purpose #1: The Electoral College gives more power to the smaller states.

The Senate, where each state has the same voting power regardless of its population, is more powerful than the House of Representatives, where each state has a voting power in proportion of its population. This is true especially for decisions that are close to the executive. For example, the President needs the consent of the Senate for treaties and for the appointment of officers and judges. Because of this reason, it is more important that the President has a reliable support in the Senate than that he has a reliable support in the House of Representatives.

Purpose #2: The Electoral College makes it possible to count the ballots on the state levels and then to add up the electoral votes.

The Electoral College makes it possible that, to guarantee that all voters are treated in an equal manner, it is only necessary to guarantee that all voters *in the same state* are treated in an equal manner. However, if the ballots were added up on the national level, it would be necessary to guarantee that *all voters all over the USA* are treated in an equal manner. In the latter case, many provisions (e.g. the rules to gain suffrage or to be excluded from suffrage, the ballot access rules, the rules for postal voting, the opening hours of the polling places) would have to be harmonized all over the USA, leading to a very powerful central election authority.

This property is desirable especially for the elections to the National Conventions for the nominations of the presidential candidates. Here, the election rules and the set of candidates differ significantly from state to state.

To combine the Schulze method with the Electoral College without losing any of its purposes, we recommend that, for each pair of candidates a and b separately, we should determine how many electoral votes $N_{electors}[a,b]$ candidate a would get and how many electoral votes $N_{electors}[b,a]$ candidate b would get when only these two candidates were running. We then apply the Schulze method to the matrix $N_{electors}$.

So we recommend the following method:

Stage 1:

Suppose A is the set of candidates who are running in at least one state.

Suppose $A_X \subseteq A$ is the set of candidates who are running in state X .

For $a, b \in A_X$: $N_X[a, b] \in \mathbb{N}_0$ is the number of voters in state X who strictly prefer candidate a to candidate b .

Stage 2:

Suppose $y \in \mathbb{R}$ with $y > 0$. Then “smaller_or_equal(y)” is the largest integer that is smaller than or equal to y . In other words: “smaller_or_equal(y)” is that integer $z \in \mathbb{N}_0$ with $z \leq y < (z + 1)$.

Suppose $y \in \mathbb{R}$ with $y > 0$. Then “strictly_smaller(y)” is the largest integer that is strictly smaller than y . In other words: “strictly_smaller(y)” is that integer $z \in \mathbb{N}_0$ with $z < y \leq (z + 1)$.

Suppose $E_X \in \mathbb{N}$ is the number of electors of state X .

Suppose:

- (a) $F_X[a, b] := E_X$,
if $\{ a \in A_X \text{ and } b \notin A_X \}$ or $\{ a, b \in A_X \text{ and } N_X[a, b] > N_X[b, a] = 0 \}$.
- (b) $F_X[a, b] := 0$,
if $\{ a \notin A_X \text{ and } b \in A_X \}$ or $\{ a, b \in A_X \text{ and } N_X[b, a] > N_X[a, b] = 0 \}$.
- (c) $F_X[a, b] := E_X / 2$,
if $\{ a, b \notin A_X \}$ or $\{ a, b \in A_X \text{ and } N_X[a, b] = N_X[b, a] \}$.
- (d) $F_X[a, b] := 0.01 \cdot \text{smaller_or_equal} \left(\frac{N_X[a, b] \cdot (1 + 100 \cdot E_X)}{N_X[a, b] + N_X[b, a]} \right)$,
if $a, b \in A_X$ and $N_X[a, b] > N_X[b, a] > 0$.
- (e) $F_X[a, b] := 0.01 \cdot \text{strictly_smaller} \left(\frac{N_X[a, b] \cdot (1 + 100 \cdot E_X)}{N_X[a, b] + N_X[b, a]} \right)$,
if $a, b \in A_X$ and $N_X[b, a] > N_X[a, b] > 0$.

$$N_{\text{electors}}[a, b] := \sum_X F_X[a, b].$$

Stage 3:

The Schulze method, as defined in section 2.2, is applied to N_{electors} .

Suppose the Schulze method is used for presidential primaries. Suppose some candidate g withdraws and doesn’t take part in the remaining primaries. Then candidate g is not removed from the pairwise matrix. Rather he is treated as described at stage 2 (a) – (c). This regulation is necessary because removing a loser can still change the winner.

9. Proportional Representation by the Single Transferable Vote

The term “Proportional Representation by the Single Transferable Vote” (STV) refers to preferential multi-winner election methods where the winning alternatives represent the electorate in a proportional manner. What exactly “in a proportional manner” means in this context is debatable and will be discussed in section 9.4.

A is a finite and non-empty set of alternatives. $M \in \mathbb{N}$ with $0 < M < \infty$ is the number of seats. $C \in \mathbb{N}$ with $M < C < \infty$ is the number of alternatives. $N \in \mathbb{N}$ with $0 < N < \infty$ is the number of voters.

A_M is the set of the $(C!)/((M!) \cdot ((C-M)!))$ possible ways to choose M different alternatives from the set A . The elements of A_M are indicated with *wedding* letters $\mathfrak{A}, \mathfrak{B}, \mathfrak{C}, \dots$

Input of an STV method is a profile, as defined in section 2.1. Output of an STV method is a subset $\emptyset \neq \mathcal{S}_M \subseteq A_M$ of potential winning sets.

9.1. Schulze STV

In Schulze STV, we only compare every set of M alternatives with every other set of M alternatives that differs in exactly one alternative.

There are $(C!)/((M!) \cdot (C-M)!)$ sets of exactly M alternatives.

There are $(C!)/(((M+1)!) \cdot ((C-M-1)!))$ possible $(M+1)$ -way contests. Each $(M+1)$ -way contest leads to $M \cdot (M+1)$ links in that digraph where each node represents a set of M alternatives. See e.g. page 343.

So we have a digraph with $(C!)/((M!) \cdot (C-M)!)$ nodes and $M \cdot (M+1) \cdot (C!)/(((M+1)!) \cdot ((C-M-1)!)) = (C!)/(((M-1)!) \cdot ((C-M-1)!))$ links. This digraph is strongly connected. (A digraph is *strongly connected* : \Leftrightarrow For every pair of two different nodes \mathfrak{A} and \mathfrak{B} , there is a directed path from node \mathfrak{A} to node \mathfrak{B} and a directed path from node \mathfrak{B} to node \mathfrak{A} .) We then apply the Schulze method, as defined in section 2.2, to this digraph. This works because, for the proof in section 4.1, it is sufficient that the digraph, that the Schulze method is applied to, is strongly connected. It is not necessary that this digraph is complete.

Schulze STV is motivated by the fact that we want a generalization of the Condorcet criterion from single-winner elections to multi-winner elections that is as strong as possible (section 9.3), so that the possibility, that an additional alternative changes the result of the election without being elected, is minimized. In section 10.4, we will see that the Condorcet criterion, that we get by this manner, is so strong that we almost always have M Condorcet winners or, at least, $(M-1)$ Condorcet winners.

Like in section 2, two degrees of freedom have to be addressed: (1) How is the strength $(a_1; \dots; a_{(M-1)}; b; c)$ of the link $(a_1; \dots; a_{(M-1)}; b) \rightarrow (a_1; \dots; a_{(M-1)}; c)$ measured? (2) How do we solve situations without a unique winning set?

Suppose $\mathcal{U} := \{u_1, \dots, u_N\}$ is a list of N strict weak orders each on the same set of $(M+1)$ alternatives $(a_1; \dots; a_{(M-1)}; b; c)$. Suppose $\mathcal{V} := \{v_1, \dots, v_N\}$ is a list of N strict weak orders each on the same set of $(M+1)$ alternatives $(d_1; \dots; d_{(M-1)}; e; f)$. Then, we presume that $>_D$ is a strict weak order that compares \mathcal{U} and \mathcal{V} . We presume that $>_D$ satisfies at least the following presumptions:

(9.1.1) *(independence of permutating $a_1, \dots, a_{(M-1)}$)*

Suppose the alternatives in $a_1, \dots, a_{(M-1)}$ are permutated. Then we get: $\mathcal{U}^{\text{old}} \approx_D \mathcal{U}^{\text{new}}$.

Presumption (9.1.1) allows us to write $(\{a_1, \dots, a_{(M-1)}\}; b; c)$, instead of $(a_1; \dots; a_{(M-1)}; b; c)$, for the strength of the link $(\{a_1, \dots, a_{(M-1)}\}; b) \rightarrow (\{a_1, \dots, a_{(M-1)}\}; c)$.

(9.1.2) *(anonymity)*

Suppose $\{\sigma(1), \dots, \sigma(N)\}$ is a permutation of $\{1, \dots, N\}$. Then for every list $\mathcal{U} := \{u_1, \dots, u_N\}$ of N elements, we get

$$\{u_{\sigma(1)}, \dots, u_{\sigma(N)}\} \approx_D \{u_1, \dots, u_N\}.$$

(9.1.3) *(independence of empty ballots)*

Suppose an empty ballot (i.e. a ballot that is indifferent between all alternatives $a_1, \dots, a_{(M-1)}, b, c$ resp. between all alternatives $d_1, \dots, d_{(M-1)}, e, f$) is added at the end of \mathcal{U} and \mathcal{V} . Then we get

$$\mathcal{U}^{\text{old}} >_D \mathcal{V}^{\text{old}} \Leftrightarrow \mathcal{U}^{\text{new}} >_D \mathcal{V}^{\text{new}}.$$

(9.1.4) *(non-negative responsiveness)*

Suppose some ballots in $\mathcal{U} := \{u_1, \dots, u_N\}$ are replaced by ballots where alternative b is ranked higher and/or where alternative c is ranked lower without changing the order in which the other alternatives $a_1, \dots, a_{(M-1)}$ are ranked relatively to each other. Then the strength of \mathcal{U} must not decrease.

Suppose

$$(9.1.4a) \quad \forall v \in \mathcal{U} \forall a_i, a_j \in a_1, \dots, a_{(M-1)}: a_i \succ_v^{\text{old}} a_j \Leftrightarrow a_i \succ_v^{\text{new}} a_j.$$

$$(9.1.4b) \quad \forall v \in \mathcal{U} \forall a_i \in a_1, \dots, a_{(M-1)}: b \succ_v^{\text{old}} a_i \Rightarrow b \succ_v^{\text{new}} a_i.$$

$$(9.1.4c) \quad \forall v \in \mathcal{U} \forall a_i \in a_1, \dots, a_{(M-1)}: b \succsim_v^{\text{old}} a_i \Rightarrow b \succsim_v^{\text{new}} a_i.$$

$$(9.1.4d) \quad \forall v \in \mathcal{U} \forall a_i \in a_1, \dots, a_{(M-1)}: a_i \succ_v^{\text{old}} c \Rightarrow a_i \succ_v^{\text{new}} c.$$

$$(9.1.4e) \quad \forall v \in \mathcal{U} \forall a_i \in a_1, \dots, a_{(M-1)}: a_i \succsim_v^{\text{old}} c \Rightarrow a_i \succsim_v^{\text{new}} c.$$

$$(9.1.4f) \quad \forall v \in \mathcal{U}: b \succ_v^{\text{old}} c \Rightarrow b \succ_v^{\text{new}} c.$$

$$(9.1.4g) \quad \forall v \in \mathcal{U}: b \succsim_v^{\text{old}} c \Rightarrow b \succsim_v^{\text{new}} c.$$

Then: $\mathcal{U}^{\text{old}} \precsim_D \mathcal{U}^{\text{new}}$.

(9.1.5) (positive responsiveness)

- (a) Suppose some ballots in $\mathcal{U} := \{u_1, \dots, u_N\}$ are replaced by ballots where alternative b is ranked higher and/or where alternative c is ranked lower without changing the order in which the other alternatives $a_1, \dots, a_{(M-1)}$ are ranked relatively to each other. Suppose, for every alternative $a_1, \dots, a_{(M-1)}, c$, at least one voter improves his ranking for b with respect to $a_1, \dots, a_{(M-1)}, c$. Then the strength of \mathcal{U} must increase.

Suppose (9.1.4a) – (9.1.4g).

Suppose

(9.1.5a) $\exists v \in \mathcal{U}$:

$$((b <_v^{\text{old}} c \wedge b \gtrsim_v^{\text{new}} c) \vee (b \lesssim_v^{\text{old}} c \wedge b >_v^{\text{new}} c)).$$

(9.1.5b) $\forall a_i \in a_1, \dots, a_{(M-1)} \exists v \in \mathcal{U}$:

$$((b <_v^{\text{old}} a_i \wedge b \gtrsim_v^{\text{new}} a_i) \vee (b \lesssim_v^{\text{old}} a_i \wedge b >_v^{\text{new}} a_i)).$$

Then: $\mathcal{U}^{\text{old}} <_D \mathcal{U}^{\text{new}}$.

- (b) Suppose some ballots in $\mathcal{U} := \{u_1, \dots, u_N\}$ are replaced by ballots where alternative b is ranked higher and/or where alternative c is ranked lower without changing the order in which the other alternatives $a_1, \dots, a_{(M-1)}$ are ranked relatively to each other. Suppose, for every alternative $a_1, \dots, a_{(M-1)}, b$, at least one voter worsens his ranking for c with respect to $a_1, \dots, a_{(M-1)}, b$. Then the strength of \mathcal{U} must increase.

Suppose (9.1.4a) – (9.1.4g).

Suppose

(9.1.5c) $\exists v \in \mathcal{U}$:

$$((b <_v^{\text{old}} c \wedge b \gtrsim_v^{\text{new}} c) \vee (b \lesssim_v^{\text{old}} c \wedge b >_v^{\text{new}} c)).$$

(9.1.5d) $\forall a_i \in a_1, \dots, a_{(M-1)} \exists v \in \mathcal{U}$:

$$((a_i <_v^{\text{old}} c \wedge a_i \gtrsim_v^{\text{new}} c) \vee (a_i \lesssim_v^{\text{old}} c \wedge a_i >_v^{\text{new}} c)).$$

Then: $\mathcal{U}^{\text{old}} <_D \mathcal{U}^{\text{new}}$.

(9.1.6) *(reversal symmetry)*

Suppose the strength $(\{a_1, \dots, a_{(M-1)}\}; b; c)$ of the link $(\{a_1, \dots, a_{(M-1)}\}; b) \rightarrow (\{a_1, \dots, a_{(M-1)}\}; c)$ is stronger than the strength $(\{d_1, \dots, d_{(M-1)}\}; e; f)$ of the link $(\{d_1, \dots, d_{(M-1)}\}; e) \rightarrow (\{d_1, \dots, d_{(M-1)}\}; f)$. Then the strength $(\{d_1, \dots, d_{(M-1)}\}; f; e)$ of the link $(\{d_1, \dots, d_{(M-1)}\}; f) \rightarrow (\{d_1, \dots, d_{(M-1)}\}; e)$ is stronger than the strength $(\{a_1, \dots, a_{(M-1)}\}; c; b)$ of the link $(\{a_1, \dots, a_{(M-1)}\}; c) \rightarrow (\{a_1, \dots, a_{(M-1)}\}; b)$.

 (9.1.7) *(homogeneity)*

For every $x_1, x_2 \in \mathbb{N}$, we get

$$\frac{x_1 \text{ times}}{\mathcal{U} + \dots + \mathcal{U}} >_D \frac{x_1 \text{ times}}{\mathcal{V} + \dots + \mathcal{V}} \Rightarrow \frac{x_2 \text{ times}}{\mathcal{U} + \dots + \mathcal{U}} >_D \frac{x_2 \text{ times}}{\mathcal{V} + \dots + \mathcal{V}}.$$

 (9.1.8) *(independence of strong winners)*

Suppose that some voters change the order in which they rank the alternatives $a_1, \dots, a_{(M-1)}$ relatively to each other. Suppose we have

$$(9.1.8a) \quad \forall v \in \mathcal{U} \forall a_i \in a_1, \dots, a_{(M-1)}: a_i >_v^{\text{old}} b \Leftrightarrow a_i >_v^{\text{new}} b.$$

$$(9.1.8b) \quad \forall v \in \mathcal{U} \forall a_i \in a_1, \dots, a_{(M-1)}: b >_v^{\text{old}} a_i \Leftrightarrow b >_v^{\text{new}} a_i.$$

$$(9.1.8c) \quad \forall v \in \mathcal{U} \forall a_i \in a_1, \dots, a_{(M-1)}: a_i >_v^{\text{old}} c \Leftrightarrow a_i >_v^{\text{new}} c.$$

$$(9.1.8d) \quad \forall v \in \mathcal{U} \forall a_i \in a_1, \dots, a_{(M-1)}: c >_v^{\text{old}} a_i \Leftrightarrow c >_v^{\text{new}} a_i.$$

$$(9.1.8e) \quad \forall v \in \mathcal{U}: b >_v^{\text{old}} c \Leftrightarrow b >_v^{\text{new}} c.$$

$$(9.1.8f) \quad \forall v \in \mathcal{U}: c >_v^{\text{old}} b \Leftrightarrow c >_v^{\text{new}} b.$$

Then we get: $\mathcal{U}^{\text{old}} \approx_D \mathcal{U}^{\text{new}}$.

 (9.1.9) *(transitivity and negative transitivity in the M-seat (M+1)-alternative case)*

(a) Suppose $(\{a_1, \dots, a_{(M-2)}, z\}; x; y) >_D (\{a_1, \dots, a_{(M-2)}, z\}; y; x)$ and $(\{a_1, \dots, a_{(M-2)}, x\}; y; z) >_D (\{a_1, \dots, a_{(M-2)}, x\}; z; y)$. Then we get: $(\{a_1, \dots, a_{(M-2)}, y\}; x; z) >_D (\{a_1, \dots, a_{(M-2)}, y\}; z; x)$.

(b) Suppose $(\{a_1, \dots, a_{(M-2)}, z\}; x; y) \approx_D (\{a_1, \dots, a_{(M-2)}, z\}; y; x)$ and $(\{a_1, \dots, a_{(M-2)}, x\}; y; z) \approx_D (\{a_1, \dots, a_{(M-2)}, x\}; z; y)$. Then we get: $(\{a_1, \dots, a_{(M-2)}, y\}; x; z) \approx_D (\{a_1, \dots, a_{(M-2)}, y\}; z; x)$.

(c) Suppose $(\{a_1, \dots, a_{(M-2)}, z\}; x; y) \approx_D (\{a_1, \dots, a_{(M-2)}, z\}; y; x)$ and $(\{a_1, \dots, a_{(M-2)}, x\}; y; z) \approx_D (\{a_1, \dots, a_{(M-2)}, x\}; z; y)$. Then we get: $(\{a_1, \dots, a_{(M-2)}, y\}; x; z) \approx_D \max_D \{(\{a_1, \dots, a_{(M-2)}, z\}; x; y), (\{a_1, \dots, a_{(M-2)}, x\}; y; z)\}$.

The importance of the presumptions (9.1.1) – (9.1.7) follows directly from the considerations in sections 2 – 5.

Presumption (9.1.8) is motivated by the considerations in Schulze (2004, 2011b): In multi-winner elections, but not in single-winner elections, it is a useful strategy for a voter not to give a good preference to an alternative that wins with certainty even without this voter’s vote (*Hylland free riding*). By using this strategy, this voter increases his impact on which the other winners are. When the voters have understood this strategic loophole well, the order in which the individual voter ranks the strong alternatives relatively to each other doesn’t say anything anymore about the sincere opinion of this voter, but only about his strategic skills and his information about the opinions of the other voters. So the order, in which the individual voter ranks the strong alternatives relatively to each other, doesn’t contain any information and should, therefore, have no impact on the result of the election.

Presumption (9.1.9) says that, at least in the M -seat $(M+1)$ -alternative case, pairwise comparisons must be transitive [presumption (9.1.9)(a)] and negatively transitive [presumption (9.1.9)(b)] so that, at least in this case, the result cannot be cyclic.

In sections 9.1.1 and 9.1.2, we will introduce a concrete definition for the strength of links that satisfies (9.1.1) – (9.1.9). In section 9.1.3, we will describe how Schulze STV will look like with this definition for the strength of links.

9.1.1. Proportional Completion

Proportional completion means that non-linear individual orders are completed to linear orders in such a manner that, for each set of alternatives, the proportions of the individual orders, restricted to these alternatives, are not changed.

Example: Suppose a voter is indifferent between alternative a and alternative b . Suppose of the other voters $X_1 = 56$ strictly prefer alternative a to alternative b and $X_2 = 44$ strictly prefer alternative b to alternative a , then this voter is replaced by $X_1/(X_1+X_2) = 0.56$ voters who rank these alternatives $a >_v b$ and by $X_2/(X_1+X_2) = 0.44$ voters who rank these alternatives $b >_v a$ and who rank the other alternatives in the same manner as the original voter did.

Basic idea behind proportional completion is that, on the one side, adding a voter who is indifferent between all alternatives, that have chances to win, should not change the result of the election as this additional voter doesn’t add new information. On the other side, the definition for the strengths of the links between sets of alternatives (section 9.1.2) requires that each voter casts a linear order.

The following 3 stages give a precise definition for proportional completion.

Stage 1:

W shall be the proportional completion of V . $\rho(w) \in \mathbb{R}$ shall be the weight of voter $w \in W$. Then we start with

$$(9.1.1.1) \quad W := V.$$

$$(9.1.1.2) \quad \forall w \in W: \rho(w) := 1.$$

Stage 2:

Suppose there is a voter $w \in W$ and a set of alternatives $f_1, \dots, f_n \in A$ with

$$(9.1.1.3) \quad n > 1.$$

$$(9.1.1.4) \quad \forall f_i, f_j \in \{f_1, \dots, f_n\}: f_i \approx_w f_j.$$

$$(9.1.1.5) \quad \forall f_i \in \{f_1, \dots, f_n\} \forall e \in A \setminus \{f_1, \dots, f_n\}: f_i \not\approx_w e.$$

Suppose $X \in \mathbb{N}_0$ is the number of voters $v \in V$ with

$$(9.1.1.6) \quad \exists f_i, f_j \in \{f_1, \dots, f_n\}: f_i \not\approx_v f_j.$$

Case 1: $X > 0$.

For each voter $v \in V$ with (9.1.1.6), a voter u is added to W with

$$(9.1.1.7) \quad \forall g, h \in A \setminus \{f_1, \dots, f_n\}: g \succ_w h \Leftrightarrow g \succ_u h.$$

$$(9.1.1.8) \quad \forall f_i \in \{f_1, \dots, f_n\} \forall g \in A \setminus \{f_1, \dots, f_n\}: g \succ_w f_i \Leftrightarrow g \succ_u f_i.$$

$$(9.1.1.9) \quad \forall f_i \in \{f_1, \dots, f_n\} \forall h \in A \setminus \{f_1, \dots, f_n\}: f_i \succ_w h \Leftrightarrow f_i \succ_u h.$$

$$(9.1.1.10) \quad \forall f_i, f_j \in \{f_1, \dots, f_n\}: f_i \succ_v f_j \Leftrightarrow f_i \succ_u f_j.$$

$$(9.1.1.11) \quad \rho(u) := \rho(w) / X.$$

Case 2: $X = 0$.

For each of the $n!$ possible permutations $\{\sigma(1), \dots, \sigma(n)\}$ of $\{1, \dots, n\}$, a voter u is added to W with (9.1.1.7) – (9.1.1.9) and

$$(9.1.1.12) \quad \forall f_i, f_j \in \{f_1, \dots, f_n\}: \sigma(i) > \sigma(j) \Leftrightarrow f_i \succ_u f_j.$$

$$(9.1.1.13) \quad \rho(u) := \rho(w) / (n!).$$

After all these voters u have been added to W , the original voter w is removed from W .

Stage 3:

Stage 2 is repeated until $a \not\approx_w b \forall a \in A \forall b \in A \setminus \{a\} \forall w \in W$.

So in each iteration of proportional completion, we look whether there is still a voter who casts a non-linear order. When there is still such a voter, then we take a voter $w \in W$ and a set of alternatives $\emptyset \neq \{f_1, \dots, f_n\} \subseteq A$ (with $n > 1$) where voter w is indifferent between all the alternatives in $\{f_1, \dots, f_n\}$ [see (9.1.1.4)] and different between any alternative in $\{f_1, \dots, f_n\}$ and any alternative in $A \setminus \{f_1, \dots, f_n\}$ [see (9.1.1.5)]. We then look how those voters, who are not indifferent between all the alternatives in $\{f_1, \dots, f_n\}$ [see (9.1.1.6)], rank the alternatives in $\{f_1, \dots, f_n\}$. Voter w is then replaced, in a proportional manner [see (9.1.1.11)], by voters who rank the alternatives in $A \setminus \{f_1, \dots, f_n\}$ in the same order as voter w did [see (9.1.1.7) – (9.1.1.9)] and who rank the alternatives in $\{f_1, \dots, f_n\}$ in the same order as the other voters do [see (9.1.1.10)].

9.1.2. Links between Sets of Winners

In this section, we will propose a concrete definition for $>_D$ that satisfies (9.1.1) – (9.1.9).

Suppose $\{a_1, \dots, a_M, g\} \subset A$. We will define $N[\{a_1, \dots, a_M\}; g] \in \mathbb{R}_{\geq 0}$. We then get the *support* of the link $(\{a_1, \dots, a_{(M-1)}\}; b) \rightarrow (\{a_1, \dots, a_{(M-1)}\}; c)$ by replacing a_M by b and by replacing g by c in the definition of $N[\{a_1, \dots, a_M\}; g]$. We get the *opposition* of the link $(\{a_1, \dots, a_{(M-1)}\}; b) \rightarrow (\{a_1, \dots, a_{(M-1)}\}; c)$ by replacing a_M by c and by replacing g by b in the definition of $N[\{a_1, \dots, a_M\}; g]$.

The link $(\{a_1, \dots, a_{(M-1)}\}; b) \rightarrow (\{a_1, \dots, a_{(M-1)}\}; c)$ is then stronger than the link $(\{d_1, \dots, d_{(M-1)}\}; e) \rightarrow (\{d_1, \dots, d_{(M-1)}\}; f)$ if and only if

$$(N[\{a_1, \dots, a_{(M-1)}, b\}; c], N[\{a_1, \dots, a_{(M-1)}, c\}; b]) >_{D2} (N[\{d_1, \dots, d_{(M-1)}, e\}; f], N[\{d_1, \dots, d_{(M-1)}, f\}; e])$$

where $>_{D2}$ is a strict weak order on $\mathbb{R}_{\geq 0} \times \mathbb{R}_{\geq 0}$ that satisfies (2.1.1) – (2.1.3).

So we get

$$(9.1.2.1) \quad (\{a_1, \dots, a_{(M-1)}\}; b; c) >_D (\{d_1, \dots, d_{(M-1)}\}; e; f) : \Leftrightarrow (N[\{a_1, \dots, a_{(M-1)}, b\}; c], N[\{a_1, \dots, a_{(M-1)}, c\}; b]) >_{D2} (N[\{d_1, \dots, d_{(M-1)}, e\}; f], N[\{d_1, \dots, d_{(M-1)}, f\}; e]).$$

Basic idea for the definition for the support $N[\{a_1, \dots, a_M\}; g]$ of the link $\{a_1, \dots, a_M\} \rightarrow (\{a_1, \dots, a_{(M-1)}\}; g)$ is that a defeat of alternative a against alternative g of strength $N[a, g]$ in a single-winner election corresponds to a situation where each of the alternatives $\{a_1, \dots, a_M\}$ has a “separate quota” against alternative g of strength $N[\{a_1, \dots, a_M\}; g]$ in an M -seat election. See (9.1.2.6) – (9.1.2.7).

W is the proportional completion of V . $\rho(w) \in \mathbb{R}$ is the weight of voter $w \in W$. N_W is the number of voters in W . Then the support $N[\{a_1, \dots, a_M\}; g] \in \mathbb{R}_{\geq 0}$ of the link from $\{a_1, \dots, a_M\}$ to $(\{a_1, \dots, a_{(M-1)}\}; g)$ is defined as follows:

$N[\{a_1, \dots, a_M\}; g] \in \mathbb{R}_{\geq 0}$ is the largest value such that there is a $t \in \mathbb{R}^{(N_W \times M)}$ such that

$$(9.1.2.2) \quad \forall i \in \{1, \dots, N_W\} \forall j \in \{1, \dots, M\}: t_{ij} \geq 0.$$

$$(9.1.2.3) \quad \forall i \in \{1, \dots, N_W\}: \sum_{j=1}^M t_{ij} \leq \rho(i).$$

$$(9.1.2.4) \quad \forall i \in \{1, \dots, N_W\} \forall j \in \{1, \dots, M\}: g >_i a_j \Rightarrow t_{ij} = 0.$$

$$(9.1.2.5) \quad \forall j \in \{1, \dots, M\}: \sum_{i=1}^{N_W} t_{ij} \geq N[\{a_1, \dots, a_M\}; g].$$

So the support $N[\{a_1, \dots, a_M\}; g] \in \mathbb{R}_{\geq 0}$ of the link $\{a_1, \dots, a_M\} \rightarrow (\{a_1, \dots, a_{(M-1)}\}; g)$ is the largest number such that the electorate can be divided into $M+1$ disjoint sets $T_1, \dots, T_{(M+1)}$ such that:

$$(9.1.2.6) \quad \forall j \in \{1, \dots, M\}: \text{Every voter in } T_j \text{ prefers alternative } a_j \text{ to alternative } g.$$

$$(9.1.2.7) \quad \forall j \in \{1, \dots, M\}: \text{The total weight of the voters in } T_j \text{ is at least } N[\{a_1, \dots, a_M\}; g].$$

9.1.3. Definition of Schulze STV

The general definition of Schulze STV looks as follows:

Suppose $>_D$ is a strict weak order as discussed on pages 269–273.

A *path* from set $\mathfrak{X} \in A_M$ to set $\mathfrak{Y} \in A_M \setminus \{\mathfrak{X}\}$ is a sequence of sets $\mathfrak{U}(1), \dots, \mathfrak{U}(n) \in A_M$ with the following properties:

1. $\mathfrak{X} \equiv \mathfrak{U}(1)$.
2. $\mathfrak{Y} \equiv \mathfrak{U}(n)$.
3. $2 \leq n < \infty$.
4. For all $i = 1, \dots, (n-1)$: $\mathfrak{U}(i)$ and $\mathfrak{U}(i+1)$ differ in exactly one alternative. That means: $|\mathfrak{U}(i) \cap \mathfrak{U}(i+1)| = M - 1$ and $|\mathfrak{U}(i) \cup \mathfrak{U}(i+1)| = M + 1$.

The *strength* of the path $\mathfrak{U}(1), \dots, \mathfrak{U}(n)$ is

$$\min_D \{ \mathcal{U} : = (\{a_1, \dots, a_{(M-1)}\}; b; c) \\ \text{with } \{a_1, \dots, a_{(M-1)}\} : = \mathfrak{U}(i) \cap \mathfrak{U}(i+1), \\ b : = \mathfrak{U}(i) \setminus \mathfrak{U}(i+1), \text{ and } c : = \mathfrak{U}(i+1) \setminus \mathfrak{U}(i) \\ | i = 1, \dots, (n-1) \}.$$

In other words: The strength of a path is the strength of its weakest link.

$$P_D[\mathfrak{A}, \mathfrak{B}] : = \max_D \{ \min_D \{ \mathcal{U} : = (\{a_1, \dots, a_{(M-1)}\}; b; c) \\ \text{with } \{a_1, \dots, a_{(M-1)}\} : = \mathfrak{U}(i) \cap \mathfrak{U}(i+1), \\ b : = \mathfrak{U}(i) \setminus \mathfrak{U}(i+1), \text{ and } c : = \mathfrak{U}(i+1) \setminus \mathfrak{U}(i) \\ | i = 1, \dots, (n-1) \} \\ | \mathfrak{U}(1), \dots, \mathfrak{U}(n) \text{ is a path from set } \mathfrak{A} \text{ to set } \mathfrak{B} \}.$$

In other words: $P_D[\mathfrak{A}, \mathfrak{B}]$ is the strength of the strongest path from set $\mathfrak{A} \in A_M$ to set $\mathfrak{B} \in A_M \setminus \{\mathfrak{A}\}$.

(9.1.3.1) The binary relation O_M on A_M is defined as follows:
 $\mathfrak{A}\mathfrak{B} \in O_M : \Leftrightarrow P_D[\mathfrak{A}, \mathfrak{B}] >_D P_D[\mathfrak{B}, \mathfrak{A}].$

(9.1.3.2) $S_M : = \{ \mathfrak{A} \in A_M \mid \forall \mathfrak{B} \in A_M \setminus \{\mathfrak{A}\}: \mathfrak{B}\mathfrak{A} \notin O_M \}$ is the *set of potential winning sets*.

The specific definition of Schulze STV with proportional completion and $N[\{a_1, \dots, a_M\}; g]$, that will be described in great detail in sections 9.2 – 9.4 and in section 10.4, looks as follows:

Suppose $>_{D1}$ and $>_{D2}$ are two binary relations that each satisfy (2.1.1) – (2.1.3).

Stage 1:

We calculate the Schulze single-winner ranking O_1 on A , as defined in section 5, with $>_{D1}$.

Stage 2:

Proportional completion is used to complete V to W .

Stage 3:

A *path* from set $\mathfrak{X} \in A_M$ to set $\mathfrak{Y} \in A_M \setminus \{\mathfrak{X}\}$ is a sequence of sets $\mathfrak{U}(1), \dots, \mathfrak{U}(n) \in A_M$ with the following properties:

1. $\mathfrak{X} \equiv \mathfrak{U}(1)$.
2. $\mathfrak{Y} \equiv \mathfrak{U}(n)$.
3. $2 \leq n < \infty$.
4. For all $i = 1, \dots, (n-1)$: $\mathfrak{U}(i)$ and $\mathfrak{U}(i+1)$ differ in exactly one alternative. That means: $|\mathfrak{U}(i) \cap \mathfrak{U}(i+1)| = M - 1$ and $|\mathfrak{U}(i) \cup \mathfrak{U}(i+1)| = M + 1$.

The *strength* of the path $\mathfrak{U}(1), \dots, \mathfrak{U}(n)$ is

$$\min_{D2} \{ (N[\{a_1, \dots, a_{(M-1)}, b\}; c], N[\{a_1, \dots, a_{(M-1)}, c\}; b]) \\ \text{with } \{a_1, \dots, a_{(M-1)}\} := \mathfrak{U}(i) \cap \mathfrak{U}(i+1), \\ b := \mathfrak{U}(i) \setminus \mathfrak{U}(i+1), \text{ and } c := \mathfrak{U}(i+1) \setminus \mathfrak{U}(i) \\ | i = 1, \dots, (n-1) \}.$$

In other words: The strength of a path is the strength of its weakest link.

$$P_{D2}[\mathfrak{A}, \mathfrak{B}] := \max_{D2} \{ \\ \min_{D2} \{ (N[\{a_1, \dots, a_{(M-1)}, b\}; c], N[\{a_1, \dots, a_{(M-1)}, c\}; b]) \\ \text{with } \{a_1, \dots, a_{(M-1)}\} := \mathfrak{U}(i) \cap \mathfrak{U}(i+1), \\ b := \mathfrak{U}(i) \setminus \mathfrak{U}(i+1), \text{ and } c := \mathfrak{U}(i+1) \setminus \mathfrak{U}(i) \\ | i = 1, \dots, (n-1) \} \\ | \mathfrak{U}(1), \dots, \mathfrak{U}(n) \text{ is a path from set } \mathfrak{A} \text{ to set } \mathfrak{B} \}.$$

In other words: $P_{D2}[\mathfrak{A}, \mathfrak{B}] \in \mathbb{N}_0 \times \mathbb{N}_0$ is the strength of the strongest path from set $\mathfrak{A} \in A_M$ to set $\mathfrak{B} \in A_M \setminus \{\mathfrak{A}\}$.

(9.1.3.3) The binary relation O_M on A_M is defined as follows:

$$\mathfrak{A} \mathfrak{B} \in O_M : \Leftrightarrow P_{D2}[\mathfrak{A}, \mathfrak{B}] >_{D2} P_{D2}[\mathfrak{B}, \mathfrak{A}].$$

(9.1.3.4) $S_M := \{ \mathfrak{A} \in A_M \mid \forall \mathfrak{B} \in A_M \setminus \{\mathfrak{A}\}: \mathfrak{B} \mathfrak{A} \notin O_M \}$ is the *set of potential winning sets*.

Stage 4:

For all $\mathcal{A}, \mathcal{B} \in \mathcal{S}_M$: Suppose there is an alternative $a \in \mathcal{A} \setminus \mathcal{B}$ with $ab \in \mathcal{O}_1$ for every alternative $b \in \mathcal{B} \setminus \mathcal{A}$, then the set \mathcal{A} *disqualifies* the set \mathcal{B} .

The winning set of Schulze STV is that set $\mathcal{A} \in \mathcal{S}_M$ that is not disqualified by some other set $\mathcal{B} \in \mathcal{S}_M$.

9.2. Example A53

To illustrate Schulze STV, we will use a rather large example because smaller examples usually don’t address all aspects of an STV election. We will use example A53 from Tideman’s database. This example is analysed in great detail by Tideman (2000). Example A53 consists of $V = 460$ voters and $C = 10$ alternatives running for $M = 4$ seats.

Example A53 is interesting because the Newland-Britton (1997) method, the Meek (1969, 1970; I.D. Hill, 1987) method, and the Warren (1994) method each find a different set of winners. The Newland-Britton method chooses a, b, g , and j . The Meek method chooses a, d, g , and j . The Warren method chooses a, f, g , and j .

Example A53 is described in the following table 9.2.1. For example, row 233 says that voter 233 gives a “1” to alternative b , a “2” to alternative c , a “3” to alternative d , a “4” to alternative a , and a “5” to alternative j . Voter 233 doesn’t rank any of the other alternatives.

| | <i>a</i> | <i>b</i> | <i>c</i> | <i>d</i> | <i>e</i> | <i>f</i> | <i>g</i> | <i>h</i> | <i>i</i> | <i>j</i> |
|-----|----------|----------|----------|----------|----------|----------|----------|----------|----------|----------|
| 1 | 1 | - | - | - | - | 4 | 3 | 2 | - | - |
| 2 | 1 | 2 | 4 | 5 | 3 | 9 | 6 | 10 | 8 | 7 |
| 3 | 2 | 6 | 10 | 7 | 3 | 8 | 5 | 9 | 1 | 4 |
| 4 | - | - | - | - | - | - | - | - | - | 1 |
| 5 | - | - | - | - | - | - | - | - | - | 1 |
| 6 | 3 | - | - | - | 5 | 4 | 6 | 7 | 2 | 1 |
| 7 | 4 | - | 3 | - | - | - | - | - | 2 | 1 |
| 8 | 3 | - | 1 | - | - | - | - | - | 4 | 2 |
| 9 | 2 | - | 1 | - | - | - | - | - | - | - |
| 10 | 3 | - | - | - | - | - | - | 2 | - | 1 |
| 11 | - | 5 | - | - | 1 | 4 | 2 | - | 3 | 6 |
| 12 | - | 4 | 5 | - | 1 | - | 2 | 3 | - | - |
| 13 | 7 | 9 | 6 | 10 | 1 | 5 | 3 | 4 | 8 | 2 |
| 14 | 4 | 5 | 3 | 9 | 1 | 10 | 2 | 6 | 8 | 7 |
| 15 | - | - | - | - | 2 | - | 3 | - | 1 | 4 |
| 16 | - | - | 4 | - | 2 | - | 3 | - | 1 | - |
| 17 | 2 | - | 5 | - | 1 | - | 4 | - | 6 | 3 |
| 18 | - | - | - | - | 1 | 4 | 2 | - | - | 3 |
| 19 | 3 | - | - | 6 | - | 4 | 5 | 1 | - | 2 |
| 20 | 4 | - | - | 5 | - | 2 | 3 | - | - | 1 |
| 21 | 4 | 9 | 7 | 5 | 8 | 2 | 10 | 6 | 3 | 1 |
| 22 | 4 | 7 | 3 | 6 | 8 | 2 | 10 | 5 | 9 | 1 |
| 23 | 4 | - | - | 6 | 3 | 2 | - | 5 | - | 1 |
| 24 | - | 5 | - | 4 | - | 3 | - | - | 2 | 1 |
| 25 | - | - | - | 4 | - | 3 | - | - | 2 | 1 |
| 26 | 4 | 10 | 9 | 8 | 7 | 3 | 5 | 6 | 2 | 1 |
| 27 | 4 | - | - | 6 | - | 3 | - | 5 | 2 | 1 |
| 28 | 3 | 4 | - | 2 | - | - | - | 5 | - | 1 |
| 29 | 3 | - | - | 2 | - | - | - | - | - | 1 |
| 30 | 8 | 9 | 7 | 2 | 3 | 4 | 5 | 6 | 10 | 1 |
| 31 | 5 | 7 | 6 | 2 | 3 | 4 | 10 | 9 | 8 | 1 |
| 32 | 10 | 8 | 4 | 2 | 3 | 9 | 7 | 5 | 6 | 1 |
| 33 | 4 | 6 | - | 2 | 5 | 3 | - | - | - | 1 |
| 34 | - | - | - | 2 | - | - | 3 | - | - | 1 |
| 35 | 3 | 9 | 7 | 2 | 4 | 8 | 6 | 10 | 5 | 1 |
| 36 | 1 | 5 | 2 | - | - | - | 3 | - | - | 4 |
| 37 | 1 | 7 | 5 | 3 | 9 | 6 | 8 | 4 | 10 | 2 |
| 38 | 1 | 7 | 5 | 6 | 3 | 2 | 8 | 9 | 10 | 4 |
| 39 | 1 | 2 | 4 | 3 | 10 | 9 | 5 | 8 | 7 | 6 |
| 40 | 1 | - | - | 3 | 6 | 2 | - | 4 | - | 5 |
| 41 | 1 | - | - | - | - | - | 2 | - | - | - |
| 42 | 1 | 8 | 5 | 2 | 4 | 3 | 10 | 9 | 7 | 6 |
| 43 | 1 | - | - | 2 | 3 | 5 | - | - | 4 | - |
| 44 | 1 | 2 | 3 | 5 | 7 | 4 | 8 | 9 | 10 | 6 |
| 45 | 1 | 2 | 7 | 4 | 6 | 5 | 9 | 10 | 8 | 3 |
| 46 | 1 | 2 | 3 | 5 | 4 | 6 | 10 | 11 | 12 | 7 |
| 47 | 1 | 3 | 8 | 7 | 6 | 5 | 4 | 2 | 9 | 10 |
| 48 | 1 | 7 | 6 | 4 | 5 | 2 | 8 | 10 | 9 | 3 |
| 49 | 1 | 3 | 7 | 6 | 10 | 4 | 9 | 5 | 8 | 2 |
| 50 | 1 | 8 | 10 | 4 | 7 | 2 | 3 | 9 | 6 | 5 |
| 51 | 1 | - | 6 | - | 2 | 3 | - | 7 | 5 | - |
| 52 | 1 | 3 | 6 | 10 | 7 | 9 | 5 | 2 | 8 | 4 |
| 53 | 1 | 10 | 4 | 9 | 7 | 2 | 5 | 8 | 3 | 6 |
| 54 | 1 | - | - | - | - | 2 | - | 3 | - | 4 |
| 55 | 1 | 2 | - | - | - | - | 3 | - | - | 4 |
| 56 | 4 | 5 | - | - | 6 | - | - | 3 | 2 | 1 |
| 57 | 4 | 5 | 6 | 10 | 8 | 9 | 7 | 3 | 2 | 1 |
| 58 | 4 | 5 | 9 | 6 | 7 | 8 | 10 | 2 | 3 | 1 |
| 59 | 6 | 3 | 5 | 7 | 10 | 4 | 8 | 2 | 9 | 1 |
| 60 | 10 | 3 | 4 | 9 | 5 | 6 | 8 | 2 | 7 | 1 |
| 61 | 3 | 4 | 2 | 7 | 8 | 9 | 10 | 5 | 6 | 1 |
| 62 | 7 | 3 | 6 | 9 | 2 | 8 | 5 | 10 | 4 | 1 |
| 63 | 4 | 3 | 7 | 9 | 2 | 6 | 10 | 5 | 8 | 1 |
| 64 | 5 | 3 | 10 | 7 | 2 | 9 | 8 | 6 | 4 | 1 |
| 65 | - | 1 | 2 | - | - | - | - | - | - | 3 |
| 66 | - | - | 1 | 6 | 2 | - | 3 | - | 4 | 5 |
| 67 | - | - | 4 | 3 | 1 | - | 2 | - | - | - |
| 68 | 2 | 9 | 8 | 5 | 1 | 6 | 3 | 7 | 10 | 4 |
| 69 | 6 | 3 | 7 | 9 | 2 | 8 | 1 | 10 | 4 | 5 |
| 70 | 4 | 9 | 6 | 10 | 3 | 7 | 1 | 8 | 5 | 2 |
| 71 | 3 | 9 | 5 | 6 | 4 | 8 | 1 | 7 | 10 | 2 |
| 72 | 2 | - | - | - | - | - | 1 | 4 | - | 3 |
| 73 | 7 | 4 | 8 | 5 | 9 | 6 | 1 | 2 | 10 | 3 |
| 74 | 9 | 10 | 8 | 5 | 7 | 6 | 1 | 2 | 3 | 4 |
| 75 | - | - | - | 2 | 3 | - | 1 | - | - | - |
| 76 | 7 | 8 | 10 | 3 | 2 | 6 | 1 | 9 | 4 | 5 |
| 77 | 4 | 3 | 2 | - | - | - | 1 | - | - | - |
| 78 | 3 | 7 | 4 | 5 | 6 | 8 | 1 | 9 | 10 | 2 |
| 79 | 5 | 10 | 6 | 7 | 2 | 8 | 1 | 9 | 3 | 4 |
| 80 | 2 | 5 | 4 | 6 | 7 | 10 | 1 | 8 | 9 | 3 |
| 81 | - | - | - | - | - | - | 1 | - | - | 2 |
| 82 | - | - | - | 3 | - | - | 1 | 2 | - | - |
| 83 | 2 | 4 | 3 | 9 | 10 | 8 | 1 | 5 | 7 | 6 |
| 84 | 4 | 7 | 2 | 6 | 5 | 8 | 1 | 9 | 10 | 3 |
| 85 | - | 2 | - | - | 3 | - | 1 | - | - | - |
| 86 | 2 | 5 | - | - | 4 | - | 1 | - | - | 3 |
| 87 | 5 | - | - | 2 | 4 | - | 1 | 3 | - | 6 |
| 88 | - | - | - | - | - | - | 1 | - | 2 | - |
| 89 | 2 | - | 4 | - | - | - | 1 | - | - | 3 |
| 90 | 7 | 3 | 4 | 2 | 9 | 6 | 1 | 8 | 10 | 5 |
| 91 | 2 | 8 | 5 | 7 | 6 | 3 | 1 | 10 | 9 | 4 |
| 92 | 7 | 10 | 6 | 9 | 5 | 4 | 1 | 8 | 3 | 2 |
| 93 | - | 2 | - | - | - | - | 1 | 3 | - | - |
| 94 | 3 | - | - | 2 | - | - | 1 | - | - | - |
| 95 | - | - | - | - | - | 3 | 1 | - | 2 | 4 |
| 96 | - | - | - | 2 | - | 3 | 1 | 4 | - | - |
| 97 | - | - | - | - | - | 2 | 1 | - | 3 | 4 |
| 98 | 6 | 10 | 8 | 9 | 7 | 5 | 1 | 4 | 2 | 3 |
| 99 | 3 | - | - | 2 | - | - | 1 | - | - | - |
| 100 | 5 | - | - | 4 | - | - | 1 | 3 | - | 2 |
| 101 | 4 | - | - | 3 | 5 | - | 1 | - | - | 2 |
| 102 | 3 | - | - | - | - | 2 | 1 | - | 5 | 4 |
| 103 | 4 | 3 | - | 2 | - | - | 1 | - | 5 | 6 |
| 104 | 3 | - | - | 4 | - | 2 | 1 | - | 6 | 5 |
| 105 | - | 4 | - | 2 | - | 3 | 1 | - | - | - |
| 106 | 3 | - | 4 | - | 5 | - | 1 | 6 | - | 2 |
| 107 | 10 | 5 | 3 | 2 | 4 | 9 | 1 | 7 | 8 | 6 |
| 108 | 3 | - | - | 1 | - | - | - | - | - | 2 |
| 109 | - | 3 | 2 | 1 | - | 4 | - | - | - | - |
| 110 | 2 | - | - | 1 | - | - | - | - | 4 | 3 |
| 111 | - | - | - | 1 | - | - | - | - | - | 2 |
| 112 | 5 | 4 | - | 1 | - | - | - | 3 | - | 2 |
| 113 | - | - | - | 1 | - | - | 2 | - | - | - |
| 114 | 6 | 5 | 10 | 1 | 3 | 7 | 2 | 8 | 9 | 4 |
| 115 | - | - | - | 1 | 4 | - | - | - | 3 | 2 |
| 116 | 2 | - | - | 1 | - | - | - | - | - | 3 |
| 117 | - | 4 | - | 1 | - | 3 | - | - | - | 2 |
| 118 | 4 | 3 | - | 1 | - | - | 2 | - | - | - |
| 119 | 2 | 5 | 6 | 1 | 3 | 4 | 7 | 10 | 9 | 8 |
| 120 | - | - | - | 1 | - | - | 2 | - | - | - |

Table 9.2.1 (part 1 of 4): Example A53

| | <i>a</i> | <i>b</i> | <i>c</i> | <i>d</i> | <i>e</i> | <i>f</i> | <i>g</i> | <i>h</i> | <i>i</i> | <i>j</i> |
|-----|----------|----------|----------|----------|----------|----------|----------|----------|----------|----------|
| 121 | 2 | - | - | 1 | - | 3 | - | - | - | 4 |
| 122 | - | - | - | 1 | - | - | 2 | - | - | 3 |
| 123 | 3 | 4 | - | 1 | - | - | 2 | - | - | - |
| 124 | - | - | - | 1 | - | - | - | - | - | - |
| 125 | - | - | - | 1 | - | 2 | 4 | - | 3 | - |
| 126 | - | - | - | 1 | - | - | - | - | - | - |
| 127 | 4 | 5 | 7 | 1 | 2 | 9 | 6 | 8 | 3 | 10 |
| 128 | 3 | - | - | 1 | - | - | - | 2 | - | 4 |
| 129 | 2 | 3 | - | 1 | - | - | 5 | - | - | 4 |
| 130 | 3 | 10 | 6 | 1 | 4 | 8 | 7 | 9 | 5 | 2 |
| 131 | 2 | - | 4 | 1 | - | 5 | - | - | - | 3 |
| 132 | - | - | - | 1 | - | - | - | 3 | - | 2 |
| 133 | - | - | - | 1 | 2 | 3 | - | - | - | 4 |
| 134 | 3 | 2 | 7 | 1 | 6 | 9 | 10 | 5 | 8 | 4 |
| 135 | 2 | 5 | 6 | 1 | - | 3 | 4 | - | - | - |
| 136 | 5 | 4 | 8 | 1 | 6 | 9 | 7 | 3 | 2 | 10 |
| 137 | 2 | 9 | 5 | 1 | 3 | 10 | 8 | 6 | 4 | 7 |
| 138 | - | - | - | 1 | - | 2 | - | 3 | - | 4 |
| 139 | - | - | - | 1 | 2 | 3 | - | - | - | - |
| 140 | 9 | 7 | 8 | 1 | 2 | 6 | 3 | 10 | 5 | 4 |
| 141 | 3 | 4 | 6 | 1 | 7 | 9 | 2 | 10 | 8 | 5 |
| 142 | 5 | 6 | 7 | 1 | 2 | 9 | 3 | 10 | 4 | 8 |
| 143 | 3 | 9 | 6 | 1 | 10 | 4 | 2 | 7 | 8 | 5 |
| 144 | - | 4 | - | 1 | 5 | 3 | - | - | 2 | - |
| 145 | - | - | - | 1 | - | - | - | - | - | - |
| 146 | 2 | 6 | 9 | 1 | 8 | 5 | 10 | 3 | 7 | 4 |
| 147 | 2 | - | 3 | 1 | - | - | - | - | 4 | 5 |
| 148 | - | - | - | 1 | - | 2 | - | - | - | 3 |
| 149 | 2 | - | - | 1 | 4 | - | - | - | - | 3 |
| 150 | 3 | 6 | 5 | 2 | 7 | 10 | 8 | 9 | 1 | 4 |
| 151 | 8 | 6 | 7 | 4 | 5 | 10 | 9 | 3 | 1 | 2 |
| 152 | - | - | - | 3 | - | - | 4 | 1 | - | 2 |
| 153 | 7 | - | 1 | 3 | 6 | 5 | 4 | - | - | 2 |
| 154 | - | - | 1 | 2 | - | - | - | - | - | - |
| 155 | - | 5 | 2 | 3 | - | 4 | - | - | 1 | 6 |
| 156 | - | - | 2 | 3 | 5 | - | 4 | - | 1 | 6 |
| 157 | 5 | 4 | 9 | 2 | 1 | 6 | 7 | 8 | 10 | 3 |
| 158 | 4 | 10 | 5 | 2 | 1 | 6 | 3 | 9 | 8 | 7 |
| 159 | - | - | - | 2 | 1 | - | - | - | - | - |
| 160 | 2 | - | - | 3 | 1 | - | 5 | - | - | 4 |
| 161 | 2 | 9 | 7 | 5 | 1 | 8 | 6 | 4 | 10 | 3 |
| 162 | - | - | 1 | 3 | 2 | 4 | - | - | - | - |
| 163 | 3 | 8 | 9 | 4 | 10 | 1 | 5 | 2 | 6 | 7 |
| 164 | - | - | 6 | 4 | 3 | 1 | - | 5 | - | 2 |
| 165 | 2 | 8 | 7 | 3 | 4 | 1 | 5 | 9 | 10 | 6 |
| 166 | 8 | 6 | 5 | 3 | 10 | 1 | 4 | 7 | 9 | 2 |
| 167 | 5 | - | 6 | 3 | - | 1 | - | 4 | - | 2 |
| 168 | 6 | 8 | 5 | 7 | 4 | 1 | 9 | 3 | 10 | 2 |
| 169 | 4 | - | - | 3 | - | 1 | - | - | 5 | 2 |
| 170 | 6 | 8 | 7 | 2 | 9 | 1 | 10 | 5 | 4 | 3 |
| 171 | 2 | - | - | 3 | - | 1 | - | - | 4 | - |
| 172 | 8 | 9 | 6 | 2 | 4 | 1 | 3 | 10 | 5 | 7 |
| 173 | 2 | - | - | 5 | 3 | 1 | 4 | - | - | - |
| 174 | - | 5 | - | 3 | 4 | 1 | - | - | - | 2 |
| 175 | 2 | 6 | 7 | 3 | 5 | 1 | 8 | 10 | 9 | 4 |
| 176 | 9 | 10 | 3 | 8 | 2 | 1 | 4 | 7 | 5 | 6 |
| 177 | 4 | - | - | 2 | - | 1 | 3 | - | - | - |
| 178 | 9 | 6 | 4 | 5 | 2 | 3 | 10 | 8 | 1 | 7 |
| 179 | 5 | - | 4 | - | - | 3 | - | 2 | - | 1 |
| 180 | - | - | 4 | - | 6 | 3 | 5 | 2 | - | 1 |
| 181 | 3 | - | - | - | - | 5 | 6 | 2 | 4 | 1 |
| 182 | 3 | - | - | - | - | 4 | - | 2 | - | 1 |
| 183 | 4 | - | - | - | - | 2 | - | 3 | - | 1 |
| 184 | - | - | - | - | - | 2 | 3 | - | - | 1 |
| 185 | 4 | - | - | - | - | 2 | 3 | - | - | 1 |
| 186 | 3 | - | - | - | - | 2 | 4 | - | - | 1 |
| 187 | 3 | 4 | 5 | 8 | 7 | 2 | 6 | 9 | 10 | 1 |
| 188 | 7 | 8 | 9 | 10 | 3 | 6 | 4 | 2 | 5 | 1 |
| 189 | - | 4 | - | - | 2 | 3 | - | - | - | 1 |
| 190 | 4 | 9 | 7 | 10 | 2 | 5 | 8 | 3 | 6 | 1 |
| 191 | 3 | 5 | 8 | 6 | 10 | 2 | 7 | 9 | 4 | 1 |
| 192 | 10 | 5 | 6 | 9 | 4 | 3 | 7 | 8 | 2 | 1 |
| 193 | 6 | 4 | - | 5 | - | 3 | - | 7 | 2 | 1 |
| 194 | 5 | 8 | 6 | 10 | 4 | 3 | 9 | 7 | 2 | 1 |
| 195 | - | 7 | - | - | 5 | 3 | 4 | 6 | 2 | 1 |
| 196 | 5 | 10 | 9 | 4 | 6 | 7 | 3 | 8 | 1 | 2 |
| 197 | - | - | - | - | 3 | - | 2 | - | 1 | - |
| 198 | - | - | - | - | - | 3 | 2 | - | 1 | 4 |
| 199 | - | - | - | - | - | - | 2 | 1 | - | - |
| 200 | 3 | 9 | 1 | 5 | 10 | 6 | 2 | 4 | 8 | 7 |
| 201 | 2 | 7 | 1 | 5 | 6 | 4 | 3 | 8 | 9 | 10 |
| 202 | 2 | 6 | 1 | 7 | 9 | 10 | 3 | 8 | 5 | 4 |
| 203 | - | 5 | 1 | - | - | - | 2 | 3 | 4 | - |
| 204 | - | - | 1 | - | 4 | - | 3 | - | 5 | 2 |
| 205 | 9 | 10 | 1 | 8 | 7 | 3 | 2 | 5 | 4 | 6 |
| 206 | 2 | - | 3 | 5 | - | - | 4 | 1 | - | - |
| 207 | 4 | - | - | - | 3 | - | - | 2 | - | 1 |
| 208 | 4 | - | - | - | 3 | - | - | 2 | - | 1 |
| 209 | - | - | - | - | 2 | - | - | - | - | 1 |
| 210 | - | - | - | - | 2 | - | - | 3 | 4 | 1 |
| 211 | 2 | 6 | 5 | 8 | 3 | 9 | 7 | 1 | 10 | 4 |
| 212 | 3 | - | 4 | - | - | 2 | 1 | - | - | - |
| 213 | - | - | - | - | - | - | 1 | 2 | 3 | - |
| 214 | - | 4 | - | - | - | 2 | 1 | 3 | - | - |
| 215 | - | - | 5 | - | 6 | 4 | 1 | - | 3 | 2 |
| 216 | 5 | 4 | 6 | - | 8 | 2 | 1 | 7 | - | 3 |
| 217 | 8 | 10 | 3 | 6 | 7 | 2 | 1 | 4 | 9 | 5 |
| 218 | - | - | - | 3 | - | 2 | 1 | - | 4 | 5 |
| 219 | 3 | 4 | 5 | 10 | 6 | 9 | 1 | 8 | 7 | 2 |
| 220 | 2 | 6 | 10 | 8 | 7 | 4 | 1 | 5 | 9 | 3 |
| 221 | - | 3 | - | 2 | - | 4 | 1 | - | - | - |
| 222 | - | - | - | 3 | 4 | - | - | - | 2 | 1 |
| 223 | 3 | - | 5 | 4 | - | - | - | 2 | - | 1 |
| 224 | 4 | - | - | 3 | - | - | - | 2 | - | 1 |
| 225 | 3 | - | 2 | 4 | - | - | - | - | - | 1 |
| 226 | 4 | 9 | 2 | 6 | 5 | 7 | 8 | 3 | 10 | 1 |
| 227 | 3 | 7 | 4 | 6 | 5 | 9 | 8 | 2 | 10 | 1 |
| 228 | 5 | 4 | - | 3 | 2 | - | - | - | - | 1 |
| 229 | 3 | 1 | - | - | - | 5 | 4 | - | 6 | 2 |
| 230 | 2 | 1 | - | - | - | - | 4 | - | 3 | - |
| 231 | 2 | 1 | - | - | - | 3 | - | - | 4 | - |
| 232 | - | 1 | - | - | - | - | 3 | - | - | 2 |
| 233 | 4 | 1 | 2 | 3 | - | - | - | - | - | 5 |
| 234 | 6 | 1 | 5 | 7 | 4 | 8 | 2 | 9 | 10 | 3 |
| 235 | 9 | 1 | 5 | 10 | 4 | 2 | 6 | 8 | 7 | 3 |
| 236 | 4 | 1 | 5 | 9 | 3 | 6 | 8 | 7 | 10 | 2 |
| 237 | - | 1 | - | - | 3 | - | 2 | - | - | - |
| 238 | 2 | 1 | 3 | - | - | 4 | 5 | - | - | - |
| 239 | - | 1 | - | - | 2 | - | - | 3 | - | 4 |
| 240 | - | 1 | - | - | - | - | - | - | - | - |

Table 9.2.1 (part 2 of 4): Example A53

| | a | b | c | d | e | f | g | h | i | j |
|-----|---|----|----|----|----|----|----|----|----|----|
| 241 | 3 | 1 | 7 | 2 | 8 | 9 | 4 | 10 | 6 | 5 |
| 242 | - | 1 | - | - | 2 | - | 3 | 4 | 5 | 6 |
| 243 | 2 | 1 | 9 | 6 | 5 | 7 | 10 | 3 | 8 | 4 |
| 244 | 7 | 1 | 8 | 3 | 6 | 4 | 5 | 9 | 10 | 2 |
| 245 | 5 | 1 | 6 | 7 | 2 | 10 | 3 | 9 | 8 | 4 |
| 246 | 2 | 1 | 8 | 5 | 9 | 6 | 10 | 7 | 3 | 4 |
| 247 | 2 | 1 | 3 | 10 | 4 | 5 | 7 | 6 | 8 | 9 |
| 248 | - | 1 | - | - | 2 | 4 | - | 3 | - | - |
| 249 | 6 | 1 | 4 | 8 | 7 | 2 | 5 | 10 | 9 | 3 |
| 250 | 2 | 1 | 9 | 10 | 7 | 6 | 4 | 5 | 8 | 3 |
| 251 | 4 | 1 | 5 | 6 | - | - | 2 | 7 | - | 3 |
| 252 | - | 1 | - | - | - | 2 | - | - | 3 | 4 |
| 253 | - | 1 | 5 | - | 2 | - | 3 | - | - | 4 |
| 254 | 3 | 1 | 5 | 2 | 8 | 4 | 10 | 7 | 9 | 6 |
| 255 | 6 | 1 | 5 | 7 | 4 | 8 | 3 | 9 | 2 | 10 |
| 256 | 5 | 1 | 6 | 3 | 2 | 9 | 4 | 7 | 8 | 10 |
| 257 | 9 | 1 | 6 | 5 | 3 | 10 | 2 | 4 | 7 | 8 |
| 258 | 6 | 1 | 3 | 5 | 4 | 10 | 2 | 8 | 9 | 7 |
| 259 | - | 1 | - | - | - | 2 | - | - | 3 | 4 |
| 260 | - | 1 | - | - | 4 | 3 | 5 | - | - | 2 |
| 261 | - | 1 | 4 | - | - | 2 | - | - | - | 3 |
| 262 | - | 1 | - | - | 2 | - | - | 3 | 4 | - |
| 263 | - | 1 | - | - | - | 4 | 2 | - | - | 3 |
| 264 | 5 | 1 | 9 | 4 | 2 | 6 | 10 | 7 | 8 | 3 |
| 265 | 2 | 1 | 8 | 7 | 6 | 5 | 9 | 10 | 3 | 4 |
| 266 | 3 | 1 | 7 | 6 | 9 | 5 | 4 | 8 | 10 | 2 |
| 267 | 9 | 2 | 8 | 3 | 7 | 10 | 4 | 6 | 1 | 5 |
| 268 | - | 3 | - | 4 | - | 5 | - | 1 | - | 2 |
| 269 | - | 3 | 2 | - | 6 | - | 5 | 1 | - | 4 |
| 270 | 7 | 4 | 2 | 10 | 5 | 9 | 6 | 1 | 3 | 8 |
| 271 | 6 | 4 | 3 | 10 | 5 | 7 | 9 | 1 | 8 | 2 |
| 272 | 3 | 2 | 1 | - | - | - | - | - | 4 | - |
| 273 | - | 2 | 1 | - | - | 3 | - | - | - | 4 |
| 274 | 9 | 5 | 8 | 7 | 2 | 6 | 10 | 1 | 3 | 4 |
| 275 | 4 | 2 | 8 | 7 | 1 | 10 | 9 | 5 | 3 | 6 |
| 276 | - | 2 | - | - | 1 | - | - | - | - | - |
| 277 | 4 | 5 | 6 | 8 | 3 | 9 | 10 | 1 | 7 | 2 |
| 278 | 6 | 3 | 5 | 10 | 1 | 4 | 9 | 7 | 8 | 2 |
| 279 | 2 | 6 | 9 | 10 | 1 | 7 | 8 | 3 | 4 | 5 |
| 280 | 6 | 4 | - | - | 3 | 5 | - | 1 | - | 2 |
| 281 | 7 | 2 | 8 | 6 | 4 | 9 | 3 | 10 | 5 | 1 |
| 282 | 3 | 2 | - | - | - | - | 4 | - | - | 1 |
| 283 | 5 | 2 | 8 | 4 | 3 | 6 | 10 | 7 | 9 | 1 |
| 284 | 7 | 2 | 9 | 8 | 3 | 10 | 4 | 5 | 6 | 1 |
| 285 | - | 2 | - | 3 | - | - | - | 4 | - | 1 |
| 286 | 5 | 2 | 10 | 7 | 4 | 3 | 8 | 6 | 9 | 1 |
| 287 | 4 | 2 | 6 | 5 | 3 | 8 | 7 | 10 | 9 | 1 |
| 288 | 2 | 3 | 9 | 5 | 10 | 6 | 7 | 4 | 8 | 1 |
| 289 | 2 | 4 | - | 6 | 3 | - | - | 5 | - | 1 |
| 290 | 2 | 4 | - | - | 5 | 6 | 3 | - | - | 1 |
| 291 | 2 | 3 | - | - | - | - | 5 | 4 | - | 1 |
| 292 | 2 | 3 | 10 | 4 | 9 | 5 | 6 | 7 | 8 | 1 |
| 293 | 2 | - | - | - | 3 | - | 4 | 5 | - | 1 |
| 294 | 2 | - | - | - | - | 4 | - | 3 | - | 1 |
| 295 | 2 | 3 | 4 | 8 | 7 | 10 | 5 | 6 | 9 | 1 |
| 296 | 2 | - | - | - | - | 3 | - | 4 | - | 1 |
| 297 | 2 | - | - | - | - | 3 | 4 | - | - | 1 |
| 298 | 2 | - | 3 | 4 | - | 5 | - | - | - | 1 |
| 299 | 2 | - | - | - | 3 | - | - | - | 4 | 1 |
| 300 | 2 | 5 | 4 | 3 | 6 | - | - | - | - | 1 |
| 301 | 2 | - | - | - | - | - | 4 | - | 3 | 1 |
| 302 | 2 | 10 | 3 | 4 | 6 | 9 | 5 | 7 | 8 | 1 |
| 303 | 2 | - | 5 | - | - | 3 | - | - | 4 | 1 |
| 304 | 2 | 3 | 6 | 7 | 8 | 4 | 9 | 5 | 10 | 1 |
| 305 | 2 | 5 | - | - | - | - | - | 4 | 3 | 1 |
| 306 | 2 | 3 | - | - | - | - | - | 4 | - | 1 |
| 307 | 2 | 3 | 10 | 8 | 7 | 4 | 9 | 5 | 6 | 1 |
| 308 | 2 | - | - | - | - | 3 | - | 2 | 3 | 1 |
| 309 | 2 | 3 | - | - | - | - | 4 | - | - | 1 |
| 310 | 2 | 9 | 4 | 5 | 6 | 7 | 3 | 10 | 8 | 1 |
| 311 | 2 | 3 | 6 | 4 | - | - | - | - | 5 | 1 |
| 312 | 2 | - | - | 4 | - | - | - | - | 3 | 1 |
| 313 | 2 | 10 | 3 | 9 | 6 | 5 | 8 | 7 | 4 | 1 |
| 314 | 2 | - | - | - | - | 3 | - | 4 | - | 1 |
| 315 | 2 | 3 | 5 | 8 | 7 | 6 | 9 | 4 | 10 | 1 |
| 316 | 2 | - | - | 3 | - | - | 4 | - | - | 1 |
| 317 | 2 | 3 | 7 | 6 | 8 | 4 | 9 | 5 | 10 | 1 |
| 318 | 2 | 4 | - | 3 | - | - | 5 | - | - | 1 |
| 319 | 2 | - | 5 | 3 | 4 | - | 6 | - | - | 1 |
| 320 | 2 | 3 | 6 | 10 | 5 | 4 | 7 | 8 | 9 | 1 |
| 321 | 2 | 4 | 7 | 8 | 5 | 9 | 10 | 3 | 6 | 1 |
| 322 | 2 | - | - | 5 | 3 | - | 4 | - | - | 1 |
| 323 | - | - | 4 | - | 1 | - | - | - | 3 | 2 |
| 324 | - | - | - | - | 1 | - | - | 3 | 4 | 2 |
| 325 | - | - | - | - | 1 | - | - | - | - | - |
| 326 | - | - | - | - | 1 | - | - | - | - | 2 |
| 327 | 2 | - | 3 | - | 1 | - | - | - | - | - |
| 328 | 4 | - | 5 | 3 | - | - | 1 | - | - | 2 |
| 329 | 5 | - | 2 | 4 | - | 3 | 1 | - | - | - |
| 330 | - | - | - | 2 | - | - | 1 | - | - | 3 |
| 331 | - | - | - | 2 | - | - | 1 | 4 | - | 3 |
| 332 | - | - | 3 | 2 | 4 | 5 | 1 | - | - | - |
| 333 | 3 | 5 | - | - | - | 4 | 1 | 6 | - | 2 |
| 334 | 5 | - | 6 | 4 | 2 | - | 1 | - | 3 | - |
| 335 | 2 | 3 | - | - | - | - | 1 | - | - | - |
| 336 | - | 3 | 2 | - | - | - | 1 | - | - | - |
| 337 | 6 | 3 | 7 | 2 | 4 | 10 | 1 | 8 | 9 | 5 |
| 338 | - | 4 | 5 | - | - | 2 | 1 | - | 3 | - |
| 339 | - | 3 | - | 4 | - | - | 1 | 2 | - | - |
| 340 | - | - | - | - | - | - | 1 | - | - | - |
| 341 | 8 | 9 | 7 | 2 | 3 | 4 | 1 | 10 | 5 | 6 |
| 342 | 2 | 3 | 5 | 6 | 9 | 10 | 1 | 4 | 8 | 7 |
| 343 | 2 | 7 | 3 | 4 | 9 | 8 | 1 | 10 | 6 | 5 |
| 344 | 5 | 4 | 9 | 3 | 8 | 10 | 1 | 7 | 2 | 6 |
| 345 | - | - | - | - | - | - | 1 | - | - | - |
| 346 | 2 | - | - | 4 | 3 | - | 1 | 6 | 7 | 5 |
| 347 | 4 | 9 | 7 | 10 | 3 | 2 | 1 | 8 | 6 | 5 |
| 348 | 9 | 8 | 7 | 2 | 10 | 6 | 1 | 5 | 4 | 3 |
| 349 | 3 | - | - | - | - | - | 2 | - | - | 1 |
| 350 | - | 4 | - | - | - | - | 2 | - | 3 | 1 |
| 351 | - | - | - | - | - | - | 2 | 3 | 4 | 1 |
| 352 | - | - | - | - | - | - | 2 | - | - | 1 |
| 353 | 3 | - | - | - | 4 | - | 2 | - | - | 1 |
| 354 | 3 | 4 | 8 | 7 | 10 | 9 | 2 | 6 | 5 | 1 |
| 355 | 3 | - | - | - | - | - | 2 | - | 4 | 1 |
| 356 | - | 4 | - | 3 | - | - | 2 | - | - | 1 |
| 357 | 5 | 8 | 7 | 3 | 10 | 4 | 2 | 9 | 6 | 1 |
| 358 | - | - | - | 3 | 4 | - | 2 | - | - | 1 |
| 359 | - | 4 | - | 3 | - | - | 2 | - | - | 1 |
| 360 | - | 4 | - | - | - | 3 | 2 | - | - | 1 |

Table 9.2.1 (part 3 of 4): Example A53

| | <i>a</i> | <i>b</i> | <i>c</i> | <i>d</i> | <i>e</i> | <i>f</i> | <i>g</i> | <i>h</i> | <i>i</i> | <i>j</i> |
|-----|----------|----------|----------|----------|----------|----------|----------|----------|----------|----------|
| 361 | 4 | 3 | - | - | - | - | 2 | - | - | 1 |
| 362 | - | 3 | - | 4 | - | - | 2 | - | - | 1 |
| 363 | - | - | - | - | - | - | 3 | - | 2 | 1 |
| 364 | - | - | - | - | 4 | - | 2 | 3 | 1 | - |
| 365 | 3 | 7 | 8 | 10 | 9 | 6 | 4 | 2 | 5 | 1 |
| 366 | 5 | 9 | 10 | 6 | 8 | 4 | 3 | 2 | 7 | 1 |
| 367 | 7 | 4 | 2 | 6 | 8 | 5 | 3 | 10 | 9 | 1 |
| 368 | - | 4 | - | - | 3 | 1 | 2 | - | - | - |
| 369 | 3 | 7 | 6 | 10 | 9 | 1 | 2 | 4 | 8 | 5 |
| 370 | 3 | 4 | - | - | - | 1 | 2 | - | - | 5 |
| 371 | 4 | 2 | - | - | - | 1 | - | 3 | - | - |
| 372 | 5 | 6 | 7 | 10 | 8 | 1 | 2 | 3 | 9 | 4 |
| 373 | 4 | 3 | 5 | 9 | 8 | 1 | 6 | 10 | 7 | 2 |
| 374 | 4 | 8 | 5 | 9 | 7 | 1 | 3 | - | 2 | 6 |
| 375 | 2 | 4 | 3 | 5 | 6 | 1 | 10 | 8 | 9 | 7 |
| 376 | 5 | 9 | 2 | 10 | 3 | 1 | 6 | 7 | 4 | 8 |
| 377 | - | 2 | - | - | - | 1 | 3 | - | 4 | 5 |
| 378 | 6 | 7 | 10 | 9 | 5 | 1 | 2 | 9 | 4 | 3 |
| 379 | 3 | 2 | - | 4 | - | 1 | - | - | - | - |
| 380 | 5 | 6 | 4 | 10 | 3 | 1 | 2 | 7 | 9 | 8 |
| 381 | 5 | 4 | 7 | 8 | 1 | 3 | 6 | 9 | 10 | 2 |
| 382 | 2 | 5 | - | - | 1 | 4 | - | - | 3 | - |
| 383 | 3 | 6 | 7 | 9 | 1 | 2 | 8 | 5 | 4 | 10 |
| 384 | - | 2 | 5 | - | 3 | 1 | 4 | - | - | - |
| 385 | 4 | - | 3 | - | - | 1 | - | - | - | 2 |
| 386 | 4 | - | - | - | 2 | 1 | - | - | - | 3 |
| 387 | - | - | 3 | - | - | 1 | 2 | - | - | - |
| 388 | - | - | 3 | - | - | 1 | 4 | - | - | 2 |
| 389 | - | - | - | - | - | 1 | 3 | 4 | - | 2 |
| 390 | - | - | 5 | - | - | 1 | - | 3 | 4 | 2 |
| 391 | 5 | - | 3 | - | - | 1 | 4 | - | 6 | 2 |
| 392 | - | - | - | - | 2 | 1 | 5 | - | 3 | 4 |
| 393 | 4 | - | 5 | - | - | 2 | - | - | 1 | 3 |
| 394 | - | - | - | - | 1 | 2 | 3 | - | 4 | - |
| 395 | - | - | 1 | - | 2 | 3 | - | 4 | - | - |
| 396 | - | - | 2 | - | 1 | 3 | - | 4 | - | 5 |
| 397 | - | - | 4 | - | 3 | 1 | 2 | - | - | - |
| 398 | 3 | - | - | - | - | 1 | - | - | - | 2 |
| 399 | - | - | - | - | - | 1 | - | - | - | 2 |
| 400 | - | - | 2 | - | - | 1 | - | - | - | - |
| 401 | 1 | 7 | 5 | 2 | 10 | 8 | 6 | 9 | 3 | 4 |
| 402 | 1 | - | 3 | - | - | - | 2 | 4 | - | - |
| 403 | 1 | 6 | 8 | 2 | 9 | 5 | 7 | 4 | 10 | 3 |
| 404 | 1 | - | - | 2 | - | - | - | - | - | 3 |
| 405 | 1 | - | - | - | - | - | 2 | - | - | 3 |
| 406 | 1 | 4 | - | - | - | - | - | 2 | - | 3 |
| 407 | 1 | - | - | 5 | 4 | - | - | - | 3 | 2 |
| 408 | 1 | - | 4 | 5 | - | 6 | 3 | 7 | 8 | 2 |
| 409 | 1 | - | 5 | 3 | 4 | - | 2 | - | - | - |
| 410 | 1 | 10 | 9 | 8 | 6 | 4 | 7 | 2 | 5 | 3 |

| | <i>a</i> | <i>b</i> | <i>c</i> | <i>d</i> | <i>e</i> | <i>f</i> | <i>g</i> | <i>h</i> | <i>i</i> | <i>j</i> |
|-----|----------|----------|----------|----------|----------|----------|----------|----------|----------|----------|
| 411 | 1 | - | 3 | 2 | - | - | 4 | - | - | - |
| 412 | 1 | 3 | - | - | 2 | 4 | - | - | - | - |
| 413 | 1 | 10 | 6 | 4 | 9 | 8 | 3 | 7 | 2 | 5 |
| 414 | 1 | - | - | - | - | 2 | - | - | - | - |
| 415 | 1 | - | 2 | - | - | - | - | 3 | - | 4 |
| 416 | 1 | 4 | - | - | - | 3 | 2 | - | - | 5 |
| 417 | 1 | 3 | - | - | - | 2 | - | - | 4 | - |
| 418 | 1 | - | - | 4 | - | 5 | 3 | - | - | 2 |
| 419 | 1 | 7 | 4 | 7 | 8 | 9 | 3 | 5 | 6 | 2 |
| 420 | 1 | - | - | - | - | 2 | 3 | - | - | 4 |
| 421 | 1 | 6 | 3 | 7 | 2 | 9 | 5 | 4 | 10 | 8 |
| 422 | 1 | - | 2 | 7 | 8 | 9 | 3 | 4 | 6 | 5 |
| 423 | 1 | - | - | 2 | - | - | 3 | - | - | - |
| 424 | 1 | 10 | 9 | 2 | 5 | 3 | 7 | 6 | 8 | 4 |
| 425 | 1 | 3 | - | - | - | - | - | 4 | - | 2 |
| 426 | 1 | - | - | - | - | 2 | - | - | - | 3 |
| 427 | 1 | 6 | - | - | 3 | - | - | 4 | 5 | 2 |
| 428 | 1 | 8 | 9 | 4 | 7 | 2 | 3 | 10 | 6 | 5 |
| 429 | 1 | 6 | 10 | 3 | 9 | 7 | 8 | 2 | 4 | 5 |
| 430 | 1 | - | - | - | - | 4 | 3 | - | - | 2 |
| 431 | 1 | 9 | 2 | 8 | 3 | 10 | 4 | 6 | 7 | 5 |
| 432 | 1 | 4 | - | - | - | - | - | 3 | - | 2 |
| 433 | 1 | - | 3 | - | - | - | 4 | - | - | 2 |
| 434 | 1 | - | - | - | - | - | - | - | - | 2 |
| 435 | 1 | - | 3 | - | - | 2 | - | - | 5 | 4 |
| 436 | 1 | - | 2 | 3 | 5 | - | 4 | - | - | 6 |
| 437 | 1 | - | - | - | - | 2 | 3 | - | - | 4 |
| 438 | 1 | 4 | 10 | 6 | 5 | 8 | 2 | 9 | 3 | 7 |
| 439 | 1 | - | - | 3 | - | - | 4 | - | - | 2 |
| 440 | 1 | - | - | - | - | - | 2 | 4 | 3 | - |
| 441 | 1 | 6 | 2 | 5 | 3 | 9 | 10 | 7 | 4 | 8 |
| 442 | 1 | 8 | 9 | 2 | 4 | 7 | 10 | 5 | 6 | 3 |
| 443 | 1 | - | - | - | - | - | 2 | - | - | - |
| 444 | 1 | 2 | - | - | - | - | 4 | - | 5 | 3 |
| 445 | 1 | 7 | 8 | 9 | 6 | 4 | 10 | 3 | 5 | 2 |
| 446 | 1 | 3 | - | - | - | 5 | - | 4 | - | 2 |
| 447 | 1 | - | 2 | 4 | 3 | - | - | - | - | - |
| 448 | - | 1 | - | - | - | - | - | - | - | - |
| 449 | 1 | 4 | - | 5 | - | 3 | - | - | - | 2 |
| 450 | 1 | 2 | 6 | 9 | 5 | 7 | 8 | 3 | 10 | 4 |
| 451 | 1 | 2 | 3 | - | - | - | 4 | - | - | - |
| 452 | 1 | 3 | - | 4 | - | - | - | - | - | 2 |
| 453 | 1 | - | - | 2 | 3 | - | - | - | - | 4 |
| 454 | 1 | 3 | 2 | 8 | 7 | 10 | 9 | 6 | 4 | 5 |
| 455 | 1 | - | - | 3 | - | 4 | - | - | - | 2 |
| 456 | 1 | - | - | - | - | 2 | - | 4 | - | 3 |
| 457 | 1 | 6 | 10 | 2 | 5 | 8 | 3 | 9 | 4 | 7 |
| 458 | 1 | 4 | 10 | 5 | 9 | 8 | 6 | 2 | 7 | 3 |
| 459 | 1 | - | 3 | 2 | - | - | - | - | - | - |
| 460 | 1 | 3 | 7 | 2 | 10 | 8 | 6 | 9 | 4 | 5 |

Table 9.2.1 (part 4 of 4): Example A53

9.2.1. Proportional Completion

We apply proportional completion separately for the calculation of each link. The strength of the links $\{b,c,e,j\} \rightarrow \{a,c,e,j\}$, $\{b,c,e,j\} \rightarrow \{a,b,e,j\}$, $\{b,c,e,j\} \rightarrow \{a,b,c,j\}$, and $\{b,c,e,j\} \rightarrow \{a,b,c,e\}$ depends only on whether the individual voter strictly prefers the different candidates of the set $\{b,c,e,j\}$ to candidate a or strictly prefers candidate a to the different candidates of the set $\{b,c,e,j\}$ or is indifferent between the different candidates of the set $\{b,c,e,j\}$ and candidate a . Therefore, the fact, that we apply proportional completion for every link separately, means that only $3^C = 81$ possible voting patterns need to be considered. Table 9.2.1.1 lists these 81 possible voting patterns, where "1" means that a voter with this voting pattern strictly prefers this candidate to candidate a , a "2" means that this voter is indifferent between this candidate and candidate a , and a "3" means that this voter strictly prefers candidate a to this candidate.

Throughout section 9.2.1, w_j^i is the number of voters at stage j who are using voting pattern i .

| voting pattern | <i>b</i> | <i>c</i> | <i>e</i> | <i>j</i> |
|----------------|----------|----------|----------|----------|
| #1 | 1 | 1 | 1 | 1 |
| #2 | 1 | 1 | 1 | 2 |
| #3 | 1 | 1 | 1 | 3 |
| #4 | 1 | 1 | 2 | 1 |
| #5 | 1 | 1 | 2 | 2 |
| #6 | 1 | 1 | 2 | 3 |
| #7 | 1 | 1 | 3 | 1 |
| #8 | 1 | 1 | 3 | 2 |
| #9 | 1 | 1 | 3 | 3 |
| #10 | 1 | 2 | 1 | 1 |
| #11 | 1 | 2 | 1 | 2 |
| #12 | 1 | 2 | 1 | 3 |
| #13 | 1 | 2 | 2 | 1 |
| #14 | 1 | 2 | 2 | 2 |
| #15 | 1 | 2 | 2 | 3 |
| #16 | 1 | 2 | 3 | 1 |
| #17 | 1 | 2 | 3 | 2 |
| #18 | 1 | 2 | 3 | 3 |
| #19 | 1 | 3 | 1 | 1 |
| #20 | 1 | 3 | 1 | 2 |
| #21 | 1 | 3 | 1 | 3 |
| #22 | 1 | 3 | 2 | 1 |
| #23 | 1 | 3 | 2 | 2 |
| #24 | 1 | 3 | 2 | 3 |
| #25 | 1 | 3 | 3 | 1 |
| #26 | 1 | 3 | 3 | 2 |
| #27 | 1 | 3 | 3 | 3 |
| #28 | 2 | 1 | 1 | 1 |
| #29 | 2 | 1 | 1 | 2 |
| #30 | 2 | 1 | 1 | 3 |
| #31 | 2 | 1 | 2 | 1 |
| #32 | 2 | 1 | 2 | 2 |
| #33 | 2 | 1 | 2 | 3 |
| #34 | 2 | 1 | 3 | 1 |
| #35 | 2 | 1 | 3 | 2 |
| #36 | 2 | 1 | 3 | 3 |
| #37 | 2 | 2 | 1 | 1 |
| #38 | 2 | 2 | 1 | 2 |
| #39 | 2 | 2 | 1 | 3 |
| #40 | 2 | 2 | 2 | 1 |

| voting pattern | <i>b</i> | <i>c</i> | <i>e</i> | <i>j</i> |
|----------------|----------|----------|----------|----------|
| #41 | 2 | 2 | 2 | 2 |
| #42 | 2 | 2 | 2 | 3 |
| #43 | 2 | 2 | 3 | 1 |
| #44 | 2 | 2 | 3 | 2 |
| #45 | 2 | 2 | 3 | 3 |
| #46 | 2 | 3 | 1 | 1 |
| #47 | 2 | 3 | 1 | 2 |
| #48 | 2 | 3 | 1 | 3 |
| #49 | 2 | 3 | 2 | 1 |
| #50 | 2 | 3 | 2 | 2 |
| #51 | 2 | 3 | 2 | 3 |
| #52 | 2 | 3 | 3 | 1 |
| #53 | 2 | 3 | 3 | 2 |
| #54 | 2 | 3 | 3 | 3 |
| #55 | 3 | 1 | 1 | 1 |
| #56 | 3 | 1 | 1 | 2 |
| #57 | 3 | 1 | 1 | 3 |
| #58 | 3 | 1 | 2 | 1 |
| #59 | 3 | 1 | 2 | 2 |
| #60 | 3 | 1 | 2 | 3 |
| #61 | 3 | 1 | 3 | 1 |
| #62 | 3 | 1 | 3 | 2 |
| #63 | 3 | 1 | 3 | 3 |
| #64 | 3 | 2 | 1 | 1 |
| #65 | 3 | 2 | 1 | 2 |
| #66 | 3 | 2 | 1 | 3 |
| #67 | 3 | 2 | 2 | 1 |
| #68 | 3 | 2 | 2 | 2 |
| #69 | 3 | 2 | 2 | 3 |
| #70 | 3 | 2 | 3 | 1 |
| #71 | 3 | 2 | 3 | 2 |
| #72 | 3 | 2 | 3 | 3 |
| #73 | 3 | 3 | 1 | 1 |
| #74 | 3 | 3 | 1 | 2 |
| #75 | 3 | 3 | 1 | 3 |
| #76 | 3 | 3 | 2 | 1 |
| #77 | 3 | 3 | 2 | 2 |
| #78 | 3 | 3 | 2 | 3 |
| #79 | 3 | 3 | 3 | 1 |
| #80 | 3 | 3 | 3 | 2 |
| #81 | 3 | 3 | 3 | 3 |

Table 9.2.1.1: The 81 possible voting patterns

Step 1

At first, we determine which profile is used by how many voters. Table 9.2.1.2 lists, for every voting pattern, how many voters (column "number of voters") and which voters (column "voters") are using this voting pattern.

| voting pattern | number of voters | b | c | e | j | voters |
|----------------|------------------|-----|-----|-----|-----|--|
| #1 | $w_1^1 = 17$ | 1 | 1 | 1 | 1 | 32, 60, 62, 107, 140, 151, 178, 192, 234, 235, 253, 257, 267, 269, 271, 274, 278 |
| #2 | $w_1^2 = 2$ | 1 | 1 | 1 | 2 | 12, 384 |
| #3 | $w_1^3 = 3$ | 1 | 1 | 1 | 3 | 255, 258, 270 |
| #4 | $w_1^4 = 4$ | 1 | 1 | 2 | 1 | 65, 155, 261, 273 |
| #5 | $w_1^5 = 4$ | 1 | 1 | 2 | 2 | 109, 203, 336, 338 |
| #7 | $w_1^7 = 6$ | 1 | 1 | 3 | 1 | 59, 90, 166, 249, 348, 367 |
| #9 | $w_1^9 = 3$ | 1 | 1 | 3 | 3 | 77, 233, 272 |
| #10 | $w_1^{10} = 7$ | 1 | 2 | 1 | 1 | 11, 174, 189, 195, 239, 242, 260 |
| #11 | $w_1^{11} = 7$ | 1 | 2 | 1 | 2 | 85, 144, 237, 248, 262, 276, 368 |
| #13 | $w_1^{13} = 14$ | 1 | 2 | 2 | 1 | 24, 117, 232, 252, 259, 263, 268, 285, 350, 356, 359, 360, 362, 377 |
| #14 | $w_1^{14} = 7$ | 1 | 2 | 2 | 2 | 93, 105, 214, 221, 240, 339, 448 |
| #19 | $w_1^{19} = 18$ | 1 | 3 | 1 | 1 | 63, 64, 69, 114, 157, 228, 236, 244, 245, 264, 280, 281, 283, 284, 286, 287, 337, 381 |
| #21 | $w_1^{21} = 2$ | 1 | 3 | 1 | 3 | 256, 275 |
| #25 | $w_1^{25} = 10$ | 1 | 3 | 3 | 1 | 73, 112, 193, 216, 229, 251, 266, 282, 361, 373 |
| #27 | $w_1^{27} = 17$ | 1 | 3 | 3 | 3 | 103, 118, 134, 136, 230, 231, 238, 241, 243, 246, 247, 250, 254, 265, 344, 371, 379 |
| #28 | $w_1^{28} = 8$ | 2 | 1 | 1 | 1 | 66, 156, 164, 180, 204, 215, 323, 396 |
| #29 | $w_1^{29} = 6$ | 2 | 1 | 1 | 2 | 16, 67, 162, 332, 395, 397 |
| #31 | $w_1^{31} = 2$ | 2 | 1 | 2 | 1 | 388, 390 |
| #32 | $w_1^{32} = 3$ | 2 | 1 | 2 | 2 | 154, 387, 400 |
| #37 | $w_1^{37} = 11$ | 2 | 2 | 1 | 1 | 15, 18, 115, 133, 209, 210, 222, 324, 326, 358, 392 |
| #38 | $w_1^{38} = 7$ | 2 | 2 | 1 | 2 | 75, 139, 159, 197, 325, 364, 394 |
| #40 | $w_1^{40} = 23$ | 2 | 2 | 2 | 1 | 4, 5, 25, 34, 81, 95, 97, 111, 122, 132, 138, 148, 152, 184, 198, 218, 330, 331, 351, 352, 363, 389, 399 |

Table 9.2.1.2 (1 of 2): voting patterns in example A53

| voting pattern | number of voters | b | c | e | j | voters |
|----------------|------------------|-----|-----|-----|-----|--|
| #41 | $w_1^{41} = 13$ | 2 | 2 | 2 | 2 | 82, 88, 96, 113, 120, 124, 125, 126, 145, 199, 213, 340, 345 |
| #55 | $w_1^{55} = 11$ | 3 | 1 | 1 | 1 | 13, 30, 74, 92, 153, 168, 172, 176, 205, 217, 341 |
| #57 | $w_1^{57} = 3$ | 3 | 1 | 1 | 3 | 14, 376, 380 |
| #61 | $w_1^{61} = 10$ | 3 | 1 | 3 | 1 | 7, 8, 22, 61, 84, 179, 225, 226, 385, 391 |
| #63 | $w_1^{63} = 5$ | 3 | 1 | 3 | 3 | 9, 200, 201, 202, 329 |
| #73 | $w_1^{73} = 13$ | 3 | 3 | 1 | 1 | 23, 31, 70, 76, 79, 188, 190, 194, 207, 208, 277, 378, 386 |
| #75 | $w_1^{75} = 14$ | 3 | 3 | 1 | 3 | 17, 68, 87, 127, 142, 158, 160, 161, 279, 327, 334, 347, 382, 383 |
| #79 | $w_1^{79} = 84$ | 3 | 3 | 3 | 1 | 6, 10, 19, 20, 21, 26, 27, 28, 29, 33, 35, 56, 57, 58, 71, 78, 98, 100, 101, 106, 108, 130, 167, 169, 170, 181, 182, 183, 185, 186, 187, 191, 196, 219, 223, 224, 227, 288, 289, 290, 291, 292, 293, 294, 295, 296, 297, 298, 299, 300, 301, 302, 303, 304, 305, 306, 307, 308, 309, 310, 311, 312, 313, 314, 315, 316, 317, 318, 319, 320, 321, 322, 328, 333, 349, 353, 354, 355, 357, 365, 366, 372, 393, 398 |
| #81 | $w_1^{81} = 126$ | 3 | 3 | 3 | 3 | 1, 2, 3, 36, 37, 38, 39, 40, 41, 42, 43, 44, 45, 46, 47, 48, 49, 50, 51, 52, 53, 54, 55, 72, 80, 83, 86, 89, 91, 94, 99, 102, 104, 110, 116, 119, 121, 123, 128, 129, 131, 135, 137, 141, 143, 146, 147, 149, 150, 163, 165, 171, 173, 175, 177, 206, 211, 212, 220, 335, 342, 343, 346, 369, 370, 374, 375, 401, 402, 403, 404, 405, 406, 407, 408, 409, 410, 411, 412, 413, 414, 415, 416, 417, 418, 419, 420, 421, 422, 423, 424, 425, 426, 427, 428, 429, 430, 431, 432, 433, 434, 435, 436, 437, 438, 439, 440, 441, 442, 443, 444, 445, 446, 447, 449, 450, 451, 452, 453, 454, 455, 456, 457, 458, 459, 460 |

Table 9.2.1.2 (2 of 2): voting patterns is example A53

Step 2

Each time, when we apply proportional completion to a voting pattern, we apply it to a voting pattern, where the number of alternatives with a "2" is the maximum. As, in each stage, a voting pattern is replaced by voting patterns with smaller numbers of alternatives with a "2", it is guaranteed that those voting patterns, to which proportional completion has already been applied at earlier stages of the proportional completion procedure, cannot reappear at later stages.

So first, we apply proportional completion to voting pattern #41. Applying proportional completion to a voting pattern where voters are indifferent between all candidates simply means that the weight of every other voting pattern is multiplied by the same factor.

Therefore, we get:

| voting pattern | number of voters | b | c | e | j |
|----------------|--|-----|-----|-----|-----|
| #1 | $w_2^1 = (1 + w_1^{41} / (N - w_1^{41})) \cdot w_1^1 = 17.494407$ | 1 | 1 | 1 | 1 |
| #2 | $w_2^2 = (1 + w_1^{41} / (N - w_1^{41})) \cdot w_1^2 = 2.058166$ | 1 | 1 | 1 | 2 |
| #3 | $w_2^3 = (1 + w_1^{41} / (N - w_1^{41})) \cdot w_1^3 = 3.087248$ | 1 | 1 | 1 | 3 |
| #4 | $w_2^4 = (1 + w_1^{41} / (N - w_1^{41})) \cdot w_1^4 = 4.116331$ | 1 | 1 | 2 | 1 |
| #5 | $w_2^5 = (1 + w_1^{41} / (N - w_1^{41})) \cdot w_1^5 = 4.116331$ | 1 | 1 | 2 | 2 |
| #7 | $w_2^7 = (1 + w_1^{41} / (N - w_1^{41})) \cdot w_1^7 = 6.174497$ | 1 | 1 | 3 | 1 |
| #9 | $w_2^9 = (1 + w_1^{41} / (N - w_1^{41})) \cdot w_1^9 = 3.087248$ | 1 | 1 | 3 | 3 |
| #10 | $w_2^{10} = (1 + w_1^{41} / (N - w_1^{41})) \cdot w_1^{10} = 7.203579$ | 1 | 2 | 1 | 1 |
| #11 | $w_2^{11} = (1 + w_1^{41} / (N - w_1^{41})) \cdot w_1^{11} = 7.203579$ | 1 | 2 | 1 | 2 |
| #13 | $w_2^{13} = (1 + w_1^{41} / (N - w_1^{41})) \cdot w_1^{13} = 14.407159$ | 1 | 2 | 2 | 1 |
| #14 | $w_2^{14} = (1 + w_1^{41} / (N - w_1^{41})) \cdot w_1^{14} = 7.203579$ | 1 | 2 | 2 | 2 |
| #19 | $w_2^{19} = (1 + w_1^{41} / (N - w_1^{41})) \cdot w_1^{19} = 18.523490$ | 1 | 3 | 1 | 1 |
| #21 | $w_2^{21} = (1 + w_1^{41} / (N - w_1^{41})) \cdot w_1^{21} = 2.058166$ | 1 | 3 | 1 | 3 |
| #25 | $w_2^{25} = (1 + w_1^{41} / (N - w_1^{41})) \cdot w_1^{25} = 10.290828$ | 1 | 3 | 3 | 1 |
| #27 | $w_2^{27} = (1 + w_1^{41} / (N - w_1^{41})) \cdot w_1^{27} = 17.494407$ | 1 | 3 | 3 | 3 |
| #28 | $w_2^{28} = (1 + w_1^{41} / (N - w_1^{41})) \cdot w_1^{28} = 8.232662$ | 2 | 1 | 1 | 1 |
| #29 | $w_2^{29} = (1 + w_1^{41} / (N - w_1^{41})) \cdot w_1^{29} = 6.174497$ | 2 | 1 | 1 | 2 |
| #31 | $w_2^{31} = (1 + w_1^{41} / (N - w_1^{41})) \cdot w_1^{31} = 2.058166$ | 2 | 1 | 2 | 1 |
| #32 | $w_2^{32} = (1 + w_1^{41} / (N - w_1^{41})) \cdot w_1^{32} = 3.087248$ | 2 | 1 | 2 | 2 |
| #37 | $w_2^{37} = (1 + w_1^{41} / (N - w_1^{41})) \cdot w_1^{37} = 11.319911$ | 2 | 2 | 1 | 1 |
| #38 | $w_2^{38} = (1 + w_1^{41} / (N - w_1^{41})) \cdot w_1^{38} = 7.203579$ | 2 | 2 | 1 | 2 |
| #40 | $w_2^{40} = (1 + w_1^{41} / (N - w_1^{41})) \cdot w_1^{40} = 23.668904$ | 2 | 2 | 2 | 1 |
| #55 | $w_2^{55} = (1 + w_1^{41} / (N - w_1^{41})) \cdot w_1^{55} = 11.319911$ | 3 | 1 | 1 | 1 |
| #57 | $w_2^{57} = (1 + w_1^{41} / (N - w_1^{41})) \cdot w_1^{57} = 3.087248$ | 3 | 1 | 1 | 3 |
| #61 | $w_2^{61} = (1 + w_1^{41} / (N - w_1^{41})) \cdot w_1^{61} = 10.290828$ | 3 | 1 | 3 | 1 |
| #63 | $w_2^{63} = (1 + w_1^{41} / (N - w_1^{41})) \cdot w_1^{63} = 5.145414$ | 3 | 1 | 3 | 3 |
| #73 | $w_2^{73} = (1 + w_1^{41} / (N - w_1^{41})) \cdot w_1^{73} = 13.378076$ | 3 | 3 | 1 | 1 |
| #75 | $w_2^{75} = (1 + w_1^{41} / (N - w_1^{41})) \cdot w_1^{75} = 14.407159$ | 3 | 3 | 1 | 3 |
| #79 | $w_2^{79} = (1 + w_1^{41} / (N - w_1^{41})) \cdot w_1^{79} = 86.442953$ | 3 | 3 | 3 | 1 |
| #81 | $w_2^{81} = (1 + w_1^{41} / (N - w_1^{41})) \cdot w_1^{81} = 129.664430$ | 3 | 3 | 3 | 3 |
| | 460.000000 | | | | |

Step 3

We now apply proportional completion to voting pattern #14. In voting pattern #14, the voters are indifferent between the alternatives in $\{a, c, e, j\}$. At stage 1, $Y := w_1^{14} + w_1^{41} = 20$ voters were indifferent between all the alternatives in $\{a, c, e, j\}$. The following $N - Y = 440$ voters were not indifferent between all the alternatives in $\{a, c, e, j\}$:

| number of voters | c | e | j |
|------------------------------------|-----|-----|-----|
| $w_1^1 + w_1^{28} + w_1^{55} = 36$ | 1 | 1 | 1 |
| $w_1^2 + w_1^{29} = 8$ | 1 | 1 | 2 |
| $w_1^3 + w_1^{57} = 6$ | 1 | 1 | 3 |
| $w_1^4 + w_1^{31} = 6$ | 1 | 2 | 1 |
| $w_1^5 + w_1^{32} = 7$ | 1 | 2 | 2 |
| $w_1^7 + w_1^{61} = 16$ | 1 | 3 | 1 |
| $w_1^9 + w_1^{63} = 8$ | 1 | 3 | 3 |
| $w_1^{10} + w_1^{37} = 18$ | 2 | 1 | 1 |
| $w_1^{11} + w_1^{38} = 14$ | 2 | 1 | 2 |
| $w_1^{13} + w_1^{40} = 37$ | 2 | 2 | 1 |
| $w_1^{19} + w_1^{73} = 31$ | 3 | 1 | 1 |
| $w_1^{21} + w_1^{75} = 16$ | 3 | 1 | 3 |
| $w_1^{25} + w_1^{79} = 94$ | 3 | 3 | 1 |
| $w_1^{27} + w_1^{81} = 143$ | 3 | 3 | 3 |
| $N - Y = 440$ | | | |

Therefore, the $w_2^{14} = 7.203579$ voters with voting pattern #14 are replaced by the following voters:

| voting pattern | number of voters | b | c | e | j |
|----------------|---|-----|-----|-----|-----|
| #1 | $(w_1^1 + w_1^{28} + w_1^{55}) \cdot w_2^{14} / (N - Y) = 0.589384$ | 1 | 1 | 1 | 1 |
| #2 | $(w_1^2 + w_1^{29}) \cdot w_2^{14} / (N - Y) = 0.130974$ | 1 | 1 | 1 | 2 |
| #3 | $(w_1^3 + w_1^{57}) \cdot w_2^{14} / (N - Y) = 0.098231$ | 1 | 1 | 1 | 3 |
| #4 | $(w_1^4 + w_1^{31}) \cdot w_2^{14} / (N - Y) = 0.098231$ | 1 | 1 | 2 | 1 |
| #5 | $(w_1^5 + w_1^{32}) \cdot w_2^{14} / (N - Y) = 0.114602$ | 1 | 1 | 2 | 2 |
| #7 | $(w_1^7 + w_1^{61}) \cdot w_2^{14} / (N - Y) = 0.2619483$ | 1 | 1 | 3 | 1 |
| #9 | $(w_1^9 + w_1^{63}) \cdot w_2^{14} / (N - Y) = 0.130974$ | 1 | 1 | 3 | 3 |
| #10 | $(w_1^{10} + w_1^{37}) \cdot w_2^{14} / (N - Y) = 0.294692$ | 1 | 2 | 1 | 1 |
| #11 | $(w_1^{11} + w_1^{38}) \cdot w_2^{14} / (N - Y) = 0.229205$ | 1 | 2 | 1 | 2 |
| #13 | $(w_1^{13} + w_1^{40}) \cdot w_2^{14} / (N - Y) = 0.605756$ | 1 | 2 | 2 | 1 |
| #19 | $(w_1^{19} + w_1^{73}) \cdot w_2^{14} / (N - Y) = 0.507525$ | 1 | 3 | 1 | 1 |
| #21 | $(w_1^{21} + w_1^{75}) \cdot w_2^{14} / (N - Y) = 0.261948$ | 1 | 3 | 1 | 3 |
| #25 | $(w_1^{25} + w_1^{79}) \cdot w_2^{14} / (N - Y) = 1.538947$ | 1 | 3 | 3 | 1 |
| #27 | $(w_1^{27} + w_1^{81}) \cdot w_2^{14} / (N - Y) = 2.341163$ | 1 | 3 | 3 | 3 |
| | $w_2^{14} = 7.203579$ | | | | |

Therefore, we get:

| voting pattern | number of voters | b | c | e | j |
|----------------|--|-----|-----|-----|-----|
| #1 | $w_3^1 = w_2^1 + 0.589384 = 18.083791$ | 1 | 1 | 1 | 1 |
| #2 | $w_3^2 = w_2^2 + 0.130974 = 2.189140$ | 1 | 1 | 1 | 2 |
| #3 | $w_3^3 = w_2^3 + 0.098231 = 3.185479$ | 1 | 1 | 1 | 3 |
| #4 | $w_3^4 = w_2^4 + 0.098231 = 4.214562$ | 1 | 1 | 2 | 1 |
| #5 | $w_3^5 = w_2^5 + 0.114602 = 4.230933$ | 1 | 1 | 2 | 2 |
| #7 | $w_3^7 = w_2^7 + 0.261948 = 6.436445$ | 1 | 1 | 3 | 1 |
| #9 | $w_3^9 = w_2^9 + 0.130974 = 3.218222$ | 1 | 1 | 3 | 3 |
| #10 | $w_3^{10} = w_2^{10} + 0.294692 = 7.498271$ | 1 | 2 | 1 | 1 |
| #11 | $w_3^{11} = w_2^{11} + 0.229205 = 7.432784$ | 1 | 2 | 1 | 2 |
| #13 | $w_3^{13} = w_2^{13} + 0.605756 = 15.012914$ | 1 | 2 | 2 | 1 |
| #19 | $w_3^{19} = w_2^{19} + 0.507525 = 19.031015$ | 1 | 3 | 1 | 1 |
| #21 | $w_3^{21} = w_2^{21} + 0.261948 = 2.320114$ | 1 | 3 | 1 | 3 |
| #25 | $w_3^{25} = w_2^{25} + 1.538947 = 11.829774$ | 1 | 3 | 3 | 1 |
| #27 | $w_3^{27} = w_2^{27} + 2.341163 = 19.835570$ | 1 | 3 | 3 | 3 |
| #28 | $w_3^{28} = w_2^{28} = 8.232662$ | 2 | 1 | 1 | 1 |
| #29 | $w_3^{29} = w_2^{29} = 6.174497$ | 2 | 1 | 1 | 2 |
| #31 | $w_3^{31} = w_2^{31} = 2.058166$ | 2 | 1 | 2 | 1 |
| #32 | $w_3^{32} = w_2^{32} = 3.087248$ | 2 | 1 | 2 | 2 |
| #37 | $w_3^{37} = w_2^{37} = 11.319911$ | 2 | 2 | 1 | 1 |
| #38 | $w_3^{38} = w_2^{38} = 7.203579$ | 2 | 2 | 1 | 2 |
| #40 | $w_3^{40} = w_2^{40} = 23.668904$ | 2 | 2 | 2 | 1 |
| #55 | $w_3^{55} = w_2^{55} = 11.319911$ | 3 | 1 | 1 | 1 |
| #57 | $w_3^{57} = w_2^{57} = 3.087248$ | 3 | 1 | 1 | 3 |
| #61 | $w_3^{61} = w_2^{61} = 10.290828$ | 3 | 1 | 3 | 1 |
| #63 | $w_3^{63} = w_2^{63} = 5.145414$ | 3 | 1 | 3 | 3 |
| #73 | $w_3^{73} = w_2^{73} = 13.378076$ | 3 | 3 | 1 | 1 |
| #75 | $w_3^{75} = w_2^{75} = 14.407159$ | 3 | 3 | 1 | 3 |
| #79 | $w_3^{79} = w_2^{79} = 86.442953$ | 3 | 3 | 3 | 1 |
| #81 | $w_3^{81} = w_2^{81} = 129.664430$ | 3 | 3 | 3 | 3 |
| | 460.000000 | | | | |

Step 4

We now apply proportional completion to voting pattern #32. In voting pattern #32, the voters are indifferent between the alternatives in $\{a, b, e, j\}$. At stage 1, $Y := w_1^{32} + w_1^{41} = 16$ voters were indifferent between all the alternatives in $\{a, b, e, j\}$. The following $N - Y = 444$ voters were not indifferent between all the alternatives in $\{a, b, e, j\}$:

| number of voters | b | e | j |
|------------------------------------|-----|-----|-----|
| $w_1^1 + w_1^{10} + w_1^{19} = 42$ | 1 | 1 | 1 |
| $w_1^2 + w_1^{11} = 9$ | 1 | 1 | 2 |
| $w_1^3 + w_1^{21} = 5$ | 1 | 1 | 3 |
| $w_1^4 + w_1^{13} = 18$ | 1 | 2 | 1 |
| $w_1^5 + w_1^{14} = 11$ | 1 | 2 | 2 |
| $w_1^7 + w_1^{25} = 16$ | 1 | 3 | 1 |
| $w_1^9 + w_1^{27} = 20$ | 1 | 3 | 3 |
| $w_1^{28} + w_1^{37} = 19$ | 2 | 1 | 1 |
| $w_1^{29} + w_1^{38} = 13$ | 2 | 1 | 2 |
| $w_1^{31} + w_1^{40} = 25$ | 2 | 2 | 1 |
| $w_1^{55} + w_1^{73} = 24$ | 3 | 1 | 1 |
| $w_1^{57} + w_1^{75} = 17$ | 3 | 1 | 3 |
| $w_1^{61} + w_1^{79} = 94$ | 3 | 3 | 1 |
| $w_1^{63} + w_1^{81} = 131$ | 3 | 3 | 3 |
| $N - Y = 444$ | | | |

Therefore, the $w_3^{32} = 3.087248$ voters with voting pattern #32 are replaced by the following voters:

| voting pattern | number of voters | b | c | e | j |
|----------------|---|-----|-----|-----|-----|
| #1 | $(w_1^1 + w_1^{10} + w_1^{19}) \cdot w_3^{32} / (N - Y) = 0.292037$ | 1 | 1 | 1 | 1 |
| #2 | $(w_1^2 + w_1^{11}) \cdot w_3^{32} / (N - Y) = 0.062579$ | 1 | 1 | 1 | 2 |
| #3 | $(w_1^3 + w_1^{21}) \cdot w_3^{32} / (N - Y) = 0.034766$ | 1 | 1 | 1 | 3 |
| #4 | $(w_1^4 + w_1^{13}) \cdot w_3^{32} / (N - Y) = 0.125159$ | 1 | 1 | 2 | 1 |
| #5 | $(w_1^5 + w_1^{14}) \cdot w_3^{32} / (N - Y) = 0.076486$ | 1 | 1 | 2 | 2 |
| #7 | $(w_1^7 + w_1^{25}) \cdot w_3^{32} / (N - Y) = 0.111252$ | 1 | 1 | 3 | 1 |
| #9 | $(w_1^9 + w_1^{27}) \cdot w_3^{32} / (N - Y) = 0.139065$ | 1 | 1 | 3 | 3 |
| #28 | $(w_1^{28} + w_1^{37}) \cdot w_3^{32} / (N - Y) = 0.132112$ | 2 | 1 | 1 | 1 |
| #29 | $(w_1^{29} + w_1^{38}) \cdot w_3^{32} / (N - Y) = 0.090392$ | 2 | 1 | 1 | 2 |
| #31 | $(w_1^{31} + w_1^{40}) \cdot w_3^{32} / (N - Y) = 0.173832$ | 2 | 1 | 2 | 1 |
| #55 | $(w_1^{55} + w_1^{73}) \cdot w_3^{32} / (N - Y) = 0.166878$ | 3 | 1 | 1 | 1 |
| #57 | $(w_1^{57} + w_1^{75}) \cdot w_3^{32} / (N - Y) = 0.118205$ | 3 | 1 | 1 | 3 |
| #61 | $(w_1^{61} + w_1^{79}) \cdot w_3^{32} / (N - Y) = 0.653607$ | 3 | 1 | 3 | 1 |
| #63 | $(w_1^{63} + w_1^{81}) \cdot w_3^{32} / (N - Y) = 0.910877$ | 3 | 1 | 3 | 3 |
| | $w_3^{32} = 3.087248$ | | | | |

Therefore, we get:

| voting pattern | number of voters | b | c | e | j |
|----------------|--|-----|-----|-----|-----|
| #1 | $w_4^1 = w_3^1 + 0.292037 = 18.375828$ | 1 | 1 | 1 | 1 |
| #2 | $w_4^2 = w_3^2 + 0.062579 = 2.251719$ | 1 | 1 | 1 | 2 |
| #3 | $w_4^3 = w_3^3 + 0.034766 = 3.220245$ | 1 | 1 | 1 | 3 |
| #4 | $w_4^4 = w_3^4 + 0.125159 = 4.339720$ | 1 | 1 | 2 | 1 |
| #5 | $w_4^5 = w_3^5 + 0.076486 = 4.307419$ | 1 | 1 | 2 | 2 |
| #7 | $w_4^7 = w_3^7 + 0.111252 = 6.547697$ | 1 | 1 | 3 | 1 |
| #9 | $w_4^9 = w_3^9 + 0.139065 = 3.357288$ | 1 | 1 | 3 | 3 |
| #10 | $w_4^{10} = w_3^{10} = 7.498271$ | 1 | 2 | 1 | 1 |
| #11 | $w_4^{11} = w_3^{11} = 7.432784$ | 1 | 2 | 1 | 2 |
| #13 | $w_4^{13} = w_3^{13} = 15.012914$ | 1 | 2 | 2 | 1 |
| #19 | $w_4^{19} = w_3^{19} = 19.031015$ | 1 | 3 | 1 | 1 |
| #21 | $w_4^{21} = w_3^{21} = 2.320114$ | 1 | 3 | 1 | 3 |
| #25 | $w_4^{25} = w_3^{25} = 11.829774$ | 1 | 3 | 3 | 1 |
| #27 | $w_4^{27} = w_3^{27} = 19.835570$ | 1 | 3 | 3 | 3 |
| #28 | $w_4^{28} = w_3^{28} + 0.132112 = 8.364774$ | 2 | 1 | 1 | 1 |
| #29 | $w_4^{29} = w_3^{29} + 0.090392 = 6.264889$ | 2 | 1 | 1 | 2 |
| #31 | $w_4^{31} = w_3^{31} + 0.173832 = 2.231997$ | 2 | 1 | 2 | 1 |
| #37 | $w_4^{37} = w_3^{37} = 11.319911$ | 2 | 2 | 1 | 1 |
| #38 | $w_4^{38} = w_3^{38} = 7.203579$ | 2 | 2 | 1 | 2 |
| #40 | $w_4^{40} = w_3^{40} = 23.668904$ | 2 | 2 | 2 | 1 |
| #55 | $w_4^{55} = w_3^{55} + 0.166878 = 11.486789$ | 3 | 1 | 1 | 1 |
| #57 | $w_4^{57} = w_3^{57} + 0.118205 = 3.205454$ | 3 | 1 | 1 | 3 |
| #61 | $w_4^{61} = w_3^{61} + 0.653607 = 10.944434$ | 3 | 1 | 3 | 1 |
| #63 | $w_4^{63} = w_3^{63} + 0.910877 = 6.056291$ | 3 | 1 | 3 | 3 |
| #73 | $w_4^{73} = w_3^{73} = 13.378076$ | 3 | 3 | 1 | 1 |
| #75 | $w_4^{75} = w_3^{75} = 14.407159$ | 3 | 3 | 1 | 3 |
| #79 | $w_4^{79} = w_3^{79} = 86.442953$ | 3 | 3 | 3 | 1 |
| #81 | $w_4^{81} = w_3^{81} = 129.664430$ | 3 | 3 | 3 | 3 |
| | 460.000000 | | | | |

Step 5

We now apply proportional completion to voting pattern #38. In voting pattern #38, the voters are indifferent between the alternatives in $\{a, b, c, j\}$. At stage 1, $Y : = w_1^{38} + w_1^{41} = 20$ voters were indifferent between all the alternatives in $\{a, b, c, j\}$. The following $N - Y = 440$ voters were not indifferent between all the alternatives in $\{a, b, c, j\}$:

| number of voters | b | c | j |
|------------------------------|-----|-----|-----|
| $w_1^1 + w_1^4 + w_1^7 = 27$ | 1 | 1 | 1 |
| $w_1^2 + w_1^5 = 6$ | 1 | 1 | 2 |
| $w_1^3 + w_1^9 = 6$ | 1 | 1 | 3 |
| $w_1^{10} + w_1^{13} = 21$ | 1 | 2 | 1 |
| $w_1^{11} + w_1^{14} = 14$ | 1 | 2 | 2 |
| $w_1^{19} + w_1^{25} = 28$ | 1 | 3 | 1 |
| $w_1^{21} + w_1^{27} = 19$ | 1 | 3 | 3 |
| $w_1^{28} + w_1^{31} = 10$ | 2 | 1 | 1 |
| $w_1^{29} + w_1^{32} = 9$ | 2 | 1 | 2 |
| $w_1^{37} + w_1^{40} = 34$ | 2 | 2 | 1 |
| $w_1^{55} + w_1^{61} = 21$ | 3 | 1 | 1 |
| $w_1^{57} + w_1^{63} = 8$ | 3 | 1 | 3 |
| $w_1^{73} + w_1^{79} = 97$ | 3 | 3 | 1 |
| $w_1^{75} + w_1^{81} = 140$ | 3 | 3 | 3 |
| $N - Y = 440$ | | | |

Therefore, the $w_4^{38} = 7.203579$ voters with voting pattern #38 are replaced by the following voters:

| voting pattern | number of voters | b | c | e | j |
|----------------|---|-----|-----|-----|-----|
| #1 | $(w_1^1 + w_1^4 + w_1^7) \cdot w_4^{38} / (N - Y) = 0.442038$ | 1 | 1 | 1 | 1 |
| #2 | $(w_1^2 + w_1^5) \cdot w_4^{38} / (N - Y) = 0.098231$ | 1 | 1 | 1 | 2 |
| #3 | $(w_1^3 + w_1^9) \cdot w_4^{38} / (N - Y) = 0.098231$ | 1 | 1 | 1 | 3 |
| #10 | $(w_1^{10} + w_1^{13}) \cdot w_4^{38} / (N - Y) = 0.343807$ | 1 | 2 | 1 | 1 |
| #11 | $(w_1^{11} + w_1^{14}) \cdot w_4^{38} / (N - Y) = 0.229205$ | 1 | 2 | 1 | 2 |
| #19 | $(w_1^{19} + w_1^{25}) \cdot w_4^{38} / (N - Y) = 0.458410$ | 1 | 3 | 1 | 1 |
| #21 | $(w_1^{21} + w_1^{27}) \cdot w_4^{38} / (N - Y) = 0.311064$ | 1 | 3 | 1 | 3 |
| #28 | $(w_1^{28} + w_1^{31}) \cdot w_4^{38} / (N - Y) = 0.163718$ | 2 | 1 | 1 | 1 |
| #29 | $(w_1^{29} + w_1^{32}) \cdot w_4^{38} / (N - Y) = 0.147346$ | 2 | 1 | 1 | 2 |
| #37 | $(w_1^{37} + w_1^{40}) \cdot w_4^{38} / (N - Y) = 0.556640$ | 2 | 2 | 1 | 1 |
| #55 | $(w_1^{55} + w_1^{61}) \cdot w_4^{38} / (N - Y) = 0.343807$ | 3 | 1 | 1 | 1 |
| #57 | $(w_1^{57} + w_1^{63}) \cdot w_4^{38} / (N - Y) = 0.130974$ | 3 | 1 | 1 | 3 |
| #73 | $(w_1^{73} + w_1^{79}) \cdot w_4^{38} / (N - Y) = 1.588062$ | 3 | 3 | 1 | 1 |
| #75 | $(w_1^{75} + w_1^{81}) \cdot w_4^{38} / (N - Y) = 2.292048$ | 3 | 3 | 1 | 3 |
| | $w_4^{38} = 7.203579$ | | | | |

Therefore, we get:

| voting pattern | number of voters | b | c | e | j |
|----------------|--|-----|-----|-----|-----|
| #1 | $w_5^1 = w_4^1 + 0.442038 = 18.817866$ | 1 | 1 | 1 | 1 |
| #2 | $w_5^2 = w_4^2 + 0.098231 = 2.349950$ | 1 | 1 | 1 | 2 |
| #3 | $w_5^3 = w_4^3 + 0.098231 = 3.318476$ | 1 | 1 | 1 | 3 |
| #4 | $w_5^4 = w_4^4 = 4.339720$ | 1 | 1 | 2 | 1 |
| #5 | $w_5^5 = w_4^5 = 4.307419$ | 1 | 1 | 2 | 2 |
| #7 | $w_5^7 = w_4^7 = 6.547697$ | 1 | 1 | 3 | 1 |
| #9 | $w_5^9 = w_4^9 = 3.357288$ | 1 | 1 | 3 | 3 |
| #10 | $w_5^{10} = w_4^{10} + 0.343807 = 7.842079$ | 1 | 2 | 1 | 1 |
| #11 | $w_5^{11} = w_4^{11} + 0.229205 = 7.661989$ | 1 | 2 | 1 | 2 |
| #13 | $w_5^{13} = w_4^{13} = 15.012914$ | 1 | 2 | 2 | 1 |
| #19 | $w_5^{19} = w_4^{19} + 0.458410 = 19.489424$ | 1 | 3 | 1 | 1 |
| #21 | $w_5^{21} = w_4^{21} + 0.311064 = 2.631178$ | 1 | 3 | 1 | 3 |
| #25 | $w_5^{25} = w_4^{25} = 11.829774$ | 1 | 3 | 3 | 1 |
| #27 | $w_5^{27} = w_4^{27} = 19.835570$ | 1 | 3 | 3 | 3 |
| #28 | $w_5^{28} = w_4^{28} + 0.163718 = 8.528492$ | 2 | 1 | 1 | 1 |
| #29 | $w_5^{29} = w_4^{29} + 0.147346 = 6.412235$ | 2 | 1 | 1 | 2 |
| #31 | $w_5^{31} = w_4^{31} = 2.231997$ | 2 | 1 | 2 | 1 |
| #37 | $w_5^{37} = w_4^{37} + 0.556640 = 11.876551$ | 2 | 2 | 1 | 1 |
| #40 | $w_5^{40} = w_4^{40} = 23.668904$ | 2 | 2 | 2 | 1 |
| #55 | $w_5^{55} = w_4^{55} + 0.343807 = 11.830596$ | 3 | 1 | 1 | 1 |
| #57 | $w_5^{57} = w_4^{57} + 0.130974 = 3.336428$ | 3 | 1 | 1 | 3 |
| #61 | $w_5^{61} = w_4^{61} = 10.944434$ | 3 | 1 | 3 | 1 |
| #63 | $w_5^{63} = w_4^{63} = 6.056291$ | 3 | 1 | 3 | 3 |
| #73 | $w_5^{73} = w_4^{73} + 1.588062 = 14.966138$ | 3 | 3 | 1 | 1 |
| #75 | $w_5^{75} = w_4^{75} + 2.292048 = 16.699207$ | 3 | 3 | 1 | 3 |
| #79 | $w_5^{79} = w_4^{79} = 86.442953$ | 3 | 3 | 3 | 1 |
| #81 | $w_5^{81} = w_4^{81} = 129.664430$ | 3 | 3 | 3 | 3 |
| | 460.000000 | | | | |

Step 6

We now apply proportional completion to voting pattern #40. In voting pattern #40, the voters are indifferent between the alternatives in $\{a, b, c, e\}$. At stage 1, $Y := w_1^{40} + w_1^{41} = 36$ voters were indifferent between all the alternatives in $\{a, b, c, e\}$. The following $N - Y = 424$ voters were not indifferent between all the alternatives in $\{a, b, c, e\}$:

| number of voters | b | c | e |
|------------------------------|-----|-----|-----|
| $w_1^1 + w_1^2 + w_1^3 = 22$ | 1 | 1 | 1 |
| $w_1^4 + w_1^5 = 8$ | 1 | 1 | 2 |
| $w_1^7 + w_1^9 = 9$ | 1 | 1 | 3 |
| $w_1^{10} + w_1^{11} = 14$ | 1 | 2 | 1 |
| $w_1^{13} + w_1^{14} = 21$ | 1 | 2 | 2 |
| $w_1^{19} + w_1^{21} = 20$ | 1 | 3 | 1 |
| $w_1^{25} + w_1^{27} = 27$ | 1 | 3 | 3 |
| $w_1^{28} + w_1^{29} = 14$ | 2 | 1 | 1 |
| $w_1^{31} + w_1^{32} = 5$ | 2 | 1 | 2 |
| $w_1^{37} + w_1^{38} = 18$ | 2 | 2 | 1 |
| $w_1^{55} + w_1^{57} = 14$ | 3 | 1 | 1 |
| $w_1^{61} + w_1^{63} = 15$ | 3 | 1 | 3 |
| $w_1^{73} + w_1^{75} = 27$ | 3 | 3 | 1 |
| $w_1^{79} + w_1^{81} = 210$ | 3 | 3 | 3 |
| $N - Y = 424$ | | | |

Therefore, the $w_5^{40} = 23.668904$ voters with voting pattern #40 are replaced by the following voters:

| voting pattern | number of voters | b | c | e | j |
|----------------|---|-----|-----|-----|-----|
| #1 | $(w_1^1 + w_1^2 + w_1^3) \cdot w_5^{40} / (N - Y) = 1.228103$ | 1 | 1 | 1 | 1 |
| #4 | $(w_1^4 + w_1^5) \cdot w_5^{40} / (N - Y) = 0.446583$ | 1 | 1 | 2 | 1 |
| #7 | $(w_1^7 + w_1^9) \cdot w_5^{40} / (N - Y) = 0.502406$ | 1 | 1 | 3 | 1 |
| #10 | $(w_1^{10} + w_1^{11}) \cdot w_5^{40} / (N - Y) = 0.781520$ | 1 | 2 | 1 | 1 |
| #13 | $(w_1^{13} + w_1^{14}) \cdot w_5^{40} / (N - Y) = 1.172281$ | 1 | 2 | 2 | 1 |
| #19 | $(w_1^{19} + w_1^{21}) \cdot w_5^{40} / (N - Y) = 1.116458$ | 1 | 3 | 1 | 1 |
| #25 | $(w_1^{25} + w_1^{27}) \cdot w_5^{40} / (N - Y) = 1.507218$ | 1 | 3 | 3 | 1 |
| #28 | $(w_1^{28} + w_1^{29}) \cdot w_5^{40} / (N - Y) = 0.781520$ | 2 | 1 | 1 | 1 |
| #31 | $(w_1^{31} + w_1^{32}) \cdot w_5^{40} / (N - Y) = 0.279114$ | 2 | 1 | 2 | 1 |
| #37 | $(w_1^{37} + w_1^{38}) \cdot w_5^{40} / (N - Y) = 1.004812$ | 2 | 2 | 1 | 1 |
| #55 | $(w_1^{55} + w_1^{57}) \cdot w_5^{40} / (N - Y) = 0.781520$ | 3 | 1 | 1 | 1 |
| #61 | $(w_1^{61} + w_1^{63}) \cdot w_5^{40} / (N - Y) = 0.837343$ | 3 | 1 | 3 | 1 |
| #73 | $(w_1^{73} + w_1^{75}) \cdot w_5^{40} / (N - Y) = 1.507218$ | 3 | 3 | 1 | 1 |
| #79 | $(w_1^{79} + w_1^{81}) \cdot w_5^{40} / (N - Y) = 11.722806$ | 3 | 3 | 3 | 1 |
| | $w_5^{40} = 23.668904$ | | | | |

Therefore, we get:

| voting pattern | number of voters | b | c | e | j |
|----------------|---|-----|-----|-----|-----|
| #1 | $w_6^1 = w_5^1 + 1.228103 = 20.045969$ | 1 | 1 | 1 | 1 |
| #2 | $w_6^2 = w_5^2 = 2.349950$ | 1 | 1 | 1 | 2 |
| #3 | $w_6^3 = w_5^3 = 3.318476$ | 1 | 1 | 1 | 3 |
| #4 | $w_6^4 = w_5^4 + 0.446583 = 4.786304$ | 1 | 1 | 2 | 1 |
| #5 | $w_6^5 = w_5^5 = 4.307419$ | 1 | 1 | 2 | 2 |
| #7 | $w_6^7 = w_5^7 + 0.502406 = 7.050103$ | 1 | 1 | 3 | 1 |
| #9 | $w_6^9 = w_5^9 = 3.357288$ | 1 | 1 | 3 | 3 |
| #10 | $w_6^{10} = w_5^{10} + 0.781520 = 8.623599$ | 1 | 2 | 1 | 1 |
| #11 | $w_6^{11} = w_5^{11} = 7.661989$ | 1 | 2 | 1 | 2 |
| #13 | $w_6^{13} = w_5^{13} + 1.172281 = 16.185195$ | 1 | 2 | 2 | 1 |
| #19 | $w_6^{19} = w_5^{19} + 1.116458 = 20.605882$ | 1 | 3 | 1 | 1 |
| #21 | $w_6^{21} = w_5^{21} = 2.631178$ | 1 | 3 | 1 | 3 |
| #25 | $w_6^{25} = w_5^{25} + 1.507218 = 13.336992$ | 1 | 3 | 3 | 1 |
| #27 | $w_6^{27} = w_5^{27} = 19.835570$ | 1 | 3 | 3 | 3 |
| #28 | $w_6^{28} = w_5^{28} + 0.781520 = 9.310012$ | 2 | 1 | 1 | 1 |
| #29 | $w_6^{29} = w_5^{29} = 6.412235$ | 2 | 1 | 1 | 2 |
| #31 | $w_6^{31} = w_5^{31} + 0.279114 = 2.511112$ | 2 | 1 | 2 | 1 |
| #37 | $w_6^{37} = w_5^{37} + 1.004812 = 12.881363$ | 2 | 2 | 1 | 1 |
| #55 | $w_6^{55} = w_5^{55} + 0.781520 = 12.612116$ | 3 | 1 | 1 | 1 |
| #57 | $w_6^{57} = w_5^{57} = 3.336428$ | 3 | 1 | 1 | 3 |
| #61 | $w_6^{61} = w_5^{61} + 0.837343 = 11.781778$ | 3 | 1 | 3 | 1 |
| #63 | $w_6^{63} = w_5^{63} = 6.056291$ | 3 | 1 | 3 | 3 |
| #73 | $w_6^{73} = w_5^{73} + 1.507218 = 16.473356$ | 3 | 3 | 1 | 1 |
| #75 | $w_6^{75} = w_5^{75} = 16.699207$ | 3 | 3 | 1 | 3 |
| #79 | $w_6^{79} = w_5^{79} + 11.722806 = 98.165759$ | 3 | 3 | 3 | 1 |
| #81 | $w_6^{81} = w_5^{81} = 129.664430$ | 3 | 3 | 3 | 3 |
| | 460.000000 | | | | |

Step 7

We now apply proportional completion to voting pattern #5. In voting pattern #5, the voters are indifferent between the alternatives in $\{a, e, j\}$. At stage 1, $Y := w_1^5 + w_1^{14} + w_1^{32} + w_1^{41} = 27$ voters were indifferent between all the alternatives in $\{a, e, j\}$. The following $N - Y = 433$ voters were not indifferent between all the alternatives in $\{a, e, j\}$:

| number of voters | e | j |
|--|-----|-----|
| $w_1^1 + w_1^{10} + w_1^{19} + w_1^{28} + w_1^{37} + w_1^{55} + w_1^{73} = 85$ | 1 | 1 |
| $w_1^2 + w_1^{11} + w_1^{29} + w_1^{38} = 22$ | 1 | 2 |
| $w_1^3 + w_1^{21} + w_1^{57} + w_1^{75} = 22$ | 1 | 3 |
| $w_1^4 + w_1^{13} + w_1^{31} + w_1^{40} = 43$ | 2 | 1 |
| $w_1^7 + w_1^{25} + w_1^{61} + w_1^{79} = 110$ | 3 | 1 |
| $w_1^9 + w_1^{27} + w_1^{63} + w_1^{81} = 151$ | 3 | 3 |
| $N - Y = 433$ | | |

Therefore, the $w_6^5 = 4.307419$ voters with voting pattern #5 are replaced by the following voters:

| voting pattern | number of voters | b | c | e | j |
|----------------|--|-----|-----|-----|-----|
| #1 | $(w_1^1 + w_1^{10} + w_1^{19} + w_1^{28} + w_1^{37} + w_1^{55} + w_1^{73}) \cdot w_6^5 / (N - Y) = 0.845567$ | 1 | 1 | 1 | 1 |
| #2 | $(w_1^2 + w_1^{11} + w_1^{29} + w_1^{38}) \cdot w_6^5 / (N - Y) = 0.218853$ | 1 | 1 | 1 | 2 |
| #3 | $(w_1^3 + w_1^{21} + w_1^{57} + w_1^{75}) \cdot w_6^5 / (N - Y) = 0.218853$ | 1 | 1 | 1 | 3 |
| #4 | $(w_1^4 + w_1^{13} + w_1^{31} + w_1^{40}) \cdot w_6^5 / (N - Y) = 0.427758$ | 1 | 1 | 2 | 1 |
| #7 | $(w_1^7 + w_1^{25} + w_1^{61} + w_1^{79}) \cdot w_6^5 / (N - Y) = 1.094264$ | 1 | 1 | 3 | 1 |
| #9 | $(w_1^9 + w_1^{27} + w_1^{63} + w_1^{81}) \cdot w_6^5 / (N - Y) = 1.502125$ | 1 | 1 | 3 | 3 |
| | $w_6^5 = 4.307419$ | | | | |

Therefore, we get:

| voting pattern | number of voters | b | c | e | j |
|----------------|--|-----|-----|-----|-----|
| #1 | $w_7^1 = w_6^1 + 0.845567 = 20.891537$ | 1 | 1 | 1 | 1 |
| #2 | $w_7^2 = w_6^2 + 0.218853 = 2.568802$ | 1 | 1 | 1 | 2 |
| #3 | $w_7^3 = w_6^3 + 0.218853 = 3.537329$ | 1 | 1 | 1 | 3 |
| #4 | $w_7^4 = w_6^4 + 0.427758 = 5.214061$ | 1 | 1 | 2 | 1 |
| #7 | $w_7^7 = w_6^7 + 1.094264 = 8.144367$ | 1 | 1 | 3 | 1 |
| #9 | $w_7^9 = w_6^9 + 1.502125 = 4.859413$ | 1 | 1 | 3 | 3 |
| #10 | $w_7^{10} = w_6^{10} = 8.623599$ | 1 | 2 | 1 | 1 |
| #11 | $w_7^{11} = w_6^{11} = 7.661989$ | 1 | 2 | 1 | 2 |
| #13 | $w_7^{13} = w_6^{13} = 16.185195$ | 1 | 2 | 2 | 1 |
| #19 | $w_7^{19} = w_6^{19} = 20.605882$ | 1 | 3 | 1 | 1 |
| #21 | $w_7^{21} = w_6^{21} = 2.631178$ | 1 | 3 | 1 | 3 |
| #25 | $w_7^{25} = w_6^{25} = 13.336992$ | 1 | 3 | 3 | 1 |
| #27 | $w_7^{27} = w_6^{27} = 19.835570$ | 1 | 3 | 3 | 3 |
| #28 | $w_7^{28} = w_6^{28} = 9.310012$ | 2 | 1 | 1 | 1 |
| #29 | $w_7^{29} = w_6^{29} = 6.412235$ | 2 | 1 | 1 | 2 |
| #31 | $w_7^{31} = w_6^{31} = 2.511112$ | 2 | 1 | 2 | 1 |
| #37 | $w_7^{37} = w_6^{37} = 12.881363$ | 2 | 2 | 1 | 1 |
| #55 | $w_7^{55} = w_6^{55} = 12.612116$ | 3 | 1 | 1 | 1 |
| #57 | $w_7^{57} = w_6^{57} = 3.336428$ | 3 | 1 | 1 | 3 |
| #61 | $w_7^{61} = w_6^{61} = 11.781778$ | 3 | 1 | 3 | 1 |
| #63 | $w_7^{63} = w_6^{63} = 6.056291$ | 3 | 1 | 3 | 3 |
| #73 | $w_7^{73} = w_6^{73} = 16.473356$ | 3 | 3 | 1 | 1 |
| #75 | $w_7^{75} = w_6^{75} = 16.699207$ | 3 | 3 | 1 | 3 |
| #79 | $w_7^{79} = w_6^{79} = 98.165759$ | 3 | 3 | 3 | 1 |
| #81 | $w_7^{81} = w_6^{81} = 129.664430$ | 3 | 3 | 3 | 3 |
| | 460.000000 | | | | |

Step 8

We now apply proportional completion to voting pattern #11. In voting pattern #11, the voters are indifferent between the alternatives in $\{a, c, j\}$. At stage 1, $Y := w_1^{11} + w_1^{14} + w_1^{38} + w_1^{41} = 34$ voters were indifferent between all the alternatives in $\{a, c, j\}$. The following $N - Y = 426$ voters were not indifferent between all the alternatives in $\{a, c, j\}$:

| number of voters | c | j |
|--|-----|-----|
| $w_1^1 + w_1^4 + w_1^7 + w_1^{28} + w_1^{31} + w_1^{55} + w_1^{61} = 58$ | 1 | 1 |
| $w_1^2 + w_1^5 + w_1^{29} + w_1^{32} = 15$ | 1 | 2 |
| $w_1^3 + w_1^9 + w_1^{57} + w_1^{63} = 14$ | 1 | 3 |
| $w_1^{10} + w_1^{13} + w_1^{37} + w_1^{40} = 55$ | 2 | 1 |
| $w_1^{19} + w_1^{25} + w_1^{73} + w_1^{79} = 125$ | 3 | 1 |
| $w_1^{21} + w_1^{27} + w_1^{75} + w_1^{81} = 159$ | 3 | 3 |
| $N - Y = 426$ | | |

Therefore, the $w_7^{11} = 7.661989$ voters with voting pattern #11 are replaced by the following voters:

| voting pattern | number of voters | b | c | e | j |
|----------------|---|-----|-----|-----|-----|
| #1 | $(w_1^1 + w_1^4 + w_1^7 + w_1^{28} + w_1^{31} + w_1^{55} + w_1^{61}) \cdot w_7^{11} / (N - Y) = 1.043182$ | 1 | 1 | 1 | 1 |
| #2 | $(w_1^2 + w_1^5 + w_1^{29} + w_1^{32}) \cdot w_7^{11} / (N - Y) = 0.269788$ | 1 | 1 | 1 | 2 |
| #3 | $(w_1^3 + w_1^9 + w_1^{57} + w_1^{63}) \cdot w_7^{11} / (N - Y) = 0.251802$ | 1 | 1 | 1 | 3 |
| #10 | $(w_1^{10} + w_1^{13} + w_1^{37} + w_1^{40}) \cdot w_7^{11} / (N - Y) = 0.989224$ | 1 | 2 | 1 | 1 |
| #19 | $(w_1^{19} + w_1^{25} + w_1^{73} + w_1^{79}) \cdot w_7^{11} / (N - Y) = 2.248236$ | 1 | 3 | 1 | 1 |
| #21 | $(w_1^{21} + w_1^{27} + w_1^{75} + w_1^{81}) \cdot w_7^{11} / (N - Y) = 2.859756$ | 1 | 3 | 1 | 3 |
| | $w_7^{11} = 7.661989$ | | | | |

Therefore, we get:

| voting pattern | number of voters | b | c | e | j |
|----------------|--|-----|-----|-----|-----|
| #1 | $w_8^1 = w_7^1 + 1.043182 = 21.934718$ | 1 | 1 | 1 | 1 |
| #2 | $w_8^2 = w_7^2 + 0.269788 = 2.838591$ | 1 | 1 | 1 | 2 |
| #3 | $w_8^3 = w_7^3 + 0.251802 = 3.789131$ | 1 | 1 | 1 | 3 |
| #4 | $w_8^4 = w_7^4 = 5.214061$ | 1 | 1 | 2 | 1 |
| #7 | $w_8^7 = w_7^7 = 8.144367$ | 1 | 1 | 3 | 1 |
| #9 | $w_8^9 = w_7^9 = 4.859413$ | 1 | 1 | 3 | 3 |
| #10 | $w_8^{10} = w_7^{10} + 0.989224 = 9.612823$ | 1 | 2 | 1 | 1 |
| #13 | $w_8^{13} = w_7^{13} = 16.185199$ | 1 | 2 | 2 | 1 |
| #19 | $w_8^{19} = w_7^{19} + 2.248236 = 22.854118$ | 1 | 3 | 1 | 1 |
| #21 | $w_8^{21} = w_7^{21} + 2.859756 = 5.490934$ | 1 | 3 | 1 | 3 |
| #25 | $w_8^{25} = w_7^{25} = 13.336992$ | 1 | 3 | 3 | 1 |
| #27 | $w_8^{27} = w_7^{27} = 19.835570$ | 1 | 3 | 3 | 3 |
| #28 | $w_8^{28} = w_7^{28} = 9.310012$ | 2 | 1 | 1 | 1 |
| #29 | $w_8^{29} = w_7^{29} = 6.412235$ | 2 | 1 | 1 | 2 |
| #31 | $w_8^{31} = w_7^{31} = 2.511112$ | 2 | 1 | 2 | 1 |
| #37 | $w_8^{37} = w_7^{37} = 12.881363$ | 2 | 2 | 1 | 1 |
| #55 | $w_8^{55} = w_7^{55} = 12.612116$ | 3 | 1 | 1 | 1 |
| #57 | $w_8^{57} = w_7^{57} = 3.336428$ | 3 | 1 | 1 | 3 |
| #61 | $w_8^{61} = w_7^{61} = 11.781778$ | 3 | 1 | 3 | 1 |
| #63 | $w_8^{63} = w_7^{63} = 6.056291$ | 3 | 1 | 3 | 3 |
| #73 | $w_8^{73} = w_7^{73} = 16.473356$ | 3 | 3 | 1 | 1 |
| #75 | $w_8^{75} = w_7^{75} = 16.699207$ | 3 | 3 | 1 | 3 |
| #79 | $w_8^{79} = w_7^{79} = 98.165759$ | 3 | 3 | 3 | 1 |
| #81 | $w_8^{81} = w_7^{81} = 129.664430$ | 3 | 3 | 3 | 3 |
| | 460.000000 | | | | |

Step 9

We now apply proportional completion to voting pattern #13. In voting pattern #13, the voters are indifferent between the alternatives in $\{a, c, e\}$. At stage 1, $Y := w_1^{13} + w_1^{14} + w_1^{40} + w_1^{41} = 57$ voters were indifferent between all the alternatives in $\{a, c, e\}$. The following $N - Y = 403$ voters were not indifferent between all the alternatives in $\{a, c, e\}$:

| number of voters | c | e |
|--|-----|-----|
| $w_1^1 + w_1^2 + w_1^3 + w_1^{28} + w_1^{29} + w_1^{55} + w_1^{57} = 50$ | 1 | 1 |
| $w_1^4 + w_1^5 + w_1^{31} + w_1^{32} = 13$ | 1 | 2 |
| $w_1^7 + w_1^9 + w_1^{61} + w_1^{63} = 24$ | 1 | 3 |
| $w_1^{10} + w_1^{11} + w_1^{37} + w_1^{38} = 32$ | 2 | 1 |
| $w_1^{19} + w_1^{21} + w_1^{73} + w_1^{75} = 47$ | 3 | 1 |
| $w_1^{25} + w_1^{27} + w_1^{79} + w_1^{81} = 237$ | 3 | 3 |
| $N - Y = 403$ | | |

Therefore, the $w_8^{13} = 16.185195$ voters with voting pattern #13 are replaced by the following voters:

| voting pattern | number of voters | b | c | e | j |
|----------------|---|-----|-----|-----|-----|
| #1 | $(w_1^1 + w_1^2 + w_1^3 + w_1^{28} + w_1^{29} + w_1^{55} + w_1^{57}) \cdot w_8^{13} / (N - Y) = 2.008089$ | 1 | 1 | 1 | 1 |
| #4 | $(w_1^4 + w_1^5 + w_1^{31} + w_1^{32}) \cdot w_8^{13} / (N - Y) = 0.522103$ | 1 | 1 | 2 | 1 |
| #7 | $(w_1^7 + w_1^9 + w_1^{61} + w_1^{63}) \cdot w_8^{13} / (N - Y) = 0.963883$ | 1 | 1 | 3 | 1 |
| #10 | $(w_1^{10} + w_1^{11} + w_1^{37} + w_1^{38}) \cdot w_8^{13} / (N - Y) = 1.285177$ | 1 | 2 | 1 | 1 |
| #19 | $(w_1^{19} + w_1^{21} + w_1^{73} + w_1^{75}) \cdot w_8^{13} / (N - Y) = 1.887603$ | 1 | 3 | 1 | 1 |
| #25 | $(w_1^{25} + w_1^{27} + w_1^{79} + w_1^{81}) \cdot w_8^{13} / (N - Y) = 9.518340$ | 1 | 3 | 3 | 1 |
| | $w_8^{13} = 16.185195$ | | | | |

Therefore, we get:

| voting pattern | number of voters | b | c | e | j |
|----------------|--|-----|-----|-----|-----|
| #1 | $w_9^1 = w_8^1 + 2.008089 = 23.942807$ | 1 | 1 | 1 | 1 |
| #2 | $w_9^2 = w_8^2 = 2.838591$ | 1 | 1 | 1 | 2 |
| #3 | $w_9^3 = w_8^3 = 3.789131$ | 1 | 1 | 1 | 3 |
| #4 | $w_9^4 = w_8^4 + 0.522103 = 5.736164$ | 1 | 1 | 2 | 1 |
| #7 | $w_9^7 = w_8^7 + 0.963883 = 9.108249$ | 1 | 1 | 3 | 1 |
| #9 | $w_9^9 = w_8^9 = 4.859413$ | 1 | 1 | 3 | 3 |
| #10 | $w_9^{10} = w_8^{10} + 1.285177 = 10.898000$ | 1 | 2 | 1 | 1 |
| #19 | $w_9^{19} = w_8^{19} + 1.887603 = 24.741722$ | 1 | 3 | 1 | 1 |
| #21 | $w_9^{21} = w_8^{21} = 5.490934$ | 1 | 3 | 1 | 3 |
| #25 | $w_9^{25} = w_8^{25} + 9.518340 = 22.855333$ | 1 | 3 | 3 | 1 |
| #27 | $w_9^{27} = w_8^{27} = 19.835570$ | 1 | 3 | 3 | 3 |
| #28 | $w_9^{28} = w_8^{28} = 9.310012$ | 2 | 1 | 1 | 1 |
| #29 | $w_9^{29} = w_8^{29} = 6.412235$ | 2 | 1 | 1 | 2 |
| #31 | $w_9^{31} = w_8^{31} = 2.511112$ | 2 | 1 | 2 | 1 |
| #37 | $w_9^{37} = w_8^{37} = 12.881363$ | 2 | 2 | 1 | 1 |
| #55 | $w_9^{55} = w_8^{55} = 12.612116$ | 3 | 1 | 1 | 1 |
| #57 | $w_9^{57} = w_8^{57} = 3.336428$ | 3 | 1 | 1 | 3 |
| #61 | $w_9^{61} = w_8^{61} = 11.781778$ | 3 | 1 | 3 | 1 |
| #63 | $w_9^{63} = w_8^{63} = 6.056291$ | 3 | 1 | 3 | 3 |
| #73 | $w_9^{73} = w_8^{73} = 16.473356$ | 3 | 3 | 1 | 1 |
| #75 | $w_9^{75} = w_8^{75} = 16.699207$ | 3 | 3 | 1 | 3 |
| #79 | $w_9^{79} = w_8^{79} = 98.165759$ | 3 | 3 | 3 | 1 |
| #81 | $w_9^{81} = w_8^{81} = 129.664430$ | 3 | 3 | 3 | 3 |
| | 460.000000 | | | | |

Step 10

We now apply proportional completion to voting pattern #29. In voting pattern #29, the voters are indifferent between the alternatives in $\{a, b, j\}$. At stage 1, $Y := w_1^{29} + w_1^{32} + w_1^{38} = 29$ voters were indifferent between all the alternatives in $\{a, b, j\}$. The following $N - Y = 431$ voters were not indifferent between all the alternatives in $\{a, b, j\}$:

| number of voters | b | j |
|--|-----|-----|
| $w_1^1 + w_1^4 + w_1^7 + w_1^{10} + w_1^{13} + w_1^{19} + w_1^{25} = 76$ | 1 | 1 |
| $w_1^2 + w_1^5 + w_1^{11} + w_1^{14} = 20$ | 1 | 2 |
| $w_1^3 + w_1^9 + w_1^{21} + w_1^{27} = 25$ | 1 | 3 |
| $w_1^{28} + w_1^{31} + w_1^{37} + w_1^{40} = 44$ | 2 | 1 |
| $w_1^{55} + w_1^{61} + w_1^{73} + w_1^{79} = 118$ | 3 | 1 |
| $w_1^{57} + w_1^{63} + w_1^{75} + w_1^{81} = 148$ | 3 | 3 |
| $N - Y = 431$ | | |

Therefore, the $w_9^{29} = 6.412235$ voters with voting pattern #29 are replaced by the following voters:

| voting pattern | number of voters | b | c | e | j |
|----------------|---|-----|-----|-----|-----|
| #1 | $(w_1^1 + w_1^4 + w_1^7 + w_1^{10} + w_1^{13} + w_1^{19} + w_1^{25}) \cdot w_9^{29} / (N - Y) = 1.130696$ | 1 | 1 | 1 | 1 |
| #2 | $(w_1^2 + w_1^5 + w_1^{11} + w_1^{14}) \cdot w_9^{29} / (N - Y) = 0.297552$ | 1 | 1 | 1 | 2 |
| #3 | $(w_1^3 + w_1^9 + w_1^{21} + w_1^{27}) \cdot w_9^{29} / (N - Y) = 0.371939$ | 1 | 1 | 1 | 3 |
| #28 | $(w_1^{28} + w_1^{31} + w_1^{37} + w_1^{40}) \cdot w_9^{29} / (N - Y) = 0.654613$ | 2 | 1 | 1 | 1 |
| #55 | $(w_1^{55} + w_1^{61} + w_1^{73} + w_1^{79}) \cdot w_9^{29} / (N - Y) = 1.755554$ | 3 | 1 | 1 | 1 |
| #57 | $(w_1^{57} + w_1^{63} + w_1^{75} + w_1^{81}) \cdot w_9^{29} / (N - Y) = 2.201881$ | 3 | 1 | 1 | 3 |
| | $w_9^{29} = 6.412235$ | | | | |

Therefore, we get:

| voting pattern | number of voters | b | c | e | j |
|----------------|---|-----|-----|-----|-----|
| #1 | $w_{10}^1 = w_9^1 + 1.130696 = 25.073503$ | 1 | 1 | 1 | 1 |
| #2 | $w_{10}^2 = w_9^2 + 0.297552 = 3.136142$ | 1 | 1 | 1 | 2 |
| #3 | $w_{10}^3 = w_9^3 + 0.371939 = 4.161070$ | 1 | 1 | 1 | 3 |
| #4 | $w_{10}^4 = w_9^4 = 5.736164$ | 1 | 1 | 2 | 1 |
| #7 | $w_{10}^7 = w_9^7 = 9.108249$ | 1 | 1 | 3 | 1 |
| #9 | $w_{10}^9 = w_9^9 = 4.859413$ | 1 | 1 | 3 | 3 |
| #10 | $w_{10}^{10} = w_9^{10} = 10.898000$ | 1 | 2 | 1 | 1 |
| #19 | $w_{10}^{19} = w_9^{19} = 24.741722$ | 1 | 3 | 1 | 1 |
| #21 | $w_{10}^{21} = w_9^{21} = 5.490934$ | 1 | 3 | 1 | 3 |
| #25 | $w_{10}^{25} = w_9^{25} = 22.855333$ | 1 | 3 | 3 | 1 |
| #27 | $w_{10}^{27} = w_9^{27} = 19.835570$ | 1 | 3 | 3 | 3 |
| #28 | $w_{10}^{28} = w_9^{28} + 0.654613 = 9.964626$ | 2 | 1 | 1 | 1 |
| #31 | $w_{10}^{31} = w_9^{31} = 2.511112$ | 2 | 1 | 2 | 1 |
| #37 | $w_{10}^{37} = w_9^{37} = 12.881363$ | 2 | 2 | 1 | 1 |
| #55 | $w_{10}^{55} = w_9^{55} + 1.755554 = 14.367670$ | 3 | 1 | 1 | 1 |
| #57 | $w_{10}^{57} = w_9^{57} + 2.201881 = 5.538309$ | 3 | 1 | 1 | 3 |
| #61 | $w_{10}^{61} = w_9^{61} = 11.781778$ | 3 | 1 | 3 | 1 |
| #63 | $w_{10}^{63} = w_9^{63} = 6.056291$ | 3 | 1 | 3 | 3 |
| #73 | $w_{10}^{73} = w_9^{73} = 16.473356$ | 3 | 3 | 1 | 1 |
| #75 | $w_{10}^{75} = w_9^{75} = 16.699207$ | 3 | 3 | 1 | 3 |
| #79 | $w_{10}^{79} = w_9^{79} = 98.165759$ | 3 | 3 | 3 | 1 |
| #81 | $w_{10}^{81} = w_9^{81} = 129.664430$ | 3 | 3 | 3 | 3 |
| | 460.000000 | | | | |

Step 11

We now apply proportional completion to voting pattern #31. In voting pattern #31, the voters are indifferent between the alternatives in $\{a, b, e\}$. At stage 1, $Y := w_1^{31} + w_1^{32} + w_1^{40} + w_1^{41} = 41$ voters were indifferent between all the alternatives in $\{a, b, e\}$. The following $N - Y = 419$ voters were not indifferent between all the alternatives in $\{a, b, e\}$:

| number of voters | b | e |
|--|-----|-----|
| $w_1^1 + w_1^2 + w_1^3 + w_1^{10} + w_1^{11} + w_1^{19} + w_1^{21} = 56$ | 1 | 1 |
| $w_1^4 + w_1^5 + w_1^{13} + w_1^{14} = 29$ | 1 | 2 |
| $w_1^7 + w_1^9 + w_1^{25} + w_1^{27} = 36$ | 1 | 3 |
| $w_1^{28} + w_1^{29} + w_1^{37} + w_1^{38} = 32$ | 2 | 1 |
| $w_1^{55} + w_1^{57} + w_1^{73} + w_1^{75} = 41$ | 3 | 1 |
| $w_1^{61} + w_1^{63} + w_1^{79} + w_1^{81} = 225$ | 3 | 3 |
| $N - Y = 419$ | | |

Therefore, the $w_{10}^{31} = 2.511112$ voters with voting pattern #31 are replaced by the following voters:

| voting pattern | number of voters | b | c | e | j |
|----------------|--|-----|-----|-----|-----|
| #1 | $(w_1^1 + w_1^2 + w_1^3 + w_1^{10} + w_1^{11} + w_1^{19} + w_1^{21}) \cdot w_{10}^{31} / (N - Y) = 0.335614$ | 1 | 1 | 1 | 1 |
| #4 | $(w_1^4 + w_1^5 + w_1^{13} + w_1^{14}) \cdot w_{10}^{31} / (N - Y) = 0.173800$ | 1 | 1 | 2 | 1 |
| #7 | $(w_1^7 + w_1^9 + w_1^{25} + w_1^{27}) \cdot w_{10}^{31} / (N - Y) = 0.215752$ | 1 | 1 | 3 | 1 |
| #28 | $(w_1^{28} + w_1^{29} + w_1^{37} + w_1^{38}) \cdot w_{10}^{31} / (N - Y) = 0.191779$ | 2 | 1 | 1 | 1 |
| #55 | $(w_1^{55} + w_1^{57} + w_1^{73} + w_1^{75}) \cdot w_{10}^{31} / (N - Y) = 0.245717$ | 3 | 1 | 1 | 1 |
| #61 | $(w_1^{61} + w_1^{63} + w_1^{79} + w_1^{81}) \cdot w_{10}^{31} / (N - Y) = 1.348449$ | 3 | 1 | 3 | 1 |
| | $w_{10}^{31} = 2.511112$ | | | | |

Therefore, we get:

| voting pattern | number of voters | b | c | e | j |
|----------------|--|-----|-----|-----|-----|
| #1 | $w_{11}^1 = w_{10}^1 + 0.335614 = 25.409117$ | 1 | 1 | 1 | 1 |
| #2 | $w_{11}^2 = w_{10}^2 = 3.136142$ | 1 | 1 | 1 | 2 |
| #3 | $w_{11}^3 = w_{10}^3 = 4.161070$ | 1 | 1 | 1 | 3 |
| #4 | $w_{11}^4 = w_{10}^4 + 0.173800 = 5.909964$ | 1 | 1 | 2 | 1 |
| #7 | $w_{11}^7 = w_{10}^7 + 0.215752 = 9.324001$ | 1 | 1 | 3 | 1 |
| #9 | $w_{11}^9 = w_{10}^9 = 4.859413$ | 1 | 1 | 3 | 3 |
| #10 | $w_{11}^{10} = w_{10}^{10} = 10.898000$ | 1 | 2 | 1 | 1 |
| #19 | $w_{11}^{19} = w_{10}^{19} = 24.741722$ | 1 | 3 | 1 | 1 |
| #21 | $w_{11}^{21} = w_{10}^{21} = 5.490934$ | 1 | 3 | 1 | 3 |
| #25 | $w_{11}^{25} = w_{10}^{25} = 22.855333$ | 1 | 3 | 3 | 1 |
| #27 | $w_{11}^{27} = w_{10}^{27} = 19.835570$ | 1 | 3 | 3 | 3 |
| #28 | $w_{11}^{28} = w_{10}^{28} + 0.191779 = 10.156405$ | 2 | 1 | 1 | 1 |
| #37 | $w_{11}^{37} = w_{10}^{37} = 12.881363$ | 2 | 2 | 1 | 1 |
| #55 | $w_{11}^{55} = w_{10}^{55} + 0.245717 = 14.613388$ | 3 | 1 | 1 | 1 |
| #57 | $w_{11}^{57} = w_{10}^{57} = 5.538309$ | 3 | 1 | 1 | 3 |
| #61 | $w_{11}^{61} = w_{10}^{61} + 1.348449 = 13.130227$ | 3 | 1 | 3 | 1 |
| #63 | $w_{11}^{63} = w_{10}^{63} = 6.056291$ | 3 | 1 | 3 | 3 |
| #73 | $w_{11}^{73} = w_{10}^{73} = 16.473356$ | 3 | 3 | 1 | 1 |
| #75 | $w_{11}^{75} = w_{10}^{75} = 16.699207$ | 3 | 3 | 1 | 3 |
| #79 | $w_{11}^{79} = w_{10}^{79} = 98.165759$ | 3 | 3 | 3 | 1 |
| #81 | $w_{11}^{81} = w_{10}^{81} = 129.664430$ | 3 | 3 | 3 | 3 |
| | 460.000000 | | | | |

Step 12

We now apply proportional completion to voting pattern #37. In voting pattern #37, the voters are indifferent between the alternatives in $\{a, b, c\}$. At stage 1, $Y := w_1^{37} + w_1^{38} + w_1^{40} + w_1^{41} = 54$ voters were indifferent between all the alternatives in $\{a, b, c\}$. The following $N - Y = 406$ voters were not indifferent between all the alternatives in $\{a, b, c\}$:

| number of voters | b | c |
|--|-----|-----|
| $w_1^1 + w_1^2 + w_1^3 + w_1^4 + w_1^5 + w_1^7 + w_1^9 = 39$ | 1 | 1 |
| $w_1^{10} + w_1^{11} + w_1^{13} + w_1^{14} = 35$ | 1 | 2 |
| $w_1^{19} + w_1^{21} + w_1^{25} + w_1^{27} = 47$ | 1 | 3 |
| $w_1^{28} + w_1^{29} + w_1^{31} + w_1^{32} = 19$ | 2 | 1 |
| $w_1^{55} + w_1^{57} + w_1^{61} + w_1^{63} = 29$ | 3 | 1 |
| $w_1^{73} + w_1^{75} + w_1^{79} + w_1^{81} = 237$ | 3 | 3 |
| $N - Y = 406$ | | |

Therefore, the $w_{11}^{37} = 12.881363$ voters with voting pattern #37 are replaced by the following voters:

| voting pattern | number of voters | b | c | e | j |
|----------------|--|-----|-----|-----|-----|
| #1 | $(w_1^1 + w_1^2 + w_1^3 + w_1^4 + w_1^5 + w_1^7 + w_1^9) \cdot w_{11}^{37} / (N - Y) = 1.237372$ | 1 | 1 | 1 | 1 |
| #10 | $(w_1^{10} + w_1^{11} + w_1^{13} + w_1^{14}) \cdot w_{11}^{37} / (N - Y) = 1.110462$ | 1 | 2 | 1 | 1 |
| #19 | $(w_1^{19} + w_1^{21} + w_1^{25} + w_1^{27}) \cdot w_{11}^{37} / (N - Y) = 1.491192$ | 1 | 3 | 1 | 1 |
| #28 | $(w_1^{28} + w_1^{29} + w_1^{31} + w_1^{32}) \cdot w_{11}^{37} / (N - Y) = 0.602822$ | 2 | 1 | 1 | 1 |
| #55 | $(w_1^{55} + w_1^{57} + w_1^{61} + w_1^{63}) \cdot w_{11}^{37} / (N - Y) = 0.920097$ | 3 | 1 | 1 | 1 |
| #73 | $(w_1^{73} + w_1^{75} + w_1^{79} + w_1^{81}) \cdot w_{11}^{37} / (N - Y) = 7.519416$ | 3 | 3 | 1 | 1 |
| | $w_{11}^{37} = 12.881363$ | | | | |

Therefore, we get:

| voting pattern | number of voters | b | c | e | j |
|----------------|--|-----|-----|-----|-----|
| #1 | $w_{12}^1 = w_{11}^1 + 1.237372 = 26.646489$ | 1 | 1 | 1 | 1 |
| #2 | $w_{12}^2 = w_{11}^2 = 3.136142$ | 1 | 1 | 1 | 2 |
| #3 | $w_{12}^3 = w_{11}^3 = 4.161070$ | 1 | 1 | 1 | 3 |
| #4 | $w_{12}^4 = w_{11}^4 = 5.909964$ | 1 | 1 | 2 | 1 |
| #7 | $w_{12}^7 = w_{11}^7 = 9.324001$ | 1 | 1 | 3 | 1 |
| #9 | $w_{12}^9 = w_{11}^9 = 4.859413$ | 1 | 1 | 3 | 3 |
| #10 | $w_{12}^{10} = w_{11}^{10} + 1.110462 = 12.008462$ | 1 | 2 | 1 | 1 |
| #19 | $w_{12}^{19} = w_{11}^{19} + 1.491192 = 26.232914$ | 1 | 3 | 1 | 1 |
| #21 | $w_{12}^{21} = w_{11}^{21} = 5.490934$ | 1 | 3 | 1 | 3 |
| #25 | $w_{12}^{25} = w_{11}^{25} = 22.855333$ | 1 | 3 | 3 | 1 |
| #27 | $w_{12}^{27} = w_{11}^{27} = 19.835570$ | 1 | 3 | 3 | 3 |
| #28 | $w_{12}^{28} = w_{11}^{28} + 0.602822 = 10.759227$ | 2 | 1 | 1 | 1 |
| #55 | $w_{12}^{55} = w_{11}^{55} + 0.920097 = 15.533485$ | 3 | 1 | 1 | 1 |
| #57 | $w_{12}^{57} = w_{11}^{57} = 5.538309$ | 3 | 1 | 1 | 3 |
| #61 | $w_{12}^{61} = w_{11}^{61} = 13.130227$ | 3 | 1 | 3 | 1 |
| #63 | $w_{12}^{63} = w_{11}^{63} = 6.056291$ | 3 | 1 | 3 | 3 |
| #73 | $w_{12}^{73} = w_{11}^{73} + 7.519416 = 23.992772$ | 3 | 3 | 1 | 1 |
| #75 | $w_{12}^{75} = w_{11}^{75} = 16.699207$ | 3 | 3 | 1 | 3 |
| #79 | $w_{12}^{79} = w_{11}^{79} = 98.165759$ | 3 | 3 | 3 | 1 |
| #81 | $w_{12}^{81} = w_{11}^{81} = 129.664430$ | 3 | 3 | 3 | 3 |
| | 460.000000 | | | | |

Step 13

We now apply proportional completion to voting pattern #2. In voting pattern #2, the voters are indifferent between the alternatives in $\{a, j\}$. At stage 1, $Y := w_1^2 + w_1^5 + w_1^{11} + w_1^{14} + w_1^{29} + w_1^{32} + w_1^{38} + w_1^{41} = 49$ voters were indifferent between all the alternatives in $\{a, j\}$. The following $N - Y = 411$ voters were not indifferent between all the alternatives in $\{a, j\}$:

| number of voters | j |
|---|-----|
| $w_1^1 + w_1^4 + w_1^7 + w_1^{10} + w_1^{13} + w_1^{19} + w_1^{25} + w_1^{28} + w_1^{31} + w_1^{37} + w_1^{40} + w_1^{55} + w_1^{61} + w_1^{73} + w_1^{79} = 238$ | 1 |
| $w_1^3 + w_1^9 + w_1^{21} + w_1^{27} + w_1^{57} + w_1^{63} + w_1^{75} + w_1^{81} = 173$ | 3 |
| $N - Y = 411$ | |

Therefore, the $w_{12}^2 = 3.136142$ voters with voting pattern #2 are replaced by the following voters:

| voting pattern | number of voters | b | c | e | j |
|----------------|---|-----|-----|-----|-----|
| #1 | $(w_1^1 + w_1^4 + w_1^7 + w_1^{10} + w_1^{13} + w_1^{19} + w_1^{25} + w_1^{28} + w_1^{31} + w_1^{37} + w_1^{40} + w_1^{55} + w_1^{61} + w_1^{73} + w_1^{79}) \cdot w_{12}^2 / (N - Y) = 1.816063$ | 1 | 1 | 1 | 1 |
| #3 | $(w_1^3 + w_1^9 + w_1^{21} + w_1^{27} + w_1^{57} + w_1^{63} + w_1^{75} + w_1^{81}) \cdot w_{12}^2 / (N - Y) = 1.320079$ | 1 | 1 | 1 | 3 |
| | $w_{12}^2 = 3.136142$ | | | | |

Therefore, we get:

| voting pattern | number of voters | b | c | e | j |
|----------------|--|-----|-----|-----|-----|
| #1 | $w_{13}^1 = w_{12}^1 + 1.816063 = 28.462552$ | 1 | 1 | 1 | 1 |
| #3 | $w_{13}^3 = w_{12}^3 + 1.320079 = 5.481150$ | 1 | 1 | 1 | 3 |
| #4 | $w_{13}^4 = w_{12}^4 = 5.909964$ | 1 | 1 | 2 | 1 |
| #7 | $w_{13}^7 = w_{12}^7 = 9.324001$ | 1 | 1 | 3 | 1 |
| #9 | $w_{13}^9 = w_{12}^9 = 4.859413$ | 1 | 1 | 3 | 3 |
| #10 | $w_{13}^{10} = w_{12}^{10} = 12.008462$ | 1 | 2 | 1 | 1 |
| #19 | $w_{13}^{19} = w_{12}^{19} = 26.232914$ | 1 | 3 | 1 | 1 |
| #21 | $w_{13}^{21} = w_{12}^{21} = 5.490934$ | 1 | 3 | 1 | 3 |
| #25 | $w_{13}^{25} = w_{12}^{25} = 22.855333$ | 1 | 3 | 3 | 1 |
| #27 | $w_{13}^{27} = w_{12}^{27} = 19.835570$ | 1 | 3 | 3 | 3 |
| #28 | $w_{13}^{28} = w_{12}^{28} = 10.759227$ | 2 | 1 | 1 | 1 |
| #55 | $w_{13}^{55} = w_{12}^{55} = 15.533485$ | 3 | 1 | 1 | 1 |
| #57 | $w_{13}^{57} = w_{12}^{57} = 5.538309$ | 3 | 1 | 1 | 3 |
| #61 | $w_{13}^{61} = w_{12}^{61} = 13.130227$ | 3 | 1 | 3 | 1 |
| #63 | $w_{13}^{63} = w_{12}^{63} = 6.056291$ | 3 | 1 | 3 | 3 |
| #73 | $w_{13}^{73} = w_{12}^{73} = 23.992772$ | 3 | 3 | 1 | 1 |
| #75 | $w_{13}^{75} = w_{12}^{75} = 16.699207$ | 3 | 3 | 1 | 3 |
| #79 | $w_{13}^{79} = w_{12}^{79} = 98.165759$ | 3 | 3 | 3 | 1 |
| #81 | $w_{13}^{81} = w_{12}^{81} = 129.664430$ | 3 | 3 | 3 | 3 |
| | 460.000000 | | | | |

Step 14

We now apply proportional completion to voting pattern #4. In voting pattern #4, the voters are indifferent between the alternatives in $\{a, e\}$. At stage 1, $Y := w_1^4 + w_1^5 + w_1^{13} + w_1^{14} + w_1^{31} + w_1^{32} + w_1^{40} + w_1^{41} = 70$ voters were indifferent between all the alternatives in $\{a, e\}$. The following $N - Y = 390$ voters were not indifferent between all the alternatives in $\{a, e\}$:

| number of voters | e |
|---|-----|
| $w_1^1 + w_1^2 + w_1^3 + w_1^{10} + w_1^{11} + w_1^{19} + w_1^{21} + w_1^{28} + w_1^{29} + w_1^{37} + w_1^{38} + w_1^{55} + w_1^{57} + w_1^{73} + w_1^{75} = 129$ | 1 |
| $w_1^7 + w_1^9 + w_1^{25} + w_1^{27} + w_1^{61} + w_1^{63} + w_1^{79} + w_1^{81} = 261$ | 3 |
| $N - Y = 390$ | |

Therefore, the $w_{13}^4 = 5.909964$ voters with voting pattern #4 are replaced by the following voters:

| voting pattern | number of voters | b | c | e | j |
|----------------|---|-----|-----|-----|-----|
| #1 | $(w_1^1 + w_1^2 + w_1^3 + w_1^{10} + w_1^{11} + w_1^{19} + w_1^{21} + w_1^{28} + w_1^{29} + w_1^{37} + w_1^{38} + w_1^{55} + w_1^{57} + w_1^{73} + w_1^{75}) \cdot w_{13}^4 / (N - Y) = 1.954834$ | 1 | 1 | 1 | 1 |
| #7 | $(w_1^7 + w_1^9 + w_1^{25} + w_1^{27} + w_1^{61} + w_1^{63} + w_1^{79} + w_1^{81}) \cdot w_{13}^4 / (N - Y) = 3.955130$ | 1 | 1 | 3 | 1 |
| | $w_{13}^4 = 5.909964$ | | | | |

Therefore, we get:

| voting pattern | number of voters | b | c | e | j |
|----------------|--|-----|-----|-----|-----|
| #1 | $w_{14}^1 = w_{13}^1 + 1.954834 = 30.417386$ | 1 | 1 | 1 | 1 |
| #3 | $w_{14}^3 = w_{13}^3 = 5.481150$ | 1 | 1 | 1 | 3 |
| #7 | $w_{14}^7 = w_{13}^7 + 3.955130 = 13.279131$ | 1 | 1 | 3 | 1 |
| #9 | $w_{14}^9 = w_{13}^9 = 4.859413$ | 1 | 1 | 3 | 3 |
| #10 | $w_{14}^{10} = w_{13}^{10} = 12.008462$ | 1 | 2 | 1 | 1 |
| #19 | $w_{14}^{19} = w_{13}^{19} = 26.232914$ | 1 | 3 | 1 | 1 |
| #21 | $w_{14}^{21} = w_{13}^{21} = 5.490934$ | 1 | 3 | 1 | 3 |
| #25 | $w_{14}^{25} = w_{13}^{25} = 22.855333$ | 1 | 3 | 3 | 1 |
| #27 | $w_{14}^{27} = w_{13}^{27} = 19.835570$ | 1 | 3 | 3 | 3 |
| #28 | $w_{14}^{28} = w_{13}^{28} = 10.759227$ | 2 | 1 | 1 | 1 |
| #55 | $w_{14}^{55} = w_{13}^{55} = 15.533485$ | 3 | 1 | 1 | 1 |
| #57 | $w_{14}^{57} = w_{13}^{57} = 5.538309$ | 3 | 1 | 1 | 3 |
| #61 | $w_{14}^{61} = w_{13}^{61} = 13.130227$ | 3 | 1 | 3 | 1 |
| #63 | $w_{14}^{63} = w_{13}^{63} = 6.056291$ | 3 | 1 | 3 | 3 |
| #73 | $w_{14}^{73} = w_{13}^{73} = 23.992772$ | 3 | 3 | 1 | 1 |
| #75 | $w_{14}^{75} = w_{13}^{75} = 16.699207$ | 3 | 3 | 1 | 3 |
| #79 | $w_{14}^{79} = w_{13}^{79} = 98.165759$ | 3 | 3 | 3 | 1 |
| #81 | $w_{14}^{81} = w_{13}^{81} = 129.664430$ | 3 | 3 | 3 | 3 |
| | 460.000000 | | | | |

Step 15

We now apply proportional completion to voting pattern #10. In voting pattern #10, the voters are indifferent between the alternatives in $\{a, c\}$. At stage 1, $Y := w_1^{10} + w_1^{11} + w_1^{13} + w_1^{14} + w_1^{37} + w_1^{38} + w_1^{40} + w_1^{41} = 89$ voters were indifferent between all the alternatives in $\{a, c\}$. The following $N - Y = 371$ voters were not indifferent between all the alternatives in $\{a, c\}$:

| number of voters | c |
|--|-----|
| $w_1^1 + w_1^2 + w_1^3 + w_1^4 + w_1^5 + w_1^7 + w_1^9 + w_1^{28} + w_1^{29} + w_1^{31} + w_1^{32} + w_1^{55} + w_1^{57} + w_1^{61} + w_1^{63} = 87$ | 1 |
| $w_1^{19} + w_1^{21} + w_1^{25} + w_1^{27} + w_1^{73} + w_1^{75} + w_1^{79} + w_1^{81} = 284$ | 3 |
| $N - Y = 371$ | |

Therefore, the $w_{14}^{10} = 12.008462$ voters with voting pattern #10 are replaced by the following voters:

| voting pattern | number of voters | b | c | e | j |
|----------------|--|-----|-----|-----|-----|
| #1 | $(w_1^1 + w_1^2 + w_1^3 + w_1^4 + w_1^5 + w_1^7 + w_1^9 + w_1^{28} + w_1^{29} + w_1^{31} + w_1^{32} + w_1^{55} + w_1^{57} + w_1^{61} + w_1^{63}) \cdot w_{14}^{10} / (N - Y) = 2.816001$ | 1 | 1 | 1 | 1 |
| #19 | $(w_1^{19} + w_1^{21} + w_1^{25} + w_1^{27} + w_1^{73} + w_1^{75} + w_1^{79} + w_1^{81}) \cdot w_{14}^{10} / (N - Y) = 9.192461$ | 1 | 3 | 1 | 1 |
| | $w_{14}^{10} = 12.008462$ | | | | |

Therefore, we get:

| voting pattern | number of voters | b | c | e | j |
|----------------|--|-----|-----|-----|-----|
| #1 | $w_{15}^1 = w_{14}^1 + 2.816001 = 33.233387$ | 1 | 1 | 1 | 1 |
| #3 | $w_{15}^3 = w_{14}^3 = 5.481150$ | 1 | 1 | 1 | 3 |
| #7 | $w_{15}^7 = w_{14}^7 = 13.279131$ | 1 | 1 | 3 | 1 |
| #9 | $w_{15}^9 = w_{14}^9 = 4.859413$ | 1 | 1 | 3 | 3 |
| #19 | $w_{15}^{19} = w_{14}^{19} + 9.192461 = 35.425375$ | 1 | 3 | 1 | 1 |
| #21 | $w_{15}^{21} = w_{14}^{21} = 5.490934$ | 1 | 3 | 1 | 3 |
| #25 | $w_{15}^{25} = w_{14}^{25} = 22.855333$ | 1 | 3 | 3 | 1 |
| #27 | $w_{15}^{27} = w_{14}^{27} = 19.835570$ | 1 | 3 | 3 | 3 |
| #28 | $w_{15}^{28} = w_{14}^{28} = 10.759227$ | 2 | 1 | 1 | 1 |
| #55 | $w_{15}^{55} = w_{14}^{55} = 15.533485$ | 3 | 1 | 1 | 1 |
| #57 | $w_{15}^{57} = w_{14}^{57} = 5.538309$ | 3 | 1 | 1 | 3 |
| #61 | $w_{15}^{61} = w_{14}^{61} = 13.130227$ | 3 | 1 | 3 | 1 |
| #63 | $w_{15}^{63} = w_{14}^{63} = 6.056291$ | 3 | 1 | 3 | 3 |
| #73 | $w_{15}^{73} = w_{14}^{73} = 23.992772$ | 3 | 3 | 1 | 1 |
| #75 | $w_{15}^{75} = w_{14}^{75} = 16.699207$ | 3 | 3 | 1 | 3 |
| #79 | $w_{15}^{79} = w_{14}^{79} = 98.165759$ | 3 | 3 | 3 | 1 |
| #81 | $w_{15}^{81} = w_{14}^{81} = 129.664430$ | 3 | 3 | 3 | 3 |
| | 460.000000 | | | | |

Step 16

We now apply proportional completion to voting pattern #28. In voting pattern #28, the voters are indifferent between the alternatives in $\{a, b\}$. At stage 1, $Y := w_1^{28} + w_1^{29} + w_1^{31} + w_1^{32} + w_1^{37} + w_1^{38} + w_1^{40} + w_1^{41} = 73$ voters were indifferent between all the alternatives in $\{a, b\}$. The following $N - Y = 387$ voters were not indifferent between all the alternatives in $\{a, b\}$:

| number of voters | b |
|---|-----|
| $w_1^1 + w_1^2 + w_1^3 + w_1^4 + w_1^5 + w_1^7 + w_1^9 + w_1^{10} + w_1^{11} + w_1^{13} + w_1^{14} + w_1^{19} + w_1^{21} + w_1^{25} + w_1^{27} = 121$ | 1 |
| $w_1^{55} + w_1^{57} + w_1^{61} + w_1^{63} + w_1^{73} + w_1^{75} + w_1^{79} + w_1^{81} = 266$ | 3 |
| $N - Y = 387$ | |

Therefore, the $w_{15}^{28} = 10.759227$ voters with voting pattern #28 are replaced by the following voters:

| voting pattern | number of voters | b | c | e | j |
|----------------|--|-----|-----|-----|-----|
| #1 | $(w_1^1 + w_1^2 + w_1^3 + w_1^4 + w_1^5 + w_1^7 + w_1^9 + w_1^{10} + w_1^{11} + w_1^{13} + w_1^{14} + w_1^{19} + w_1^{21} + w_1^{25} + w_1^{27}) \cdot w_{15}^{28} / (N - Y) = 3.363996$ | 1 | 1 | 1 | 1 |
| #55 | $(w_1^{55} + w_1^{57} + w_1^{61} + w_1^{63} + w_1^{73} + w_1^{75} + w_1^{79} + w_1^{81}) \cdot w_{15}^{28} / (N - Y) = 7.395231$ | 3 | 1 | 1 | 1 |
| | $w_{15}^{28} = 10.759227$ | | | | |

Therefore, we get:

| voting pattern | number of voters | b | c | e | j |
|----------------|--|-----|-----|-----|-----|
| #1 | $w_{16}^1 = w_{15}^1 + 3.363996 = 36.597383$ | 1 | 1 | 1 | 1 |
| #3 | $w_{16}^3 = w_{15}^3 = 5.481150$ | 1 | 1 | 1 | 3 |
| #7 | $w_{16}^7 = w_{15}^7 = 13.279131$ | 1 | 1 | 3 | 1 |
| #9 | $w_{16}^9 = w_{15}^9 = 4.859413$ | 1 | 1 | 3 | 3 |
| #19 | $w_{16}^{19} = w_{15}^{19} = 35.425375$ | 1 | 3 | 1 | 1 |
| #21 | $w_{16}^{21} = w_{15}^{21} = 5.490934$ | 1 | 3 | 1 | 3 |
| #25 | $w_{16}^{25} = w_{15}^{25} = 22.855333$ | 1 | 3 | 3 | 1 |
| #27 | $w_{16}^{27} = w_{15}^{27} = 19.835570$ | 1 | 3 | 3 | 3 |
| #55 | $w_{16}^{55} = w_{15}^{55} + 7.395231 = 22.928716$ | 3 | 1 | 1 | 1 |
| #57 | $w_{16}^{57} = w_{15}^{57} = 5.538309$ | 3 | 1 | 1 | 3 |
| #61 | $w_{16}^{61} = w_{15}^{61} = 13.130227$ | 3 | 1 | 3 | 1 |
| #63 | $w_{16}^{63} = w_{15}^{63} = 6.056291$ | 3 | 1 | 3 | 3 |
| #73 | $w_{16}^{73} = w_{15}^{73} = 23.992772$ | 3 | 3 | 1 | 1 |
| #75 | $w_{16}^{75} = w_{15}^{75} = 16.699207$ | 3 | 3 | 1 | 3 |
| #79 | $w_{16}^{79} = w_{15}^{79} = 98.165759$ | 3 | 3 | 3 | 1 |
| #81 | $w_{16}^{81} = w_{15}^{81} = 129.664430$ | 3 | 3 | 3 | 3 |
| | 460.000000 | | | | |

9.2.2. Links between Sets of Winners

In section 9.2.2, we will show how the strengths of the links are calculated.

According to (9.1.2.1), the strength of the link $(\{a_1, \dots, a_{(M-1)}\}; b) \rightarrow (\{a_1, \dots, a_{(M-1)}\}; c)$ is given by $(N[\{a_1, \dots, a_{(M-1)}, b\}; c], N[\{a_1, \dots, a_{(M-1)}, c\}; b])$, where $N[\{a_1, \dots, a_{(M-1)}, b\}; c]$ is the support and $N[\{a_1, \dots, a_{(M-1)}, c\}; b]$ is the opposition of this link.

$N[\{a_1, \dots, a_M\}; g]$ is defined as follows:

$N[\{a_1, \dots, a_M\}; g] \in \mathbb{R}_{\geq 0}$ is the largest value such that there is a $t \in \mathbb{R}^{(N_W \times M)}$ such that:

$$(9.1.2.2) \quad \forall i \in \{1, \dots, N_W\} \quad \forall j \in \{1, \dots, M\}: t_{ij} \geq 0.$$

$$(9.1.2.3) \quad \forall i \in \{1, \dots, N_W\}: \sum_{j=1}^M t_{ij} \leq \rho(i).$$

$$(9.1.2.4) \quad \forall i \in \{1, \dots, N_W\} \quad \forall j \in \{1, \dots, M\}: g \succ_i a_j \Rightarrow t_{ij} = 0.$$

$$(9.1.2.5) \quad \forall j \in \{1, \dots, M\}: \sum_{i=1}^{N_W} t_{ij} \geq N[\{a_1, \dots, a_M\}; g].$$

Suppose $N^*[\{a_1, \dots, a_M\}; g] \in \mathbb{R}_{\geq 0}$ is the largest value such that there is a $t^* \in \mathbb{R}^{(N_W \times M)}$ such that:

$$(9.2.2.1) \quad \forall i \in \{1, \dots, N_W\} \quad \forall j \in \{1, \dots, M\}: t^*_{ij} \geq 0.$$

$$(9.2.2.2) \quad \forall i \in \{1, \dots, N_W\}: \sum_{j=1}^M t^*_{ij} \leq \rho(i).$$

$$(9.2.2.3) \quad \forall i \in \{1, \dots, N_W\} \quad \forall j \in \{1, \dots, M\}: g \succ_i a_j \Rightarrow t^*_{ij} = 0.$$

$$(9.2.2.4) \quad \sum_{i=1}^{N_W} \sum_{j=1}^M t^*_{ij} \geq M \cdot N^*[\{a_1, \dots, a_M\}; g].$$

As (9.2.2.4) is weaker than (9.1.2.5), we get:

$$N[\{a_1, \dots, a_M\}; g] \leq N^*[\{a_1, \dots, a_M\}; g].$$

Suppose $t^* \in \mathbb{R}^{(N_W \times M)}$ is a solution of (9.2.2.1) – (9.2.2.4). Then we define:

$$N^\wedge[\{a_1, \dots, a_M\}; g] := \min \left\{ \sum_{i=1}^{N_W} t^*_{ij} \mid 1 \leq j \leq M \right\}.$$

So we get:

$$N^\wedge[\{a_1, \dots, a_M\}; g] \leq N[\{a_1, \dots, a_M\}; g] \leq N^*[\{a_1, \dots, a_M\}; g].$$

Compared to (9.1.2.2) – (9.1.2.5), (9.2.2.1) – (9.2.2.4) has the advantage that it describes a trivial max-flow problem. A max-flow problem can be solved significantly faster than a general linear program. Therefore, we solve (9.1.2.2) – (9.1.2.5) by solving a series of max-flow problems as follows:

Suppose \mathfrak{W} is the number of voters who strictly prefer candidate g to every candidate of the set $\{a_1, \dots, a_M\}$. Then we know that $N[\{a_1, \dots, a_M\}; g]$ cannot be larger than $(N - \mathfrak{W}) / M$.

Therefore, we start with

$$r^{(0)} := (N - \mathfrak{W}) / M.$$

$$s^{(0)} := 0.$$

For $z = 1, 2, 3, \dots$, we solve the following linear programs $\text{LP}^{(z)}$:

Find the maximum $r^{(z)} \in \mathbb{R}$ such that there is a $t^{(z)} \in \mathbb{R}^{(N_W \times M)}$ such that

$$(9.2.2.5) \quad \forall i \in \{1, \dots, N_W\} \quad \forall j \in \{1, \dots, M\}: t_{ij}^{(z)} \geq 0.$$

$$(9.2.2.6) \quad \forall i \in \{1, \dots, N_W\}: \sum_{j=1}^M t_{ij}^{(z)} \leq \rho(i).$$

$$(9.2.2.7) \quad \forall i \in \{1, \dots, N_W\} \quad \forall j \in \{1, \dots, M\}: g \succ_i a_j \Rightarrow t_{ij}^{(z)} = 0.$$

$$(9.2.2.8) \quad \sum_{i=1}^{N_W} \sum_{j=1}^M t_{ij}^{(z)} \geq M \cdot r^{(z)}.$$

$$(9.2.2.9) \quad \forall j \in \{1, \dots, M\}: \sum_{i=1}^{N_W} t_{ij}^{(z)} \leq r^{(z-1)}.$$

Furthermore, we define for $z = 1, 2, 3, \dots$:

$$(9.2.2.10) \quad s^{(z)} := \max \{ s^{(z-1)}, \min \{ \sum_{i=1}^{N_W} t_{ij}^{(z)} \mid 1 \leq j \leq M \} \}.$$

When we solve (9.2.2.5) – (9.2.2.9), then we get a decreasing sequence $r^{(0)}, r^{(1)}, r^{(2)}, r^{(3)}, \dots$ and an increasing sequence $s^{(0)}, s^{(1)}, s^{(2)}, s^{(3)}, \dots$. These two sequences converge to the same limit. This limit is the solution of (9.1.2.2) – (9.1.2.5).

Now, we use this algorithm to calculate the support of link $\{b,c,e,j\} \rightarrow (\{b,c,e\};a)$ which is identical to the support of links $\{b,c,e,j\} \rightarrow (\{b,c,j\};a)$, $\{b,c,e,j\} \rightarrow (\{b,e,j\};a)$ and $\{b,c,e,j\} \rightarrow (\{c,e,j\};a)$. After proportional completion, the voter profile looks as follows:

| | | b | c | e | j |
|---------|------------|-----|-----|-----|-----|
| voter01 | 36.597383 | 1 | 1 | 1 | 1 |
| voter02 | 5.481150 | 1 | 1 | 1 | 3 |
| voter03 | 13.279131 | 1 | 1 | 3 | 1 |
| voter04 | 4.859413 | 1 | 1 | 3 | 3 |
| voter05 | 35.425375 | 1 | 3 | 1 | 1 |
| voter06 | 5.490934 | 1 | 3 | 1 | 3 |
| voter07 | 22.855333 | 1 | 3 | 3 | 1 |
| voter08 | 19.835570 | 1 | 3 | 3 | 3 |
| voter09 | 22.928716 | 3 | 1 | 1 | 1 |
| voter10 | 5.538309 | 3 | 1 | 1 | 3 |
| voter11 | 13.130227 | 3 | 1 | 3 | 1 |
| voter12 | 6.056291 | 3 | 1 | 3 | 3 |
| voter13 | 23.992772 | 3 | 3 | 1 | 1 |
| voter14 | 16.699207 | 3 | 3 | 1 | 3 |
| voter15 | 98.165759 | 3 | 3 | 3 | 1 |
| voter16 | 129.664430 | 3 | 3 | 3 | 3 |
| | 460.000000 | | | | |

The corresponding max-flow problem has the following form:

Each voting pattern, where voters strictly prefer at least one alternative of the set $\{b,c,e,j\}$ to alternative a , is represented by a vertex. Each alternative of the set $\{b,c,e,j\}$ is represented by a vertex. Furthermore, there is a vertex "source" and a vertex "drain".

From the vertex "source" we draw a link to each vertex that represents a voting pattern. The maximum capacity of this link is the number of voters with this voting pattern.

From each vertex, that represents a voting pattern, we draw a link to each vertex that represents an alternative that is strictly preferred to alternative a by voters with this voting pattern. The maximum capacity of this link is the number of voters with this voting pattern.

From each vertex, that represents an alternative, we draw a link to the vertex "drain". The maximum capacity of this link is $r^{(z-1)}$.

The task is: Maximize the total flow from the vertex "source" to the vertex "drain".

In our case, we get a digraph with 21 vertices and 51 links.

Furthermore, we get:

$$r^{(0)} := (N - \mathbf{w}) / M = (460 - 129.664430) / 4 = 82.583893$$

Our digraph has the following form:

| link | start | end | capacity |
|------|----------------------|----------------------|-------------|
| 1 | source | voter01 | 36.597383 |
| 2 | source | voter02 | 5.481150 |
| 3 | source | voter03 | 13.279131 |
| 4 | source | voter04 | 4.859413 |
| 5 | source | voter05 | 35.425375 |
| 6 | source | voter06 | 5.490934 |
| 7 | source | voter07 | 22.855333 |
| 8 | source | voter08 | 19.835570 |
| 9 | source | voter09 | 22.928716 |
| 10 | source | voter10 | 5.538309 |
| 11 | source | voter11 | 13.130227 |
| 12 | source | voter12 | 6.056291 |
| 13 | source | voter13 | 23.992772 |
| 14 | source | voter14 | 16.699207 |
| 15 | source | voter15 | 98.165759 |
| 16 | voter01 | alternative <i>b</i> | 36.597383 |
| 17 | voter01 | alternative <i>c</i> | 36.597383 |
| 18 | voter01 | alternative <i>e</i> | 36.597383 |
| 19 | voter01 | alternative <i>j</i> | 36.597383 |
| 20 | voter02 | alternative <i>b</i> | 5.481150 |
| 21 | voter02 | alternative <i>c</i> | 5.481150 |
| 22 | voter02 | alternative <i>e</i> | 5.481150 |
| 23 | voter03 | alternative <i>b</i> | 13.279131 |
| 24 | voter03 | alternative <i>c</i> | 13.279131 |
| 25 | voter03 | alternative <i>j</i> | 13.279131 |
| 26 | voter04 | alternative <i>b</i> | 4.859413 |
| 27 | voter04 | alternative <i>c</i> | 4.859413 |
| 28 | voter05 | alternative <i>b</i> | 35.425375 |
| 29 | voter05 | alternative <i>e</i> | 35.425375 |
| 30 | voter05 | alternative <i>j</i> | 35.425375 |
| 31 | voter06 | alternative <i>b</i> | 5.490934 |
| 32 | voter06 | alternative <i>e</i> | 5.490934 |
| 33 | voter07 | alternative <i>b</i> | 22.855333 |
| 34 | voter07 | alternative <i>j</i> | 22.855333 |
| 35 | voter08 | alternative <i>b</i> | 19.835570 |
| 36 | voter09 | alternative <i>c</i> | 22.928716 |
| 37 | voter09 | alternative <i>e</i> | 22.928716 |
| 38 | voter09 | alternative <i>j</i> | 22.928716 |
| 39 | voter10 | alternative <i>c</i> | 5.538309 |
| 40 | voter10 | alternative <i>e</i> | 5.538309 |
| 41 | voter11 | alternative <i>c</i> | 13.130227 |
| 42 | voter11 | alternative <i>j</i> | 13.130227 |
| 43 | voter12 | alternative <i>c</i> | 6.056291 |
| 44 | voter13 | alternative <i>e</i> | 23.992772 |
| 45 | voter13 | alternative <i>j</i> | 23.992772 |
| 46 | voter14 | alternative <i>e</i> | 16.699207 |
| 47 | voter15 | alternative <i>j</i> | 98.165759 |
| 48 | alternative <i>b</i> | drain | $r^{(z-1)}$ |
| 49 | alternative <i>c</i> | drain | $r^{(z-1)}$ |
| 50 | alternative <i>e</i> | drain | $r^{(z-1)}$ |
| 51 | alternative <i>j</i> | drain | $r^{(z-1)}$ |

The following 13 pages document the solutions for (9.2.2.5) – (9.2.2.10).

We get:

$$\begin{array}{ll}
 r^{(0)} = 82.583893; & s^{(0)} = 0.000000 \\
 r^{(1)} = 78.688426; & s^{(1)} = 71.469640 \\
 r^{(2)} = 77.714559; & s^{(2)} = 75.365107 \\
 r^{(3)} = 77.471093; & s^{(3)} = 76.740693 \\
 r^{(4)} = 77.410226; & s^{(4)} = 77.227626 \\
 r^{(5)} = 77.395009; & s^{(5)} = 77.349359 \\
 r^{(6)} = 77.391205; & s^{(6)} = 77.379793 \\
 r^{(7)} = 77.390254; & s^{(7)} = 77.387401 \\
 r^{(8)} = 77.390016; & s^{(8)} = 77.389303 \\
 r^{(9)} = 77.389957; & s^{(9)} = 77.389779 \\
 r^{(10)} = 77.389942; & s^{(10)} = 77.389897 \\
 r^{(11)} = 77.389938; & s^{(11)} = 77.389927 \\
 r^{(12)} = 77.389937; & s^{(12)} = 77.389935
 \end{array}$$

We get:

$$r = \lim_{z \rightarrow \infty} r^{(z)} = \lim_{z \rightarrow \infty} s^{(z)} = 77.389937$$

Stage $z = 1$:

| link | start | end | capacity | flow |
|------|-----------------|-----------------|-----------------------|-----------|
| 1 | source | voter01 | 36.597383 | 36.597383 |
| 2 | source | voter02 | 5.481150 | 5.481150 |
| 3 | source | voter03 | 13.279131 | 13.279131 |
| 4 | source | voter04 | 4.859413 | 4.859413 |
| 5 | source | voter05 | 35.425375 | 35.425375 |
| 6 | source | voter06 | 5.490934 | 5.490934 |
| 7 | source | voter07 | 22.855333 | 22.855333 |
| 8 | source | voter08 | 19.835570 | 19.835570 |
| 9 | source | voter09 | 22.928716 | 22.928716 |
| 10 | source | voter10 | 5.538309 | 5.538309 |
| 11 | source | voter11 | 13.130227 | 13.130227 |
| 12 | source | voter12 | 6.056291 | 6.056291 |
| 13 | source | voter13 | 23.992772 | 23.992772 |
| 14 | source | voter14 | 16.699207 | 16.699207 |
| 15 | source | voter15 | 98.165759 | 82.583893 |
| 16 | voter01 | alternative b | 36.597383 | 0.000000 |
| 17 | voter01 | alternative c | 36.597383 | 34.239372 |
| 18 | voter01 | alternative e | 36.597383 | 2.358011 |
| 19 | voter01 | alternative j | 36.597383 | 0.000000 |
| 20 | voter02 | alternative b | 5.481150 | 0.000000 |
| 21 | voter02 | alternative c | 5.481150 | 5.481150 |
| 22 | voter02 | alternative e | 5.481150 | 0.000000 |
| 23 | voter03 | alternative b | 13.279131 | 0.000000 |
| 24 | voter03 | alternative c | 13.279131 | 13.279131 |
| 25 | voter03 | alternative j | 13.279131 | 0.000000 |
| 26 | voter04 | alternative b | 4.859413 | 0.000000 |
| 27 | voter04 | alternative c | 4.859413 | 4.859413 |
| 28 | voter05 | alternative b | 35.425375 | 35.425375 |
| 29 | voter05 | alternative e | 35.425375 | 0.000000 |
| 30 | voter05 | alternative j | 35.425375 | 0.000000 |
| 31 | voter06 | alternative b | 5.490934 | 0.000000 |
| 32 | voter06 | alternative e | 5.490934 | 5.490934 |
| 33 | voter07 | alternative b | 22.855333 | 22.855333 |
| 34 | voter07 | alternative j | 22.855333 | 0.000000 |
| 35 | voter08 | alternative b | 19.835570 | 19.835570 |
| 36 | voter09 | alternative c | 22.928716 | 0.000000 |
| 37 | voter09 | alternative e | 22.928716 | 22.928716 |
| 38 | voter09 | alternative j | 22.928716 | 0.000000 |
| 39 | voter10 | alternative c | 5.538309 | 5.538309 |
| 40 | voter10 | alternative e | 5.538309 | 0.000000 |
| 41 | voter11 | alternative c | 13.130227 | 13.130227 |
| 42 | voter11 | alternative j | 13.130227 | 0.000000 |
| 43 | voter12 | alternative c | 6.056291 | 6.056291 |
| 44 | voter13 | alternative e | 23.992772 | 23.992772 |
| 45 | voter13 | alternative j | 23.992772 | 0.000000 |
| 46 | voter14 | alternative e | 16.699207 | 16.699207 |
| 47 | voter15 | alternative j | 98.165759 | 82.583893 |
| 48 | alternative b | drain | $r^{(0)} = 82.583893$ | 78.116279 |
| 49 | alternative c | drain | $r^{(0)} = 82.583893$ | 82.583893 |
| 50 | alternative e | drain | $r^{(0)} = 82.583893$ | 71.469640 |
| 51 | alternative j | drain | $r^{(0)} = 82.583893$ | 82.583893 |

$$r^{(1)} = (78.116279 + 82.583893 + 71.469640 + 82.583893) / 4 = 78.688426$$

$$s^{(1)} = \max \{ 0.000000; \min \{ 78.116279; 82.583893; 71.469640; 82.583893 \} \} = 71.469640$$

Stage $z = 2$:

| link | start | end | capacity | flow |
|------|-----------------|-----------------|-----------------------|-----------|
| 1 | source | voter01 | 36.597383 | 36.597383 |
| 2 | source | voter02 | 5.481150 | 5.481150 |
| 3 | source | voter03 | 13.279131 | 13.279131 |
| 4 | source | voter04 | 4.859413 | 4.859413 |
| 5 | source | voter05 | 35.425375 | 35.425375 |
| 6 | source | voter06 | 5.490934 | 5.490934 |
| 7 | source | voter07 | 22.855333 | 22.855333 |
| 8 | source | voter08 | 19.835570 | 19.835570 |
| 9 | source | voter09 | 22.928716 | 22.928716 |
| 10 | source | voter10 | 5.538309 | 5.538309 |
| 11 | source | voter11 | 13.130227 | 13.130227 |
| 12 | source | voter12 | 6.056291 | 6.056291 |
| 13 | source | voter13 | 23.992772 | 23.992772 |
| 14 | source | voter14 | 16.699207 | 16.699207 |
| 15 | source | voter15 | 98.165759 | 78.688426 |
| 16 | voter01 | alternative b | 36.597383 | 0.000000 |
| 17 | voter01 | alternative c | 36.597383 | 30.343905 |
| 18 | voter01 | alternative e | 36.597383 | 6.253478 |
| 19 | voter01 | alternative j | 36.597383 | 0.000000 |
| 20 | voter02 | alternative b | 5.481150 | 0.000000 |
| 21 | voter02 | alternative c | 5.481150 | 5.481150 |
| 22 | voter02 | alternative e | 5.481150 | 0.000000 |
| 23 | voter03 | alternative b | 13.279131 | 0.000000 |
| 24 | voter03 | alternative c | 13.279131 | 13.279131 |
| 25 | voter03 | alternative j | 13.279131 | 0.000000 |
| 26 | voter04 | alternative b | 4.859413 | 0.000000 |
| 27 | voter04 | alternative c | 4.859413 | 4.859413 |
| 28 | voter05 | alternative b | 35.425375 | 35.425375 |
| 29 | voter05 | alternative e | 35.425375 | 0.000000 |
| 30 | voter05 | alternative j | 35.425375 | 0.000000 |
| 31 | voter06 | alternative b | 5.490934 | 0.000000 |
| 32 | voter06 | alternative e | 5.490934 | 5.490934 |
| 33 | voter07 | alternative b | 22.855333 | 22.855333 |
| 34 | voter07 | alternative j | 22.855333 | 0.000000 |
| 35 | voter08 | alternative b | 19.835570 | 19.835570 |
| 36 | voter09 | alternative c | 22.928716 | 0.000000 |
| 37 | voter09 | alternative e | 22.928716 | 22.928716 |
| 38 | voter09 | alternative j | 22.928716 | 0.000000 |
| 39 | voter10 | alternative c | 5.538309 | 5.538309 |
| 40 | voter10 | alternative e | 5.538309 | 0.000000 |
| 41 | voter11 | alternative c | 13.130227 | 13.130227 |
| 42 | voter11 | alternative j | 13.130227 | 0.000000 |
| 43 | voter12 | alternative c | 6.056291 | 6.056291 |
| 44 | voter13 | alternative e | 23.992772 | 23.992772 |
| 45 | voter13 | alternative j | 23.992772 | 0.000000 |
| 46 | voter14 | alternative e | 16.699207 | 16.699207 |
| 47 | voter15 | alternative j | 98.165759 | 78.688426 |
| 48 | alternative b | drain | $r^{(1)} = 78.688426$ | 78.116279 |
| 49 | alternative c | drain | $r^{(1)} = 78.688426$ | 78.688426 |
| 50 | alternative e | drain | $r^{(1)} = 78.688426$ | 75.365107 |
| 51 | alternative j | drain | $r^{(1)} = 78.688426$ | 78.688426 |

$$r^{(2)} = (78.116279 + 78.688426 + 75.365107 + 78.688426) / 4 = 77.714559$$

$$s^{(2)} = \max \{ 71.469640; \min \{ 78.116279; 78.688426; 75.365107; 78.688426 \} \} = 75.365107$$

Stage $z = 3$:

| link | start | end | capacity | flow |
|------|-----------------|-----------------|-----------------------|-----------|
| 1 | source | voter01 | 36.597383 | 36.597383 |
| 2 | source | voter02 | 5.481150 | 5.481150 |
| 3 | source | voter03 | 13.279131 | 13.279131 |
| 4 | source | voter04 | 4.859413 | 4.859413 |
| 5 | source | voter05 | 35.425375 | 35.425375 |
| 6 | source | voter06 | 5.490934 | 5.490934 |
| 7 | source | voter07 | 22.855333 | 22.855333 |
| 8 | source | voter08 | 19.835570 | 19.835570 |
| 9 | source | voter09 | 22.928716 | 22.928716 |
| 10 | source | voter10 | 5.538309 | 5.538309 |
| 11 | source | voter11 | 13.130227 | 13.130227 |
| 12 | source | voter12 | 6.056291 | 6.056291 |
| 13 | source | voter13 | 23.992772 | 23.992772 |
| 14 | source | voter14 | 16.699207 | 16.699207 |
| 15 | source | voter15 | 98.165759 | 77.714559 |
| 16 | voter01 | alternative b | 36.597383 | 0.000000 |
| 17 | voter01 | alternative c | 36.597383 | 29.370038 |
| 18 | voter01 | alternative e | 36.597383 | 7.227344 |
| 19 | voter01 | alternative j | 36.597383 | 0.000000 |
| 20 | voter02 | alternative b | 5.481150 | 0.000000 |
| 21 | voter02 | alternative c | 5.481150 | 5.481150 |
| 22 | voter02 | alternative e | 5.481150 | 0.000000 |
| 23 | voter03 | alternative b | 13.279131 | 0.000000 |
| 24 | voter03 | alternative c | 13.279131 | 13.279131 |
| 25 | voter03 | alternative j | 13.279131 | 0.000000 |
| 26 | voter04 | alternative b | 4.859413 | 0.000000 |
| 27 | voter04 | alternative c | 4.859413 | 4.859413 |
| 28 | voter05 | alternative b | 35.425375 | 35.023656 |
| 29 | voter05 | alternative e | 35.425375 | 0.401719 |
| 30 | voter05 | alternative j | 35.425375 | 0.000000 |
| 31 | voter06 | alternative b | 5.490934 | 0.000000 |
| 32 | voter06 | alternative e | 5.490934 | 5.490934 |
| 33 | voter07 | alternative b | 22.855333 | 22.855333 |
| 34 | voter07 | alternative j | 22.855333 | 0.000000 |
| 35 | voter08 | alternative b | 19.835570 | 19.835570 |
| 36 | voter09 | alternative c | 22.928716 | 0.000000 |
| 37 | voter09 | alternative e | 22.928716 | 22.928716 |
| 38 | voter09 | alternative j | 22.928716 | 0.000000 |
| 39 | voter10 | alternative c | 5.538309 | 5.538309 |
| 40 | voter10 | alternative e | 5.538309 | 0.000000 |
| 41 | voter11 | alternative c | 13.130227 | 13.130227 |
| 42 | voter11 | alternative j | 13.130227 | 0.000000 |
| 43 | voter12 | alternative c | 6.056291 | 6.056291 |
| 44 | voter13 | alternative e | 23.992772 | 23.992772 |
| 45 | voter13 | alternative j | 23.992772 | 0.000000 |
| 46 | voter14 | alternative e | 16.699207 | 16.699207 |
| 47 | voter15 | alternative j | 98.165759 | 77.714559 |
| 48 | alternative b | drain | $r^{(2)} = 77.714559$ | 77.714559 |
| 49 | alternative c | drain | $r^{(2)} = 77.714559$ | 77.714559 |
| 50 | alternative e | drain | $r^{(2)} = 77.714559$ | 76.740693 |
| 51 | alternative j | drain | $r^{(2)} = 77.714559$ | 77.714559 |

$$r^{(3)} = (77.714559 + 77.714559 + 76.740693 + 77.714559) / 4 = 77.471093$$

$$s^{(3)} = \max \{ 75.365107; \min \{ 77.714559; 77.714559; 76.740693; 77.714559 \} \} = 76.740693$$

Stage $z = 4$:

| link | start | end | capacity | flow |
|------|-----------------|-----------------|-----------------------|-----------|
| 1 | source | voter01 | 36.597383 | 36.597383 |
| 2 | source | voter02 | 5.481150 | 5.481150 |
| 3 | source | voter03 | 13.279131 | 13.279131 |
| 4 | source | voter04 | 4.859413 | 4.859413 |
| 5 | source | voter05 | 35.425375 | 35.425375 |
| 6 | source | voter06 | 5.490934 | 5.490934 |
| 7 | source | voter07 | 22.855333 | 22.855333 |
| 8 | source | voter08 | 19.835570 | 19.835570 |
| 9 | source | voter09 | 22.928716 | 22.928716 |
| 10 | source | voter10 | 5.538309 | 5.538309 |
| 11 | source | voter11 | 13.130227 | 13.130227 |
| 12 | source | voter12 | 6.056291 | 6.056291 |
| 13 | source | voter13 | 23.992772 | 23.992772 |
| 14 | source | voter14 | 16.699207 | 16.699207 |
| 15 | source | voter15 | 98.165759 | 77.471093 |
| 16 | voter01 | alternative b | 36.597383 | 0.000000 |
| 17 | voter01 | alternative c | 36.597383 | 29.126572 |
| 18 | voter01 | alternative e | 36.597383 | 7.470811 |
| 19 | voter01 | alternative j | 36.597383 | 0.000000 |
| 20 | voter02 | alternative b | 5.481150 | 0.000000 |
| 21 | voter02 | alternative c | 5.481150 | 5.481150 |
| 22 | voter02 | alternative e | 5.481150 | 0.000000 |
| 23 | voter03 | alternative b | 13.279131 | 0.000000 |
| 24 | voter03 | alternative c | 13.279131 | 13.279131 |
| 25 | voter03 | alternative j | 13.279131 | 0.000000 |
| 26 | voter04 | alternative b | 4.859413 | 0.000000 |
| 27 | voter04 | alternative c | 4.859413 | 4.859413 |
| 28 | voter05 | alternative b | 35.425375 | 34.780190 |
| 29 | voter05 | alternative e | 35.425375 | 0.645186 |
| 30 | voter05 | alternative j | 35.425375 | 0.000000 |
| 31 | voter06 | alternative b | 5.490934 | 0.000000 |
| 32 | voter06 | alternative e | 5.490934 | 5.490934 |
| 33 | voter07 | alternative b | 22.855333 | 22.855333 |
| 34 | voter07 | alternative j | 22.855333 | 0.000000 |
| 35 | voter08 | alternative b | 19.835570 | 19.835570 |
| 36 | voter09 | alternative c | 22.928716 | 0.000000 |
| 37 | voter09 | alternative e | 22.928716 | 22.928716 |
| 38 | voter09 | alternative j | 22.928716 | 0.000000 |
| 39 | voter10 | alternative c | 5.538309 | 5.538309 |
| 40 | voter10 | alternative e | 5.538309 | 0.000000 |
| 41 | voter11 | alternative c | 13.130227 | 13.130227 |
| 42 | voter11 | alternative j | 13.130227 | 0.000000 |
| 43 | voter12 | alternative c | 6.056291 | 6.056291 |
| 44 | voter13 | alternative e | 23.992772 | 23.992772 |
| 45 | voter13 | alternative j | 23.992772 | 0.000000 |
| 46 | voter14 | alternative e | 16.699207 | 16.699207 |
| 47 | voter15 | alternative j | 98.165759 | 77.471093 |
| 48 | alternative b | drain | $r^{(3)} = 77.471093$ | 77.471093 |
| 49 | alternative c | drain | $r^{(3)} = 77.471093$ | 77.471093 |
| 50 | alternative e | drain | $r^{(3)} = 77.471093$ | 77.227626 |
| 51 | alternative j | drain | $r^{(3)} = 77.471093$ | 77.471093 |

$$r^{(4)} = (77.471093 + 77.471093 + 77.227626 + 77.471093) / 4 = 77.410226$$

$$s^{(4)} = \max \{ 76.740693; \min \{ 77.471093; 77.471093; 77.227626; 77.471093 \} \} = 77.227626$$

Stage $z = 5$:

| link | start | end | capacity | flow |
|------|-----------------|-----------------|-----------------------|-----------|
| 1 | source | voter01 | 36.597383 | 36.597383 |
| 2 | source | voter02 | 5.481150 | 5.481150 |
| 3 | source | voter03 | 13.279131 | 13.279131 |
| 4 | source | voter04 | 4.859413 | 4.859413 |
| 5 | source | voter05 | 35.425375 | 35.425375 |
| 6 | source | voter06 | 5.490934 | 5.490934 |
| 7 | source | voter07 | 22.855333 | 22.855333 |
| 8 | source | voter08 | 19.835570 | 19.835570 |
| 9 | source | voter09 | 22.928716 | 22.928716 |
| 10 | source | voter10 | 5.538309 | 5.538309 |
| 11 | source | voter11 | 13.130227 | 13.130227 |
| 12 | source | voter12 | 6.056291 | 6.056291 |
| 13 | source | voter13 | 23.992772 | 23.992772 |
| 14 | source | voter14 | 16.699207 | 16.699207 |
| 15 | source | voter15 | 98.165759 | 77.410226 |
| 16 | voter01 | alternative b | 36.597383 | 0.000000 |
| 17 | voter01 | alternative c | 36.597383 | 29.065705 |
| 18 | voter01 | alternative e | 36.597383 | 7.531678 |
| 19 | voter01 | alternative j | 36.597383 | 0.000000 |
| 20 | voter02 | alternative b | 5.481150 | 0.000000 |
| 21 | voter02 | alternative c | 5.481150 | 5.481150 |
| 22 | voter02 | alternative e | 5.481150 | 0.000000 |
| 23 | voter03 | alternative b | 13.279131 | 0.000000 |
| 24 | voter03 | alternative c | 13.279131 | 13.279131 |
| 25 | voter03 | alternative j | 13.279131 | 0.000000 |
| 26 | voter04 | alternative b | 4.859413 | 0.000000 |
| 27 | voter04 | alternative c | 4.859413 | 4.859413 |
| 28 | voter05 | alternative b | 35.425375 | 34.719323 |
| 29 | voter05 | alternative e | 35.425375 | 0.706053 |
| 30 | voter05 | alternative j | 35.425375 | 0.000000 |
| 31 | voter06 | alternative b | 5.490934 | 0.000000 |
| 32 | voter06 | alternative e | 5.490934 | 5.490934 |
| 33 | voter07 | alternative b | 22.855333 | 22.855333 |
| 34 | voter07 | alternative j | 22.855333 | 0.000000 |
| 35 | voter08 | alternative b | 19.835570 | 19.835570 |
| 36 | voter09 | alternative c | 22.928716 | 0.000000 |
| 37 | voter09 | alternative e | 22.928716 | 22.928716 |
| 38 | voter09 | alternative j | 22.928716 | 0.000000 |
| 39 | voter10 | alternative c | 5.538309 | 5.538309 |
| 40 | voter10 | alternative e | 5.538309 | 0.000000 |
| 41 | voter11 | alternative c | 13.130227 | 13.130227 |
| 42 | voter11 | alternative j | 13.130227 | 0.000000 |
| 43 | voter12 | alternative c | 6.056291 | 6.056291 |
| 44 | voter13 | alternative e | 23.992772 | 23.992772 |
| 45 | voter13 | alternative j | 23.992772 | 0.000000 |
| 46 | voter14 | alternative e | 16.699207 | 16.699207 |
| 47 | voter15 | alternative j | 98.165759 | 77.410226 |
| 48 | alternative b | drain | $r^{(4)} = 77.410226$ | 77.410226 |
| 49 | alternative c | drain | $r^{(4)} = 77.410226$ | 77.410226 |
| 50 | alternative e | drain | $r^{(4)} = 77.410226$ | 77.349359 |
| 51 | alternative j | drain | $r^{(4)} = 77.410226$ | 77.410226 |

$$r^{(5)} = (77.410226 + 77.410226 + 77.349359 + 77.410226) / 4 = 77.395009$$

$$s^{(5)} = \max \{ 77.227626; \min \{ 77.410226; 77.410226; 77.349359; 77.410226 \} \} = 77.349359$$

Stage $z = 6$:

| link | start | end | capacity | flow |
|------|-----------------|-----------------|-----------------------|-----------|
| 1 | source | voter01 | 36.597383 | 36.597383 |
| 2 | source | voter02 | 5.481150 | 5.481150 |
| 3 | source | voter03 | 13.279131 | 13.279131 |
| 4 | source | voter04 | 4.859413 | 4.859413 |
| 5 | source | voter05 | 35.425375 | 35.425375 |
| 6 | source | voter06 | 5.490934 | 5.490934 |
| 7 | source | voter07 | 22.855333 | 22.855333 |
| 8 | source | voter08 | 19.835570 | 19.835570 |
| 9 | source | voter09 | 22.928716 | 22.928716 |
| 10 | source | voter10 | 5.538309 | 5.538309 |
| 11 | source | voter11 | 13.130227 | 13.130227 |
| 12 | source | voter12 | 6.056291 | 6.056291 |
| 13 | source | voter13 | 23.992772 | 23.992772 |
| 14 | source | voter14 | 16.699207 | 16.699207 |
| 15 | source | voter15 | 98.165759 | 77.395009 |
| 16 | voter01 | alternative b | 36.597383 | 0.000000 |
| 17 | voter01 | alternative c | 36.597383 | 29.050488 |
| 18 | voter01 | alternative e | 36.597383 | 7.546894 |
| 19 | voter01 | alternative j | 36.597383 | 0.000000 |
| 20 | voter02 | alternative b | 5.481150 | 0.000000 |
| 21 | voter02 | alternative c | 5.481150 | 5.481150 |
| 22 | voter02 | alternative e | 5.481150 | 0.000000 |
| 23 | voter03 | alternative b | 13.279131 | 0.000000 |
| 24 | voter03 | alternative c | 13.279131 | 13.279131 |
| 25 | voter03 | alternative j | 13.279131 | 0.000000 |
| 26 | voter04 | alternative b | 4.859413 | 0.000000 |
| 27 | voter04 | alternative c | 4.859413 | 4.859413 |
| 28 | voter05 | alternative b | 35.425375 | 34.704106 |
| 29 | voter05 | alternative e | 35.425375 | 0.721269 |
| 30 | voter05 | alternative j | 35.425375 | 0.000000 |
| 31 | voter06 | alternative b | 5.490934 | 0.000000 |
| 32 | voter06 | alternative e | 5.490934 | 5.490934 |
| 33 | voter07 | alternative b | 22.855333 | 22.855333 |
| 34 | voter07 | alternative j | 22.855333 | 0.000000 |
| 35 | voter08 | alternative b | 19.835570 | 19.835570 |
| 36 | voter09 | alternative c | 22.928716 | 0.000000 |
| 37 | voter09 | alternative e | 22.928716 | 22.928716 |
| 38 | voter09 | alternative j | 22.928716 | 0.000000 |
| 39 | voter10 | alternative c | 5.538309 | 5.538309 |
| 40 | voter10 | alternative e | 5.538309 | 0.000000 |
| 41 | voter11 | alternative c | 13.130227 | 13.130227 |
| 42 | voter11 | alternative j | 13.130227 | 0.000000 |
| 43 | voter12 | alternative c | 6.056291 | 6.056291 |
| 44 | voter13 | alternative e | 23.992772 | 23.992772 |
| 45 | voter13 | alternative j | 23.992772 | 0.000000 |
| 46 | voter14 | alternative e | 16.699207 | 16.699207 |
| 47 | voter15 | alternative j | 98.165759 | 77.395009 |
| 48 | alternative b | drain | $r^{(5)} = 77.395009$ | 77.395009 |
| 49 | alternative c | drain | $r^{(5)} = 77.395009$ | 77.395009 |
| 50 | alternative e | drain | $r^{(5)} = 77.395009$ | 77.379793 |
| 51 | alternative j | drain | $r^{(5)} = 77.395009$ | 77.395009 |

$$r^{(6)} = (77.395009 + 77.395009 + 77.379793 + 77.395009) / 4 = 77.391205$$

$$s^{(6)} = \max \{ 77.349359; \min \{ 77.395009; 77.395009; 77.379793; 77.395009 \} \} = 77.379793$$

Stage $z = 7$:

| link | start | end | capacity | flow |
|------|-----------------|-----------------|-----------------------|-----------|
| 1 | source | voter01 | 36.597383 | 36.597383 |
| 2 | source | voter02 | 5.481150 | 5.481150 |
| 3 | source | voter03 | 13.279131 | 13.279131 |
| 4 | source | voter04 | 4.859413 | 4.859413 |
| 5 | source | voter05 | 35.425375 | 35.425375 |
| 6 | source | voter06 | 5.490934 | 5.490934 |
| 7 | source | voter07 | 22.855333 | 22.855333 |
| 8 | source | voter08 | 19.835570 | 19.835570 |
| 9 | source | voter09 | 22.928716 | 22.928716 |
| 10 | source | voter10 | 5.538309 | 5.538309 |
| 11 | source | voter11 | 13.130227 | 13.130227 |
| 12 | source | voter12 | 6.056291 | 6.056291 |
| 13 | source | voter13 | 23.992772 | 23.992772 |
| 14 | source | voter14 | 16.699207 | 16.699207 |
| 15 | source | voter15 | 98.165759 | 77.391205 |
| 16 | voter01 | alternative b | 36.597383 | 0.000000 |
| 17 | voter01 | alternative c | 36.597383 | 29.046684 |
| 18 | voter01 | alternative e | 36.597383 | 7.550699 |
| 19 | voter01 | alternative j | 36.597383 | 0.000000 |
| 20 | voter02 | alternative b | 5.481150 | 0.000000 |
| 21 | voter02 | alternative c | 5.481150 | 5.481150 |
| 22 | voter02 | alternative e | 5.481150 | 0.000000 |
| 23 | voter03 | alternative b | 13.279131 | 0.000000 |
| 24 | voter03 | alternative c | 13.279131 | 13.279131 |
| 25 | voter03 | alternative j | 13.279131 | 0.000000 |
| 26 | voter04 | alternative b | 4.859413 | 0.000000 |
| 27 | voter04 | alternative c | 4.859413 | 4.859413 |
| 28 | voter05 | alternative b | 35.425375 | 34.700302 |
| 29 | voter05 | alternative e | 35.425375 | 0.725073 |
| 30 | voter05 | alternative j | 35.425375 | 0.000000 |
| 31 | voter06 | alternative b | 5.490934 | 0.000000 |
| 32 | voter06 | alternative e | 5.490934 | 5.490934 |
| 33 | voter07 | alternative b | 22.855333 | 22.855333 |
| 34 | voter07 | alternative j | 22.855333 | 0.000000 |
| 35 | voter08 | alternative b | 19.835570 | 19.835570 |
| 36 | voter09 | alternative c | 22.928716 | 0.000000 |
| 37 | voter09 | alternative e | 22.928716 | 22.928716 |
| 38 | voter09 | alternative j | 22.928716 | 0.000000 |
| 39 | voter10 | alternative c | 5.538309 | 5.538309 |
| 40 | voter10 | alternative e | 5.538309 | 0.000000 |
| 41 | voter11 | alternative c | 13.130227 | 13.130227 |
| 42 | voter11 | alternative j | 13.130227 | 0.000000 |
| 43 | voter12 | alternative c | 6.056291 | 6.056291 |
| 44 | voter13 | alternative e | 23.992772 | 23.992772 |
| 45 | voter13 | alternative j | 23.992772 | 0.000000 |
| 46 | voter14 | alternative e | 16.699207 | 16.699207 |
| 47 | voter15 | alternative j | 98.165759 | 77.391205 |
| 48 | alternative b | drain | $r^{(6)} = 77.391205$ | 77.391205 |
| 49 | alternative c | drain | $r^{(6)} = 77.391205$ | 77.391205 |
| 50 | alternative e | drain | $r^{(6)} = 77.391205$ | 77.387401 |
| 51 | alternative j | drain | $r^{(6)} = 77.391205$ | 77.391205 |

$$r^{(7)} = (77.391205 + 77.391205 + 77.387401 + 77.391205) / 4 = 77.390254$$

$$s^{(7)} = \max \{ 77.379793; \min \{ 77.391205; 77.391205; 77.387401; 77.391205 \} \} = 77.387401$$

Stage $z = 8$:

| link | start | end | capacity | flow |
|------|-----------------|-----------------|-----------------------|-----------|
| 1 | source | voter01 | 36.597383 | 36.597383 |
| 2 | source | voter02 | 5.481150 | 5.481150 |
| 3 | source | voter03 | 13.279131 | 13.279131 |
| 4 | source | voter04 | 4.859413 | 4.859413 |
| 5 | source | voter05 | 35.425375 | 35.425375 |
| 6 | source | voter06 | 5.490934 | 5.490934 |
| 7 | source | voter07 | 22.855333 | 22.855333 |
| 8 | source | voter08 | 19.835570 | 19.835570 |
| 9 | source | voter09 | 22.928716 | 22.928716 |
| 10 | source | voter10 | 5.538309 | 5.538309 |
| 11 | source | voter11 | 13.130227 | 13.130227 |
| 12 | source | voter12 | 6.056291 | 6.056291 |
| 13 | source | voter13 | 23.992772 | 23.992772 |
| 14 | source | voter14 | 16.699207 | 16.699207 |
| 15 | source | voter15 | 98.165759 | 77.390254 |
| 16 | voter01 | alternative b | 36.597383 | 0.000000 |
| 17 | voter01 | alternative c | 36.597383 | 29.045733 |
| 18 | voter01 | alternative e | 36.597383 | 7.551650 |
| 19 | voter01 | alternative j | 36.597383 | 0.000000 |
| 20 | voter02 | alternative b | 5.481150 | 0.000000 |
| 21 | voter02 | alternative c | 5.481150 | 5.481150 |
| 22 | voter02 | alternative e | 5.481150 | 0.000000 |
| 23 | voter03 | alternative b | 13.279131 | 0.000000 |
| 24 | voter03 | alternative c | 13.279131 | 13.279131 |
| 25 | voter03 | alternative j | 13.279131 | 0.000000 |
| 26 | voter04 | alternative b | 4.859413 | 0.000000 |
| 27 | voter04 | alternative c | 4.859413 | 4.859413 |
| 28 | voter05 | alternative b | 35.425375 | 34.699351 |
| 29 | voter05 | alternative e | 35.425375 | 0.726024 |
| 30 | voter05 | alternative j | 35.425375 | 0.000000 |
| 31 | voter06 | alternative b | 5.490934 | 0.000000 |
| 32 | voter06 | alternative e | 5.490934 | 5.490934 |
| 33 | voter07 | alternative b | 22.855333 | 22.855333 |
| 34 | voter07 | alternative j | 22.855333 | 0.000000 |
| 35 | voter08 | alternative b | 19.835570 | 19.835570 |
| 36 | voter09 | alternative c | 22.928716 | 0.000000 |
| 37 | voter09 | alternative e | 22.928716 | 22.928716 |
| 38 | voter09 | alternative j | 22.928716 | 0.000000 |
| 39 | voter10 | alternative c | 5.538309 | 5.538309 |
| 40 | voter10 | alternative e | 5.538309 | 0.000000 |
| 41 | voter11 | alternative c | 13.130227 | 13.130227 |
| 42 | voter11 | alternative j | 13.130227 | 0.000000 |
| 43 | voter12 | alternative c | 6.056291 | 6.056291 |
| 44 | voter13 | alternative e | 23.992772 | 23.992772 |
| 45 | voter13 | alternative j | 23.992772 | 0.000000 |
| 46 | voter14 | alternative e | 16.699207 | 16.699207 |
| 47 | voter15 | alternative j | 98.165759 | 77.390254 |
| 48 | alternative b | drain | $r^{(7)} = 77.390254$ | 77.390254 |
| 49 | alternative c | drain | $r^{(7)} = 77.390254$ | 77.390254 |
| 50 | alternative e | drain | $r^{(7)} = 77.390254$ | 77.389303 |
| 51 | alternative j | drain | $r^{(7)} = 77.390254$ | 77.390254 |

$$r^{(8)} = (77.390254 + 77.390254 + 77.389303 + 77.390254) / 4 = 77.390016$$

$$s^{(8)} = \max \{ 77.387401; \min \{ 77.390254; 77.390254; 77.389303; 77.390254 \} \} = 77.389303$$

Stage $z = 9$:

| link | start | end | capacity | flow |
|------|-----------------|-----------------|-----------------------|-----------|
| 1 | source | voter01 | 36.597383 | 36.597383 |
| 2 | source | voter02 | 5.481150 | 5.481150 |
| 3 | source | voter03 | 13.279131 | 13.279131 |
| 4 | source | voter04 | 4.859413 | 4.859413 |
| 5 | source | voter05 | 35.425375 | 35.425375 |
| 6 | source | voter06 | 5.490934 | 5.490934 |
| 7 | source | voter07 | 22.855333 | 22.855333 |
| 8 | source | voter08 | 19.835570 | 19.835570 |
| 9 | source | voter09 | 22.928716 | 22.928716 |
| 10 | source | voter10 | 5.538309 | 5.538309 |
| 11 | source | voter11 | 13.130227 | 13.130227 |
| 12 | source | voter12 | 6.056291 | 6.056291 |
| 13 | source | voter13 | 23.992772 | 23.992772 |
| 14 | source | voter14 | 16.699207 | 16.699207 |
| 15 | source | voter15 | 98.165759 | 77.390016 |
| 16 | voter01 | alternative b | 36.597383 | 0.000000 |
| 17 | voter01 | alternative c | 36.597383 | 29.045495 |
| 18 | voter01 | alternative e | 36.597383 | 7.551887 |
| 19 | voter01 | alternative j | 36.597383 | 0.000000 |
| 20 | voter02 | alternative b | 5.481150 | 0.000000 |
| 21 | voter02 | alternative c | 5.481150 | 5.481150 |
| 22 | voter02 | alternative e | 5.481150 | 0.000000 |
| 23 | voter03 | alternative b | 13.279131 | 0.000000 |
| 24 | voter03 | alternative c | 13.279131 | 13.279131 |
| 25 | voter03 | alternative j | 13.279131 | 0.000000 |
| 26 | voter04 | alternative b | 4.859413 | 0.000000 |
| 27 | voter04 | alternative c | 4.859413 | 4.859413 |
| 28 | voter05 | alternative b | 35.425375 | 34.699113 |
| 29 | voter05 | alternative e | 35.425375 | 0.726262 |
| 30 | voter05 | alternative j | 35.425375 | 0.000000 |
| 31 | voter06 | alternative b | 5.490934 | 0.000000 |
| 32 | voter06 | alternative e | 5.490934 | 5.490934 |
| 33 | voter07 | alternative b | 22.855333 | 22.855333 |
| 34 | voter07 | alternative j | 22.855333 | 0.000000 |
| 35 | voter08 | alternative b | 19.835570 | 19.835570 |
| 36 | voter09 | alternative c | 22.928716 | 0.000000 |
| 37 | voter09 | alternative e | 22.928716 | 22.928716 |
| 38 | voter09 | alternative j | 22.928716 | 0.000000 |
| 39 | voter10 | alternative c | 5.538309 | 5.538309 |
| 40 | voter10 | alternative e | 5.538309 | 0.000000 |
| 41 | voter11 | alternative c | 13.130227 | 13.130227 |
| 42 | voter11 | alternative j | 13.130227 | 0.000000 |
| 43 | voter12 | alternative c | 6.056291 | 6.056291 |
| 44 | voter13 | alternative e | 23.992772 | 23.992772 |
| 45 | voter13 | alternative j | 23.992772 | 0.000000 |
| 46 | voter14 | alternative e | 16.699207 | 16.699207 |
| 47 | voter15 | alternative j | 98.165759 | 77.390016 |
| 48 | alternative b | drain | $r^{(8)} = 77.390016$ | 77.390016 |
| 49 | alternative c | drain | $r^{(8)} = 77.390016$ | 77.390016 |
| 50 | alternative e | drain | $r^{(8)} = 77.390016$ | 77.389779 |
| 51 | alternative j | drain | $r^{(8)} = 77.390016$ | 77.390016 |

$$r^{(9)} = (77.390016 + 77.390016 + 77.389779 + 77.390016) / 4 = 77.389957$$

$$s^{(9)} = \max \{ 77.389303; \min \{ 77.390016; 77.390016; 77.389779; 77.390016 \} \} = 77.389779$$

Stage $z = 10$:

| link | start | end | capacity | flow |
|------|-----------------|-----------------|-----------------------|-----------|
| 1 | source | voter01 | 36.597383 | 36.597383 |
| 2 | source | voter02 | 5.481150 | 5.481150 |
| 3 | source | voter03 | 13.279131 | 13.279131 |
| 4 | source | voter04 | 4.859413 | 4.859413 |
| 5 | source | voter05 | 35.425375 | 35.425375 |
| 6 | source | voter06 | 5.490934 | 5.490934 |
| 7 | source | voter07 | 22.855333 | 22.855333 |
| 8 | source | voter08 | 19.835570 | 19.835570 |
| 9 | source | voter09 | 22.928716 | 22.928716 |
| 10 | source | voter10 | 5.538309 | 5.538309 |
| 11 | source | voter11 | 13.130227 | 13.130227 |
| 12 | source | voter12 | 6.056291 | 6.056291 |
| 13 | source | voter13 | 23.992772 | 23.992772 |
| 14 | source | voter14 | 16.699207 | 16.699207 |
| 15 | source | voter15 | 98.165759 | 77.389957 |
| 16 | voter01 | alternative b | 36.597383 | 0.000000 |
| 17 | voter01 | alternative c | 36.597383 | 29.045436 |
| 18 | voter01 | alternative e | 36.597383 | 7.551947 |
| 19 | voter01 | alternative j | 36.597383 | 0.000000 |
| 20 | voter02 | alternative b | 5.481150 | 0.000000 |
| 21 | voter02 | alternative c | 5.481150 | 5.481150 |
| 22 | voter02 | alternative e | 5.481150 | 0.000000 |
| 23 | voter03 | alternative b | 13.279131 | 0.000000 |
| 24 | voter03 | alternative c | 13.279131 | 13.279131 |
| 25 | voter03 | alternative j | 13.279131 | 0.000000 |
| 26 | voter04 | alternative b | 4.859413 | 0.000000 |
| 27 | voter04 | alternative c | 4.859413 | 4.859413 |
| 28 | voter05 | alternative b | 35.425375 | 34.699054 |
| 29 | voter05 | alternative e | 35.425375 | 0.726322 |
| 30 | voter05 | alternative j | 35.425375 | 0.000000 |
| 31 | voter06 | alternative b | 5.490934 | 0.000000 |
| 32 | voter06 | alternative e | 5.490934 | 5.490934 |
| 33 | voter07 | alternative b | 22.855333 | 22.855333 |
| 34 | voter07 | alternative j | 22.855333 | 0.000000 |
| 35 | voter08 | alternative b | 19.835570 | 19.835570 |
| 36 | voter09 | alternative c | 22.928716 | 0.000000 |
| 37 | voter09 | alternative e | 22.928716 | 22.928716 |
| 38 | voter09 | alternative j | 22.928716 | 0.000000 |
| 39 | voter10 | alternative c | 5.538309 | 5.538309 |
| 40 | voter10 | alternative e | 5.538309 | 0.000000 |
| 41 | voter11 | alternative c | 13.130227 | 13.130227 |
| 42 | voter11 | alternative j | 13.130227 | 0.000000 |
| 43 | voter12 | alternative c | 6.056291 | 6.056291 |
| 44 | voter13 | alternative e | 23.992772 | 23.992772 |
| 45 | voter13 | alternative j | 23.992772 | 0.000000 |
| 46 | voter14 | alternative e | 16.699207 | 16.699207 |
| 47 | voter15 | alternative j | 98.165759 | 77.389957 |
| 48 | alternative b | drain | $r^{(9)} = 77.389957$ | 77.389957 |
| 49 | alternative c | drain | $r^{(9)} = 77.389957$ | 77.389957 |
| 50 | alternative e | drain | $r^{(9)} = 77.389957$ | 77.389897 |
| 51 | alternative j | drain | $r^{(9)} = 77.389957$ | 77.389957 |

$$r^{(10)} = (77.389957 + 77.389957 + 77.389897 + 77.389957) / 4 = 77.389942$$

$$s^{(10)} = \max \{ 77.389779; \min \{ 77.389957; 77.389957; 77.389897; 77.389957 \} \} = 77.389897$$

Stage $z = 11$:

| link | start | end | capacity | flow |
|------|-----------------|-----------------|------------------------|-----------|
| 1 | source | voter01 | 36.597383 | 36.597383 |
| 2 | source | voter02 | 5.481150 | 5.481150 |
| 3 | source | voter03 | 13.279131 | 13.279131 |
| 4 | source | voter04 | 4.859413 | 4.859413 |
| 5 | source | voter05 | 35.425375 | 35.425375 |
| 6 | source | voter06 | 5.490934 | 5.490934 |
| 7 | source | voter07 | 22.855333 | 22.855333 |
| 8 | source | voter08 | 19.835570 | 19.835570 |
| 9 | source | voter09 | 22.928716 | 22.928716 |
| 10 | source | voter10 | 5.538309 | 5.538309 |
| 11 | source | voter11 | 13.130227 | 13.130227 |
| 12 | source | voter12 | 6.056291 | 6.056291 |
| 13 | source | voter13 | 23.992772 | 23.992772 |
| 14 | source | voter14 | 16.699207 | 16.699207 |
| 15 | source | voter15 | 98.165759 | 77.389942 |
| 16 | voter01 | alternative b | 36.597383 | 0.000000 |
| 17 | voter01 | alternative c | 36.597383 | 29.045421 |
| 18 | voter01 | alternative e | 36.597383 | 7.551962 |
| 19 | voter01 | alternative j | 36.597383 | 0.000000 |
| 20 | voter02 | alternative b | 5.481150 | 0.000000 |
| 21 | voter02 | alternative c | 5.481150 | 5.481150 |
| 22 | voter02 | alternative e | 5.481150 | 0.000000 |
| 23 | voter03 | alternative b | 13.279131 | 0.000000 |
| 24 | voter03 | alternative c | 13.279131 | 13.279131 |
| 25 | voter03 | alternative j | 13.279131 | 0.000000 |
| 26 | voter04 | alternative b | 4.859413 | 0.000000 |
| 27 | voter04 | alternative c | 4.859413 | 4.859413 |
| 28 | voter05 | alternative b | 35.425375 | 34.699039 |
| 29 | voter05 | alternative e | 35.425375 | 0.726336 |
| 30 | voter05 | alternative j | 35.425375 | 0.000000 |
| 31 | voter06 | alternative b | 5.490934 | 0.000000 |
| 32 | voter06 | alternative e | 5.490934 | 5.490934 |
| 33 | voter07 | alternative b | 22.855333 | 22.855333 |
| 34 | voter07 | alternative j | 22.855333 | 0.000000 |
| 35 | voter08 | alternative b | 19.835570 | 19.835570 |
| 36 | voter09 | alternative c | 22.928716 | 0.000000 |
| 37 | voter09 | alternative e | 22.928716 | 22.928716 |
| 38 | voter09 | alternative j | 22.928716 | 0.000000 |
| 39 | voter10 | alternative c | 5.538309 | 5.538309 |
| 40 | voter10 | alternative e | 5.538309 | 0.000000 |
| 41 | voter11 | alternative c | 13.130227 | 13.130227 |
| 42 | voter11 | alternative j | 13.130227 | 0.000000 |
| 43 | voter12 | alternative c | 6.056291 | 6.056291 |
| 44 | voter13 | alternative e | 23.992772 | 23.992772 |
| 45 | voter13 | alternative j | 23.992772 | 0.000000 |
| 46 | voter14 | alternative e | 16.699207 | 16.699207 |
| 47 | voter15 | alternative j | 98.165759 | 77.389942 |
| 48 | alternative b | drain | $r^{(10)} = 77.389942$ | 77.389942 |
| 49 | alternative c | drain | $r^{(10)} = 77.389942$ | 77.389942 |
| 50 | alternative e | drain | $r^{(10)} = 77.389942$ | 77.389927 |
| 51 | alternative j | drain | $r^{(10)} = 77.389942$ | 77.389942 |

$$r^{(11)} = (77.389942 + 77.389942 + 77.389927 + 77.389942) / 4 = 77.389938$$

$$s^{(11)} = \max \{ 77.389897; \min \{ 77.389942; 77.389942; 77.389927; 77.389942 \} \} = 77.389927$$

Stage $z = 12$:

| link | start | end | capacity | flow |
|------|-----------------|-----------------|------------------------|-----------|
| 1 | source | voter01 | 36.597383 | 36.597383 |
| 2 | source | voter02 | 5.481150 | 5.481150 |
| 3 | source | voter03 | 13.279131 | 13.279131 |
| 4 | source | voter04 | 4.859413 | 4.859413 |
| 5 | source | voter05 | 35.425375 | 35.425375 |
| 6 | source | voter06 | 5.490934 | 5.490934 |
| 7 | source | voter07 | 22.855333 | 22.855333 |
| 8 | source | voter08 | 19.835570 | 19.835570 |
| 9 | source | voter09 | 22.928716 | 22.928716 |
| 10 | source | voter10 | 5.538309 | 5.538309 |
| 11 | source | voter11 | 13.130227 | 13.130227 |
| 12 | source | voter12 | 6.056291 | 6.056291 |
| 13 | source | voter13 | 23.992772 | 23.992772 |
| 14 | source | voter14 | 16.699207 | 16.699207 |
| 15 | source | voter15 | 98.165759 | 77.389938 |
| 16 | voter01 | alternative b | 36.597383 | 0.000000 |
| 17 | voter01 | alternative c | 36.597383 | 29.045417 |
| 18 | voter01 | alternative e | 36.597383 | 7.551965 |
| 19 | voter01 | alternative j | 36.597383 | 0.000000 |
| 20 | voter02 | alternative b | 5.481150 | 0.000000 |
| 21 | voter02 | alternative c | 5.481150 | 5.481150 |
| 22 | voter02 | alternative e | 5.481150 | 0.000000 |
| 23 | voter03 | alternative b | 13.279131 | 0.000000 |
| 24 | voter03 | alternative c | 13.279131 | 13.279131 |
| 25 | voter03 | alternative j | 13.279131 | 0.000000 |
| 26 | voter04 | alternative b | 4.859413 | 0.000000 |
| 27 | voter04 | alternative c | 4.859413 | 4.859413 |
| 28 | voter05 | alternative b | 35.425375 | 34.699035 |
| 29 | voter05 | alternative e | 35.425375 | 0.726340 |
| 30 | voter05 | alternative j | 35.425375 | 0.000000 |
| 31 | voter06 | alternative b | 5.490934 | 0.000000 |
| 32 | voter06 | alternative e | 5.490934 | 5.490934 |
| 33 | voter07 | alternative b | 22.855333 | 22.855333 |
| 34 | voter07 | alternative j | 22.855333 | 0.000000 |
| 35 | voter08 | alternative b | 19.835570 | 19.835570 |
| 36 | voter09 | alternative c | 22.928716 | 0.000000 |
| 37 | voter09 | alternative e | 22.928716 | 22.928716 |
| 38 | voter09 | alternative j | 22.928716 | 0.000000 |
| 39 | voter10 | alternative c | 5.538309 | 5.538309 |
| 40 | voter10 | alternative e | 5.538309 | 0.000000 |
| 41 | voter11 | alternative c | 13.130227 | 13.130227 |
| 42 | voter11 | alternative j | 13.130227 | 0.000000 |
| 43 | voter12 | alternative c | 6.056291 | 6.056291 |
| 44 | voter13 | alternative e | 23.992772 | 23.992772 |
| 45 | voter13 | alternative j | 23.992772 | 0.000000 |
| 46 | voter14 | alternative e | 16.699207 | 16.699207 |
| 47 | voter15 | alternative j | 98.165759 | 77.389938 |
| 48 | alternative b | drain | $r^{(11)} = 77.389938$ | 77.389938 |
| 49 | alternative c | drain | $r^{(11)} = 77.389938$ | 77.389938 |
| 50 | alternative e | drain | $r^{(11)} = 77.389938$ | 77.389935 |
| 51 | alternative j | drain | $r^{(11)} = 77.389938$ | 77.389938 |

$$r^{(12)} = (77.389938 + 77.389938 + 77.389935 + 77.389938) / 4 = 77.389937$$

$$s^{(12)} = \max \{ 77.389927; \min \{ 77.389938; 77.389938; 77.389935; 77.389938 \} \} = 77.389935$$

Stage $z = 13$:

| link | start | end | capacity | flow |
|------|-----------------|-----------------|------------------------|-----------|
| 1 | source | voter01 | 36.597383 | 36.597383 |
| 2 | source | voter02 | 5.481150 | 5.481150 |
| 3 | source | voter03 | 13.279131 | 13.279131 |
| 4 | source | voter04 | 4.859413 | 4.859413 |
| 5 | source | voter05 | 35.425375 | 35.425375 |
| 6 | source | voter06 | 5.490934 | 5.490934 |
| 7 | source | voter07 | 22.855333 | 22.855333 |
| 8 | source | voter08 | 19.835570 | 19.835570 |
| 9 | source | voter09 | 22.928716 | 22.928716 |
| 10 | source | voter10 | 5.538309 | 5.538309 |
| 11 | source | voter11 | 13.130227 | 13.130227 |
| 12 | source | voter12 | 6.056291 | 6.056291 |
| 13 | source | voter13 | 23.992772 | 23.992772 |
| 14 | source | voter14 | 16.699207 | 16.699207 |
| 15 | source | voter15 | 98.165759 | 77.389937 |
| 16 | voter01 | alternative b | 36.597383 | 0.000000 |
| 17 | voter01 | alternative c | 36.597383 | 29.045416 |
| 18 | voter01 | alternative e | 36.597383 | 7.551966 |
| 19 | voter01 | alternative j | 36.597383 | 0.000000 |
| 20 | voter02 | alternative b | 5.481150 | 0.000000 |
| 21 | voter02 | alternative c | 5.481150 | 5.481150 |
| 22 | voter02 | alternative e | 5.481150 | 0.000000 |
| 23 | voter03 | alternative b | 13.279131 | 0.000000 |
| 24 | voter03 | alternative c | 13.279131 | 13.279131 |
| 25 | voter03 | alternative j | 13.279131 | 0.000000 |
| 26 | voter04 | alternative b | 4.859413 | 0.000000 |
| 27 | voter04 | alternative c | 4.859413 | 4.859413 |
| 28 | voter05 | alternative b | 35.425375 | 34.699034 |
| 29 | voter05 | alternative e | 35.425375 | 0.726341 |
| 30 | voter05 | alternative j | 35.425375 | 0.000000 |
| 31 | voter06 | alternative b | 5.490934 | 0.000000 |
| 32 | voter06 | alternative e | 5.490934 | 5.490934 |
| 33 | voter07 | alternative b | 22.855333 | 22.855333 |
| 34 | voter07 | alternative j | 22.855333 | 0.000000 |
| 35 | voter08 | alternative b | 19.835570 | 19.835570 |
| 36 | voter09 | alternative c | 22.928716 | 0.000000 |
| 37 | voter09 | alternative e | 22.928716 | 22.928716 |
| 38 | voter09 | alternative j | 22.928716 | 0.000000 |
| 39 | voter10 | alternative c | 5.538309 | 5.538309 |
| 40 | voter10 | alternative e | 5.538309 | 0.000000 |
| 41 | voter11 | alternative c | 13.130227 | 13.130227 |
| 42 | voter11 | alternative j | 13.130227 | 0.000000 |
| 43 | voter12 | alternative c | 6.056291 | 6.056291 |
| 44 | voter13 | alternative e | 23.992772 | 23.992772 |
| 45 | voter13 | alternative j | 23.992772 | 0.000000 |
| 46 | voter14 | alternative e | 16.699207 | 16.699207 |
| 47 | voter15 | alternative j | 98.165759 | 77.389937 |
| 48 | alternative b | drain | $r^{(12)} = 77.389937$ | 77.389937 |
| 49 | alternative c | drain | $r^{(12)} = 77.389937$ | 77.389937 |
| 50 | alternative e | drain | $r^{(12)} = 77.389937$ | 77.389936 |
| 51 | alternative j | drain | $r^{(12)} = 77.389937$ | 77.389937 |

$$r^{(13)} = (77.389937 + 77.389937 + 77.389936 + 77.389937) / 4 = 77.389937$$

$$s^{(13)} = \max \{ 77.389935; \min \{ 77.389937; 77.389937; 77.389936; 77.389937 \} \} = 77.389936$$

The following table 9.2.2.1 summarizes the other tables of sections 9.2.1 and 9.2.2. The column X is the voting profile (before proportional completion) according to table 9.2.1.2. The column Y is the number of voters with this profile.

| before proportional completion | | | | | | after proportional completion | | | | | | | | | |
|--------------------------------|---|---|---|---|---|-------------------------------|---|---|---|---|----------|----------|----------|---|--|
| X | Y | b | c | e | j | Y | b | c | e | j | b | c | e | j | |
| #11 | 7 | 1 | 2 | 1 | 2 | 1.307713 | 1 | 1 | 1 | 1 | | 1.037863 | 0.269850 | | |
| | | | | | | 0.333796 | 1 | 1 | 1 | 3 | | 0.333796 | | | |
| | | | | | | 2.745815 | 1 | 3 | 1 | 1 | 2.689516 | | 0.056299 | | |
| | | | | | | 2.612676 | 1 | 3 | 1 | 3 | | | 2.612676 | | |
| | | | | | | | | | | | | | | | |
| | | | | | | | | | | | | | | | |
| | | | | | | | | | | | | | | | |
| | | | | | | | | | | | | | | | |
| | | | | | | | | | | | | | | | |
| | | | | | | | | | | | | | | | |
| | | | | | | | | | | | | | | | |
| | | | | | | | | | | | | | | | |
| | | | | | | | | | | | | | | | |
| | | | | | | | | | | | | | | | |
| | | | | | | | | | | | | | | | |
| | | | | | | | | | | | | | | | |
| | | | | | | | | | | | | | | | |
| | | | | | | | | | | | | | | | |
| | | | | | | | | | | | | | | | |
| | | | | | | | | | | | | | | | |
| | | | | | | | | | | | | | | | |
| | | | | | | | | | | | | | | | |
| | | | | | | | | | | | | | | | |
| | | | | | | | | | | | | | | | |
| | | | | | | | | | | | | | | | |
| | | | | | | | | | | | | | | | |
| | | | | | | | | | | | | | | | |
| | | | | | | | | | | | | | | | |
| | | | | | | | | | | | | | | | |
| | | | | | | | | | | | | | | | |
| | | | | | | | | | | | | | | | |
| | | | | | | | | | | | | | | | |
| | | | | | | | | | | | | | | | |
| | | | | | | | | | | | | | | | |
| | | | | | | | | | | | | | | | |
| | | | | | | | | | | | | | | | |
| | | | | | | | | | | | | | | | |
| | | | | | | | | | | | | | | | |
| | | | | | | | | | | | | | | | |
| | | | | | | | | | | | | | | | |
| | | | | | | | | | | | | | | | |
| | | | | | | | | | | | | | | | |
| | | | | | | | | | | | | | | | |
| | | | | | | | | | | | | | | | |
| | | | | | | | | | | | | | | | |
| | | | | | | | | | | | | | | | |
| | | | | | | | | | | | | | | | |
| | | | | | | | | | | | | | | | |
| | | | | | | | | | | | | | | | |
| | | | | | | | | | | | | | | | |
| | | | | | | | | | | | | | | | |
| | | | | | | | | | | | | | | | |
| | | | | | | | | | | | | | | | |
| | | | | | | | | | | | | | | | |
| | | | | | | | | | | | | | | | |
| | | | | | | | | | | | | | | | |
| | | | | | | | | | | | | | | | |
| | | | | | | | | | | | | | | | |
| | | | | | | | | | | | | | | | |
| | | | | | | | | | | | | | | | |
| | | | | | | | | | | | | | | | |
| | | | | | | | | | | | | | | | |
| | | | | | | | | | | | | | | | |
| | | | | | | | | | | | | | | | |
| | | | | | | | | | | | | | | | |
| | | | | | | | | | | | | | | | |
| | | | | | | | | | | | | | | | |
| | | | | | | | | | | | | | | | |
| | | | | | | | | | | | | | | | |
| | | | | | | | | | | | | | | | |
| | | | | | | | | | | | | | | | |
| | | | | | | | | | | | | | | | |
| | | | | | | | | | | | | | | | |
| | | | | | | | | | | | | | | | |
| | | | | | | | | | | | | | | | |
| | | | | | | | | | | | | | | | |
| | | | | | | | | | | | | | | | |
| | | | | | | | | | | | | | | | |
| | | | | | | | | | | | | | | | |
| | | | | | | | | | | | | | | | |
| | | | | | | | | | | | | | | | |
| | | | | | | | | | | | | | | | |
| | | | | | | | | | | | | | | | |
| | | | | | | | | | | | | | | | |
| | | | | | | | | | | | | | | | |
| | | | | | | | | | | | | | | | |
| | | | | | | | | | | | | | | | |
| | | | | | | | | | | | | | | | |
| | | | | | | | | | | | | | | | |
| | | | | | | | | | | | | | | | |
| | | | | | | | | | | | | | | | |
| | | | | | | | | | | | | | | | |
| | | | | | | | | | | | | | | | |
| | | | | | | | | | | | | | | | |
| | | | | | | | | | | | | | | | |
| | | | | | | | | | | | | | | | |
| | | | | | | | | | | | | | | | |
| | | | | | | | | | | | | | | | |
| | | | | | | | | | | | | | | | |
| | | | | | | | | | | | | | | | |
| | | | | | | | | | | | | | | | |
| | | | | | | | | | | | | | | | |
| | | | | | | | | | | | | | | | |
| | | | | | | | | | | | | | | | |
| | | | | | | | | | | | | | | | |
| | | | | | | | | | | | | | | | |
| | | | | | | | | | | | | | | | |
| | | | | | | | | | | | | | | | |
| | | | | | | | | | | | | | | | |
| | | | | | | | | | | | | | | | |
| | | | | | | | | | | | | | | | |
| | | | | | | | | | | | | | | | |
| | | | | | | | | | | | | | | | |
| | | | | | | | | | | | | | | | |
| | | | | | | | | | | | | | | | |
| | | | | | | | | | | | | | | | |
| | | | | | | | | | | | | | | | |
| | | | | | | | | | | | | | | | |
| | | | | | | | | | | | | | | | |
| | | | | | | | | | | | | | | | |
| | | | | | | | | | | | | | | | |
| | | | | | | | | | | | | | | | |
| | | | | | | | | | | | | | | | |
| | | | | | | | | | | | | | | | |
| | | | | | | | | | | | | | | | |
| | | | | | | | | | | | | | | | |
| | | | | | | | | | | | | | | | |
| | | | | | | | | | | | | | | | |
| | | | | | | | | | | | | | | | |
| | | | | | | | | | | | | | | | |
| | | | | | | | | | | | | | | | |
| | | | | | | | | | | | | | | | |
| | | | | | | | | | | | | | | | |
| | | | | | | | | | | | | | | | |
| | | | | | | | | | | | | | | | |
| | | | | | | | | | | | | | | | |
| | | | | | | | | | | | | | | | |
| | | | | | | | | | | | | | | | |
| | | | | | | | | | | | | | | | |
| | | | | | | | | | | | | | | | |
| | | | | | | | | | | | | | | | |
| | | | | | | | | | | | | | | | |
| | | | | | | | | | | | | | | | |
| | | | | | | | | | | | | | | | |
| | | | | | | | | | | | | | | | |
| | | | | | | | | | | | | | | | |
| | | | | | | | | | | | | | | | |
| | | | | | | | | | | | | | | | |
| | | | | | | | | | | | | | | | |
| | | | | | | | | | | | | | | | |
| | | | | | | | | | | | | | | | |
| | | | | | | | | | | | | | | | |
| | | | | | | | | | | | | | | | |
| | | | | | | | | | | | | | | | |
| | | | | | | | | | | | | | | | |
| | | | | | | | | | | | | | | | |
| | | | | | | | | | | | | | | | |
| | | | | | | | | | | | | | | | |
| | | | | | | | | | | | | | | | |
| | | | | | | | | | | | | | | | |
| | | | | | | | | | | | | | | | |
| | | | | | | | | | | | | | | | |
| | | | | | | | | | | | | | | | |

| before proportional completion | | | | | | after proportional completion | | | | | | | | | | | | | | |
|--------------------------------|----|---|---|---|---|-------------------------------|---|---|---|---|-----------|----------|-----------|----------|-----------|-----------|-----------|----------|--|--|
| X | Y | b | c | e | j | Y | b | c | e | j | b | c | e | j | b | c | e | j | | |
| #1 | 17 | 1 | 1 | 1 | 1 | 17.000000 | 1 | 1 | 1 | 1 | | | 13.492005 | 3.507995 | | | 13.492005 | 3.507995 | | |
| #2 | 2 | 1 | 1 | 1 | 2 | 1.158151 | 1 | 1 | 1 | 1 | | | 0.919163 | 0.238987 | | | 1.761013 | 0.238987 | | |
| | | | | | | 0.841849 | 1 | 1 | 1 | 3 | | 0.841849 | | | | | | | | |
| #3 | 3 | 1 | 1 | 1 | 3 | 3.000000 | 1 | 1 | 1 | 3 | | | 3.000000 | | | | 3.000000 | | | |
| #4 | 4 | 1 | 1 | 2 | 1 | 1.323077 | 1 | 1 | 1 | 1 | | | 1.050057 | 0.273020 | | | 3.726980 | 0.273020 | | |
| | | | | | | 2.676923 | 1 | 1 | 3 | 1 | | 2.676923 | | | | | | | | |
| #5 | 4 | 1 | 1 | 2 | 2 | 1.034298 | 1 | 1 | 1 | 1 | | | 0.820868 | 0.213430 | | | 3.786570 | 0.213430 | | |
| | | | | | | 0.288779 | 1 | 1 | 1 | 3 | | 0.288779 | | | | | | | | |
| | | | | | | 1.282004 | 1 | 1 | 3 | 1 | | 1.282004 | | | | | | | | |
| | | | | | | 1.394919 | 1 | 1 | 3 | 3 | | 1.394919 | | | | | | | | |
| #7 | 6 | 1 | 1 | 3 | 1 | 6.000000 | 1 | 1 | 3 | 1 | | | 6.000000 | | | | 6.000000 | | | |
| #9 | 3 | 1 | 1 | 3 | 3 | 3.000000 | 1 | 1 | 3 | 3 | | | 3.000000 | | | | 3.000000 | | | |
| #10 | 7 | 1 | 2 | 1 | 1 | 1.641509 | 1 | 1 | 1 | 1 | | | 1.302780 | 0.338730 | | 5.248623 | 1.302780 | 0.448597 | | |
| | | | | | | 5.358491 | 1 | 3 | 1 | 1 | 5.248623 | | 0.109867 | | | | | | | |
| #11 | 7 | 1 | 2 | 1 | 2 | 1.307713 | 1 | 1 | 1 | 1 | | | 1.037863 | 0.269850 | | 2.689516 | 1.371659 | 2.938825 | | |
| | | | | | | 0.333796 | 1 | 1 | 1 | 3 | | 0.333796 | | | | | | | | |
| | | | | | | 2.745815 | 1 | 3 | 1 | 1 | 2.689516 | | 0.056299 | | | | | | | |
| | | | | | | 2.612676 | 1 | 3 | 1 | 3 | | | 2.612676 | | | | | | | |
| #13 | 14 | 1 | 2 | 2 | 1 | 2.147039 | 1 | 1 | 1 | 1 | | | 1.703992 | 0.443047 | | 10.666056 | 2.839972 | 0.493972 | | |
| | | | | | | 1.135980 | 1 | 1 | 3 | 1 | | 1.135980 | | | | | | | | |
| | | | | | | 2.483731 | 1 | 3 | 1 | 1 | 2.432806 | | 0.050925 | | | | | | | |
| | | | | | | 8.233251 | 1 | 3 | 3 | 1 | 8.233251 | | | | | | | | | |
| #14 | 7 | 1 | 2 | 2 | 2 | 0.905832 | 1 | 1 | 1 | 1 | | | 0.718911 | 0.186921 | | 5.002276 | 1.454589 | 0.543136 | | |
| | | | | | | 0.167687 | 1 | 1 | 1 | 3 | | 0.167687 | | | | | | | | |
| | | | | | | 0.401882 | 1 | 1 | 3 | 1 | | 0.401882 | | | | | | | | |
| | | | | | | 0.166109 | 1 | 1 | 3 | 3 | | 0.166109 | | | | | | | | |
| | | | | | | 0.904189 | 1 | 3 | 1 | 1 | 0.885650 | | 0.018539 | | | | | | | |
| | | | | | | 0.337676 | 1 | 3 | 1 | 3 | | | 0.337676 | | | | | | | |
| | | | | | | 1.841625 | 1 | 3 | 3 | 1 | 1.841625 | | | | | | | | | |
| | | | | | | 2.275000 | 1 | 3 | 3 | 3 | 2.275000 | | | | | | | | | |
| #19 | 18 | 1 | 3 | 1 | 1 | 18.000000 | 1 | 3 | 1 | 1 | 17.630938 | | 0.369062 | | 17.630938 | | 0.369062 | | | |
| #21 | 2 | 1 | 3 | 1 | 3 | 2.000000 | 1 | 3 | 1 | 3 | | | 2.000000 | | | | 2.000000 | | | |
| #25 | 10 | 1 | 3 | 3 | 1 | 10.000000 | 1 | 3 | 3 | 1 | 10.000000 | | | | 10.000000 | | | | | |
| #27 | 17 | 1 | 3 | 3 | 3 | 17.000000 | 1 | 3 | 3 | 3 | 17.000000 | | | | 17.000000 | | | | | |
| #28 | 8 | 2 | 1 | 1 | 1 | 2.501292 | 1 | 1 | 1 | 1 | | | 1.985144 | 0.516148 | | | 1.985144 | 6.014856 | | |
| | | | | | | 5.498708 | 3 | 1 | 1 | 1 | | | 5.498708 | | | | | | | |
| #29 | 6 | 2 | 1 | 1 | 2 | 1.410746 | 1 | 1 | 1 | 1 | | | 1.119635 | 0.291111 | | | 3.645183 | 2.354817 | | |
| | | | | | | 0.465223 | 1 | 1 | 1 | 3 | | 0.465223 | | | | | | | | |
| | | | | | | 2.063706 | 3 | 1 | 1 | 1 | | | 2.063706 | | | | | | | |
| | | | | | | 2.060325 | 3 | 1 | 1 | 3 | | 2.060325 | | | | | | | | |
| #31 | 2 | 2 | 1 | 2 | 1 | 0.360847 | 1 | 1 | 1 | 1 | | | 0.286385 | 0.074462 | | | 1.624847 | 0.375153 | | |
| | | | | | | 0.264476 | 1 | 1 | 3 | 1 | | 0.264476 | | | | | | | | |
| | | | | | | 0.300691 | 3 | 1 | 1 | 1 | | | 0.300691 | | | | | | | |
| | | | | | | 1.073986 | 3 | 1 | 3 | 1 | | 1.073986 | | | | | | | | |
| #32 | 3 | 2 | 1 | 2 | 2 | 0.469714 | 1 | 1 | 1 | 1 | | | 0.372787 | 0.096927 | | | 2.597064 | 0.402936 | | |
| | | | | | | 0.071557 | 1 | 1 | 1 | 3 | | 0.071557 | | | | | | | | |
| | | | | | | 0.235660 | 1 | 1 | 3 | 1 | | 0.235660 | | | | | | | | |
| | | | | | | 0.161054 | 1 | 1 | 3 | 3 | | 0.161054 | | | | | | | | |
| | | | | | | 0.306010 | 3 | 1 | 1 | 1 | | | 0.306010 | | | | | | | |
| | | | | | | 0.145027 | 3 | 1 | 1 | 3 | | 0.145027 | | | | | | | | |
| | | | | | | 0.725843 | 3 | 1 | 3 | 1 | | 0.725843 | | | | | | | | |
| | | | | | | 0.885135 | 3 | 1 | 3 | 3 | | 0.885135 | | | | | | | | |

Table 9.2.2.1 (part 1 of 2): Voting patterns and allocation of votes in example A53

| before proportional completion | | | | | | after proportional completion | | | | | | | | | | | | | |
|--------------------------------|-----|---|---|---|---|-------------------------------|---|---|---|---|-----------|-----------|-----------|-----------|-----------|-----------|-----------|-----------|----------|
| X | Y | b | c | e | j | Y | b | c | e | j | b | c | e | j | b | c | e | j | |
| #37 | 11 | 2 | 2 | 1 | 1 | 1.439974 | 1 | 1 | 1 | 1 | | | 1.142831 | 0.297142 | | 1.958310 | 1.142831 | 7.898858 | |
| | | | | | | 1.999303 | 1 | 3 | 1 | 1 | 1.958310 | | 0.040993 | | | | | | |
| | | | | | | 1.139541 | 3 | 1 | 1 | 1 | | | 1.139541 | | | | | | |
| | | | | | | 6.421182 | 3 | 3 | 1 | 1 | | | 6.421182 | | | | | | |
| #38 | 7 | 2 | 2 | 1 | 2 | 0.758990 | 1 | 1 | 1 | 1 | | | 0.602371 | 0.156620 | | 0.868696 | 0.936167 | 5.195137 | |
| | | | | | | 0.157356 | 1 | 1 | 1 | 3 | | | 0.157356 | | | | | | |
| | | | | | | 0.886880 | 1 | 3 | 1 | 1 | 0.868696 | | 0.018184 | | | | | | |
| | | | | | | 0.385403 | 1 | 3 | 1 | 3 | | | 0.385403 | | | | | | |
| | | | | | | 0.548723 | 3 | 1 | 1 | 1 | | | 0.548723 | | | | | | |
| | | | | | | 0.176440 | 3 | 1 | 1 | 3 | | 0.176440 | | | | | | | |
| | | | | | | 1.858934 | 3 | 3 | 1 | 1 | | | 1.858934 | | | | | | |
| | | | | | | 2.227273 | 3 | 3 | 1 | 3 | | | 2.227273 | | | | | | |
| #40 | 23 | 2 | 2 | 2 | 1 | 2.103927 | 1 | 1 | 1 | 1 | | | 1.669776 | 0.434151 | | 4.138414 | 3.536029 | 3.934047 | 8.980608 |
| | | | | | | 0.906927 | 1 | 1 | 3 | 1 | | | 0.906927 | | | | | | |
| | | | | | | 2.045815 | 1 | 3 | 1 | 1 | 2.003869 | | 0.041946 | | | | | | |
| | | | | | | 2.134545 | 1 | 3 | 3 | 1 | 2.134545 | | | | | | | | |
| | | | | | | 1.423351 | 3 | 1 | 1 | 1 | | | 1.423351 | | | | | | |
| | | | | | | 0.959326 | 3 | 1 | 3 | 1 | | 0.959326 | | | | | | | |
| | | | | | | 2.034599 | 3 | 3 | 1 | 1 | | | 2.034599 | | | | | | |
| | | | | | | 11.391509 | 3 | 3 | 3 | 1 | | | | 8.980608 | | | | | |
| #41 | 13 | 2 | 2 | 2 | 2 | 1.034274 | 1 | 1 | 1 | 1 | | | 0.820849 | 0.213425 | | 2.187107 | 2.187107 | 2.187107 | 2.187107 |
| | | | | | | 0.154902 | 1 | 1 | 1 | 3 | | | 0.154902 | | | | | | |
| | | | | | | 0.375280 | 1 | 1 | 3 | 1 | | | 0.375280 | | | | | | |
| | | | | | | 0.137331 | 1 | 1 | 3 | 3 | | | 0.137331 | | | | | | |
| | | | | | | 1.001152 | 1 | 3 | 1 | 1 | 0.980625 | | 0.020527 | | | | | | |
| | | | | | | 0.155179 | 1 | 3 | 1 | 3 | | | 0.155179 | | | | | | |
| | | | | | | 0.645912 | 1 | 3 | 3 | 1 | 0.645912 | | | | | | | | |
| | | | | | | 0.560570 | 1 | 3 | 3 | 3 | 0.560570 | | | | | | | | |
| | | | | | | 0.647985 | 3 | 1 | 1 | 1 | | | 0.647985 | | | | | | |
| | | | | | | 0.156517 | 3 | 1 | 1 | 3 | | 0.156517 | | | | | | | |
| | | | | | | 0.371072 | 3 | 1 | 3 | 1 | | 0.371072 | | | | | | | |
| | | | | | | 0.171156 | 3 | 1 | 3 | 3 | | 0.171156 | | | | | | | |
| | | | | | | 0.678057 | 3 | 3 | 1 | 1 | | | 0.678057 | | | | | | |
| | | | | | | 0.471934 | 3 | 3 | 1 | 3 | | | 0.471934 | | | | | | |
| | | | | | | 2.774250 | 3 | 3 | 3 | 1 | | | | 2.187107 | | | | | |
| | | | | | | 3.664430 | 3 | 3 | 3 | 3 | | | | | | | | | |
| #55 | 11 | 3 | 1 | 1 | 1 | 11.000000 | 3 | 1 | 1 | 1 | | | 11.000000 | | | 11.000000 | | | |
| #57 | 3 | 3 | 1 | 1 | 3 | 3.000000 | 3 | 1 | 1 | 3 | | 3.000000 | | | 3.000000 | | | | |
| #61 | 10 | 3 | 1 | 3 | 1 | 10.000000 | 3 | 1 | 3 | 1 | | 10.000000 | | | 10.000000 | | | | |
| #63 | 5 | 3 | 1 | 3 | 3 | 5.000000 | 3 | 1 | 3 | 3 | | 5.000000 | | | 5.000000 | | | | |
| #73 | 13 | 3 | 3 | 1 | 1 | 13.000000 | 3 | 3 | 1 | 1 | | | 13.000000 | | | 13.000000 | | | |
| #75 | 14 | 3 | 3 | 1 | 3 | 14.000000 | 3 | 3 | 1 | 3 | | | 14.000000 | | | 14.000000 | | | |
| #79 | 84 | 3 | 3 | 3 | 1 | 84.000000 | 3 | 3 | 3 | 1 | | | | 66.222222 | | | | 66.222222 | |
| #81 | 126 | 3 | 3 | 3 | 3 | 126.000000 | 3 | 3 | 3 | 3 | | | | | | | | | |
| | 460 | | | | | 460.000000 | | | | | 77.389937 | 77.389937 | 77.389937 | 77.389937 | 77.389937 | 77.389937 | 77.389937 | 77.389937 | |

Table 9.2.2.1 (part 2 of 2): Voting patterns and allocation of votes in example A53

9.2.3. Applying the Schulze Tie-Breaking Method

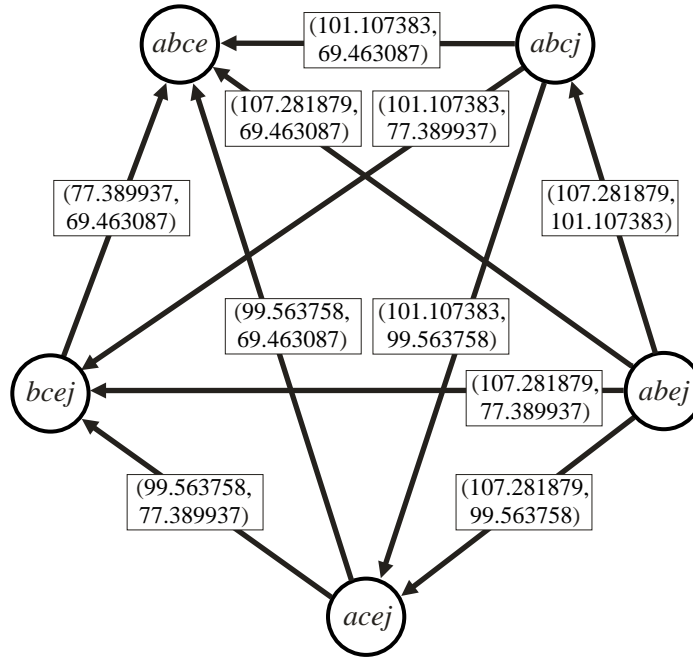
Table 9.2.3.1 lists the links in example A53.

| | | | | | | | | | | |
|----|-----|-----|-----|-----|-----|-----------|-----------|-------------------|------------|-----------|
| 11 | a | b | c | e | j | 77.389937 | 99.563758 | 107.281879 | 101.107383 | 69.463087 |
|----|-----|-----|-----|-----|-----|-----------|-----------|-------------------|------------|-----------|

For example, row 11 of table 9.2.3.1 contains the following information:

- $N[\{b, c, e, j\}; a] = 77.389937$
- $N[\{a, c, e, j\}; b] = 99.563758$
- $N[\{a, b, e, j\}; c] = 107.281879$
- $N[\{a, b, c, j\}; e] = 101.107383$
- $N[\{a, b, c, e\}; j] = 69.463087$
- The link $\{b, c, e, j\} \rightarrow \{a, c, e, j\}$ has a strength of $(N[\{b, c, e, j\}; a], N[\{a, c, e, j\}; b])$.
- The link $\{b, c, e, j\} \rightarrow \{a, b, e, j\}$ has a strength of $(N[\{b, c, e, j\}; a], N[\{a, b, e, j\}; c])$.
- The link $\{b, c, e, j\} \rightarrow \{a, b, c, j\}$ has a strength of $(N[\{b, c, e, j\}; a], N[\{a, b, c, j\}; e])$.
- The link $\{b, c, e, j\} \rightarrow \{a, b, c, e\}$ has a strength of $(N[\{b, c, e, j\}; a], N[\{a, b, c, e\}; j])$.
- The link $\{a, c, e, j\} \rightarrow \{b, c, e, j\}$ has a strength of $(N[\{a, c, e, j\}; b], N[\{b, c, e, j\}; a])$.
- The link $\{a, c, e, j\} \rightarrow \{a, b, e, j\}$ has a strength of $(N[\{a, c, e, j\}; b], N[\{a, b, e, j\}; c])$.
- The link $\{a, c, e, j\} \rightarrow \{a, b, c, j\}$ has a strength of $(N[\{a, c, e, j\}; b], N[\{a, b, c, j\}; e])$.
- The link $\{a, c, e, j\} \rightarrow \{a, b, c, e\}$ has a strength of $(N[\{a, c, e, j\}; b], N[\{a, b, c, e\}; j])$.
- The link $\{a, b, e, j\} \rightarrow \{b, c, e, j\}$ has a strength of $(N[\{a, b, e, j\}; c], N[\{b, c, e, j\}; a])$.
- The link $\{a, b, e, j\} \rightarrow \{a, c, e, j\}$ has a strength of $(N[\{a, b, e, j\}; c], N[\{a, c, e, j\}; b])$.
- The link $\{a, b, e, j\} \rightarrow \{a, b, c, j\}$ has a strength of $(N[\{a, b, e, j\}; c], N[\{a, b, c, j\}; e])$.
- The link $\{a, b, e, j\} \rightarrow \{a, b, c, e\}$ has a strength of $(N[\{a, b, e, j\}; c], N[\{a, b, c, e\}; j])$.
- The link $\{a, b, c, j\} \rightarrow \{b, c, e, j\}$ has a strength of $(N[\{a, b, c, j\}; e], N[\{b, c, e, j\}; a])$.
- The link $\{a, b, c, j\} \rightarrow \{a, c, e, j\}$ has a strength of $(N[\{a, b, c, j\}; e], N[\{a, c, e, j\}; b])$.
- The link $\{a, b, c, j\} \rightarrow \{a, b, e, j\}$ has a strength of $(N[\{a, b, c, j\}; e], N[\{a, b, e, j\}; c])$.
- The link $\{a, b, c, j\} \rightarrow \{a, b, c, e\}$ has a strength of $(N[\{a, b, c, j\}; e], N[\{a, b, c, e\}; j])$.
- The link $\{a, b, c, e\} \rightarrow \{b, c, e, j\}$ has a strength of $(N[\{a, b, c, e\}; j], N[\{b, c, e, j\}; a])$.
- The link $\{a, b, c, e\} \rightarrow \{a, c, e, j\}$ has a strength of $(N[\{a, b, c, e\}; j], N[\{a, c, e, j\}; b])$.
- The link $\{a, b, c, e\} \rightarrow \{a, b, e, j\}$ has a strength of $(N[\{a, b, c, e\}; j], N[\{a, b, e, j\}; c])$.
- The link $\{a, b, c, e\} \rightarrow \{a, b, c, j\}$ has a strength of $(N[\{a, b, c, e\}; j], N[\{a, b, c, j\}; e])$.

So, row 11 of table 9.2.3.1 represents the following links:



When we apply the Schulze tie-breaker, as defined at stage 3 of section 9.1.3, to the links of table 9.2.3.1 with $>_{margin}$ for $>_{D2}$, we get $\{a, d, g, j\}$ as winning set.

For example, we have:

- Line 33: The link $\{a, b, g, j\} \rightarrow \{a, d, g, j\}$ has a strength of $(N[\{a, b, g, j\}; d], N[\{a, d, g, j\}; b]) = (101.411379, 102.166302)$.
- Line 33: The link $\{a, d, g, j\} \rightarrow \{a, b, g, j\}$ has a strength of $(N[\{a, d, g, j\}; b], N[\{a, b, g, j\}; d]) = (102.166302, 101.411379)$.
- Line 49: The link $\{a, b, g, j\} \rightarrow \{a, f, g, j\}$ has a strength of $(N[\{a, b, g, j\}; f], N[\{a, f, g, j\}; b]) = (101.068282, 102.334802)$.
- Line 49: The link $\{a, f, g, j\} \rightarrow \{a, b, g, j\}$ has a strength of $(N[\{a, f, g, j\}; b], N[\{a, b, g, j\}; f]) = (102.334802, 101.068282)$.
- Line 104: The link $\{a, d, g, j\} \rightarrow \{a, f, g, j\}$ has a strength of $(N[\{a, d, g, j\}; f], N[\{a, f, g, j\}; d]) = (101.351648, 101.098901)$.
- Line 104: The link $\{a, f, g, j\} \rightarrow \{a, d, g, j\}$ has a strength of $(N[\{a, f, g, j\}; d], N[\{a, d, g, j\}; f]) = (101.098901, 101.351648)$.

So $\{a, d, g, j\}$ beats $\{a, b, g, j\}$ in the direct comparison, $\{a, f, g, j\}$ beats $\{a, b, g, j\}$ in the direct comparison, and $\{a, d, g, j\}$ beats $\{a, f, g, j\}$ in the direct comparison.

When there are C alternatives, then there are $(C!)/(((M+1)!)\cdot((C-M-1)!))$ possible $(M+1)$ -way contests. For $C = 10$ and $M = 4$, we get 252 possible 5-way contests. Table 9.2.3.1 lists these 252 possible 5-way contests for example A53.

When Schulze STV is used to choose M from $(M+1)$ alternatives $\{a_1, \dots, a_{(M+1)}\}$, then that alternative $k \in \{1, \dots, (M+1)\}$ is eliminated for which $N[(\{a_1, \dots, a_{(M+1)}\} \setminus \{a_k\}); a_k]$ is the maximum, while the other M alternatives are elected. In table 9.2.3.1, the maximum $N[(\{a_1, \dots, a_{(M+1)}\} \setminus \{a_k\}); a_k]$ of each 5-way contest is **fat and underlined**.

Suppose the maximum $N[(\{a_1, \dots, a_{(M+1)}\} \setminus \{a_k\}); a_k]$ of a $(M+1)$ -way contest is not unique. Suppose $1 < m \leq (M+1)$ entries are tied for maximum $N[(\{a_1, \dots, a_{(M+1)}\} \setminus \{a_k\}); a_k]$, then the m alternatives with maximum $N[(\{a_1, \dots, a_{(M+1)}\} \setminus \{a_k\}); a_k]$ are tied for winning one of the remaining $(m-1)$ seats, while the other $(M+1-m)$ alternatives are elected. In table 9.2.3.1 for those 5-way contests, where the maximum $N[(\{a_1, \dots, a_{(M+1)}\} \setminus \{a_k\}); a_k]$ is not unique, those $N[(\{a_1, \dots, a_{(M+1)}\} \setminus \{a_k\}); a_k]$, that are tied for maximum $N[(\{a_1, \dots, a_{(M+1)}\} \setminus \{a_k\}); a_k]$, are *italic and underlined* (only lines 27, 149, and 155).

In table 9.2.3.1, we see:

- Alternatives a , g , and j each win in every 5-way contest.
- Alternative d is tied for winning in one 5-way contest (line 27) and wins in every other 5-way contest.
- Alternative f loses in one 5-way contest (line 104) and wins in every other 5-way contest.
- Alternative b wins in 121 5-way contests, is tied for winning in one 5-way contest (line 27), and loses in four 5-way contests (lines 30, 33, 49, and 174).
- Alternative e wins 111 times and loses 15 times.
- Alternative h wins 59 times and loses 67 times.
- Alternative c wins 45 times, is tied twice (lines 149 and 155), and loses 79 times.
- Alternative i wins 41 times, is tied twice (lines 149 and 155), and loses 83 times.

| | k | l | m | n | o | $N[\{l,m,n,o\};k]$ | $N[\{k,m,n,o\};l]$ | $N[\{k,l,n,o\};m]$ | $N[\{k,l,m,o\};n]$ | $N[\{k,l,m,n\};o]$ |
|----|-----|-----|-----|-----|-----|--------------------|--------------------|--------------------|--------------------|--------------------|
| 1 | a | b | c | d | e | 69.311512 | 97.347630 | 104.356659 | 91.117381 | 97.866817 |
| 2 | a | b | c | d | f | 72.494331 | 97.267574 | 106.394558 | 91.791383 | 92.052154 |
| 3 | a | b | c | d | g | 74.292035 | 97.699115 | 105.077434 | 97.444690 | 85.486726 |
| 4 | a | b | c | d | h | 69.482146 | 95.615034 | 103.473804 | 90.375854 | 101.053161 |
| 5 | a | b | c | d | i | 68.329596 | 95.403587 | 103.912556 | 91.535874 | 100.818386 |
| 6 | a | b | c | d | j | 83.765432 | 100.720621 | 106.330377 | 96.895787 | 70.631929 |
| 7 | a | b | c | e | f | 68.050459 | 96.800459 | 106.559633 | 97.327982 | 91.261468 |
| 8 | a | b | c | e | g | 71.971047 | 98.864143 | 106.035635 | 98.608018 | 84.521158 |
| 9 | a | b | c | e | h | 65.248069 | 95.126728 | 104.665899 | 95.391705 | 99.567599 |
| 10 | a | b | c | e | i | 63.064516 | 95.126728 | 104.400922 | 96.186636 | 101.221198 |
| 11 | a | b | c | e | j | 77.389937 | 99.563758 | 107.281879 | 101.107383 | 69.463087 |
| 12 | a | b | c | f | g | 73.393258 | 98.202247 | 107.505618 | 95.101124 | 85.797753 |
| 13 | a | b | c | f | h | 68.320236 | 95.877598 | 105.704388 | 88.972286 | 101.125492 |
| 14 | a | b | c | f | i | 65.979263 | 94.596774 | 106.255760 | 92.741935 | 100.426267 |
| 15 | a | b | c | f | j | 82.285264 | 100.495495 | 107.229730 | 97.646396 | 72.004505 |
| 16 | a | b | c | g | h | 72.748673 | 96.828442 | 106.173815 | 81.252822 | 102.996248 |
| 17 | a | b | c | g | i | 70.450450 | 96.869369 | 105.675676 | 83.141892 | 103.862613 |
| 18 | a | b | c | g | j | 86.629956 | 102.334802 | 108.667401 | 88.403084 | 73.964758 |
| 19 | a | b | c | h | i | 63.805224 | 93.221709 | 103.845266 | 99.797547 | 99.330254 |
| 20 | a | b | c | h | j | 76.937668 | 98.977528 | 105.438202 | 108.022472 | 67.449438 |
| 21 | a | b | c | i | j | 75.764706 | 99.529148 | 106.233184 | 105.201794 | 67.719298 |
| 22 | a | b | d | e | f | 74.020045 | 97.839644 | 92.973274 | 100.913140 | 94.253898 |
| 23 | a | b | d | e | g | 75.571429 | 99.329670 | 97.813187 | 100.846154 | 86.439560 |
| 24 | a | b | d | e | h | 70.771762 | 97.646396 | 91.430180 | 98.423423 | 101.728238 |
| 25 | a | b | d | e | i | 69.205817 | 96.733781 | 92.360179 | 99.049217 | 102.651007 |
| 26 | a | b | d | e | j | 86.821192 | 100.529801 | 97.483444 | 102.814570 | 72.350993 |
| 27 | a | b | d | f | g | 77.090708 | <u>98.716814</u> | <u>98.716814</u> | 97.444690 | 88.030973 |
| 28 | a | b | d | f | h | 74.397888 | 98.164414 | 91.948198 | 92.725225 | 102.764274 |
| 29 | a | b | d | f | i | 72.322222 | 96.600000 | 93.277778 | 95.833333 | 101.966667 |
| 30 | a | b | d | f | j | 87.716186 | 100.975610 | 96.895787 | 99.190687 | 75.221729 |
| 31 | a | b | d | g | h | 76.388633 | 98.462389 | 96.681416 | 83.960177 | 104.507385 |
| 32 | a | b | d | g | i | 73.946785 | 97.660754 | 97.915743 | 85.421286 | 105.055432 |
| 33 | a | b | d | g | j | 89.332604 | 102.166302 | 101.411379 | 90.842451 | 76.247265 |
| 34 | a | b | d | h | i | 69.217708 | 96.092342 | 91.430180 | 101.469229 | 101.790541 |
| 35 | a | b | d | h | j | 84.333333 | 100.433333 | 95.577778 | 108.100000 | 71.555556 |
| 36 | a | b | d | i | j | 84.176158 | 100.243363 | 96.935841 | 106.095133 | 72.256637 |
| 37 | a | b | e | f | g | 75.055310 | 99.734513 | 100.243363 | 97.444690 | 87.522124 |
| 38 | a | b | e | f | h | 70.311453 | 97.307692 | 98.088235 | 92.104072 | 102.188547 |
| 39 | a | b | e | f | i | 67.847380 | 95.876993 | 97.972665 | 95.091116 | 103.211845 |
| 40 | a | b | e | f | j | 84.966518 | 99.598214 | 101.651786 | 98.828125 | 74.955357 |
| 41 | a | b | e | g | h | 74.337778 | 99.120267 | 99.632517 | 82.984410 | 103.925029 |
| 42 | a | b | e | g | i | 72.131696 | 98.828125 | 99.598214 | 84.196429 | 105.245536 |
| 43 | a | b | e | g | j | 88.208791 | 101.351648 | 104.131868 | 90.230769 | 76.076923 |
| 44 | a | b | e | h | i | 64.914754 | 95.308219 | 96.358447 | 101.021319 | 102.397260 |
| 45 | a | b | e | h | j | 81.744689 | 98.828125 | 100.111607 | 107.555804 | 71.104911 |
| 46 | a | b | e | i | j | 78.449612 | 99.306488 | 100.850112 | 107.281879 | 70.492170 |
| 47 | a | b | f | g | h | 76.384893 | 99.529148 | 94.630045 | 84.831839 | 104.624076 |
| 48 | a | b | f | g | i | 73.671875 | 98.058036 | 97.287946 | 85.993304 | 104.988839 |
| 49 | a | b | f | g | j | 87.643172 | 102.334802 | 101.068282 | 90.429515 | 78.524229 |
| 50 | a | b | f | h | i | 68.484353 | 95.000000 | 92.105263 | 102.305121 | 102.105263 |

Table 9.2.3.1 (part 1 of 5): links in example A53

| | k | l | m | n | o | $N[\{l,m,n,o\};k]$ | $N[\{k,m,n,o\};l]$ | $N[\{k,l,n,o\};m]$ | $N[\{k,l,m,o\};n]$ | $N[\{k,l,m,n\};o]$ |
|-----|-----|-----|-----|-----|-----|--------------------|--------------------|--------------------|--------------------|--------------------|
| 51 | a | b | f | h | j | 82.438202 | 99.752809 | 95.876404 | 109.056180 | 72.876404 |
| 52 | a | b | f | i | j | 82.769058 | 99.529148 | 97.724215 | 106.748879 | 73.228700 |
| 53 | a | b | g | h | i | 73.008267 | 97.347630 | 81.512415 | 103.255842 | 104.875847 |
| 54 | a | b | g | h | j | 86.441242 | 101.230599 | 86.951220 | 110.410200 | 74.966741 |
| 55 | a | b | g | i | j | 86.377778 | 101.966667 | 88.677778 | 109.122222 | 73.855556 |
| 56 | a | b | h | i | j | 78.376979 | 98.608597 | 107.454751 | 104.852941 | 68.028169 |
| 57 | a | c | d | e | f | 72.781532 | 106.452703 | 91.430180 | 97.128378 | 92.207207 |
| 58 | a | c | d | e | g | 74.635762 | 104.845475 | 96.975717 | 97.737307 | 85.805740 |
| 59 | a | c | d | e | h | 69.115667 | 104.235160 | 90.582192 | 93.995434 | 102.071548 |
| 60 | a | c | d | e | i | 67.753950 | 103.837472 | 91.117381 | 95.011287 | 102.279910 |
| 61 | a | c | d | e | j | 84.830247 | 107.095344 | 97.405765 | 100.465632 | 69.866962 |
| 62 | a | c | d | f | g | 74.698661 | 107.299107 | 97.544643 | 94.720982 | 85.736607 |
| 63 | a | c | d | f | h | 71.415141 | 105.329545 | 90.693182 | 91.215909 | 101.346222 |
| 64 | a | c | d | f | i | 69.728507 | 105.893665 | 90.542986 | 93.404977 | 100.429864 |
| 65 | a | c | d | f | j | 86.314607 | 106.988764 | 96.134831 | 98.460674 | 72.101124 |
| 66 | a | c | d | g | h | 73.476924 | 104.988839 | 95.747768 | 81.629464 | 104.157004 |
| 67 | a | c | d | g | i | 71.361607 | 104.475446 | 96.517857 | 83.939732 | 103.705357 |
| 68 | a | c | d | g | j | 87.389868 | 108.414097 | 101.574890 | 88.909692 | 73.711454 |
| 69 | a | c | d | h | i | 66.115932 | 102.894737 | 90.000000 | 100.463016 | 100.526316 |
| 70 | a | c | d | h | j | 81.284987 | 105.245536 | 96.004464 | 107.555804 | 67.767857 |
| 71 | a | c | d | i | j | 80.402166 | 105.995526 | 96.219239 | 105.480984 | 69.205817 |
| 72 | a | c | e | f | g | 72.833333 | 107.588889 | 97.877778 | 95.066667 | 86.633333 |
| 73 | a | c | e | f | h | 67.058858 | 106.295872 | 94.690367 | 90.206422 | 101.748481 |
| 74 | a | c | e | f | i | 64.303944 | 105.928074 | 94.454756 | 92.053364 | 103.259861 |
| 75 | a | c | e | f | j | 81.705790 | 107.247191 | 99.752809 | 97.943820 | 73.134831 |
| 76 | a | c | e | g | h | 71.904859 | 106.471910 | 96.134831 | 81.921348 | 103.567051 |
| 77 | a | c | e | g | i | 69.775281 | 105.438202 | 96.393258 | 83.730337 | 104.662921 |
| 78 | a | c | e | g | j | 85.428571 | 108.934066 | 102.615385 | 88.967033 | 74.054945 |
| 79 | a | c | e | h | i | 61.699912 | 104.060325 | 92.053364 | 100.794287 | 101.392111 |
| 80 | a | c | e | h | j | 76.021251 | 106.510067 | 98.020134 | 107.796421 | 66.018519 |
| 81 | a | c | e | i | j | 72.631579 | 106.693002 | 98.905192 | 106.952596 | 65.612403 |
| 82 | a | c | f | g | h | 72.163286 | 107.764045 | 93.292135 | 82.696629 | 104.083905 |
| 83 | a | c | f | g | i | 69.414414 | 107.747748 | 94.538288 | 84.177928 | 104.121622 |
| 84 | a | c | f | g | j | 84.911308 | 109.135255 | 100.465632 | 88.481153 | 77.006652 |
| 85 | a | c | f | h | i | 62.378284 | 105.372093 | 90.662791 | 100.761251 | 100.825581 |
| 86 | a | c | f | h | j | 77.297595 | 106.433409 | 96.049661 | 107.731377 | 70.349887 |
| 87 | a | c | f | i | j | 75.027712 | 106.394558 | 97.267574 | 106.133787 | 70.147392 |
| 88 | a | c | g | h | i | 68.278778 | 105.852273 | 79.454545 | 102.914404 | 103.500000 |
| 89 | a | c | g | h | j | 84.077778 | 108.611111 | 84.844444 | 109.888889 | 72.577778 |
| 90 | a | c | g | i | j | 82.672811 | 108.866667 | 86.888889 | 108.355556 | 72.066667 |
| 91 | a | c | h | i | j | 69.181244 | 105.351474 | 106.655329 | 104.308390 | 63.411215 |
| 92 | a | d | e | f | g | 77.087912 | 98.318681 | 99.329670 | 97.054945 | 88.208791 |
| 93 | a | d | e | f | h | 73.290722 | 92.567265 | 97.724215 | 92.567265 | 103.850533 |
| 94 | a | d | e | f | i | 71.521253 | 92.617450 | 96.733781 | 94.932886 | 104.194631 |
| 95 | a | d | e | f | j | 87.144444 | 97.366667 | 101.200000 | 99.155556 | 75.133333 |
| 96 | a | d | e | g | h | 75.618401 | 96.559020 | 98.351893 | 84.008909 | 105.461777 |
| 97 | a | d | e | g | i | 73.691796 | 97.915743 | 97.405765 | 85.166297 | 105.820399 |
| 98 | a | d | e | g | j | 88.829322 | 101.663020 | 102.921225 | 91.345733 | 75.240700 |
| 99 | a | d | e | h | i | 67.494687 | 91.477273 | 95.136364 | 102.653041 | 103.238636 |
| 100 | a | d | e | h | j | 84.656319 | 96.640798 | 99.700665 | 108.370288 | 70.631929 |

Table 9.2.3.1 (part 2 of 5): links in example A53

| | <i>k</i> | <i>l</i> | <i>m</i> | <i>n</i> | <i>o</i> | $N[\{l,m,n,o\};k]$ | $N[\{k,m,n,o\};l]$ | $N[\{k,l,n,o\};m]$ | $N[\{k,l,m,o\};n]$ | $N[\{k,l,m,n\};o]$ |
|-----|----------|----------|----------|----------|----------|--------------------|--------------------|--------------------|--------------------|--------------------|
| 101 | <i>a</i> | <i>d</i> | <i>e</i> | <i>i</i> | <i>j</i> | 83.348624 | 97.366667 | 100.688889 | 107.333333 | 70.533333 |
| 102 | <i>a</i> | <i>d</i> | <i>f</i> | <i>g</i> | <i>h</i> | 76.983694 | 97.111111 | 95.577778 | 85.100000 | 105.227417 |
| 103 | <i>a</i> | <i>d</i> | <i>f</i> | <i>g</i> | <i>i</i> | 74.366667 | 97.622222 | 96.600000 | 86.377778 | 105.033333 |
| 104 | <i>a</i> | <i>d</i> | <i>f</i> | <i>g</i> | <i>j</i> | 88.714286 | 101.098901 | 101.351648 | 90.736264 | 78.098901 |
| 105 | <i>a</i> | <i>d</i> | <i>f</i> | <i>h</i> | <i>i</i> | 70.051272 | 91.323529 | 93.665158 | 102.188547 | 102.771493 |
| 106 | <i>a</i> | <i>d</i> | <i>f</i> | <i>h</i> | <i>j</i> | 84.966518 | 95.491071 | 97.544643 | 108.325893 | 73.671875 |
| 107 | <i>a</i> | <i>d</i> | <i>f</i> | <i>i</i> | <i>j</i> | 85.223214 | 96.261161 | 98.571429 | 106.785714 | 73.158482 |
| 108 | <i>a</i> | <i>d</i> | <i>g</i> | <i>h</i> | <i>i</i> | 73.032875 | 96.177130 | 81.737668 | 104.108381 | 104.943946 |
| 109 | <i>a</i> | <i>d</i> | <i>g</i> | <i>h</i> | <i>j</i> | 87.197802 | 100.087912 | 87.956044 | 110.197802 | 74.560440 |
| 110 | <i>a</i> | <i>d</i> | <i>g</i> | <i>i</i> | <i>j</i> | 86.821192 | 101.291391 | 89.359823 | 108.907285 | 73.620309 |
| 111 | <i>a</i> | <i>d</i> | <i>h</i> | <i>i</i> | <i>j</i> | 80.164441 | 95.661435 | 106.748879 | 105.717489 | 69.876682 |
| 112 | <i>a</i> | <i>e</i> | <i>f</i> | <i>g</i> | <i>h</i> | 74.683694 | 98.900000 | 95.322222 | 85.611111 | 105.482973 |
| 113 | <i>a</i> | <i>e</i> | <i>f</i> | <i>g</i> | <i>i</i> | 72.131696 | 98.058036 | 97.031250 | 86.506696 | 106.272321 |
| 114 | <i>a</i> | <i>e</i> | <i>f</i> | <i>g</i> | <i>j</i> | 86.123348 | 102.841410 | 101.321586 | 91.189427 | 78.524229 |
| 115 | <i>a</i> | <i>e</i> | <i>f</i> | <i>h</i> | <i>i</i> | 65.476289 | 94.690367 | 92.052752 | 103.331050 | 104.449541 |
| 116 | <i>a</i> | <i>e</i> | <i>f</i> | <i>h</i> | <i>j</i> | 81.372768 | 98.828125 | 96.774554 | 109.095982 | 73.928571 |
| 117 | <i>a</i> | <i>e</i> | <i>f</i> | <i>i</i> | <i>j</i> | 80.965732 | 99.752809 | 97.943820 | 108.539326 | 72.617978 |
| 118 | <i>a</i> | <i>e</i> | <i>g</i> | <i>h</i> | <i>i</i> | 71.191111 | 97.088036 | 82.031603 | 104.553810 | 105.135440 |
| 119 | <i>a</i> | <i>e</i> | <i>g</i> | <i>h</i> | <i>j</i> | 85.486726 | 101.769912 | 88.030973 | 110.674779 | 74.037611 |
| 120 | <i>a</i> | <i>e</i> | <i>g</i> | <i>i</i> | <i>j</i> | 84.723451 | 102.533186 | 89.811947 | 109.402655 | 73.528761 |
| 121 | <i>a</i> | <i>e</i> | <i>h</i> | <i>i</i> | <i>j</i> | 74.210623 | 97.646396 | 107.747748 | 107.229730 | 66.179245 |
| 122 | <i>a</i> | <i>f</i> | <i>g</i> | <i>h</i> | <i>i</i> | 71.646432 | 94.842697 | 83.471910 | 104.600759 | 105.438202 |
| 123 | <i>a</i> | <i>f</i> | <i>g</i> | <i>h</i> | <i>j</i> | 84.656319 | 99.190687 | 87.461197 | 110.665188 | 78.026608 |
| 124 | <i>a</i> | <i>f</i> | <i>g</i> | <i>i</i> | <i>j</i> | 84.911308 | 99.955654 | 89.246120 | 109.390244 | 76.496674 |
| 125 | <i>a</i> | <i>f</i> | <i>h</i> | <i>i</i> | <i>j</i> | 77.294626 | 95.486425 | 107.975113 | 107.194570 | 70.509050 |
| 126 | <i>a</i> | <i>g</i> | <i>h</i> | <i>i</i> | <i>j</i> | 83.612975 | 85.671141 | 109.597315 | 108.568233 | 72.550336 |
| 127 | <i>b</i> | <i>c</i> | <i>d</i> | <i>e</i> | <i>f</i> | 89.066059 | 101.116173 | 86.708428 | 97.710706 | 85.398633 |
| 128 | <i>b</i> | <i>c</i> | <i>d</i> | <i>e</i> | <i>g</i> | 90.135135 | 101.272523 | 90.394144 | 97.387387 | 80.810811 |
| 129 | <i>b</i> | <i>c</i> | <i>d</i> | <i>e</i> | <i>h</i> | 88.255814 | 97.616279 | 82.906977 | 94.941860 | 96.279070 |
| 130 | <i>b</i> | <i>c</i> | <i>d</i> | <i>e</i> | <i>i</i> | 85.845070 | 97.453052 | 82.605634 | 95.833333 | 98.262911 |
| 131 | <i>b</i> | <i>c</i> | <i>d</i> | <i>e</i> | <i>j</i> | 97.877778 | 103.755556 | 92.255556 | 101.711111 | 64.400000 |
| 132 | <i>b</i> | <i>c</i> | <i>d</i> | <i>f</i> | <i>g</i> | 89.587054 | 103.705357 | 93.180804 | 90.100446 | 83.426339 |
| 133 | <i>b</i> | <i>c</i> | <i>d</i> | <i>f</i> | <i>h</i> | 90.057078 | 99.771689 | 85.593607 | 86.381279 | 98.196347 |
| 134 | <i>b</i> | <i>c</i> | <i>d</i> | <i>f</i> | <i>i</i> | 87.494305 | 100.068337 | 85.922551 | 87.861509 | 98.653298 |
| 135 | <i>b</i> | <i>c</i> | <i>d</i> | <i>f</i> | <i>j</i> | 98.864143 | 104.755011 | 93.229399 | 95.278396 | 67.873051 |
| 136 | <i>b</i> | <i>c</i> | <i>d</i> | <i>g</i> | <i>h</i> | 90.613839 | 101.138393 | 90.613839 | 78.292411 | 99.341518 |
| 137 | <i>b</i> | <i>c</i> | <i>d</i> | <i>g</i> | <i>i</i> | 88.542141 | 101.116173 | 90.113895 | 79.897494 | 100.330296 |
| 138 | <i>b</i> | <i>c</i> | <i>d</i> | <i>g</i> | <i>j</i> | 99.432314 | 105.207424 | 97.674672 | 88.133188 | 69.552402 |
| 139 | <i>b</i> | <i>c</i> | <i>d</i> | <i>h</i> | <i>i</i> | 86.516204 | 97.164352 | 82.256944 | 96.099537 | 97.962963 |
| 140 | <i>b</i> | <i>c</i> | <i>d</i> | <i>h</i> | <i>j</i> | 97.150776 | 101.995565 | 90.776053 | 106.330377 | 63.747228 |
| 141 | <i>b</i> | <i>c</i> | <i>d</i> | <i>i</i> | <i>j</i> | 97.190265 | 103.042035 | 91.084071 | 105.586283 | 63.097345 |
| 142 | <i>b</i> | <i>c</i> | <i>e</i> | <i>f</i> | <i>g</i> | 90.598194 | 102.279910 | 95.530474 | 88.521445 | 83.069977 |
| 143 | <i>b</i> | <i>c</i> | <i>e</i> | <i>f</i> | <i>h</i> | 88.211765 | 98.764706 | 92.000000 | 83.611765 | 97.411765 |
| 144 | <i>b</i> | <i>c</i> | <i>e</i> | <i>f</i> | <i>i</i> | 85.771971 | 98.337292 | 92.327791 | 84.242761 | 99.320184 |
| 145 | <i>b</i> | <i>c</i> | <i>e</i> | <i>f</i> | <i>j</i> | 96.828442 | 104.356659 | 99.943567 | 93.713318 | 65.158014 |
| 146 | <i>b</i> | <i>c</i> | <i>e</i> | <i>g</i> | <i>h</i> | 91.052632 | 101.052632 | 92.894737 | 77.105263 | 97.894737 |
| 147 | <i>b</i> | <i>c</i> | <i>e</i> | <i>g</i> | <i>i</i> | 88.790698 | 100.290698 | 92.802326 | 77.558140 | 100.558140 |
| 148 | <i>b</i> | <i>c</i> | <i>e</i> | <i>g</i> | <i>j</i> | 99.329670 | 105.648352 | 101.857143 | 86.692308 | 66.472527 |
| 149 | <i>b</i> | <i>c</i> | <i>e</i> | <i>h</i> | <i>i</i> | 84.166667 | <u>96.111111</u> | 88.888889 | 94.722222 | <u>96.111111</u> |
| 150 | <i>b</i> | <i>c</i> | <i>e</i> | <i>h</i> | <i>j</i> | 95.011287 | 102.799097 | 97.866817 | 105.135440 | 59.187359 |

Table 9.2.3.1 (part 3 of 5): links in example A53

| | k | l | m | n | o | $N[\{l,m,n,o\};k]$ | $N[\{k,m,n,o\};l]$ | $N[\{k,l,n,o\};m]$ | $N[\{k,l,m,o\};n]$ | $N[\{k,l,m,n\};o]$ |
|-----|-----|-----|-----|-----|-----|--------------------|--------------------|--------------------|--------------------|--------------------|
| 151 | b | c | e | i | j | 95.226244 | 103.031674 | 98.608597 | 105.633484 | 57.500000 |
| 152 | b | c | f | g | h | 91.578947 | 101.842105 | 87.631579 | 79.210526 | 99.736842 |
| 153 | b | c | f | g | i | 88.947368 | 101.842105 | 88.526779 | 80.263158 | 100.420590 |
| 154 | b | c | f | g | j | 99.835165 | 105.901099 | 96.549451 | 88.461538 | 69.252747 |
| 155 | b | c | f | h | i | 85.357995 | <u>97.159905</u> | 83.711217 | 96.610979 | <u>97.159905</u> |
| 156 | b | c | f | h | j | 96.049661 | 102.539503 | 91.117381 | 106.693002 | 63.600451 |
| 157 | b | c | f | i | j | 96.568849 | 103.058691 | 92.934537 | 104.875847 | 62.562077 |
| 158 | b | c | g | h | i | 87.909931 | 100.392610 | 74.896074 | 97.205543 | 99.595843 |
| 159 | b | c | g | h | j | 98.425721 | 104.290466 | 83.636364 | 107.860310 | 65.787140 |
| 160 | b | c | g | i | j | 99.006623 | 105.099338 | 85.044150 | 106.876380 | 63.973510 |
| 161 | b | c | h | i | j | 94.659864 | 100.918367 | 105.351474 | 102.743764 | 56.326531 |
| 162 | b | d | e | f | g | 91.338496 | 93.119469 | 98.971239 | 92.101770 | 84.469027 |
| 163 | b | d | e | f | h | 90.170455 | 85.727273 | 97.488636 | 87.818182 | 98.795455 |
| 164 | b | d | e | f | i | 87.879819 | 85.793651 | 96.746032 | 89.288441 | 100.292058 |
| 165 | b | d | e | f | j | 97.877778 | 93.533333 | 102.477778 | 96.088889 | 70.022222 |
| 166 | b | d | e | g | h | 92.258427 | 90.191011 | 97.943820 | 79.078652 | 100.528090 |
| 167 | b | d | e | g | i | 89.909091 | 90.431818 | 97.488636 | 79.715909 | 102.454545 |
| 168 | b | d | e | g | j | 99.146608 | 97.636761 | 102.921225 | 88.326039 | 71.969365 |
| 169 | b | d | e | h | i | 86.918605 | 82.104651 | 95.209302 | 96.279070 | 99.488372 |
| 170 | b | d | e | h | j | 97.111111 | 91.233333 | 100.688889 | 105.288889 | 65.677778 |
| 171 | b | d | e | i | j | 96.517857 | 91.127232 | 101.395089 | 107.299107 | 63.660714 |
| 172 | b | d | f | g | h | 93.180804 | 91.897321 | 91.897321 | 81.629464 | 101.395089 |
| 173 | b | d | f | g | i | 89.843750 | 91.897321 | 93.027237 | 82.399554 | 102.832138 |
| 174 | b | d | f | g | j | 99.901532 | 97.888403 | 99.146608 | 89.080963 | 73.982495 |
| 175 | b | d | f | h | i | 88.401361 | 84.229025 | 89.705215 | 97.528345 | 100.136054 |
| 176 | b | d | f | h | j | 98.133333 | 91.744444 | 94.300000 | 106.311111 | 69.511111 |
| 177 | b | d | f | i | j | 97.150776 | 92.560976 | 95.620843 | 106.585366 | 68.082040 |
| 178 | b | d | g | h | i | 90.449438 | 89.932584 | 78.044944 | 99.235955 | 102.337079 |
| 179 | b | d | g | h | j | 99.076923 | 96.043956 | 85.428571 | 107.923077 | 71.527473 |
| 180 | b | d | g | i | j | 98.788546 | 96.762115 | 86.629956 | 108.414097 | 69.405286 |
| 181 | b | d | h | i | j | 96.004464 | 89.843750 | 104.732143 | 105.245536 | 64.174107 |
| 182 | b | e | f | g | h | 92.784091 | 95.920455 | 90.170455 | 79.977273 | 101.147727 |
| 183 | b | e | f | g | i | 90.113895 | 95.353075 | 90.743058 | 80.683371 | 103.106601 |
| 184 | b | e | f | g | j | 99.295154 | 102.081498 | 98.535242 | 88.403084 | 71.685022 |
| 185 | b | e | f | h | i | 85.910165 | 90.531915 | 85.638298 | 97.872340 | 100.047281 |
| 186 | b | e | f | h | j | 96.049661 | 98.386005 | 92.934537 | 105.914221 | 66.715576 |
| 187 | b | e | f | i | j | 95.659091 | 99.318182 | 93.568182 | 106.897727 | 64.556818 |
| 188 | b | e | g | h | i | 90.357143 | 93.536866 | 75.518433 | 99.101382 | 101.486175 |
| 189 | b | e | g | h | j | 98.425721 | 100.465632 | 84.401330 | 108.115299 | 68.592018 |
| 190 | b | e | g | i | j | 98.462389 | 101.006637 | 85.486726 | 108.639381 | 66.404867 |
| 191 | b | e | h | i | j | 93.995434 | 96.358447 | 104.235160 | 106.073059 | 59.337900 |
| 192 | b | f | g | h | i | 90.526316 | 90.000000 | 77.631579 | 100.000000 | 101.842105 |
| 193 | b | f | g | h | j | 99.155556 | 95.322222 | 85.611111 | 108.355556 | 71.555556 |
| 194 | b | f | g | i | j | 99.155556 | 96.855556 | 86.377778 | 107.844444 | 69.766667 |
| 195 | b | f | h | i | j | 95.000000 | 90.789474 | 105.789474 | 105.263158 | 63.157895 |
| 196 | b | g | h | i | j | 97.982063 | 82.253363 | 107.264574 | 106.748879 | 65.751121 |
| 197 | c | d | e | f | g | 102.193764 | 91.180401 | 96.559020 | 88.106904 | 81.959911 |
| 198 | c | d | e | f | h | 99.366359 | 85.322581 | 94.066820 | 83.997696 | 97.246544 |
| 199 | c | d | e | f | i | 97.696759 | 84.386574 | 93.437500 | 84.227320 | 100.251846 |
| 200 | c | d | e | f | j | 103.680089 | 93.903803 | 100.335570 | 94.932886 | 67.147651 |

Table 9.2.3.1 (part 4 of 5): links in example A53

| | <i>k</i> | <i>l</i> | <i>m</i> | <i>n</i> | <i>o</i> | $N[\{l,m,n,o\};k]$ | $N[\{k,m,n,o\};l]$ | $N[\{k,l,n,o\};m]$ | $N[\{k,l,m,o\};n]$ | $N[\{k,l,m,n\};o]$ |
|-----|----------|----------|----------|----------|----------|--------------------|--------------------|--------------------|--------------------|--------------------|
| 201 | <i>c</i> | <i>d</i> | <i>e</i> | <i>g</i> | <i>h</i> | 100.335570 | 88.501119 | 95.190157 | 77.953020 | 98.020134 |
| 202 | <i>c</i> | <i>d</i> | <i>e</i> | <i>g</i> | <i>i</i> | 98.684211 | 87.894737 | 94.210526 | 78.157895 | 101.052632 |
| 203 | <i>c</i> | <i>d</i> | <i>e</i> | <i>g</i> | <i>j</i> | 104.867841 | 97.268722 | 102.081498 | 87.643172 | 68.138767 |
| 204 | <i>c</i> | <i>d</i> | <i>e</i> | <i>h</i> | <i>i</i> | 95.293427 | 81.525822 | 91.514085 | 93.943662 | 97.723005 |
| 205 | <i>c</i> | <i>d</i> | <i>e</i> | <i>h</i> | <i>j</i> | 102.165179 | 91.640625 | 98.571429 | 105.758929 | 61.863839 |
| 206 | <i>c</i> | <i>d</i> | <i>e</i> | <i>i</i> | <i>j</i> | 102.393736 | 91.588367 | 99.563758 | 105.738255 | 60.715884 |
| 207 | <i>c</i> | <i>d</i> | <i>f</i> | <i>g</i> | <i>h</i> | 102.733333 | 90.977778 | 88.677778 | 79.222222 | 98.388889 |
| 208 | <i>c</i> | <i>d</i> | <i>f</i> | <i>g</i> | <i>i</i> | 100.981941 | 89.559819 | 88.106552 | 79.954853 | 101.396834 |
| 209 | <i>c</i> | <i>d</i> | <i>f</i> | <i>g</i> | <i>j</i> | 105.142857 | 98.318681 | 97.560440 | 88.461538 | 70.516484 |
| 210 | <i>c</i> | <i>d</i> | <i>f</i> | <i>h</i> | <i>i</i> | 97.205543 | 83.660508 | 85.519630 | 94.815242 | 98.799076 |
| 211 | <i>c</i> | <i>d</i> | <i>f</i> | <i>h</i> | <i>j</i> | 102.881166 | 92.051570 | 93.598655 | 105.201794 | 66.266816 |
| 212 | <i>c</i> | <i>d</i> | <i>f</i> | <i>i</i> | <i>j</i> | 102.651007 | 92.617450 | 94.418345 | 105.480984 | 64.832215 |
| 213 | <i>c</i> | <i>d</i> | <i>g</i> | <i>h</i> | <i>i</i> | 99.200450 | 88.322072 | 75.889640 | 95.833333 | 100.754505 |
| 214 | <i>c</i> | <i>d</i> | <i>g</i> | <i>h</i> | <i>j</i> | 103.780488 | 96.385809 | 84.656319 | 107.350333 | 67.827051 |
| 215 | <i>c</i> | <i>d</i> | <i>g</i> | <i>i</i> | <i>j</i> | 104.314159 | 96.426991 | 86.250000 | 106.603982 | 66.404867 |
| 216 | <i>c</i> | <i>d</i> | <i>h</i> | <i>i</i> | <i>j</i> | 101.076233 | 90.246637 | 104.428251 | 103.654709 | 60.594170 |
| 217 | <i>c</i> | <i>e</i> | <i>f</i> | <i>g</i> | <i>h</i> | 101.531532 | 94.279279 | 86.509009 | 78.738739 | 98.941441 |
| 218 | <i>c</i> | <i>e</i> | <i>f</i> | <i>g</i> | <i>i</i> | 100.459770 | 92.793103 | 85.761385 | 78.517241 | 102.468500 |
| 219 | <i>c</i> | <i>e</i> | <i>f</i> | <i>g</i> | <i>j</i> | 104.890110 | 101.098901 | 97.054945 | 88.208791 | 68.747253 |
| 220 | <i>c</i> | <i>e</i> | <i>f</i> | <i>h</i> | <i>i</i> | 96.156627 | 88.674699 | 81.192771 | 95.602410 | 98.373494 |
| 221 | <i>c</i> | <i>e</i> | <i>f</i> | <i>h</i> | <i>j</i> | 102.482993 | 97.006803 | 91.791383 | 106.133787 | 62.585034 |
| 222 | <i>c</i> | <i>e</i> | <i>f</i> | <i>i</i> | <i>j</i> | 101.902050 | 98.234624 | 92.209567 | 106.093394 | 61.560364 |
| 223 | <i>c</i> | <i>e</i> | <i>g</i> | <i>h</i> | <i>i</i> | 99.438073 | 90.470183 | 74.380734 | 95.745413 | 99.965596 |
| 224 | <i>c</i> | <i>e</i> | <i>g</i> | <i>h</i> | <i>j</i> | 104.011111 | 99.411111 | 84.077778 | 107.588889 | 64.911111 |
| 225 | <i>c</i> | <i>e</i> | <i>g</i> | <i>i</i> | <i>j</i> | 104.059735 | 100.243363 | 85.486726 | 106.858407 | 63.351770 |
| 226 | <i>c</i> | <i>e</i> | <i>h</i> | <i>i</i> | <i>j</i> | 100.559361 | 95.570776 | 104.497717 | 103.710046 | 55.662100 |
| 227 | <i>c</i> | <i>f</i> | <i>g</i> | <i>h</i> | <i>i</i> | 100.821918 | 85.593607 | 76.141553 | 96.883562 | 100.559361 |
| 228 | <i>c</i> | <i>f</i> | <i>g</i> | <i>h</i> | <i>j</i> | 104.314159 | 94.391593 | 84.723451 | 107.621681 | 68.949115 |
| 229 | <i>c</i> | <i>f</i> | <i>g</i> | <i>i</i> | <i>j</i> | 104.314159 | 95.409292 | 86.504425 | 106.858407 | 66.913717 |
| 230 | <i>c</i> | <i>f</i> | <i>h</i> | <i>i</i> | <i>j</i> | 100.526316 | 90.526316 | 105.000000 | 103.947368 | 60.000000 |
| 231 | <i>c</i> | <i>g</i> | <i>h</i> | <i>i</i> | <i>j</i> | 102.935268 | 81.886161 | 106.785714 | 104.988839 | 63.404018 |
| 232 | <i>d</i> | <i>e</i> | <i>f</i> | <i>g</i> | <i>h</i> | 91.233333 | 97.366667 | 89.955556 | 80.755556 | 100.688889 |
| 233 | <i>d</i> | <i>e</i> | <i>f</i> | <i>g</i> | <i>i</i> | 91.073826 | 94.932886 | 90.148104 | 80.525727 | 103.319458 |
| 234 | <i>d</i> | <i>e</i> | <i>f</i> | <i>g</i> | <i>j</i> | 98.355263 | 101.381579 | 98.607456 | 89.024123 | 72.631579 |
| 235 | <i>d</i> | <i>e</i> | <i>f</i> | <i>h</i> | <i>i</i> | 83.926097 | 92.690531 | 86.050808 | 96.674365 | 100.658199 |
| 236 | <i>d</i> | <i>e</i> | <i>f</i> | <i>h</i> | <i>j</i> | 93.082960 | 98.755605 | 93.856502 | 105.717489 | 68.587444 |
| 237 | <i>d</i> | <i>e</i> | <i>f</i> | <i>i</i> | <i>j</i> | 93.082960 | 100.044843 | 94.114350 | 107.006726 | 65.751121 |
| 238 | <i>d</i> | <i>e</i> | <i>g</i> | <i>h</i> | <i>i</i> | 88.640449 | 95.101124 | 76.235955 | 98.202247 | 101.820225 |
| 239 | <i>d</i> | <i>e</i> | <i>g</i> | <i>h</i> | <i>j</i> | 95.918142 | 100.243363 | 85.741150 | 108.639381 | 69.457965 |
| 240 | <i>d</i> | <i>e</i> | <i>g</i> | <i>i</i> | <i>j</i> | 96.508811 | 100.814978 | 86.883260 | 107.907489 | 67.885463 |
| 241 | <i>d</i> | <i>e</i> | <i>h</i> | <i>i</i> | <i>j</i> | 90.394144 | 97.646396 | 104.380631 | 105.416667 | 62.162162 |
| 242 | <i>d</i> | <i>f</i> | <i>g</i> | <i>h</i> | <i>i</i> | 89.587054 | 90.100446 | 78.805804 | 98.828125 | 102.678571 |
| 243 | <i>d</i> | <i>f</i> | <i>g</i> | <i>h</i> | <i>j</i> | 95.960265 | 96.214128 | 86.567329 | 107.891832 | 73.366446 |
| 244 | <i>d</i> | <i>f</i> | <i>g</i> | <i>i</i> | <i>j</i> | 97.015419 | 96.762115 | 87.389868 | 107.907489 | 70.925110 |
| 245 | <i>d</i> | <i>f</i> | <i>h</i> | <i>i</i> | <i>j</i> | 91.171171 | 92.725225 | 103.862613 | 105.934685 | 66.306306 |
| 246 | <i>d</i> | <i>g</i> | <i>h</i> | <i>i</i> | <i>j</i> | 94.600887 | 83.891353 | 106.585366 | 106.330377 | 68.592018 |
| 247 | <i>e</i> | <i>f</i> | <i>g</i> | <i>h</i> | <i>i</i> | 93.568182 | 88.079545 | 76.840909 | 99.318182 | 102.193182 |
| 248 | <i>e</i> | <i>f</i> | <i>g</i> | <i>h</i> | <i>j</i> | 99.700665 | 95.620843 | 85.676275 | 108.625277 | 70.376940 |
| 249 | <i>e</i> | <i>f</i> | <i>g</i> | <i>i</i> | <i>j</i> | 100.243363 | 96.426991 | 86.758850 | 107.876106 | 68.694690 |
| 250 | <i>e</i> | <i>f</i> | <i>h</i> | <i>i</i> | <i>j</i> | 95.745413 | 90.733945 | 105.240826 | 106.032110 | 62.247706 |
| 251 | <i>e</i> | <i>g</i> | <i>h</i> | <i>i</i> | <i>j</i> | 98.058036 | 83.169643 | 107.555804 | 106.272321 | 64.944196 |
| 252 | <i>f</i> | <i>g</i> | <i>h</i> | <i>i</i> | <i>j</i> | 93.131991 | 83.355705 | 107.539150 | 106.767338 | 69.205817 |

Table 9.2.3.1 (part 5 of 5): links in example A53

9.3. Condorcet Criterion for Multi-Winner Elections

In this section, we will propose a generalization of the Condorcet criterion to multi-winner elections. The Condorcet criterion for single-winner elections (section 4.7) is important because, when there is a Condorcet winner $b \in A$, then it is still a Condorcet winner when alternatives $a_1, \dots, a_n \in A \setminus \{b\}$ are removed. So an alternative $b \in A$ doesn't owe his property of being a Condorcet winner to the presence of some other alternatives. Therefore, when we declare a Condorcet winner $b \in A$ elected whenever a Condorcet winner exists, we know that no other alternatives $a_1, \dots, a_n \in A \setminus \{b\}$ have changed the result of the election without being elected.

Therefore, a generalization of the Condorcet criterion to multi-winner elections should have the following properties:

- It should not be possible that there are more than M Condorcet winners (where M is the number of seats). This property is important because the Condorcet winners will later be declared the winners.
- Suppose $b \in A$ is a Condorcet winner. Then it should still be a Condorcet winner when alternatives $a_1, \dots, a_n \in A \setminus \{b\}$ are removed.
- The requirement for being a Condorcet winner should be as weak as possible so that there are as many Condorcet winners as possible.

We propose the following generalization:

(9.3.1) In multi-winner elections, a *Condorcet winner* is an alternative $b \in A$ that wins in every $(M+1)$ -way contest. Suppose $S_{M|B}$ (with $\emptyset \neq S_{M|B} \subseteq A_M$) is the set of potential winning sets when the used method to fill M seats is applied to the set B (with $\emptyset \neq B \subseteq A$ and $|B| > M$). Then we get:

(9.3.1a) $b \in A$ is a *Condorcet winner* : \Leftrightarrow

$$\forall \emptyset \neq B \subseteq A \text{ with } b \in B \text{ and } |B| = (M+1) \forall \mathfrak{A} \in S_{M|B}: b \in \mathfrak{A}.$$

The *Condorcet criterion* says that, when there is a Condorcet winner, then it should also be a winner overall. In short:

(9.3.1b) $b \in A$ is a Condorcet winner. $\Rightarrow (\forall \mathfrak{A} \in S_M: b \in \mathfrak{A})$

When $>_D$ satisfies (2.1.5) then for $M = 1$:

- (9.3.1a) is identical to (4.7.6) and (4.11.1.1).
- (9.3.1b) is identical to (4.7.7)(i).

(9.3.2) In multi-winner elections, a *weak Condorcet winner* is an alternative $b \in A$ that wins or is tied for winning/losing in every $(M+1)$ -way contest. In short:

(9.3.2a) $b \in A$ is a *weak Condorcet winner* : \Leftrightarrow

$$\forall \emptyset \neq B \subseteq A \text{ with } b \in B \text{ and } |B| = (M+1) \exists \mathfrak{A} \in \mathcal{S}_{M|B}: b \in \mathfrak{A}.$$

A weak Condorcet winner should win or be tied for winning/losing overall. In short:

(9.3.2b) $b \in A$ is a weak Condorcet winner. $\Rightarrow (\exists \mathfrak{A} \in \mathcal{S}_M: b \in \mathfrak{A}.)$

When \succ_D satisfies (2.1.4) and (2.1.5) then for $M = 1$:

- (9.3.2a) is identical to (4.11.1.2).
- (9.3.2b) is identical to (4.11.1.6).

(9.3.3) In multi-winner elections, A *Condorcet loser* is an alternative $b \in A$ that loses in every $(M+1)$ -way contest. In short:

(9.3.3a) $b \in A$ is a *Condorcet loser* : \Leftrightarrow

$$\forall \emptyset \neq B \subseteq A \text{ with } b \in B \text{ and } |B| = (M+1) \forall \mathfrak{A} \in \mathcal{S}_{M|B}: b \notin \mathfrak{A}.$$

A Condorcet loser should be a loser overall. In short:

(9.3.3b) $b \in A$ is a Condorcet loser. $\Rightarrow (\forall \mathfrak{A} \in \mathcal{S}_M: b \notin \mathfrak{A}.)$

When \succ_D satisfies (2.1.5) then for $M = 1$:

- (9.3.3a) is identical to (4.7.8) and (4.11.2.1).
- (9.3.3b) is identical to (4.7.9)(i).

(9.3.4) In multi-winner elections, a *weak Condorcet loser* is an alternative $b \in A$ that loses or is tied for winning/losing in every $(M+1)$ -way contest. In short:

(9.3.4a) $b \in A$ is a *weak Condorcet loser* : \Leftrightarrow

$$\forall \emptyset \neq B \subseteq A \text{ with } b \in B \text{ and } |B| = (M+1) \exists \mathfrak{A} \in \mathcal{S}_{M|B}: b \notin \mathfrak{A}.$$

A weak Condorcet loser should lose or be tied for winning/losing overall. In short:

(9.3.4b) $b \in A$ is a weak Condorcet loser. $\Rightarrow (\exists \mathfrak{A} \in \mathcal{S}_M: b \notin \mathfrak{A}.)$

When \succ_D satisfies (2.1.4) and (2.1.5) then for $M = 1$:

- (9.3.4a) is identical to (4.11.2.2).
- (9.3.4b) is identical to (4.11.2.9).

It is important to keep in mind that, in multi-winner elections, the terms "Condorcet winner", "weak Condorcet winner", "Condorcet loser", and "weak Condorcet loser" always refer to the specific election method. For example, plurality-at-large will lead to different Condorcet winners than an STV method. So in multi-winner elections, the Condorcet criterion rather refers to the inner logic of the specific election method than to alternatives that must be elected regardless of the election method used.

If $>_{D_2}$ satisfies (2.1.4) and (2.1.5), then we get for Schulze STV:

$$(9.3.5) \quad b \in A \text{ is a Condorcet winner} \Leftrightarrow \\ \forall \{a_1, \dots, a_M\} \subseteq A \setminus \{b\} \exists a_i \in \{a_1, \dots, a_M\}: \\ N[\{a_1, \dots, a_M\}; b] < N[(\{a_1, \dots, a_M, b\} \setminus \{a_i\}); a_i].$$

$$(9.3.6) \quad b \in A \text{ is a weak Condorcet winner} \Leftrightarrow \\ \forall \{a_1, \dots, a_M\} \subseteq A \setminus \{b\} \exists a_i \in \{a_1, \dots, a_M\}: \\ N[\{a_1, \dots, a_M\}; b] \leq N[(\{a_1, \dots, a_M, b\} \setminus \{a_i\}); a_i].$$

$$(9.3.7) \quad b \in A \text{ is a Condorcet loser} \Leftrightarrow \\ \forall \{a_1, \dots, a_M\} \subseteq A \setminus \{b\} \forall a_i \in \{a_1, \dots, a_M\}: \\ N[\{a_1, \dots, a_M\}; b] > N[(\{a_1, \dots, a_M, b\} \setminus \{a_i\}); a_i].$$

$$(9.3.8) \quad b \in A \text{ is a weak Condorcet loser} \Leftrightarrow \\ \forall \{a_1, \dots, a_M\} \subseteq A \setminus \{b\} \forall a_i \in \{a_1, \dots, a_M\}: \\ N[\{a_1, \dots, a_M\}; b] \geq N[(\{a_1, \dots, a_M, b\} \setminus \{a_i\}); a_i].$$

In example A53, the alternatives a , g , and j win in every 5-way contest; therefore, these alternatives should also win overall. The alternative d is tied for winning in one case (line 27) and wins in every other case; therefore, this alternative should win or be tied for winning/losing overall.

While there can be up to M Condorcet winners, there cannot be more than one Condorcet loser.

Claim:

If $>_{D_2}$ satisfies (2.1.5), then Schulze STV, as defined in section 9.1, satisfies the Condorcet criterion for multi-winner elections, as defined in (9.3.1).

Proof:

Suppose alternative $b \in A$ is a Condorcet winner. Suppose $\{a_1, \dots, a_M\} \subseteq A \setminus \{b\}$.

We apply Schulze STV, as defined in section 9.1, on $\{a_1, \dots, a_M, b\}$. Suppose $c \in \{a_1, \dots, a_M, b\}$ is an alternative with maximum $N[(\{a_1, \dots, a_M, b\} \setminus \{c\}); c]$. Then $(N[(\{a_1, \dots, a_M, b\} \setminus \{c\}); c], N[\{a_1, \dots, a_M\}; b])$ is a win. With (9.3.5), we get that alternative c cannot be identical to alternative b . Therefore, the link $(\{a_1, \dots, a_M, b\} \setminus \{c\}) \rightarrow \{a_1, \dots, a_M\}$ is a path from $(\{a_1, \dots, a_M, b\} \setminus \{c\})$ to $\{a_1, \dots, a_M\}$ that contains only wins.

On the other side, there cannot be a path from $\{a_1, \dots, a_M\}$ to $(\{a_1, \dots, a_M, b\} \setminus \{c\})$ that contains only wins because any path from $\{a_1, \dots, a_M\}$ to $(\{a_1, \dots, a_M, b\} \setminus \{c\})$ must contain a link from a set $\mathcal{U}(i)$ with $b \notin \mathcal{U}(i)$ to a set $\mathcal{U}(i+1)$ with $b \in \mathcal{U}(i+1)$. But because of the definition of Condorcet winners, the link $\mathcal{U}(i) \rightarrow \mathcal{U}(i+1)$ must be a tie or a defeat.

With (2.1.5), we get that every path that contains only wins is stronger than every path that contains a tie or a defeat.

Therefore, every set $\{a_1, \dots, a_M\}$, that does not contain alternative b , is disqualified by some set that contains alternative b . \square

The proofs that Schulze STV satisfies (9.3.2b), (9.3.2c), and (9.3.2d) are analogue to the proofs for (4.11.1.6), (4.11.2.9), and (9.3.2a).

In a similar manner, we can generalize the Smith criterion (section 4.7) to multi-winner elections.

Definition:

A multi-winner election method, where M is the number of seats, satisfies the *Smith criterion for multi-winner elections*, if the following holds:

Suppose $\emptyset \neq B \subsetneq A$. Suppose $x \in \mathbb{N}$ with $1 \leq x \leq |B|$ and $x \leq M$.

(9.3.9) Suppose, for every $y \in \mathbb{N}$ with $1 \leq y \leq x$, we have: In every $(M+1)$ -contest between y alternatives of the set B and $M+1-y$ alternatives of $A \setminus B$ each of the alternatives of the set B is in every potential winning set.

Then every potential winning set contains at least x alternatives of the set B .

In short, a multi-winner election method, where M is the number of seats, satisfies the *Smith criterion for multi-winner elections*, if the following holds:

$\forall \emptyset \neq B \subsetneq A \forall x \in \mathbb{N}$ with $1 \leq x \leq |B|$ and $x \leq M$:

$((\forall y \in \mathbb{N}$ with $1 \leq y \leq x$

$\forall \emptyset \neq \tilde{A} \subseteq A$ with $|\tilde{A}| = (M+1)$ and $|\tilde{A} \cap B| = y$

$\forall \mathcal{A} \in \mathcal{S}_{M|\tilde{A}}: |\mathcal{A} \cap B| = y.)$

$\Rightarrow (\forall \mathcal{A} \in \mathcal{S}_M: |\mathcal{A} \cap B| \geq x.))$

Example 9.3.10:

Suppose $M = 10$ and $x = 6$.

Then the Smith criterion for multi-winner elections has the following form:

Suppose all of the following conditions are satisfied:

$\emptyset \neq B \subsetneq A$ consists of at least $x = 6$ candidates.

($y = 1$): Whenever exactly $y = 1$ candidate of the set B and exactly $M + 1 - y = 10$ candidates of $A \setminus B$ are running, the candidate of the set B is in every potential winning set.

($y = 2$): Whenever exactly $y = 2$ candidate of the set B and exactly $M + 1 - y = 9$ candidates of $A \setminus B$ are running, the candidates of the set B are in every potential winning set.

($y = 3$): Whenever exactly $y = 3$ candidate of the set B and exactly $M + 1 - y = 8$ candidates of $A \setminus B$ are running, the candidates of the set B are in every potential winning set.

($y = 4$): Whenever exactly $y = 4$ candidate of the set B and exactly $M + 1 - y = 7$ candidates of $A \setminus B$ are running, the candidates of the set B are in every potential winning set.

($y = 5$): Whenever exactly $y = 5$ candidate of the set B and exactly $M + 1 - y = 6$ candidates of $A \setminus B$ are running, the candidates of the set B are in every potential winning set.

($y = 6$): Whenever exactly $y = 6$ candidate of the set B and exactly $M + 1 - y = 5$ candidates of $A \setminus B$ are running, the candidates of the set B are in every potential winning set.

Then when the used election method is applied on A , every potential winning set must contain at least $x = 6$ candidates of the set B .

Conditions ($y = 1$) to ($y = 5$) seem to be superfluous. Condition ($y = 6$) seems to be sufficient to guarantee that the set B should get at least $x = 6$ seats. However, the following example 9.3.11 shows that, when we drop the conditions $y = 1, \dots, (x - 1)$, then the resulting criterion is not satisfiable anymore.

Example 9.3.11:

Suppose $M = 2$ and $x = 2$.

Then the Smith criterion for multi-winner elections has the following form:

Suppose

- (1) $\emptyset \neq B \subsetneq A$ consists of at least $x = 2$ candidates.
- (2) Whenever exactly one candidate of the set B and exactly two candidates of $A \setminus B$ are running, the candidate of the set B is in every potential winning set.
- (3) Whenever exactly two candidates of the set B and exactly one candidates of $A \setminus B$ are running, both candidates of the set B are in every potential winning set.

Then when the used election method is applied on A , every potential winning set must contain at least $x = 2$ candidates of the set B .

Condition 2 seems to be superfluous. Conditions 1 and 3 seem to be sufficient to guarantee that the set B should get at least 2 seats. However, the following example shows that, when we drop condition 2, then there can be more than one set such that both winners must come from set B_1 and, simultaneously, both winners must come from set B_2 with $B_1 \cap B_2 = \emptyset$. In the following example, we have $B_1 = \{a, b\}$ and $B_2 = \{c, d\}$.

The following example has been proposed by I.D. Hill (1995).

There are $N = 54$ voters and $C = 4$ alternatives for $M = 2$ seats:

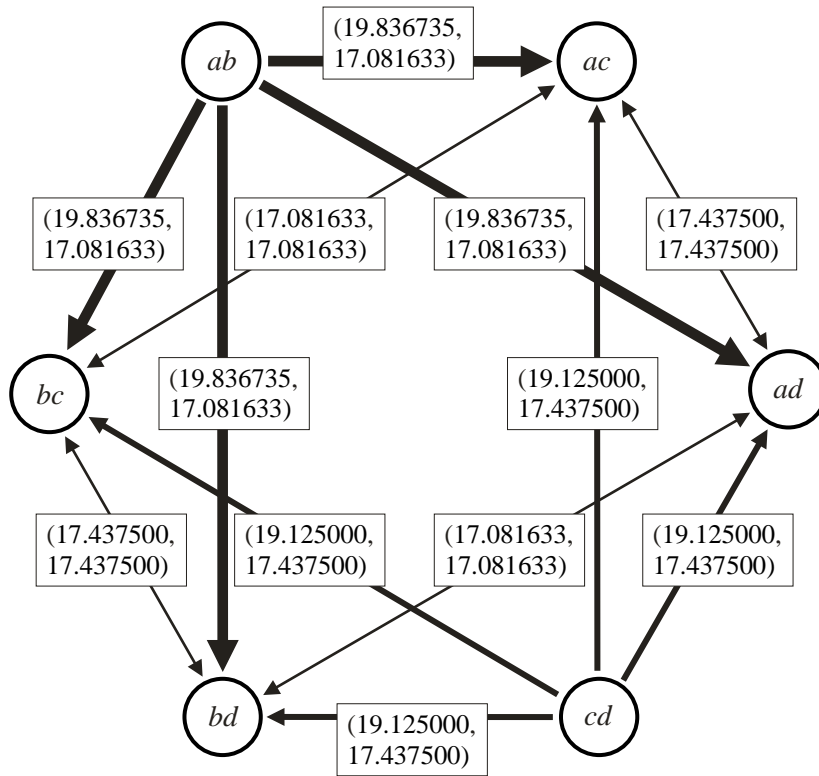
| | a | b | c | d |
|----|-----|-----|-----|-----|
| 1 | 1 | - | - | - |
| 2 | 1 | - | - | - |
| 3 | 1 | - | - | - |
| 4 | 1 | - | - | - |
| 5 | 1 | - | - | - |
| 6 | 1 | - | - | - |
| 7 | - | 1 | - | - |
| 8 | - | 1 | - | - |
| 9 | - | 1 | - | - |
| 10 | - | 1 | - | - |
| 11 | - | 1 | - | - |
| 12 | - | 1 | - | - |
| 13 | - | - | 1 | - |
| 14 | - | - | 1 | - |
| 15 | - | - | 1 | - |
| 16 | - | - | 1 | - |
| 17 | - | - | 1 | - |
| 18 | - | - | - | 1 |
| 19 | - | - | - | 1 |
| 20 | - | - | - | 1 |
| 21 | - | - | - | 1 |
| 22 | - | - | - | 1 |
| 23 | 2 | - | - | 1 |
| 24 | 2 | - | - | 1 |
| 25 | 2 | - | - | 1 |
| 26 | 2 | - | - | 1 |
| 27 | - | 2 | - | 1 |

| | a | b | c | d |
|----|-----|-----|-----|-----|
| 28 | - | 2 | - | 1 |
| 29 | - | 2 | - | 1 |
| 30 | - | 2 | - | 1 |
| 31 | 2 | - | 1 | - |
| 32 | 2 | - | 1 | - |
| 33 | 2 | - | 1 | - |
| 34 | 2 | - | 1 | - |
| 35 | - | 2 | 1 | - |
| 36 | - | 2 | 1 | - |
| 37 | - | 2 | 1 | - |
| 38 | - | 2 | 1 | - |
| 39 | - | 1 | 2 | - |
| 40 | - | 1 | 2 | - |
| 41 | - | 1 | 2 | - |
| 42 | - | 1 | 2 | - |
| 43 | - | 1 | - | 2 |
| 44 | - | 1 | - | 2 |
| 45 | - | 1 | - | 2 |
| 46 | - | 1 | - | 2 |
| 47 | 1 | - | 2 | - |
| 48 | 1 | - | 2 | - |
| 49 | 1 | - | 2 | - |
| 50 | 1 | - | 2 | - |
| 51 | 1 | - | - | 2 |
| 52 | 1 | - | - | 2 |
| 53 | 1 | - | - | 2 |
| 54 | 1 | - | - | 2 |

The links are:

| | k | l | m | $N[\{l,m\};k]$ | $N[\{k,m\};l]$ | $N[\{k,l\};m]$ |
|---|-----|-----|-----|-------------------------|----------------|-------------------------|
| 1 | a | b | c | 17.081633 | 17.081633 | <u>19.836735</u> |
| 2 | a | b | d | 17.081633 | 17.081633 | <u>19.836735</u> |
| 3 | a | c | d | <u>19.125000</u> | 17.437500 | 17.437500 |
| 4 | b | c | d | <u>19.125000</u> | 17.437500 | 17.437500 |

The corresponding digraph looks as follows:



When $\{a,b,c\}$ are running, the unique winning set is $\{a,b\}$.

When $\{a,b,d\}$ are running, the unique winning set is $\{a,b\}$.

When $\{a,c,d\}$ are running, the unique winning set is $\{c,d\}$.

When $\{b,c,d\}$ are running, the unique winning set is $\{c,d\}$.

In the example above, alternatives a and b are winners whenever they and exactly one other alternative are running. Furthermore, alternatives c and d are winners whenever they and exactly one other alternative are running. The Smith criterion for multi-winner elections says that at least one alternative of the set $\{a,c\}$ must be elected, at least one alternative of the set $\{b,c\}$ must be elected, at least one alternative of the set $\{a,d\}$ must be elected, and at least one alternative of the set $\{b,d\}$ must be elected. So the Smith criterion for multi-winner elections says that either the set $\{a,b\}$ or the set $\{c,d\}$ must be the winner.

So example 9.3.11 shows that, for a set of M alternatives to be the unique winning set, it is not sufficient to win every contest between itself and some other set of M alternatives that differs in exactly one alternative.

Claim:

If \succ_{D2} satisfies (2.1.5), then Schulze STV, as defined in section 9.1, satisfies the Smith criterion for multi-winner elections.

Proof (overview):

The proof that Schulze STV satisfies the Smith criterion for multi-winner elections is analogous to the proof that Schulze STV satisfies the Condorcet criterion for multi-winner elections.

Part 1: Suppose $z \in \mathbb{N}_0$ with $0 \leq z < x$. Suppose $\{a_1, \dots, a_{(M-z)}, b_1, \dots, b_z\}$ is a set of $M-z$ alternatives $a_1, \dots, a_{(M-z)} \in A \setminus B$ and z alternatives $b_1, \dots, b_z \in B$. Suppose $b_{(z+1)} \in B \setminus \{b_1, \dots, b_z\}$ is an arbitrarily chosen alternative. Suppose $c \in \{a_1, \dots, a_{(M-z)}, b_1, \dots, b_z, b_{(z+1)}\}$ is an alternative with maximum $N[(\{a_1, \dots, a_{(M-z)}, b_1, \dots, b_z, b_{(z+1)}\} \setminus \{c\}); c]$. Then $(N[(\{a_1, \dots, a_{(M-z)}, b_1, \dots, b_z, b_{(z+1)}\} \setminus \{c\}); c], N[\{a_1, \dots, a_{(M-z)}, b_1, \dots, b_z, b_{(z+1)}\}; b_{(z+1)}])$ is a win. With (9.3.9), we get $c \notin \{b_1, \dots, b_z, b_{(z+1)}\}$. Therefore, the link $(\{a_1, \dots, a_{(M-z)}, b_1, \dots, b_z, b_{(z+1)}\} \setminus \{c\}) \rightarrow \{a_1, \dots, a_{(M-z)}, b_1, \dots, b_z\}$ is a path from $(\{a_1, \dots, a_{(M-z)}, b_1, \dots, b_z, b_{(z+1)}\} \setminus \{c\})$ to $\{a_1, \dots, a_{(M-z)}, b_1, \dots, b_z\}$ that contains only wins.

On the other side, there cannot be a path from $\{a_1, \dots, a_{(M-z)}, b_1, \dots, b_z\}$ to $(\{a_1, \dots, a_{(M-z)}, b_1, \dots, b_z, b_{(z+1)}\} \setminus \{c\})$ that contains only wins because any path from $\{a_1, \dots, a_{(M-z)}, b_1, \dots, b_z\}$ to $(\{a_1, \dots, a_{(M-z)}, b_1, \dots, b_z, b_{(z+1)}\} \setminus \{c\})$ must contain a link from a set $\mathcal{U}(i)$ with z alternatives from the set B to a set $\mathcal{U}(i+1)$ with $z+1$ alternatives from the set B . But with (9.3.9), we get that the link $\mathcal{U}(i) \rightarrow \mathcal{U}(i+1)$ must be a tie or a defeat.

With (2.1.5), we get that every path that contains only wins is stronger than every path that contains a tie or a defeat.

Therefore, every set $\{a_1, \dots, a_{(M-z)}, b_1, \dots, b_z\}$, that contains only z alternatives from the set B is disqualified by some set that contains $z+1$ alternatives from the set B .

Part 2: Part 1 is applied to $z := 0, \dots, (x-1)$. As indirect defeats are transitive (section 4.1), we get that every set with less than x alternatives from the set B is disqualified by some set with x alternatives from the set B . \square

The Smith criterion for multi-winner elections implies the Condorcet criterion for multi-winner elections. We get the Condorcet criterion for multi-winner elections when we restrict the Smith criterion for multi-winner elections to sets with exactly one alternative.

In example A53, the Smith criterion for multi-winner elections implies that at least one winner must come from the set $\{d, f\}$ because, whenever exactly one alternative from the set $\{d, f\}$ and exactly four alternatives from $A \setminus \{d, f\}$ are running, the alternative from $\{d, f\}$ is a winner of Schulze STV.

9.4. Proportionality

Definition (Dummett-Droop Proportionality):

A preferential multi-winner election method satisfies *Dummett-Droop proportionality* (DDP) if the following holds for every $\emptyset \neq B \subsetneq A$ and for every $x \in \mathbb{N}$ with $x \leq |B|$:

Suppose that strictly more than $x \cdot N / (M+1)$ voters strictly prefer every alternative in B to every other alternative. In other words:

$$\left\| \{ v \in V \mid \forall a \in B \forall b \notin B: a \succ_v b \} \right\| > x \cdot N / (M+1).$$

Then at least x alternatives of set B must be elected.

It has been proposed by Droop (1881) that an alternative should be elected as soon as it has received more than $N / (M+1)$ votes. This idea has been generalized by Dummett to sets of alternatives (Dummett, 1984; Schulze, 2002). Today, DDP is considered a necessary and sufficient criterion for every preferential multi-winner election method to qualify as an STV method.

Claim:

Schulze STV, as defined in section 9.1, satisfies Dummett-Droop proportionality.

Proof (overview):

The proof is very similar to the proof that Schulze STV satisfies the Smith criterion for multi-winner elections (section 9.3). Therefore, we give only an overview.

Step 1: We prove that Schulze STV satisfies DDP when there are M seats and $C = M + 1$ alternatives. This step is trivial because, in the $C = M + 1$ case, we simply calculate $N[(\{a_1, \dots, a_{(M+1)}\} \setminus \{a_i\}); a_i]$ for every $i \in \{1, \dots, (M+1)\}$ and eliminate the alternative i with maximum $N[(\{a_1, \dots, a_{(M+1)}\} \setminus \{a_i\}); a_i]$.

Step 2: DDP leads to constraints of the form “ $abcdef(k)$ ”, saying that at least k alternatives of the set $\{a, b, c, d, e, f\}$ must be elected according to DDP. See the column “Dummett” in table 10.4.1.

Suppose $\mathcal{A} \in A_M$ violates DDP. Then there is a DDP constraint $abcdef(k)$, such that \mathcal{A} contains only j alternatives of the set $\{a, b, c, d, e, f\}$ with $j < k$.

We then prove that there is a $\mathcal{B} \in A_M \setminus \{\mathcal{A}\}$ such that there is a path from \mathcal{B} to \mathcal{A} that contains only wins. We choose \mathcal{B} as follows: We take an arbitrarily chosen alternative g from the set $\{a, b, c, d, e, f\}$ that is not in \mathcal{A} ; we then apply Schulze STV to $(\mathcal{A} \cup \{g\})$; the resulting winning set is then the set \mathcal{B} ; the link $\mathcal{B} \rightarrow \mathcal{A}$ is then a path from \mathcal{B} to \mathcal{A} that contains only wins.

Step 3: We prove that there cannot be a path from \mathcal{A} to \mathcal{B} that contains only wins because such a path would necessarily contain a link $\mathcal{C}(i) \rightarrow \mathcal{C}(i+1)$ where $\mathcal{C}(i)$ contains only j alternatives of the set $\{a, b, c, d, e, f\}$ and $\mathcal{C}(i+1)$

contains $j + 1$ alternatives of the set $\{a, b, c, d, e, f\}$. But as Schulze STV satisfies DDP in the $C = M + 1$ case, the link $\mathcal{C}(i) \rightarrow \mathcal{C}(i+1)$ must be a tie or a defeat.

As path defeats are transitive, there must be a $\mathfrak{X} \in A_M$ that is not disqualified by some other $\mathfrak{Y} \in A_M \setminus \{\mathfrak{X}\}$. As every $\mathfrak{A} \in A_M$ that violates DDP is disqualified by some other $\mathfrak{B} \in A_M \setminus \{\mathfrak{A}\}$, this \mathfrak{X} must satisfy DDP. \square

10. Proportional Ranking

When proportional representation by party lists is being used, then each party has to submit in advance a linear order of its candidates without knowing how many seats it will win. Frequently, the parties are interested that — however many candidates are elected — the elected candidates reflect the strengths of the different party wings in a manner as proportional as possible (Otten, 1998, 2000; Rosenstiel, 1998; Warren, 1999; Skowron, 2017). We will call a linear order with this property a *proportional ranking*. The two most important approaches to produce a proportional ranking are the *bottom-up* approach (Rosenstiel, 1998) and the *top-down* approach (Otten, 1998, 2000).

The *bottom-up* approach says that we start with the situation where all C candidates are elected. Then, for $k = C$ to 2, we ask which candidate can be eliminated (without changing who is already eliminated) so that the distortion of the proportionality of the remaining candidates is as small as possible; the newly eliminated candidate then gets the k -th place of this party list.

The *top-down* approach says that we use a single-winner election method to fill the first place of this party list. Then, for $k = 2$ to C , we ask which candidate can be added to the already elected candidates (without changing who is already elected) so that the distortion of the proportionality is as small as possible; the newly added candidate then gets the k -th place of this party list.

I prefer the top-down approach to the bottom-up approach, because the bottom-up approach starts with the lowest and, therefore, (as the number of candidates is usually significantly larger than the number of seats this party can realistically hope to win) least important places so that slight fluctuations in the filling of the lowest places can have an enormous impact on the filling of the best places. Therefore, in this paper we presume that the top-down approach is being used.

In section 10.1, we will propose a new proportional ranking method. In sections 10.2 and 10.4, we will apply this method to the examples of Tideman’s database. The proposed proportional ranking method is based on the following idea:

- Suppose $a_1, \dots, a_{(k-1)} \in A$ are already elected.
- Suppose there are candidates $\emptyset \neq \{b_1, \dots, b_z\} \subseteq A \setminus \{a_1, \dots, a_{(k-1)}\}$ such that, whenever some candidate $b_j \in \{b_1, \dots, b_z\}$ is added to $\{a_1, \dots, a_{(k-1)}\}$, then choosing the set $\{a_1, \dots, a_{(k-1)}, b_j\}$ is compatible to the Smith criterion for k -winner elections (section 9.3).
- Then the k -th seat should go to one of the candidates in $\{b_1, \dots, b_z\}$.

10.1. Schulze Proportional Ranking

The general definition of Schulze Proportional Ranking looks as follows:

```

For  $k : = 1$  to  $(C-1)$  do
{
  Suppose  $a_1, \dots, a_{(k-1)}$  are already elected.

  For each pair of alternatives  $b, c \notin \{a_1, \dots, a_{(k-1)}\}$ , we define:


$$H[b, c] := (\{a_1, \dots, a_{(M-1)}\}; b; c).$$


  We apply the Schulze single-winner election method, as defined
  in section 2.3.1 stage 2, on  $H[i, j]$ , instead of  $N[i, j]$ , and with  $>_D$ 
  as discussed on pages 269–273. The  $k$ -th place goes to one of the
  potential winners.
}

```

The specific definition of Schulze Proportional Ranking with proportional completion and $N[\{a_1, \dots, a_M\}; g]$, that will be described in great detail in section 10.2 and 10.4, looks as follows:

```

Proportional completion is defined in section 9.1.1.
 $N[\{a_1, \dots, a_k\}; g]$  is defined in section 9.1.2.
 $>_{D1}$  and  $>_{D2}$  are two binary relations that each satisfy (2.1.1) – (2.1.3).

```

Stage 1:

```

We calculate the Schulze single-winner ranking  $O_1$  on  $A$ , as
defined in section 5, with  $>_{D1}$ .

```

Stage 2:

```

Proportional completion is used to complete  $V$  to  $W$ .

```

Stage 3:

```

For  $k : = 1$  to  $(C-1)$  do
{
  Suppose  $a_1, \dots, a_{(k-1)}$  are already elected.

  For each pair of alternatives  $b, c \notin \{a_1, \dots, a_{(k-1)}\}$ , we define:


$$H[b, c] := N[\{a_1, \dots, a_{(k-1)}, b\}; c].$$


  We apply the Schulze single-winner election method, as defined
  in section 2.3.1 stage 2, on  $H[i, j]$ , instead of  $N[i, j]$ , and with
 $>_{D2}$ . If there is only one potential winner, then it gets the  $k$ -th
  place. If there is more than one potential winner, then the  $k$ -th
  place goes to that potential winner  $b$  with  $bc \in O_1$  for every
  other potential winner  $c$ .
}

```

10.2. Independence of Clones

In general, independence of clones means that, when some candidate $a \in A$ is replaced by a set of clones K as defined in (4.6.1) – (4.6.3), then this must neither help nor harm candidate a or any other candidate. In context of proportional ranking methods, this means that, when candidate a had the z -th place in the proportional ranking, then the highest ranked clone $g \in K$ must get the z -th place of the proportional ranking and there must be no change in the places 1, ..., $(z-1)$ of the proportional ranking.

The Schulze proportional ranking method satisfies independence of clones. To prove this, the proof in section 4.6 has to be applied to places 1, ..., z of the proportional ranking and to $H[x,y]$ instead of $N[x,y]$.

10.3. Example A53

The following series of tables illustrates the Schulze proportional ranking method when applied to example A53 of Tideman’s database with $>_{ratio}$ for $>_{D1}$ and $>_{margin}$ for $>_{D2}$. Pairwise wins are **fat and underlined**. Pairwise ties are *italic and underlined*.

| | $N[*;a]$ | $N[*;b]$ | $N[*;c]$ | $N[*;d]$ | $N[*;e]$ | $N[*;f]$ | $N[*;g]$ | $N[*;h]$ | $N[*;i]$ | $N[*;j]$ |
|----------|--------------------------|--------------------------|--------------------------|--------------------------|--------------------------|--------------------------|--------------------------|--------------------------|--------------------------|------------|
| $N[a;*]$ | -- | <u>316.175711</u> | <u>352.129380</u> | <u>303.100775</u> | <u>307.846154</u> | <u>298.883249</u> | <u>266.374696</u> | <u>349.351351</u> | <u>348.337731</u> | 193.625304 |
| $N[b;*]$ | 143.824289 | -- | <u>262.462462</u> | 221.153846 | <u>240.176991</u> | 222.913165 | 199.414894 | <u>265.438066</u> | <u>263.253012</u> | 128.845209 |
| $N[c;*]$ | 107.870620 | 197.537538 | -- | 197.906977 | 201.703470 | 183.197674 | 171.397260 | <u>240.747664</u> | <u>241.022364</u> | 105.891089 |
| $N[d;*]$ | 156.899225 | <u>238.846154</u> | <u>262.093023</u> | -- | <u>248.295455</u> | <u>242.234043</u> | 197.142857 | <u>264.532578</u> | <u>276.260623</u> | 146.975610 |
| $N[e;*]$ | 152.153846 | 219.823009 | <u>258.296530</u> | 211.704545 | -- | 214.494382 | 191.152815 | <u>259.814815</u> | <u>274.842767</u> | 120.992556 |
| $N[f;*]$ | 161.116751 | <u>237.086835</u> | <u>276.802326</u> | 217.765957 | <u>245.505618</u> | -- | 207.817259 | <u>280.229885</u> | <u>275.190616</u> | 139.803922 |
| $N[g;*]$ | 193.625304 | <u>260.585106</u> | <u>288.602740</u> | <u>262.857143</u> | <u>268.847185</u> | <u>252.182741</u> | -- | <u>306.259947</u> | <u>314.604905</u> | 183.785047 |
| $N[h;*]$ | 110.648649 | 194.561934 | 219.252336 | 195.467422 | 200.185185 | 179.770115 | 153.740053 | -- | <u>250.125000</u> | 87.058824 |
| $N[i;*]$ | 111.662269 | 196.746988 | 218.977636 | 183.739377 | 185.157233 | 184.809384 | 145.395095 | 209.875000 | -- | 97.150127 |
| $N[j;*]$ | <u>266.374696</u> | <u>331.154791</u> | <u>354.108911</u> | <u>313.024390</u> | <u>339.007444</u> | <u>320.196078</u> | <u>276.214953</u> | <u>372.941176</u> | <u>362.849873</u> | -- |

The 1. place goes to alternative j .

| | $N[\{j,*\};a]$ | $N[\{j,*\};b]$ | $N[\{j,*\};c]$ | $N[\{j,*\};d]$ | $N[\{j,*\};e]$ | $N[\{j,*\};f]$ | $N[\{j,*\};g]$ | $N[\{j,*\};h]$ | $N[\{j,*\};i]$ |
|----------------|----------------|--------------------------|--------------------------|--------------------------|--------------------------|--------------------------|--------------------------|--------------------------|--------------------------|
| $N[\{a,j\};*]$ | -- | <u>188.909513</u> | <u>204.084507</u> | <u>184.640371</u> | <u>188.568129</u> | <u>185.604651</u> | <u>164.582393</u> | <u>208.844340</u> | <u>201.113744</u> |
| $N[\{b,j\};*]$ | 143.824289 | -- | <u>193.995327</u> | 171.444954 | <u>185.831382</u> | 174.389671 | 155.588235 | <u>200.287081</u> | <u>196.515513</u> |
| $N[\{c,j\};*]$ | 107.870620 | 178.948598 | -- | 172.097902 | 181.492891 | 173.849765 | 153.507973 | <u>201.318945</u> | <u>192.673031</u> |
| $N[\{d,j\};*]$ | 156.357309 | <u>183.050459</u> | <u>193.006993</u> | -- | <u>187.645688</u> | <u>179.186047</u> | 156.628959 | <u>196.988235</u> | <u>197.605634</u> |
| $N[\{e,j\};*]$ | 149.792148 | 179.367681 | <u>195.118483</u> | 172.097902 | -- | 175.754717 | 157.313770 | <u>201.802885</u> | <u>200.555556</u> |
| $N[\{f,j\};*]$ | 148.162791 | <u>180.328638</u> | <u>192.206573</u> | 171.162791 | <u>182.264151</u> | -- | 157.123596 | <u>200.428571</u> | <u>198.162291</u> |
| $N[\{g,j\};*]$ | 160.948081 | <u>188.891403</u> | <u>200.136674</u> | <u>184.208145</u> | <u>191.060948</u> | <u>182.449438</u> | -- | <u>207.159353</u> | <u>204.210526</u> |
| $N[\{h,j\};*]$ | 110.648649 | 173.325359 | 183.669065 | 165.058824 | 175.264423 | 165.928571 | 144.480370 | -- | 191.477833 |
| $N[\{i,j\};*]$ | 111.662269 | 176.754177 | 187.732697 | 165.751174 | 178.333333 | 169.069212 | 145.395095 | <u>194.876847</u> | -- |

The 2. place goes to alternative a .

| | $N[\{a,j,*\};b]$ | $N[\{a,j,*\};c]$ | $N[\{a,j,*\};d]$ | $N[\{a,j,*\};e]$ | $N[\{a,j,*\};f]$ | $N[\{a,j,*\};g]$ | $N[\{a,j,*\};h]$ | $N[\{a,j,*\};i]$ |
|------------------|--------------------------|--------------------------|--------------------------|--------------------------|--------------------------|------------------|--------------------------|--------------------------|
| $N[\{a,b,j,*\}]$ | -- | <u>139.742424</u> | 126.860987 | <u>132.267267</u> | 127.603930 | 115.511111 | <u>142.105263</u> | <u>137.929985</u> |
| $N[\{a,c,j,*\}]$ | 130.333333 | -- | 126.560847 | 129.287879 | 127.308869 | 112.604167 | <u>141.376147</u> | 137.081413 |
| $N[\{a,d,j,*\}]$ | <u>131.674141</u> | <u>139.077853</u> | -- | <u>131.674141</u> | <u>129.342404</u> | 116.356932 | <u>141.511716</u> | <u>138.348485</u> |
| $N[\{a,e,j,*\}]$ | 129.504505 | <u>141.136364</u> | 127.892377 | -- | 128.702866 | 117.035398 | <u>142.554800</u> | <u>141.430746</u> |
| $N[\{a,f,j,*\}]$ | <u>130.733182</u> | <u>140.321101</u> | 125.865457 | <u>130.090498</u> | -- | 115.851852 | <u>143.204252</u> | <u>140.000000</u> |
| $N[\{a,g,j,*\}]$ | <u>133.911111</u> | <u>144.092262</u> | <u>133.318584</u> | <u>135.014749</u> | <u>131.866667</u> | -- | <u>145.769806</u> | <u>143.685393</u> |
| $N[\{a,h,j,*\}]$ | 128.771930 | 137.859327 | 124.822373 | 127.603930 | 124.692483 | 110.702541 | -- | 137.324053 |
| $N[\{a,i,j,*\}]$ | 129.878234 | <u>138.847926</u> | 126.151515 | 129.178082 | 126.666667 | 113.707865 | <u>140.525909</u> | -- |

The 3. place goes to alternative g .

| | $N[\{a,g,j,*\};b]$ | $N[\{a,g,j,*\};c]$ | $N[\{a,g,j,*\};d]$ | $N[\{a,g,j,*\};e]$ | $N[\{a,g,j,*\};f]$ | $N[\{a,g,j,*\};h]$ | $N[\{a,g,j,*\};i]$ |
|--------------------|--------------------------|--------------------------|--------------------|--------------------------|--------------------------|--------------------------|--------------------------|
| $N[\{a,b,g,j,*\}]$ | -- | <u>108.667401</u> | 101.411379 | <u>104.131868</u> | 101.068282 | <u>110.410200</u> | <u>109.122222</u> |
| $N[\{a,c,g,j,*\}]$ | 102.334802 | -- | 101.574890 | 102.615385 | 100.465632 | <u>109.888889</u> | 108.355556 |
| $N[\{a,d,g,j,*\}]$ | <u>102.166302</u> | <u>108.414097</u> | -- | <u>102.921225</u> | <u>101.351648</u> | <u>110.197802</u> | <u>108.907285</u> |
| $N[\{a,e,g,j,*\}]$ | 101.351648 | <u>108.934066</u> | 101.663020 | -- | 101.321586 | <u>110.674779</u> | <u>109.402655</u> |
| $N[\{a,f,g,j,*\}]$ | <u>102.334802</u> | <u>109.135255</u> | 101.098901 | <u>102.841410</u> | -- | <u>110.665188</u> | <u>109.390244</u> |
| $N[\{a,g,h,j,*\}]$ | 101.230599 | 108.611111 | 100.087912 | 101.769912 | 99.190687 | -- | 108.568233 |
| $N[\{a,g,i,j,*\}]$ | 101.966667 | <u>108.866667</u> | 101.291391 | 102.533186 | 99.955654 | <u>109.597315</u> | -- |

The 4. place goes to alternative d .

| | $N[\{a,d,g,j,*\};b]$ | $N[\{a,d,g,j,*\};c]$ | $N[\{a,d,g,j,*\};e]$ | $N[\{a,d,g,j,*\};f]$ | $N[\{a,d,g,j,*\};h]$ | $N[\{a,d,g,j,*\};i]$ |
|----------------------|-------------------------|-------------------------|-------------------------|-------------------------|-------------------------|-------------------------|
| $N[\{a,b,d,g,j,*\}]$ | -- | <u>87.189542</u> | <u>84.383442</u> | <u>82.579521</u> | <u>88.986900</u> | <u>88.175055</u> |
| $N[\{a,c,d,g,j,*\}]$ | 82.579521 | -- | 83.362445 | 81.687912 | <u>88.570175</u> | <u>87.551648</u> |
| $N[\{a,d,e,g,j,*\}]$ | 82.178649 | <u>87.379913</u> | -- | 82.358079 | <u>89.181619</u> | <u>88.175055</u> |
| $N[\{a,d,f,g,j,*\}]$ | <u>82.579521</u> | <u>87.551648</u> | <u>83.362445</u> | -- | <u>88.973684</u> | <u>88.166667</u> |
| $N[\{a,d,g,h,j,*\}]$ | 82.157205 | 87.157895 | 82.739606 | 81.307018 | -- | 87.753846 |
| $N[\{a,d,g,i,j,*\}]$ | 82.135667 | 87.349451 | 83.142232 | 81.508772 | <u>88.158242</u> | -- |

The 5. place goes to alternative f (because alternative f is ranked above alternative b in the single-winner ranking; i.e. $fb \in O_1$).

| | $N[\{a,d,f,g,j,*\};b]$ | $N[\{a,d,f,g,j,*\};c]$ | $N[\{a,d,f,g,j,*\};e]$ | $N[\{a,d,f,g,j,*\};h]$ | $N[\{a,d,f,g,j,*\};i]$ |
|------------------------|------------------------|-------------------------|-------------------------|-------------------------|-------------------------|
| $N[\{a,b,d,f,g,j,*\}]$ | -- | <u>73.326071</u> | <u>71.000000</u> | <u>74.662309</u> | <u>73.994190</u> |
| $N[\{a,c,d,f,g,j,*\}]$ | 69.484386 | -- | 70.138282 | <u>74.144737</u> | <u>73.640351</u> |
| $N[\{a,d,e,f,g,j,*\}]$ | 69.166667 | <u>73.151383</u> | -- | <u>74.657933</u> | <u>73.988355</u> |
| $N[\{a,d,f,g,h,j,*\}]$ | 69.150327 | 73.304094 | 69.803493 | -- | 73.976608 |
| $N[\{a,d,f,g,i,j,*\}]$ | 69.150327 | 73.304094 | 70.138282 | <u>74.144737</u> | -- |

The 6. place goes to alternative b .

| | $N[\{a,b,d,f,g,j,*\};c]$ | $N[\{a,b,d,f,g,j,*\};e]$ | $N[\{a,b,d,f,g,j,*\};h]$ | $N[\{a,b,d,f,g,j,*\};i]$ |
|--------------------------|--------------------------|--------------------------|--------------------------|--------------------------|
| $N[\{a,b,c,d,f,g,j,*\}]$ | -- | 61.285714 | <u>63.996265</u> | <u>63.566760</u> |
| $N[\{a,b,d,e,f,g,j,*\}]$ | <u>63.000000</u> | -- | <u>64.000000</u> | <u>63.571429</u> |
| $N[\{a,b,d,f,g,h,j,*\}]$ | 63.137255 | 61.000000 | -- | 63.709928 |
| $N[\{a,b,d,f,g,i,j,*\}]$ | 63.137255 | 61.285714 | <u>63.996265</u> | -- |

The 7. place goes to alternative e .

| | $N[\{a,b,d,e,f,g,j,*\};c]$ | $N[\{a,b,d,e,f,g,j,*\};h]$ | $N[\{a,b,d,e,f,g,j,*\};i]$ |
|----------------------------|----------------------------|----------------------------|----------------------------|
| $N[\{a,b,c,d,e,f,g,j,*\}]$ | -- | <u>56.000000</u> | <u>55.750000</u> |
| $N[\{a,b,d,e,f,g,h,j,*\}]$ | 55.375000 | -- | 55.750000 |
| $N[\{a,b,d,e,f,g,i,j,*\}]$ | 55.375000 | <u>56.000000</u> | -- |

The 8. place goes to alternative c .

| | $N[\{a,b,c,d,e,f,g,j,*\};h]$ | $N[\{a,b,c,d,e,f,g,j,*\};i]$ |
|------------------------------|------------------------------|------------------------------|
| $N[\{a,b,c,d,e,f,g,h,j,*\}]$ | -- | 49.555556 |
| $N[\{a,b,c,d,e,f,g,i,j,*\}]$ | <u>49.777778</u> | -- |

The 9. place goes to alternative i .

The 10. place goes to alternative h .

So, the Schulze proportional ranking is $j a g d f b e c i h$.

10.4. Tideman’s Database

In table 10.4.1, Schulze STV and Schulze proportional ranking are applied to the instances of Tideman’s (2000) database. We use $>_{ratio}$ for $>_{D1}$ and $>_{D2}$ because $>_{ratio}$ corresponds to proportional completion; the fact that we use $>_{ratio}$ for $>_{D1}$ means that it makes no difference whether we first calculate the Schulze single-winner ranking O_1 and then apply proportional completion or first apply proportional completion and then calculate the Schulze single-winner ranking O_1 .

The column “name #1” contains the name of the instance. The column “name #2” contains the name of the same instance in Wichmann’s (1994) database. N is the number of voters. C is the number of alternatives. M is the number of seats.

Column “Dummett” contains the constraints given by “Dummett-Droop proportionality” (DDP), as defined in section 9.4. The constraints are separated by spaces. If this constraint consists of a single alternative, then this means that this alternative must be elected according to DDP. If this constraint has the form “ $abcdef(k)$ ” then this means that at least k alternatives of the set $\{a,b,c,d,e,f\}$ must be elected according to DDP. For example, in instance A35 the constraints are “ $f eijkq(1)$ ” so that (1) alternative f must be elected and (2) at least one alternative of the set $\{e,i,j,k,q\}$ must be elected

according to DDP. In 3 instances (A64, A72, A83), there is only one set of M alternatives that can be elected according to DDP.

The column “Condorcet winners” contains the Condorcet winners in Schulze STV [according to (9.3.5)]; alternatives, that are only weak Condorcet winners [according to (9.3.6)], are listed in brackets (). The column “Condorcet losers” contains the Condorcet losers in Schulze STV [according to (9.3.7)]; alternatives, that are only weak Condorcet losers [according to (9.3.8)], are listed in brackets (). It is important to keep in mind that, as long as $>_{D2}$ satisfies (2.1.5), the Condorcet winners in Schulze STV, the Condorcet losers in Schulze STV, and the possible winning sets according to the Smith criterion (for multi-winner elections) in Schulze STV do not depend on the specific choice for $>_{D2}$. As long as $>_{D2}$ satisfies (2.1.4) and (2.1.5), the weak Condorcet winners in Schulze STV and the weak Condorcet losers in Schulze STV do not depend on the specific choice for $>_{D2}$.

The column “Schulze STV” contains the winning set of Schulze STV, as defined in section 9.1.3. When several sets are tied for winning, then (rather than listing all potential winning sets) the winning set chosen by the tie-breaker, as defined in section 9.1.3 stage 4, is listed. In 3 instances (A34, A88, A97), an alternative, that is a weak Condorcet winner, is not elected. In instances A34 and A97, this is due to the fact that the number of alternatives, that are weak Condorcet winners or non-weak Condorcet winners, is larger than the number of seats. In instance A34, the sets $\{a,b,c,d,e,f,g,h,j,k,m,n\}$, $\{a,b,c,d,e,f,g,h,j,k,l,m,n\}$, $\{a,b,c,d,e,g,h,j,k,l,m,n\}$, $\{a,b,c,e,f,g,h,j,k,l,m,n\}$, and $\{b,c,d,e,f,g,h,j,k,l,m,n\}$ are tied for winning; the tie-breaker chooses $\{a,b,c,d,e,f,g,h,j,k,l,m,n\}$, because (1) $da \in O_1$, $dl \in O_1$, $df \in O_1$, and $dg \in O_1$ so that the set $\{a,b,c,e,f,g,h,j,k,l,m,n\}$ is disqualified at the first stage for not containing alternative d , (2) $al \in O_1$, $af \in O_1$, and $ag \in O_1$ so that the set $\{b,c,d,e,f,g,h,j,k,l,m,n\}$ is disqualified at the second stage for not containing alternative a , (3) $lf \in O_1$ and $lg \in O_1$ so that the set $\{a,b,c,d,e,f,g,h,j,k,m,n\}$ is disqualified at the third stage for not containing alternative l , and (4) $fg \in O_1$ so that the set $\{a,b,c,d,e,g,h,j,k,l,m,n\}$ is disqualified at the fourth stage for not containing alternative f . In instance A88, the sets $\{a,c,e,f,g,h\}$, $\{b,c,e,f,g,h\}$, and $\{c,d,e,f,g,h\}$ are tied for winning; while only alternative d is a weak Condorcet winner, the tie-breaker chooses $\{a,c,e,f,g,h\}$, because $ab \in O_1$ and $ad \in O_1$. In instance A97, the sets $\{a,b\}$ and $\{a,c\}$ are tied for winning; the tie-breaker chooses $\{a,b\}$, because $bc \in O_1$.

The column “Schulze proportional ranking” contains the Schulze proportional ranking, as defined in section 10.1. When several rankings are tied for winning, then (rather than listing all potential rankings) the ranking chosen by the tie-breaker, as defined in section 10.1 stage 3 last sentence, is listed. In 5 instances (A04, A10, A12, A33, A67), the Schulze proportional ranking is not unique even with the proposed tie-breaker. This is due to the fact that, in these instances, even the Schulze single-winner ranking O_1 is not unique. Only in 6 of the 66 instances of Tideman’s database (A10, A11, A13, A33, A34, A59), the winning set of Schulze STV differs from the first M alternatives of Schulze proportional ranking.

The column “runtime” contains the runtime to calculate the Schulze STV winners. A Fujitsu RX 350S8 with two 6-core “E5-2630v2 @ 2.60 GHz” processors was used for the calculations. Hyper-threading was disabled. The programs to calculate the STV winners and the Schulze proportional ranking were written in Microsoft Visual C++ 2010.

| | name #1 | name #2 | <i>N</i> | <i>C</i> | <i>M</i> | Dummett | Condorcet winners | Condorcet losers | Schulze STV | Schulze proportional ranking | runtime |
|----|------------|------------|----------|----------|----------|--------------|----------------------|---------------------|------------------------|---|---------|
| 1 | A01 | R006 | 380 | 10 | 3 | <i>a</i> | <i>a h i</i> | --- | <i>a h i</i> | <i>a i h d b c g j f e</i> | < 0.1 s |
| 2 | A02 | R007 | 371 | 9 | 2 | --- | <i>c d</i> | <i>g</i> | <i>c d</i> | <i>c d e b f a h i g</i> | < 0.1 s |
| 3 | A03 | R008 | 989 | 15 | 7 | <i>d f h</i> | <i>b d e f h k</i> | --- | <i>b d e f h k n</i> | <i>f h d k b e n g a l c i j o m</i> | 5.3 s |
| 4 | A04 | R009 | 43 | 14 | 2 | --- | <i>i</i> | <i>d</i> | <i>f i</i> | <i>i f ((a e) or (e a)) k c b g d h m j l n</i> | < 0.1 s |
| 5 | A05 | R010 | 762 | 16 | 7 | <i>a</i> | <i>a c d e g l m</i> | --- | <i>a c d e g l m</i> | <i>a c m e d g l k f o p h i j b n</i> | 7.4 s |
| 6 | A06 | R011 | 280 | 9 | 5 | <i>i</i> | <i>c e h i</i> | --- | <i>b c e h i</i> | <i>i h e c b f g a d</i> | < 0.1 s |
| 7 | A07 | R012 | 79 | 17 | 2 | --- | <i>(d) i</i> | <i>f</i> | <i>d i</i> | <i>i d c o m p h a k g e j l n f b q</i> | < 0.1 s |
| 8 | A08 | R013 | 78 | 7 | 2 | <i>d</i> | <i>d g</i> | <i>(a)</i> | <i>d g</i> | <i>d g c b f e a</i> | < 0.1 s |
| 9 | A10 | R015 | 83 | 19 | 3 | --- | <i>m n p</i> | --- | <i>m n p</i> | <i>n ((a p m q) or (m p q a)) g f s r l i b d j k e h o c</i> | < 0.1 s |
| 10 | A11 | R016 | 963 | 10 | 6 | <i>a c</i> | <i>a c (e) h</i> | --- | <i>a c d e g h</i> | <i>a c e h j g d i b f</i> | < 0.1 s |
| 11 | A12 | R017 | 76 | 20 | 2 | --- | <i>i r</i> | --- | <i>i r</i> | <i>r i l e g s a m p b h t n o k d ((f j) or (j f)) c q</i> | < 0.1 s |
| 12 | A13 | R018 | 104 | 26 | 2 | --- | <i>t</i> | --- | <i>k t</i> | <i>i t k m s j c f y z l u n a g e b p r d h v x o q w</i> | < 0.1 s |
| 13 | A14 | R019 | 73 | 17 | 2 | --- | <i>b j</i> | --- | <i>b j</i> | <i>j b c n h q o i a l e d g k p m f</i> | < 0.1 s |
| 14 | A15 | R020 | 77 | 21 | 2 | --- | <i>(g) l</i> | --- | <i>g l</i> | <i>l g t r m i c h p k j q s a b o d u n f e</i> | < 0.1 s |
| 15 | A17 | R022 | 867 | 13 | 8 | <i>a b j</i> | <i>a b d e f j l</i> | --- | <i>a b d e f i j l</i> | <i>j b a e l f d i m h k c g</i> | 0.5 s |
| 16 | A18 | R023 | 976 | 6 | 4 | <i>b c</i> | <i>a b c f</i> | <i>e</i> | <i>a b c f</i> | <i>b c f a d e</i> | < 0.1 s |
| 17 | A19 | R024 | 860 | 7 | 3 | --- | <i>a e g</i> | <i>f</i> | <i>a e g</i> | <i>e a g c d b f</i> | < 0.1 s |
| 18 | A20 | R025 | 2785 | 5 | 4 | <i>a d</i> | <i>a c d e</i> | <i>b</i> | <i>a c d e</i> | <i>a d c e b</i> | < 0.1 s |
| 19 | A22 | R027 | 44 | 11 | 2 | <i>ck(1)</i> | <i>(c) k</i> | <i>f</i> | <i>c k</i> | <i>k c a g b d i j h e f</i> | < 0.1 s |
| 20 | A23 | R028 | 91 | 29 | 2 | --- | 3 5 | --- | 3 5 | 3-5-21-7-27- 26-22-9-17-14- 15-24-4-16-19- 20-6-11-18-28- 2-23-29-1-13- 8-10-12-25 | < 0.1 s |

Table 10.4.1 (part 1 of 3): Schulze STV applied to instances of Tideman's database

| | name #1 | name #2 | <i>N</i> | <i>C</i> | <i>M</i> | Dummett | Condorcet winners | Condorcet losers | Schulze STV | Schulze proportional ranking | runtime |
|----|------------|------------|----------|----------|----------|------------------------|---|---------------------|--|--|---------|
| 21 | A33 | R038 | 9 | 18 | 3 | --- | (<i>o</i>) | (<i>j</i>) | <i>e o q</i> | <i>o a e i h c l</i> <i>n q f r d g</i> ((<i>b m p</i>) or (<i>b p m</i>) or (<i>m b p</i>)) <i>k j</i> | < 0.1 s |
| 22 | A34 | R039 | 63 | 14 | 12 | <i>b e h j n</i> | (<i>a</i>) <i>b c</i> (<i>d</i>) <i>e</i> (<i>f</i>) (<i>g</i>) <i>h j k</i> (<i>l</i>) <i>m n</i> | (<i>i</i>) | <i>a b c d e f</i> <i>h j k l m n</i> | <i>j b h e k n l</i> <i>g m c d a f i</i> | < 0.1 s |
| 23 | A35 | R040 | 176 | 17 | 5 | <i>f e i j k q</i> (1) | <i>a</i> (<i>d</i>) <i>e f</i> | --- | <i>a d e f q</i> | <i>f e a q d k b i</i> <i>m n c h j p o g l</i> | 2.9 s |
| 24 | A48 | R041 | 923 | 10 | 9 | <i>b c d e f</i> | <i>a b c d e f g h j</i> | <i>i</i> | <i>a b c d e</i> <i>f g h j</i> | <i>d f b e c</i> <i>h j g a i</i> | < 0.1 s |
| 25 | A49 | R042 | 575 | 13 | 3 | <i>h</i> | <i>a c h</i> | <i>k</i> | <i>a c h</i> | <i>h c a j l d m</i> <i>g b i e f k</i> | < 0.1 s |
| 26 | A51 | R044 | 42 | 6 | 3 | <i>d</i> | <i>a d e</i> | <i>b</i> | <i>a d e</i> | <i>d a e f c b</i> | < 0.1 s |
| 27 | A52 | R045 | 667 | 10 | 6 | <i>d e</i> | <i>a b c d e g</i> | <i>h</i> | <i>a b c d e g</i> | <i>e d b g a c j f i h</i> | < 0.1 s |
| 28 | A53 | R046 | 460 | 10 | 4 | <i>j</i> | <i>a</i> (<i>d</i>) <i>g j</i> | --- | <i>a d g j</i> | <i>j a g d f b e c i h</i> | < 0.1 s |
| 29 | A54 | R047 | 924 | 11 | 9 | <i>a d e f k</i> | <i>a b d e f g h j k</i> | --- | <i>a b d e f</i> <i>g h j k</i> | <i>e d f a k g</i> <i>h j b i c</i> | < 0.1 s |
| 30 | A55 | R048 | 302 | 10 | 5 | <i>i</i> | <i>a</i> (<i>d</i>) <i>f i j</i> | <i>b</i> | <i>a d f i j</i> | <i>i a j f d e h c g b</i> | < 0.1 s |
| 31 | A56 | R049 | 685 | 13 | 2 | --- | <i>j k</i> | --- | <i>j k</i> | <i>j k f h m g d</i> <i>a e c b l i</i> | < 0.1 s |
| 32 | A57 | R050 | 310 | 9 | 2 | <i>d e</i> (1) | <i>d e</i> | --- | <i>d e</i> | <i>d e i b h c g f a</i> | < 0.1 s |
| 33 | A59 | R052 | 694 | 7 | 4 | <i>d f</i> | <i>d f g</i> | --- | <i>b d f g</i> | <i>f d e g b c a</i> | < 0.1 s |
| 34 | A63 | R056 | 156 | 7 | 2 | --- | <i>c f</i> | --- | <i>c f</i> | <i>c f e d b a g</i> | < 0.1 s |
| 35 | A64 | R057 | 196 | 3 | 2 | <i>b c</i> | <i>b c</i> | <i>a</i> | <i>b c</i> | <i>b c a</i> | < 0.1 s |
| 36 | A65 | R058 | 198 | 10 | 6 | <i>b g</i> | <i>b e f g j</i> | --- | <i>a b e f g j</i> | <i>g b f e j a d c h i</i> | < 0.1 s |
| 37 | A66 | R059 | 193 | 6 | 4 | <i>f</i> | <i>b d e f</i> | <i>a</i> | <i>b d e f</i> | <i>f d e b c a</i> | < 0.1 s |
| 38 | A67 | R060 | 183 | 14 | 10 | <i>b f g k</i> | <i>b c e f g</i> <i>i j k l</i> | --- | <i>b c e f g</i> <i>h i j k l</i> | ((<i>f g</i>) or (<i>g f</i>)) <i>k b i e j l</i> <i>c h n m d a</i> | 4.0 s |
| 39 | A68 | R061 | 50 | 4 | 3 | <i>a c</i> | <i>a c d</i> | <i>b</i> | <i>a c d</i> | <i>a c d b</i> | < 0.1 s |
| 40 | A69 | R062 | 86 | 9 | 3 | --- | <i>a c e</i> | --- | <i>a c e</i> | <i>e c a f i d b b h g</i> | < 0.1 s |

Table 10.4.1 (part 2 of 3): Schulze STV applied to instances of Tideman's database

| | name #1 | name #2 | <i>N</i> | <i>C</i> | <i>M</i> | Dummett | Condorcet winners | Condorcet losers | Schulze STV | Schulze proportional ranking | runtime |
|----|------------|------------|----------|----------|----------|-------------------|--|---------------------|------------------------------------|--|---------|
| 41 | A70 | R063 | 529 | 9 | 3 | <i>e</i> | <i>e h i</i> | --- | <i>e h i</i> | <i>e i h c d b a g f</i> | < 0.1 s |
| 42 | A71 | R064 | 500 | 8 | 7 | <i>d g</i> | <i>a b c d e f g</i> | <i>h</i> | <i>a b c d e f g</i> | <i>d c g e a b f h</i> | < 0.1 s |
| 43 | A72 | R065 | 272 | 3 | 2 | <i>a c</i> | <i>a c</i> | <i>b</i> | <i>a c</i> | <i>a c b</i> | < 0.1 s |
| 44 | A73 | R066 | 525 | 5 | 2 | --- | <i>c d</i> | --- | <i>c d</i> | <i>d c b a e</i> | < 0.1 s |
| 45 | A74 | R067 | 253 | 3 | 2 | <i>a</i> | <i>a c</i> | <i>b</i> | <i>a c</i> | <i>a c b</i> | < 0.1 s |
| 46 | A76 | R069 | 403 | 5 | 2 | <i>c</i> | <i>a c</i> | --- | <i>a c</i> | <i>c a d b e</i> | < 0.1 s |
| 47 | A78 | R071 | 486 | 4 | 3 | <i>c d</i> | <i>b c d</i> | <i>a</i> | <i>b c d</i> | <i>c d b a</i> | < 0.1 s |
| 48 | A79 | R072 | 362 | 8 | 4 | <i>g</i> | <i>a c e g</i> | --- | <i>a c e g</i> | <i>g a e c f d b h</i> | < 0.1 s |
| 49 | A80 | R073 | 269 | 7 | 5 | <i>a</i> | <i>a b c e g</i> | --- | <i>a b c e g</i> | <i>a e c g b f d</i> | < 0.1 s |
| 50 | A81 | R074 | 902 | 11 | 9 | <i>b c e h j</i> | <i>a b c e g h i j k</i> | <i>f</i> | <i>a b c e g h i j k</i> | <i>h e c b j g a i k d f</i> | < 0.1 s |
| 51 | A83 | R076 | 1123 | 4 | 3 | <i>a b c</i> | <i>a b c</i> | <i>d</i> | <i>a b c</i> | <i>c a b d</i> | < 0.1 s |
| 52 | A84 | R077 | 277 | 7 | 6 | <i>b c e</i> | <i>a b c d e g</i> | <i>f</i> | <i>a b c d e g</i> | <i>e b c d g a f</i> | < 0.1 s |
| 53 | A85 | R078 | 158 | 4 | 3 | <i>a d</i> | <i>a b d</i> | <i>c</i> | <i>a b d</i> | <i>d a b c</i> | < 0.1 s |
| 54 | A86 | R079 | 157 | 5 | 4 | <i>c</i> | <i>a c d e</i> | <i>b</i> | <i>a c d e</i> | <i>c a d e b</i> | < 0.1 s |
| 55 | A87 | R080 | 120 | 4 | 3 | <i>b d</i> | <i>a b d</i> | <i>c</i> | <i>a b d</i> | <i>d b a c</i> | < 0.1 s |
| 56 | A88 | R081 | 135 | 9 | 6 | <i>e h</i> | <i>c (d) e f g h</i> | --- | <i>a c e f g h</i> | <i>h e g c f a d b i</i> | < 0.1 s |
| 57 | A89 | R082 | 256 | 5 | 3 | <i>e a c d(1)</i> | <i>a d e</i> | <i>c</i> | <i>a d e</i> | <i>e d a b c</i> | < 0.1 s |
| 58 | A90 | R083 | 366 | 20 | 12 | --- | <i>a (b) c d e f i l (n) (o) t</i> | --- | <i>a b c d e f i l n o s t</i> | <i>a i t l e c s d f n o b p j m g k r h q</i> | 49.0 s |
| 59 | A92 | R085 | 540 | 13 | 3 | <i>d</i> | <i>d f i</i> | --- | <i>d f i</i> | <i>d f i e b h a m c j g k l</i> | < 0.1 s |
| 60 | A93 | R086 | 561 | 4 | 2 | --- | <i>b d</i> | <i>a</i> | <i>b d</i> | <i>b d c a</i> | < 0.1 s |
| 61 | A94 | R087 | 579 | 4 | 2 | --- | <i>a d</i> | <i>b</i> | <i>a d</i> | <i>a d b c</i> | < 0.1 s |
| 62 | A95 | R088 | 587 | 7 | 2 | --- | <i>a (b)</i> | <i>c</i> | <i>a b</i> | <i>a b f g d e c</i> | < 0.1 s |
| 63 | A96 | R089 | 564 | 6 | 2 | --- | <i>a b</i> | <i>c</i> | <i>a b</i> | <i>a b e f d c</i> | < 0.1 s |
| 64 | A97 | R090 | 284 | 4 | 2 | --- | <i>a (b) (c)</i> | <i>d</i> | <i>a b</i> | <i>a b c d</i> | < 0.1 s |
| 65 | A98 | R091 | 279 | 4 | 2 | --- | <i>a c</i> | <i>d</i> | <i>a c</i> | <i>a c b d</i> | < 0.1 s |
| 66 | A99 | R092 | 275 | 4 | 2 | --- | <i>a b</i> | --- | <i>a b</i> | <i>b a c d</i> | < 0.1 s |

Table 10.4.1 (part 3 of 3): Schulze STV applied to instances of Tideman's database

In 45 instances (A01, A02, A05, A08, A10, A12, A14, A18, A19, A20, A23, A48, A49, A51, A52, A54, A56, A57, A63, A64, A66, A68, A69, A70, A71, A72, A73, A74, A76, A78, A79, A80, A81, A83, A84, A85, A86, A87, A89, A92, A93, A94, A96, A98, A99), there are M Condorcet winners [according to (9.3.5)].

In 16 instances, there are $M-1$ Condorcet winners. For the remaining seat, there is a set $\emptyset \neq B \subsetneq A$ such that the Smith criterion for multi-winner elections (section 9.3) says that every winning set must contain at least one alternative from the set B . Table 10.4.2 lists these instances and the set B .

| | name #1 | N | C | M | Condorcet winners | set B |
|----|---------|-----|-----|-----|---------------------|--|
| 1 | A03 | 989 | 15 | 7 | $b d e f h k$ | $g n$ |
| 2 | A04 | 43 | 14 | 2 | i | $a f k$ |
| 3 | A06 | 280 | 9 | 5 | $c e h i$ | $b f g$ |
| 4 | A07 | 79 | 17 | 2 | i | $c d$ |
| 5 | A13 | 104 | 26 | 2 | t | $i k$ |
| 6 | A15 | 77 | 21 | 2 | l | $a b c d g h i j$ $k m n p q r s t$ |
| 7 | A17 | 867 | 13 | 8 | $a b d e f j l$ | $i m$ |
| 8 | A22 | 44 | 11 | 2 | k | $a b c d e g h i j$ |
| 9 | A53 | 460 | 10 | 4 | $a g j$ | $d f$ |
| 10 | A55 | 302 | 10 | 5 | $a f i j$ | $d e h$ |
| 11 | A59 | 694 | 7 | 4 | $d f g$ | $b e$ |
| 12 | A65 | 198 | 10 | 6 | $b e f g j$ | $a d$ |
| 13 | A67 | 183 | 14 | 10 | $b c e f g i j k l$ | $h m n$ |
| 14 | A88 | 135 | 9 | 6 | $c e f g h$ | $a b d$ |
| 15 | A95 | 587 | 7 | 2 | a | $b f$ |
| 16 | A97 | 284 | 4 | 2 | a | $b c$ |

Table 10.4.2: Instances of Tideman’s database with $M-1$ Condorcet winners

The 45 instances with M Condorcet winners are interesting because, in these instances, we know that we can remove all other alternatives or any subset of the other alternatives and the result will not change. This observation follows directly from the definition of Condorcet winners.

The 16 instances with $M-1$ Condorcet winners and a set B such that the last remaining winner must come from the set B are interesting because, again, we know that we can remove all other alternatives or any subset of the other alternatives and the result will not change. The proof for this is identical to the proof that the Schulze method satisfies Smith-IIA (section 4.7).

Only in 5 instances (A11, A33, A34, A35, A90), there are less than $M-1$ Condorcet winners. This shows that we succeeded in defining the Condorcet criterion for multi-winner elections in such a manner that there are always many Condorcet winners (section 9.3).

11. Mixed Member Proportional Representation

Today, many countries use *proportional representation by party lists* (PRPL). This election method has two serious problems. First, it gives too much power to the party machines that control the nomination processes. Second, it allows proportionality only according to one criterion: party affiliations.

A possible way to circumvent the shortcomings of PRPL is through *proportional representation by the single transferable vote* (STV). To cope with the large number of candidates who are typically running for a parliament, the electorate is divided into districts of e.g. 7 seats each and the same candidate must not run in more than one district. Droop proportionality is then satisfied only on the district level, so that it can happen that a party with about 10% of the votes does not win a single seat.

Therefore, people who promote STV in countries that use PRPL are frequently confronted with the defamation that they were dishonest and that their real aim was to increase the threshold for small parties to gain parliamentary representation from a *legal* threshold of typically about 5% in countries that are using PRPL to a *natural* threshold of typically about 10% in countries that are using STV. Because of this reason, it might be a useful strategy to include into the STV proposal a compensation of party proportionality on the national level.

One way to achieve this compensation of party proportionality is through *mixed member proportional representation* (MMP). Here, each voter gets two ballots: a *district ballot* and a *party ballot*. With the district ballots, the voters elect their district representatives. With the party ballots, the voters indicate their party support. When, on the national level, the elected district representatives do not reflect party proportionality (as indicated by the party ballots) in an appropriate manner, then *additional representatives* are added to the parliament to compensate party proportionality (so that the total size of the parliament increases). Usually, these additional representatives are chosen from candidate lists that have been submitted by the parties in advance of the elections. The main problem of this way to choose these additional representatives is that, again, it gives too much power to the party machines that control the nomination processes.

One way to avoid this problem of the common way to choose these additional representatives is to use MMP with the “*best loser*” method. Here, when a party gets additional representatives, then these additional representatives are those candidates who performed best in their respective districts without being elected. Advantage of the “*best loser*” method is that, with their district votes, the voters do not only elect their district representatives, they also decide (in those cases where a party gets additional representatives) who these additional representatives are.

Where concrete numbers are needed, we use the elections to the *Berlin House of Representatives* (“*Abgeordnetenhaus von Berlin*”) to illustrate the proposed method. The constitution of Berlin says that its House has a standard size of 130 seats; this is usually interpreted as saying that the House must have 130 seats plus eventual overhang seats plus eventual compensation seats. We recommend that 80% of these seats should be filled by STV on the district level.

11.1. The Districts

Berlin is currently divided into 12 boroughs (sing.: *Bezirk*, plur.: *Bezirke*).

| | borough | eligible voters |
|----|----------------------------|-----------------|
| 1 | Mitte | 197,148 |
| 2 | Friedrichshain-Kreuzberg | 171,249 |
| 3 | Pankow | 283,368 |
| 4 | Charlottenburg-Wilmersdorf | 216,762 |
| 5 | Spandau | 162,922 |
| 6 | Steglitz-Zehlendorf | 217,191 |
| 7 | Tempelhof-Schöneberg | 232,529 |
| 8 | Neukölln | 200,578 |
| 9 | Treptow-Köpenick | 199,830 |
| 10 | Marzahn-Hellersdorf | 202,868 |
| 11 | Lichtenberg | 203,709 |
| 12 | Reinickendorf | 181,562 |
| | total: | 2,425,480 |

Table 11.1.1: The 12 Berlin boroughs



Graphic 11.1.2: The 12 Berlin boroughs

We recommend that the districts for the elections to the House should be the 12 Berlin boroughs. In the Hill-Huntington method, each district first gets one seat; then the numbers of eligible voters for each district are divided by $\sqrt{1 \cdot 2}$, $\sqrt{2 \cdot 3}$, $\sqrt{3 \cdot 4}$, ... and the remaining seats go to the largest quotients. When the Hill-Huntington method is being used to allocate the 104 district seats to the 12 districts, then we get two 7-seat districts (Friedrichshain-Kreuzberg, Spandau), four 8-seat districts (Mitte, Neukölln, Treptow-Köpenick, Reinickendorf), four 9-seat districts (Charlottenburg-Wilmersdorf, Steglitz-Zehlendorf, Marzahn-Hellersdorf, Lichtenberg), one 10-seat district (Tempelhof-Schöneberg), and one 12-seat district (Pankow) [seats 1–104 in table 11.1.3]. The compensation seats go to Mitte (2 seats), Friedrichshain-Kreuzberg (2 seats), Pankow (3 seats), Charlottenburg-Wilmersdorf (2 seats), Spandau (2 seats), Steglitz-Zehlendorf (2 seats), Tempelhof-Schöneberg (2 seats), Neukölln (3 seats), Treptow-Köpenick (2 seats), Marzahn-Hellersdorf (2 seats), Lichtenberg (2 seats), and Reinickendorf (2 seats) [seats 105–130 in table 11.1.3]. If additional 15 compensation seats should be needed to achieve proportionality, then these seats go to Mitte (one seat), Friedrichshain-Kreuzberg (one seat), Pankow (one seat), Charlottenburg-Wilmersdorf (2 seats), Steglitz-Zehlendorf (2 seats), Tempelhof-Schöneberg (2 seats), Neukölln (one seat), Treptow-Köpenick (2 seats), Marzahn-Hellersdorf (one seat), Lichtenberg (one seat), and Reinickendorf (one seat) [seats 131–145 in table 11.1.3]. This guarantees that, regardless of the final number of seats, each district gets its proportional share of seats.

| district | eligible voters | number of eligible voters divided by ... | | | | | | | | | | | | | | | |
|----------------------------|-----------------|--|--------------------------|--------------------------|--------------------------|--------------------------|--------------------------|--------------------------|--------------------------|---------------------------|----------------------------|----------------------------|----------------------------|----------------------------|----------------------------|----------------------------|----------------------------|
| | | ... $\sqrt{(1 \cdot 2)}$ | ... $\sqrt{(2 \cdot 3)}$ | ... $\sqrt{(3 \cdot 4)}$ | ... $\sqrt{(4 \cdot 5)}$ | ... $\sqrt{(5 \cdot 6)}$ | ... $\sqrt{(6 \cdot 7)}$ | ... $\sqrt{(7 \cdot 8)}$ | ... $\sqrt{(8 \cdot 9)}$ | ... $\sqrt{(9 \cdot 10)}$ | ... $\sqrt{(10 \cdot 11)}$ | ... $\sqrt{(11 \cdot 12)}$ | ... $\sqrt{(12 \cdot 13)}$ | ... $\sqrt{(13 \cdot 14)}$ | ... $\sqrt{(14 \cdot 15)}$ | ... $\sqrt{(15 \cdot 16)}$ | ... $\sqrt{(16 \cdot 17)}$ |
| Mitte | 197,148 | 139,405 (21. seat) | 80,485 (34. seat) | 56,912 (46. seat) | 44,084 (58. seat) | 35,994 (71. seat) | 30,421 (83. seat) | 26,345 (96. seat) | 23,234 (107. seat) | 20,781 (120. seat) | 18,797 (134. seat) | 17,160 | 15,784 | 14,614 | 13,605 | 12,726 | 11,954 |
| Friedrichshain-Kreuzberg | 171,249 | 121,091 (23. seat) | 69,912 (36. seat) | 49,435 (50. seat) | 38,292 (64. seat) | 31,266 (79. seat) | 26,424 (95. seat) | 22,884 (109. seat) | 20,182 (124. seat) | 18,051 (137. seat) | 16,328 | 14,905 | 13,711 | 12,694 | 11,817 | 11,054 | 10,383 |
| Pankow | 283,368 | 200,371 (13. seat) | 115,685 (24. seat) | 81,801 (32. seat) | 63,363 (39. seat) | 51,736 (49. seat) | 43,725 (59. seat) | 37,867 (65. seat) | 33,395 (75. seat) | 29,870 (84. seat) | 27,018 (92. seat) | 24,664 (100. seat) | 22,688 (111. seat) | 21,005 (119. seat) | 19,554 (125. seat) | 18,291 (136. seat) | 17,182 |
| Charlottenburg-Wilmersdorf | 216,762 | 153,274 (16. seat) | 88,493 (28. seat) | 62,574 (41. seat) | 48,469 (52. seat) | 39,575 (63. seat) | 33,447 (74. seat) | 28,966 (87. seat) | 25,546 (98. seat) | 22,849 (110. seat) | 20,667 (122. seat) | 18,867 (133. seat) | 17,355 (143. seat) | 16,067 | 14,958 | 13,992 | 13,143 |
| Spandau | 162,922 | 115,203 (25. seat) | 66,513 (38. seat) | 47,032 (53. seat) | 36,430 (70. seat) | 29,745 (85. seat) | 25,139 (99. seat) | 21,771 (113. seat) | 19,201 (128. seat) | 17,173 | 15,534 | 14,181 | 13,044 | 12,077 | 11,243 | 10,517 | 9,879 |
| Steglitz-Zehlendorf | 217,191 | 153,577 (15. seat) | 88,668 (27. seat) | 62,698 (40. seat) | 48,565 (51. seat) | 39,653 (62. seat) | 33,513 (73. seat) | 29,023 (86. seat) | 25,596 (97. seat) | 22,894 (108. seat) | 20,708 (121. seat) | 18,904 (132. seat) | 17,389 (142. seat) | 16,099 | 14,988 | 14,020 | 13,169 |
| Tempelhof-Schöneberg | 232,529 | 164,423 (14. seat) | 94,930 (26. seat) | 67,125 (37. seat) | 51,995 (48. seat) | 42,454 (60. seat) | 35,880 (72. seat) | 31,073 (80. seat) | 27,404 (89. seat) | 24,511 (101. seat) | 22,171 (112. seat) | 20,239 (123. seat) | 18,617 (135. seat) | 17,236 (145. seat) | 16,046 | 15,010 | 14,099 |
| Neukölln | 200,578 | 141,830 (19. seat) | 81,886 (31. seat) | 57,902 (44. seat) | 44,851 (56. seat) | 36,620 (68. seat) | 30,950 (81. seat) | 26,803 (93. seat) | 23,638 (105. seat) | 21,143 (117. seat) | 19,124 (130. seat) | 17,458 (140. seat) | 16,059 | 14,868 | 13,841 | 12,947 | 12,162 |
| Treptow-Köpenick | 199,830 | 141,301 (20. seat) | 81,580 (33. seat) | 57,686 (45. seat) | 44,683 (57. seat) | 36,484 (69. seat) | 30,834 (82. seat) | 26,703 (94. seat) | 23,550 (106. seat) | 21,064 (118. seat) | 19,053 (131. seat) | 17,393 (141. seat) | 15,999 | 14,812 | 13,790 | 12,899 | 12,116 |
| Marzahn-Hellersdorf | 202,868 | 143,449 (18. seat) | 82,821 (30. seat) | 58,563 (43. seat) | 45,363 (55. seat) | 37,038 (67. seat) | 31,303 (78. seat) | 27,109 (91. seat) | 23,908 (104. seat) | 21,384 (116. seat) | 19,343 (127. seat) | 17,657 (139. seat) | 16,242 | 15,038 | 13,999 | 13,095 | 12,301 |
| Lichtenberg | 203,709 | 144,044 (17. seat) | 83,164 (29. seat) | 58,806 (42. seat) | 45,551 (54. seat) | 37,192 (66. seat) | 31,433 (77. seat) | 27,222 (90. seat) | 24,007 (103. seat) | 21,473 (114. seat) | 19,423 (126. seat) | 17,731 (138. seat) | 16,310 | 15,100 | 14,057 | 13,149 | 12,352 |
| Reinickendorf | 181,562 | 128,384 (22. seat) | 74,122 (35. seat) | 52,412 (47. seat) | 40,598 (61. seat) | 33,149 (76. seat) | 28,016 (88. seat) | 24,262 (102. seat) | 21,397 (115. seat) | 19,138 (129. seat) | 17,311 (144. seat) | 15,803 | 14,537 | 13,458 | 12,529 | 11,720 | 11,009 |

Table 11.1.3: Allocation of the seats to the 12 districts according to the Hill-Huntington method

11.2. The District Ballot

The same candidate must not run in more than one district. The same candidate must not run simultaneously as an independent candidate and as a party candidate. The same candidate must not run for more than one party simultaneously.

On the district ballot, the candidates are sorted according to their party affiliations. Candidates with the same party affiliation are sorted in an order determined by this party. Each party can nominate as many candidates as it wants to.

The individual voter ranks the candidates in order of preference. The individual voter may ...

... give the same preference to more than one candidate.


... keep candidates unranked. When a given voter does not rank all candidates, then this means (1) that this voter strictly prefers all ranked candidates to all not ranked candidates and (2) that this voter is indifferent between all not ranked candidates.

... skip preferences. However, skipping some preferences does not have any impact on the result of the elections, since the result of the elections depends only on the order in which the individual voters ranks the candidates and not on the absolute preferences of the individual voters.


... give preferences to party labels. When a voter gives a preference to a party label, then this means that each candidate of this party gets this preference unless this voter explicitly gives a different preference to this candidate.

Graphic 11.2.1 shows how a cast district ballot could look like. Graphic 11.2.2 illustrates how this district ballot would be interpreted.

The winners of the district seats are calculated by Schulze STV (section 9).

| | |
|---|-----------|
| Elections to the Berlin House of Representatives on 17. September 2006 | |
| <h1>District Ballot</h1> | |
| for district Friedrichshain-Kreuzberg | |
| <i>please rank the candidates in order of preference</i> | |
|  | |
| 01: Social Democratic Party of Germany (SPD) | 14 |
| 01.001: Junge-Reyer , Ingeborg | 23 |
| 01.002: Zackenfels , Stefan | 7 |
| 01.003: Kitschun , Susanne | |
| 01.004: Eggert , Björn | |
| 01.005: Bayram , Canan | |
| 01.006: Fischer , Silke | |
| 01.007: Heinemann , Sven | 23 |
| 01.008: Miethke , Petra | 23 |
| 01.009: Kayhan , Sevgi | 6 |
| 01.010: Erdem , Hediye | 8 |
| 01.011: Klebba , Sigrid | 13 |
| 01.012: Postler , Lorenz | |
| 01.013: Hehmke , Andy | |
| 01.014: Dr. Beckers , Peter | 19 |
| 01.015: Lorenz , Dorit | 24 |
| 01.016: Borchard , Andreas | |
| 02: Christian Democratic Union of Germany (CDU) | |
| 02.001: Wansner , Kurt | |
| 02.002: Bleiler , Rainer | |
| 02.003: Ruhland , Thomas | |
| 02.004: Samuray , Sedat | 16 |
| 02.005: Stry , Ernst-Uwe | |
| 02.006: Rösner , Helga | 14 |
| 02.007: Glatzel , Edgar | 20 |
| 02.008: Schill , Michael | |
| 02.009: Müller , Götz | |
| 02.010: Freitag , Jens-Matthias | |
| 02.011: Husein , Timur | |
| 02.012: Wöhrn , Marina | |
| 02.013: Taşkıran , Ertan | |
| 02.014: Przewieslik , Wolfgang | |
| 02.015: Konschak , Benjamin | |
| 02.016: Bohl , Daniel-Stephan | |
| 03: Left Party | 15 |
| 03.001: Michels , Martina | 11 |
| 03.002: Wolf , Udo | 14 |
| 03.003: Matuschek , Jutta | 23 |
| 03.004: Zillich , Steffen | 16 |
| 03.005: İzgin , Figen | 5 |
| 03.006: Günther , Andreas | |
| 03.007: Vordenbäumen , Vera | 13 |
| 03.008: Krüger , Wolfgang | |
| 03.009: Reinauer , Cornelia | |
| 03.010: Bauer , Kerstin | |
| 03.011: Mildner-Spindler , Knut | |
| 03.012: Richter , Claudia | 6 |
| 03.013: Schüssler , Lothar | 16 |
| 03.014: Thimm , Helga | 10 |
| 03.015: Pempel , Joachim | 21 |
| 03.016: Sommer-Wetter , Regine | |
| 04: Alliance '90 / The Greens (B'90G) | 15 |
| 04.001: Ratzmann , Volker | 16 |
| 04.002: Mutlu , Özcan | 2 |
| 04.003: Dr. Klotz , Sibyll-Anka | 12 |
| 04.004: Lux , Benedikt | |
| 04.005: Herrmann , Clara | 17 |
| 04.006: Stephan , André | 9 |
| 04.007: Pohner , Wolfgang | |
| 04.008: Dr. Altug , Mehmet | |
| 04.009: Burkert-Eulitz , Marianne | 13 |
| 04.010: Kosche , Heidi | 23 |
| 04.011: Behrendt , Dirk | 1 |
| 04.012: Hauser-Jabs , Christine | 12 |
| 04.013: Schulz , Franz | 4 |
| 04.014: Kapek , Antje | 3 |
| 04.015: Wesener , Daniel | 22 |
| 04.016: Çetinkaya , İstikbal | 13 |
| 05: Free Democratic Party of Germany (FDP) | 20 |
| 05.001: Peters , Frank | 21 |
| 05.002: Dr. Hansen , Nikoline | |
| 05.003: Eydner , John | |
| 05.004: Hohl , Heinrich | |
| 05.005: Salonek , Gumbert-Olaf | 23 |
| 05.006: Diener , Thomas | |
| 05.007: Schaefer , Martina | |
| 05.008: Wolf , Tobias | |
| 05.009: Dr. Stolz , Peter | |
| 05.010: Lauf , Sebastian | |
| 05.011: Paun , Christopher | 21 |
| 05.012: Joecken , Ilka | |
| 06: The Republicans (REP) | |
| 06.001: Dr. Clemens , Björn | |
| 06.002: Kuhn , Daniel | |
| 06.003: Hinze , Harald Björn Gunnar | |
| 06.004: Nestmann , Günther | |
| 07: Ecological Democratic Party (ödp) | 18 |
| 07.001: Machel-Ebeling , Johannes | |
| 08: Civil Rights Movement Solidarity (BüSo) | 22 |
| 08.001: Hinz , Björn | |
| 09: Humane Economy Party | 18 |
| 09.001: Dr. Heinrichs , Johannes | |
| 10.001: Eisner , Udo (independent) | 21 |
| 11.001: Stiewe , Hauke (independent) | 20 |

Graphic 11.2.1: Example of a cast district ballot

| | |
|---|-----------|
| Elections to the Berlin House of Representatives on 17. September 2006 | |
| District Ballot | |
| for district Friedrichshain-Kreuzberg | |
| <i>please rank the candidates in order of preference</i> | |
|  | |
| 01: Social Democratic Party of Germany (SPD) | |
| 01.001: Junge-Reyer , Ingeborg | 23 |
| 01.002: Zackenfels , Stefan | 7 |
| 01.003: Kitschun , Susanne | 14 |
| 01.004: Eggert , Björn | 14 |
| 01.005: Bayram , Canan | 14 |
| 01.006: Fischer , Silke | 14 |
| 01.007: Heinemann , Sven | 23 |
| 01.008: Miethke , Petra | 23 |
| 01.009: Kayhan , Sevgi | 6 |
| 01.010: Erdem , Hediye | 8 |
| 01.011: Klebba , Sigrid | 13 |
| 01.012: Postler , Lorenz | 14 |
| 01.013: Hehmke , Andy | 14 |
| 01.014: Dr. Beckers , Peter | 19 |
| 01.015: Lorenz , Dorit | 24 |
| 01.016: Borchard , Andreas | 14 |
| 02: Christian Democratic Union of Germany (CDU) | |
| 02.001: Wansner , Kurt | 25 |
| 02.002: Bleiler , Rainer | 25 |
| 02.003: Ruhland , Thomas | 25 |
| 02.004: Samuray , Sedat | 16 |
| 02.005: Stry , Ernst-Uwe | 25 |
| 02.006: Rösner , Helga | 14 |
| 02.007: Glatzel , Edgar | 20 |
| 02.008: Schill , Michael | 25 |
| 02.009: Müller , Götz | 25 |
| 02.010: Freitag , Jens-Matthias | 25 |
| 02.011: Husein , Timur | 25 |
| 02.012: Wöhrn , Marina | 25 |
| 02.013: Taşkıran , Ertan | 25 |
| 02.014: Przewieslik , Wolfgang | 25 |
| 02.015: Konschak , Benjamin | 25 |
| 02.016: Bohl , Daniel-Stephan | 25 |
| 03: Left Party | |
| 03.001: Michels , Martina | 11 |
| 03.002: Wolf , Udo | 14 |
| 03.003: Matuschek , Jutta | 23 |
| 03.004: Zillich , Steffen | 16 |
| 03.005: İzgin , Figen | 5 |
| 03.006: Günther , Andreas | 15 |
| 03.007: Vordenbäumen , Vera | 13 |
| 03.008: Krüger , Wolfgang | 15 |
| 03.009: Reinauer , Cornelia | 15 |
| 03.010: Bauer , Kerstin | 15 |
| 03.011: Mildner-Spindler , Knut | 15 |
| 03.012: Richter , Claudia | 6 |
| 03.013: Schüssler , Lothar | 16 |
| 03.014: Thimm , Helga | 10 |
| 03.015: Pempel , Joachim | 21 |
| 03.016: Sommer-Wetter , Regine | 15 |
| 04: Alliance '90 / The Greens (B'90G) | |
| 04.001: Ratzmann , Volker | 16 |
| 04.002: Mutlu , Özcan | 2 |
| 04.003: Dr. Klotz , Sibyll-Anka | 12 |
| 04.004: Lux , Benedikt | 15 |
| 04.005: Herrmann , Clara | 17 |
| 04.006: Stephan , André | 9 |
| 04.007: Pohner , Wolfgang | 15 |
| 04.008: Dr. Altug , Mehmet | 15 |
| 04.009: Burkert-Eulitz , Marianne | 13 |
| 04.010: Kosche , Heidi | 23 |
| 04.011: Behrendt , Dirk | 1 |
| 04.012: Hauser-Jabs , Christine | 12 |
| 04.013: Schulz , Franz | 4 |
| 04.014: Kapek , Antje | 3 |
| 04.015: Wesener , Daniel | 22 |
| 04.016: Çetinkaya , İstikbal | 13 |
| 05: Free Democratic Party of Germany (FDP) | |
| 05.001: Peters , Frank | 21 |
| 05.002: Dr. Hansen , Nikoline | 20 |
| 05.003: Eydner , John | 20 |
| 05.004: Hohl , Heinrich | 20 |
| 05.005: Salonek , Gumbert-Olaf | 23 |
| 05.006: Diener , Thomas | 20 |
| 05.007: Schaefer , Martina | 20 |
| 05.008: Wolf , Tobias | 20 |
| 05.009: Dr. Stolz , Peter | 20 |
| 05.010: Lauf , Sebastian | 20 |
| 05.011: Paun , Christopher | 21 |
| 05.012: Joecken , Ilka | 20 |
| 06: The Republicans (REP) | |
| 06.001: Dr. Clemens , Björn | 25 |
| 06.002: Kuhn , Daniel | 25 |
| 06.003: Hinze , Harald Björn Gunnar | 25 |
| 06.004: Nestmann , Günther | 25 |
| 07: Ecological Democratic Party (ödp) | |
| 07.001: Machel-Ebeling , Johannes | 18 |
| 08: Civil Rights Movement Solidarity (BüSo) | |
| 08.001: Hinz , Björn | 22 |
| 09: Humane Economy Party | |
| 09.001: Dr. Heinrichs , Johannes | 18 |
| 10.001: Eisner , Udo (independent) | 21 |
| 11.001: Stiewe , Hauke (independent) | 20 |

Graphic 11.2.2: Interpretation of the cast district ballot

11.3. The Party Ballot

On the party ballot of a given district, all those parties are listed that have nominated district candidates. The individual voter can vote for one and only one party. Graphic 11.3.1 shows how a party ballot for district Friedrichshain-Kreuzberg could look like.

The district ballot and the party ballot are on the same sheet of paper. This is necessary because the weight of a voter's party vote can depend on this voter's district vote.

| | |
|---|--|
| Elections to the Berlin House of Representatives on 17. September 2006 <h2 style="text-align: center;">Party Ballot</h2> for district Friedrichshain-Kreuzberg <div style="text-align: right;"> <i>please vote for one and only one party</i>  </div> | |
| 01: Social Democratic Party of Germany (SPD) | |
| 02: Christian Democratic Union of Germany (CDU) | |
| 03: Left Party | |
| 04: Alliance '90 / The Greens (B'90G) | |
| 05: Free Democratic Party of Germany (FDP) | |
| 06: The Republicans (REP) | |
| 07: Ecological Democratic Party (ödp) | |
| 08: Civil Rights Movement Solidarity (BüSo) | |
| 09: Humane Economy Party | |

Graphic 11.3.1: Party ballot for the district Friedrichshain-Kreuzberg

11.4. Allocation of District Voters to District Winners

For each district, we calculate an allocation of the voters of this district to the district winners of this district. The purpose of this allocation will be explained in section 11.5.

Table 11.4.1 shows the voting patterns in example A53 before and after proportional completion (restricted to the district winners).

| before proportional completion | | | | | | voters | after proportional completion | | | | | |
|--------------------------------|------------------|----------|----------|----------|----------|---|-------------------------------|----------|----------|----------|----------|----------------|
| voting pattern | number of voters | <i>a</i> | <i>d</i> | <i>g</i> | <i>j</i> | | number of voters | <i>a</i> | <i>d</i> | <i>g</i> | <i>j</i> | voting pattern |
| 1 | 8 | 1 | 3 | 2 | 3 | 1, 41, 230, 238, 402, 440, 443, 451 | 2.556098 | 1 | 3 | 2 | 4 | 1.001 |
| | | | | | | | 5.443902 | 1 | 4 | 2 | 3 | 1.002 |
| 2 | 8 | 1 | 2 | 3 | 4 | 2, 39, 163, 165, 411, 423, 436, 457 | 8.000000 | 1 | 2 | 3 | 4 | 2.001 |
| 3 | 14 | 1 | 4 | 3 | 2 | 3, 17, 52, 211, 250, 279, 408, 410, 418, 419, 430, 433, 444, 450 | 14.000000 | 1 | 4 | 3 | 2 | 3.001 |
| 4 | 17 | 2 | 2 | 2 | 1 | 4, 5, 65, 189, 209, 210, 239, 252, 259, 261, 273, 323, 324, 326, 390, 396, 399 | 3.885714 | 2 | 3 | 4 | 1 | 4.001 |
| | | | | | | | 3.891297 | 2 | 4 | 3 | 1 | 4.002 |
| | | | | | | | 2.067271 | 3 | 2 | 4 | 1 | 4.003 |
| | | | | | | | 3.424539 | 3 | 4 | 2 | 1 | 4.004 |
| | | | | | | | 1.332729 | 4 | 2 | 3 | 1 | 4.005 |
| | | | | | | | 2.398450 | 4 | 3 | 2 | 1 | 4.006 |
| 5 | 29 | 2 | 4 | 3 | 1 | 6, 19, 26, 57, 181, 186, 187, 190, 194, 229, 236, 266, 271, 278, 282, 290, 291, 293, 295, 297, 301, 309, 310, 313, 320, 322, 365, 373, 381 | 29.000000 | 2 | 4 | 3 | 1 | 5.001 |
| 6 | 22 | 2 | 3 | 3 | 1 | 7, 8, 10, 56, 179, 182, 183, 207, 208, 280, 294, 296, 299, 303, 305, 306, 308, 314, 385, 386, 393, 398 | 9.428571 | 2 | 3 | 4 | 1 | 6.001 |
| | | | | | | | 12.571429 | 2 | 4 | 3 | 1 | 6.002 |
| 7 | 10 | 1 | 2 | 2 | 2 | 9, 51, 231, 272, 327, 371, 382, 412, 414, 417 | 0.805282 | 1 | 2 | 3 | 4 | 7.001 |
| | | | | | | | 1.185668 | 1 | 2 | 4 | 3 | 7.002 |
| | | | | | | | 1.204172 | 1 | 3 | 2 | 4 | 7.003 |
| | | | | | | | 2.294764 | 1 | 3 | 4 | 2 | 7.004 |
| | | | | | | | 1.985874 | 1 | 4 | 2 | 3 | 7.005 |
| | | | | | | | 2.524240 | 1 | 4 | 3 | 2 | 7.006 |
| 8 | 12 | 3 | 3 | 1 | 2 | 11, 15, 18, 81, 95, 97, 198, 215, 242, 253, 263, 377 | 7.906977 | 3 | 4 | 1 | 2 | 8.001 |
| | | | | | | | 4.093023 | 4 | 3 | 1 | 2 | 8.002 |
| 9 | 21 | 2 | 2 | 1 | 2 | 12, 16, 85, 88, 93, 197, 199, 203, 213, 214, 237, 336, 338, 340, 345, 364, 368, 384, 387, 394, 397 | 2.568225 | 2 | 3 | 1 | 4 | 9.001 |
| | | | | | | | 4.155673 | 2 | 4 | 1 | 3 | 9.002 |
| | | | | | | | 2.115518 | 3 | 2 | 1 | 4 | 9.003 |
| | | | | | | | 7.113311 | 3 | 4 | 1 | 2 | 9.004 |
| | | | | | | | 2.026013 | 4 | 2 | 1 | 3 | 9.005 |
| | | | | | | | 3.021259 | 4 | 3 | 1 | 2 | 9.006 |
| 10 | 15 | 3 | 4 | 2 | 1 | 13, 20, 62, 185, 188, 235, 249, 284, 349, 353, 354, 355, 361, 366, 391 | 15.000000 | 3 | 4 | 2 | 1 | 10.001 |
| 11 | 15 | 2 | 4 | 1 | 3 | 14, 72, 80, 83, 86, 89, 91, 102, 220, 270, 347, 369, 370, 374, 380 | 15.000000 | 2 | 4 | 1 | 3 | 11.001 |
| 12 | 34 | 2 | 3 | 4 | 1 | 21, 22, 23, 27, 58, 59, 61, 63, 64, 168, 191, 223, 225, 226, 227, 277, 286, 287, 288, 289, 292, 298, 300, 302, 304, 307, 311, 312, 315, 316, 317, 318, 319, 321 | 34.000000 | 2 | 3 | 4 | 1 | 12.001 |
| 13 | 7 | 3 | 2 | 3 | 1 | 24, 25, 164, 174, 222, 268, 285 | 4.053528 | 3 | 2 | 4 | 1 | 13.001 |
| | | | | | | | 2.946472 | 4 | 2 | 3 | 1 | 13.002 |

Table 11.4.1 (part 1 of 3): the voting patterns in example A53

| before proportional completion | | | | | | voters | after proportional completion | | | | | |
|--------------------------------|------------------|----------|----------|----------|----------|---|-------------------------------|----------|----------|----------|----------|----------------|
| voting pattern | number of voters | <i>a</i> | <i>d</i> | <i>g</i> | <i>j</i> | | number of voters | <i>a</i> | <i>d</i> | <i>g</i> | <i>j</i> | voting pattern |
| 14 | 14 | 3 | 2 | 4 | 1 | 28, 29, 31, 33, 35, 151, 167, 169, 193, 224, 228, 264, 274, 283 | 14.000000 | 3 | 2 | 4 | 1 | 14.001 |
| 15 | 7 | 4 | 2 | 3 | 1 | 30, 32, 34, 152, 153, 166, 244 | 7.000000 | 4 | 2 | 3 | 1 | 15.001 |
| 16 | 13 | 1 | 4 | 2 | 3 | 36, 53, 55, 68, 202, 247, 376, 405, 416, 420, 422, 431, 437 | 13.000000 | 1 | 4 | 2 | 3 | 16.001 |
| 17 | 18 | 1 | 3 | 4 | 2 | 37, 38, 45, 48, 49, 161, 243, 246, 265, 275, 407, 439, 445, 449, 452, 454, 455, 458 | 18.000000 | 1 | 3 | 4 | 2 | 17.001 |
| 18 | 16 | 1 | 2 | 4 | 3 | 40, 42, 44, 46, 160, 175, 375, 401, 403, 404, 424, 429, 441, 442, 453, 460 | 16.000000 | 1 | 2 | 4 | 3 | 18.001 |
| 19 | 5 | 1 | 2 | 3 | 3 | 43, 171, 379, 447, 459 | 1.997664 | 1 | 2 | 3 | 4 | 19.001 |
| | | | | | | | 3.002336 | 1 | 2 | 4 | 3 | 19.002 |
| 20 | 11 | 1 | 3 | 2 | 4 | 47, 50, 173, 201, 206, 383, 409, 413, 421, 428, 438 | 11.000000 | 1 | 3 | 2 | 4 | 20.001 |
| 21 | 11 | 1 | 3 | 3 | 2 | 54, 406, 415, 425, 426, 427, 432, 434, 435, 446, 456 | 4.714286 | 1 | 3 | 4 | 2 | 21.001 |
| | | | | | | | 6.285714 | 1 | 4 | 3 | 2 | 21.002 |
| 22 | 10 | 4 | 3 | 2 | 1 | 60, 192, 196, 281, 356, 357, 358, 359, 362, 367 | 10.000000 | 4 | 3 | 2 | 1 | 22.001 |
| 23 | 9 | 4 | 3 | 1 | 2 | 66, 73, 74, 100, 101, 176, 205, 217, 328 | 9.000000 | 4 | 3 | 1 | 2 | 23.001 |
| 24 | 8 | 3 | 2 | 1 | 3 | 67, 75, 82, 96, 105, 221, 332, 339 | 3.367397 | 3 | 2 | 1 | 4 | 24.001 |
| | | | | | | | 4.632603 | 4 | 2 | 1 | 3 | 24.002 |
| 25 | 17 | 3 | 4 | 1 | 2 | 69, 70, 71, 78, 79, 84, 92, 98, 106, 216, 219, 234, 245, 251, 333, 372, 378 | 17.000000 | 3 | 4 | 1 | 2 | 25.001 |
| 26 | 10 | 4 | 2 | 1 | 3 | 76, 90, 107, 218, 257, 330, 331, 337, 341, 348 | 10.000000 | 4 | 2 | 1 | 3 | 26.001 |
| 27 | 3 | 2 | 3 | 1 | 3 | 77, 212, 335 | 0.958537 | 2 | 3 | 1 | 4 | 27.001 |
| | | | | | | | 2.041463 | 2 | 4 | 1 | 3 | 27.002 |
| 28 | 8 | 3 | 2 | 1 | 4 | 87, 94, 99, 103, 258, 329, 334, 344 | 8.000000 | 3 | 2 | 1 | 4 | 28.001 |
| 29 | 6 | 2 | 3 | 1 | 4 | 104, 200, 255, 342, 343, 346 | 6.000000 | 2 | 3 | 1 | 4 | 29.001 |
| 30 | 6 | 3 | 1 | 4 | 2 | 108, 112, 130, 157, 170, 178 | 6.000000 | 3 | 1 | 4 | 2 | 30.001 |
| 31 | 9 | 2 | 1 | 2 | 2 | 109, 124, 126, 139, 144, 145, 154, 159, 162 | 1.035975 | 2 | 1 | 3 | 4 | 31.001 |
| | | | | | | | 1.666057 | 2 | 1 | 4 | 3 | 31.002 |
| | | | | | | | 1.086290 | 3 | 1 | 2 | 4 | 31.003 |
| | | | | | | | 2.509647 | 3 | 1 | 4 | 2 | 31.004 |
| | | | | | | | 1.473530 | 4 | 1 | 2 | 3 | 31.005 |
| | | | | | | | 1.228502 | 4 | 1 | 3 | 2 | 31.006 |
| 32 | 14 | 2 | 1 | 4 | 3 | 110, 116, 121, 128, 129, 131, 134, 137, 146, 147, 149, 150, 233, 254 | 14.000000 | 2 | 1 | 4 | 3 | 32.001 |
| 33 | 8 | 3 | 1 | 3 | 2 | 111, 115, 117, 132, 133, 138, 148, 155 | 4.632603 | 3 | 1 | 4 | 2 | 33.001 |
| | | | | | | | 3.367397 | 4 | 1 | 3 | 2 | 33.002 |

Table 11.4.1 (part 2 of 3): the voting patterns in example A53

| before proportional completion | | | | | | voters | after proportional completion | | | | | |
|--------------------------------|------------------|----------|----------|----------|----------|---|-------------------------------|----------|----------|----------|----------|----------------|
| voting pattern | number of voters | <i>a</i> | <i>d</i> | <i>g</i> | <i>j</i> | | number of voters | <i>a</i> | <i>d</i> | <i>g</i> | <i>j</i> | voting pattern |
| 34 | 3 | 3 | 1 | 2 | 3 | 113, 120, 125 | 1.262774 | 3 | 1 | 2 | 4 | 34.001 |
| | | | | | | | 1.737226 | 4 | 1 | 2 | 3 | 34.002 |
| 35 | 6 | 4 | 1 | 2 | 3 | 114, 122, 140, 156, 172, 267 | 6.000000 | 4 | 1 | 2 | 3 | 35.001 |
| 36 | 8 | 3 | 1 | 2 | 4 | 118, 123, 141, 142, 143, 158, 177, 256 | 8.000000 | 3 | 1 | 2 | 4 | 36.001 |
| 37 | 5 | 2 | 1 | 3 | 4 | 119, 127, 135, 136, 241 | 5.000000 | 2 | 1 | 3 | 4 | 37.001 |
| 38 | 15 | 3 | 3 | 2 | 1 | 180, 184, 195, 204, 232, 260, 269, 350, 351, 352, 360, 363, 388, 389, 392 | 9.883721 | 3 | 4 | 2 | 1 | 38.001 |
| | | | | | | | 5.116279 | 4 | 3 | 2 | 1 | 38.002 |
| 39 | 8 | 1 | 1 | 1 | 1 | 240, 248, 262, 276, 325, 395, 400, 448 | 0.191203 | 1 | 2 | 3 | 4 | 39.001 |
| | | | | | | | 0.357310 | 1 | 2 | 4 | 3 | 39.002 |
| | | | | | | | 0.261244 | 1 | 3 | 2 | 4 | 39.003 |
| | | | | | | | 0.442638 | 1 | 3 | 4 | 2 | 39.004 |
| | | | | | | | 0.361589 | 1 | 4 | 2 | 3 | 39.005 |
| | | | | | | | 0.403716 | 1 | 4 | 3 | 2 | 39.006 |
| | | | | | | | 0.106831 | 2 | 1 | 3 | 4 | 39.007 |
| | | | | | | | 0.277275 | 2 | 1 | 4 | 3 | 39.008 |
| | | | | | | | 0.168615 | 2 | 3 | 1 | 4 | 39.009 |
| | | | | | | | 0.837421 | 2 | 3 | 4 | 1 | 39.010 |
| | | | | | | | 0.375171 | 2 | 4 | 1 | 3 | 39.011 |
| | | | | | | | 0.804650 | 2 | 4 | 3 | 1 | 39.012 |
| | | | | | | | 0.183169 | 3 | 1 | 2 | 4 | 39.013 |
| | | | | | | | 0.232606 | 3 | 1 | 4 | 2 | 39.014 |
| | | | | | | | 0.238636 | 3 | 2 | 1 | 4 | 39.015 |
| | | | | | | | 0.356120 | 3 | 2 | 4 | 1 | 39.016 |
| | | | | | | | 0.566731 | 3 | 4 | 1 | 2 | 39.017 |
| | | | | | | | 0.501031 | 3 | 4 | 2 | 1 | 39.018 |
| | | | | | | | 0.163022 | 4 | 1 | 2 | 3 | 39.019 |
| | | | | | | | 0.081343 | 4 | 1 | 3 | 2 | 39.020 |
| | | | | | | | 0.294843 | 4 | 2 | 1 | 3 | 39.021 |
| | | | | | | | 0.199632 | 4 | 2 | 3 | 1 | 39.022 |
| | | | | | | | 0.285209 | 4 | 3 | 1 | 2 | 39.023 |
| | | | | | | | 0.309995 | 4 | 3 | 2 | 1 | 39.024 |
| | 460 | | | | | | 460.000000 | | | | | |

Table 11.4.1 (part 3 of 3): the voting patterns in example A53

To calculate the allocation of the voters to the winners, we proceed as follows:

Step #1: Suppose a_m is the number of voters with voting profile m . For example, line 16 of table 11.4.2 says that, after proportional completion, $a_m = 20.476919$ voters have the voting pattern $j > d > a > g$.

Suppose x_{mn} is the share of voter m that is allocated to candidate n . Then we must have

$$(11.4.1) \quad \sum_{m=1}^{24} (a_m \cdot x_{mn}) = 115 \quad \text{for every candidate } n.$$

$$(11.4.2) \quad \sum_{n=1}^4 x_{mn} = 1 \quad \text{for every voter } m.$$

$$(11.4.3) \quad x_{mn} \geq 0 \quad \text{for every voter } m \text{ and every candidate } n.$$

We minimize [subject to (11.4.1) – (11.4.3)] $\max \{ x_{mr} \}$ where candidate r is the fourth preference of voter m . We fix those x_{mr} that are in the basic feasible solution. We then minimize [subject to (11.4.1) – (11.4.3) and subject to those x_{mr} that have already been fixed] $\max \{ x_{mr} \}$ (again where candidate r is the fourth preference of voter m) for the remaining voters. We proceed until x_{mr} is fixed wherever candidate r is the fourth preference of voter m .

For example A53, we get $x_{mr} = 0$ wherever candidate r is the fourth preference of voter m . So a voter is never allocated to his fourth preference.

Step #2: We minimize [subject to (11.4.1) – (11.4.3) and subject to those x_{mr} that have been fixed in Step #1] $\max \{ x_{mr} + x_{ms} \}$ where candidate r is the fourth preference and candidate s is the third preference of voter m . We fix those x_{ms} that are in the basic feasible solution. We then minimize [subject to (11.4.1) – (11.4.3) and subject to those x_{mr} and x_{ms} that have already been fixed] $\max \{ x_{mr} + x_{ms} \}$ for the remaining voters. We proceed until x_{ms} is fixed wherever candidate s is the third preference of voter m .

For example A53, we get $x_{ms} = 0$ wherever candidate s is the third preference of voter m . So a voter is never allocated to his third preference.

Step #3: We minimize [subject to (11.4.1) – (11.4.3) and subject to those x_{mr} and x_{ms} that have been fixed in Step #1 and Step #2] $\max \{ x_{mr} + x_{ms} + x_{mt} \}$ where candidate r is the fourth preference, candidate s is the third preference, and candidate t is the second preference of voter m . We fix those x_{mt} that are in the basic feasible solution. We then minimize [subject to (11.4.1) – (11.4.3) and subject to those x_{mr} , x_{ms} , and x_{mt} that have already been fixed] $\max \{ x_{mr} + x_{ms} + x_{mt} \}$ for the remaining voters. We proceed until x_{mt} is fixed wherever candidate t is the second preference of voter m .

For example A53, we get $\max \{ x_{mt} \} = 0.583579$ where candidate t is the second preference of voter m . So up to 58% of the vote of a voter is allocated to his second preference.

The above allocation procedure is motivated by the fact that the winners of an STV election are spaced roughly at equal distance.

| | number of voters | | | | | share | | | | votes | | | |
|----|------------------|----------|----------|----------|----------|----------|----------|----------|----------|------------|------------|------------|------------|
| | | <i>a</i> | <i>d</i> | <i>g</i> | <i>j</i> | <i>a</i> | <i>d</i> | <i>g</i> | <i>j</i> | <i>a</i> | <i>d</i> | <i>g</i> | <i>j</i> |
| 1 | 10.994148 | 1 | 2 | 3 | 4 | 0.416421 | 0.583579 | | | 4.578195 | 6.415952 | | |
| 2 | 20.545315 | 1 | 2 | 4 | 3 | 0.416421 | 0.583579 | | | 8.555500 | 11.989811 | | |
| 3 | 15.021513 | 1 | 3 | 2 | 4 | 0.749836 | | 0.250164 | | 11.263672 | | 3.757842 | |
| 4 | 25.451689 | 1 | 3 | 4 | 2 | 1.000000 | | | | 25.451688 | | | |
| 5 | 20.791365 | 1 | 4 | 2 | 3 | 0.749836 | | 0.250164 | | 15.590114 | | 5.201251 | |
| 6 | 23.213671 | 1 | 4 | 3 | 2 | 1.000000 | | | | 23.213670 | | | |
| 7 | 6.142806 | 2 | 1 | 3 | 4 | | 1.000000 | | | | 6.142806 | | |
| 8 | 15.943332 | 2 | 1 | 4 | 3 | | 1.000000 | | | | 15.943332 | | |
| 9 | 9.695377 | 2 | 3 | 1 | 4 | | | 1.000000 | | | | 9.695377 | |
| 10 | 48.151707 | 2 | 3 | 4 | 1 | 0.279045 | | | 0.720955 | 13.436493 | | | 34.715213 |
| 11 | 21.572307 | 2 | 4 | 1 | 3 | | | 1.000000 | | | | 21.572307 | |
| 12 | 46.267376 | 2 | 4 | 3 | 1 | 0.279045 | | | 0.720955 | 12.910680 | | | 33.356696 |
| 13 | 10.532233 | 3 | 1 | 2 | 4 | | 1.000000 | | | | 10.532233 | | |
| 14 | 13.374857 | 3 | 1 | 4 | 2 | | 1.000000 | | | | 13.374856 | | |
| 15 | 13.721550 | 3 | 2 | 1 | 4 | | 0.583579 | 0.416421 | | | 8.007609 | 5.713942 | |
| 16 | 20.476919 | 3 | 2 | 4 | 1 | | 0.583579 | | 0.416421 | | 11.949900 | | 8.527019 |
| 17 | 32.587019 | 3 | 4 | 1 | 2 | | | 1.000000 | | | | 32.587019 | |
| 18 | 28.809291 | 3 | 4 | 2 | 1 | | | 0.279045 | 0.720955 | | | 8.039089 | 20.770202 |
| 19 | 9.373778 | 4 | 1 | 2 | 3 | | 1.000000 | | | | 9.373778 | | |
| 20 | 4.677242 | 4 | 1 | 3 | 2 | | 1.000000 | | | | 4.677242 | | |
| 21 | 16.953459 | 4 | 2 | 1 | 3 | | 0.583579 | 0.416421 | | | 9.893683 | 7.059776 | |
| 22 | 11.478833 | 4 | 2 | 3 | 1 | | 0.583579 | | 0.416421 | | 6.698806 | | 4.780027 |
| 23 | 16.399491 | 4 | 3 | 1 | 2 | | | 1.000000 | | | | 16.399491 | |
| 24 | 17.824724 | 4 | 3 | 2 | 1 | | | 0.279045 | 0.720955 | | | 4.973900 | 12.850824 |
| | 460.000000 | | | | | | | | | 115.000000 | 115.000000 | 115.000000 | 115.000000 |

Table 11.4.2: Allocation of the voters to the district winners in example A53

In the general case with M seats, N voters, and W different voting profiles after proportional completion, we have:

$$(11.4.4) \quad \sum_{m=1}^W (a_m \cdot x_{mn}) = N / M \quad \text{for every candidate } n.$$

$$(11.4.5) \quad \sum_{n=1}^M x_{mn} = 1 \quad \text{for every voting profile } m.$$

$$(11.4.6) \quad x_{mn} \geq 0 \quad \text{for every voting profile } m \text{ and every candidate } n.$$

x_{mn} is the share of voting profile m that is allocated to candidate n .
 a_m is the number of voters in voting profile m .

For $i := M$ to 2, we proceed as follows:

Subject to (11.4.4) – (11.4.6) and subject to those x_{mn} that have already been fixed, we minimize

$$\max \left\{ \sum_{r=i}^M x_{m, R_m(r)} \mid m \in \{ 1, \dots, W \} \text{ with } x_{m, R_m(i)} \text{ has not yet been fixed} \right\}$$

where $R_m(r)$ is the candidate with the r -th preference in voting profile m . We fix those $x_{m, R_m(i)}$ that are in the basic feasible solution. We proceed until $x_{m, R_m(i)}$ is fixed for all $m \in \{ 1, \dots, W \}$.

For example, row 7 of table 11.4.1 says that, before proportional completion, there are 10 voters (voters #9, #51, #231, #272, #327, #371, #382, #412, #414, #417) who ranked the candidates $a > d \approx g \approx j$. These voters are replaced by 0.805282 voters who rank the candidates $a > d > g > j$ (row 7.001), 1.185668 voters who rank the candidates $a > d > j > g$ (row 7.002), 1.204172 voters who rank the candidates $a > g > d > j$ (row 7.003), 2.294764 voters who rank the candidates $a > j > d > g$ (row 7.004), 1.985874 voters who rank the candidates $a > g > j > d$ (row 7.005), and 2.524240 voters who rank the candidates $a > j > g > d$ (row 7.006) after proportional completion.

| before proportional completion | | | | | | voters | after proportional completion | | | | | |
|--------------------------------|------------------|-----|-----|-----|-----|---|-------------------------------|-----|-----|-----|-----|----------------|
| voting pattern | number of voters | a | d | g | j | | number of voters | a | d | g | j | voting pattern |
| 7 | 10 | 1 | 2 | 2 | 2 | 9, 51, 231, 272, 327, 371, 382, 412, 414, 417 | 0.805282 | 1 | 2 | 3 | 4 | 7.001 |
| | | | | | | | 1.185668 | 1 | 2 | 4 | 3 | 7.002 |
| | | | | | | | 1.204172 | 1 | 3 | 2 | 4 | 7.003 |
| | | | | | | | 2.294764 | 1 | 3 | 4 | 2 | 7.004 |
| | | | | | | | 1.985874 | 1 | 4 | 2 | 3 | 7.005 |
| | | | | | | | 2.524240 | 1 | 4 | 3 | 2 | 7.006 |

Row 7 of table 11.4.1

Row 1 of table 11.4.2 says that, from every voter who votes $a > d > g > j$, 0.416421 is allocated to candidate a and 0.583579 is allocated to candidate d . Row 2 of table 11.4.2 says that, from every voter who votes $a > d > j > g$, 0.416421 is allocated to candidate a and 0.583579 is allocated to candidate d . Row 3 of table 11.4.2 says that, from every voter who votes $a > g > d > j$, 0.749836 is allocated to candidate a and 0.250164 is allocated to candidate g . Row 4 of table 11.4.2 says that, from every voter who votes $a > j > d > g$, 1.000000 is allocated to candidate a . Row 5 of table 11.4.2 says that, from every voter who votes $a > g > j > d$, 0.749836 is allocated to candidate a and 0.250164 is allocated to candidate g . Row 6 of table 11.4.2 says that, from every voter who votes $a > j > g > d$, 1.000000 is allocated to candidate a .

| | number of voters | | | | | share | | | | votes | | | |
|---|------------------|-----|-----|-----|-----|----------|----------|----------|-----|-----------|-----------|----------|-----|
| | | a | d | g | j | a | d | g | j | a | d | g | j |
| 1 | 10.994148 | 1 | 2 | 3 | 4 | 0.416421 | 0.583579 | | | 4.578195 | 6.415952 | | |
| 2 | 20.545315 | 1 | 2 | 4 | 3 | 0.416421 | 0.583579 | | | 8.555500 | 11.989811 | | |
| 3 | 15.021513 | 1 | 3 | 2 | 4 | 0.749836 | | 0.250164 | | 11.263672 | | 3.757842 | |
| 4 | 25.451689 | 1 | 3 | 4 | 2 | 1.000000 | | | | 25.451688 | | | |
| 5 | 20.791365 | 1 | 4 | 2 | 3 | 0.749836 | | 0.250164 | | 15.590114 | | 5.201251 | |
| 6 | 23.213671 | 1 | 4 | 3 | 2 | 1.000000 | | | | 23.213670 | | | |

Rows 1–6 of table 11.4.2

When we combine table 11.4.1 and table 11.4.2, we get that, from every voter who votes $a > d \approx g \approx j$, a share of $(0.805282 / 10) \cdot 0.416421 + (1.185668 / 10) \cdot 0.416421 + (1.204172 / 10) \cdot 0.749836 + (2.294764 / 10) \cdot 1.000000 + (1.985874 / 10) \cdot 0.749836 + (2.524240 / 10) \cdot 1.000000 = 0.804009$ is allocated to candidate a , a share of $(0.805282 / 10) \cdot 0.583579 + (1.185668 / 10) \cdot 0.583579 = 0.116188$ is allocated to candidate d , and a share of $(1.204172 / 10) \cdot 0.250164 + (1.985874 / 10) \cdot 0.250164 = 0.079804$ is allocated to candidate g . In other words: A vote $a > d \approx g \approx j$ contributes with 80% to the election of candidate a , with 12% to the election of candidate d , and with 8% to the election of candidate g .

| | number of voters | | | | | share | | | | votes | | | |
|----|------------------|----------|----------|----------|----------|----------|----------|----------|----------|------------|------------|------------|------------|
| | | <i>a</i> | <i>d</i> | <i>g</i> | <i>j</i> | <i>a</i> | <i>d</i> | <i>g</i> | <i>j</i> | <i>a</i> | <i>d</i> | <i>g</i> | <i>j</i> |
| 1 | 8 | 1 | 3 | 2 | 3 | 0.749836 | | 0.250164 | | 5.998687 | | 2.001313 | |
| 2 | 8 | 1 | 2 | 3 | 4 | 0.416421 | 0.583579 | | | 3.331369 | 4.668631 | | |
| 3 | 14 | 1 | 4 | 3 | 2 | 1.000000 | | | | 14.000000 | | | |
| 4 | 17 | 2 | 2 | 2 | 1 | 0.127655 | 0.116716 | 0.095581 | 0.660048 | 2.170135 | 1.984168 | 1.624875 | 11.220821 |
| 5 | 29 | 2 | 4 | 3 | 1 | 0.279045 | | | 0.720955 | 8.092302 | | | 20.907698 |
| 6 | 22 | 2 | 3 | 3 | 1 | 0.279045 | | | 0.720955 | 6.138988 | | | 15.861012 |
| 7 | 10 | 1 | 2 | 2 | 2 | 0.804009 | 0.116188 | 0.079804 | | 8.040088 | 1.161876 | 0.798035 | |
| 8 | 12 | 3 | 3 | 1 | 2 | | | 1.000000 | | | | 12.000000 | |
| 9 | 21 | 2 | 2 | 1 | 2 | | 0.115091 | 0.884909 | | | 2.416910 | 18.583090 | |
| 10 | 15 | 3 | 4 | 2 | 1 | | | 0.279045 | 0.720955 | | | 4.185674 | 10.814326 |
| 11 | 15 | 2 | 4 | 1 | 3 | | | 1.000000 | | | | 15.000000 | |
| 12 | 34 | 2 | 3 | 4 | 1 | 0.279045 | | | 0.720955 | 9.487527 | | | 24.512473 |
| 13 | 7 | 3 | 2 | 3 | 1 | | 0.583579 | | 0.416421 | | 4.085052 | | 2.914948 |
| 14 | 14 | 3 | 2 | 4 | 1 | | 0.583579 | | 0.416421 | | 8.170104 | | 5.829896 |
| 15 | 7 | 4 | 2 | 3 | 1 | | 0.583579 | | 0.416421 | | 4.085052 | | 2.914948 |
| 16 | 13 | 1 | 4 | 2 | 3 | 0.749836 | | 0.250164 | | 9.747866 | | 3.252134 | |
| 17 | 18 | 1 | 3 | 4 | 2 | 1.000000 | | | | 18.000000 | | | |
| 18 | 16 | 1 | 2 | 4 | 3 | 0.416421 | 0.583579 | | | 6.662738 | 9.337262 | | |
| 19 | 5 | 1 | 2 | 3 | 3 | 0.416421 | 0.583579 | | | 2.082106 | 2.917894 | | |
| 20 | 11 | 1 | 3 | 2 | 4 | 0.749836 | | 0.250164 | | 8.248194 | | 2.751806 | |
| 21 | 11 | 1 | 3 | 3 | 2 | 1.000000 | | | | 11.000000 | | | |
| 22 | 10 | 4 | 3 | 2 | 1 | | | 0.279045 | 0.720955 | | | 2.790449 | 7.209551 |
| 23 | 9 | 4 | 3 | 1 | 2 | | | 1.000000 | | | | 9.000000 | |
| 24 | 8 | 3 | 2 | 1 | 3 | | 0.583579 | 0.416421 | | | 4.668631 | 3.331369 | |
| 25 | 17 | 3 | 4 | 1 | 2 | | | 1.000000 | | | | 17.000000 | |
| 26 | 10 | 4 | 2 | 1 | 3 | | 0.583579 | 0.416421 | | | 5.835789 | 4.164211 | |
| 27 | 3 | 2 | 3 | 1 | 3 | | | 1.000000 | | | | 3.000000 | |
| 28 | 8 | 3 | 2 | 1 | 4 | | 0.583579 | 0.416421 | | | 4.668631 | 3.331369 | |
| 29 | 6 | 2 | 3 | 1 | 4 | | | 1.000000 | | | | 6.000000 | |
| 30 | 6 | 3 | 1 | 4 | 2 | | 1.000000 | | | | 6.000000 | | |
| 31 | 9 | 2 | 1 | 2 | 2 | | 1.000000 | | | | 9.000000 | | |
| 32 | 14 | 2 | 1 | 4 | 3 | | 1.000000 | | | | 14.000000 | | |
| 33 | 8 | 3 | 1 | 3 | 2 | | 1.000000 | | | | 8.000000 | | |
| 34 | 3 | 3 | 1 | 2 | 3 | | 1.000000 | | | | 3.000000 | | |
| 35 | 6 | 4 | 1 | 2 | 3 | | 1.000000 | | | | 6.000000 | | |
| 36 | 8 | 3 | 1 | 2 | 4 | | 1.000000 | | | | 8.000000 | | |
| 37 | 5 | 2 | 1 | 3 | 4 | | 1.000000 | | | | 5.000000 | | |
| 38 | 15 | 3 | 3 | 2 | 1 | | | 0.279045 | 0.720955 | | | 4.185674 | 10.814326 |
| 39 | 8 | 1 | 1 | 1 | 1 | 0.250000 | 0.250000 | 0.250000 | 0.250000 | 2.000000 | 2.000000 | 2.000000 | 2.000000 |
| | | | | | | | | | | 115.000000 | 115.000000 | 115.000000 | 115.000000 |

Table 11.4.3: Allocation of the voters to the district winners in example A53

Table 11.4.3 summarizes tables 11.4.1 and 11.4.2. Table 11.4.3 lists, for every voter of table 11.4.1, how he is allocated to the winners in example A53.

11.5. Allocation of Seats to Parties

We use the Sainte-Laguë method to determine how many seats each party gets. We use 0.8 as first divisor because, as 80% of the seats are district seats, an independent candidate needs 80% of a quota to get elected. So we take the party votes of each party and divide them by 0.8, 1.5, 2.5, 3.5, ... and the 130 seats of the House go to the 130 largest quotients.

Now it can happen that a party a has already won more district seats than it deserves according to its proportional share of party votes (*overhang seats*). In this case, we increase the number of party votes of party a by adding some of those voters, whose district vote has been allocated in section 11.4 to a candidate of party a , to party a .

To use a more formal language: Suppose $0 \leq T(x) \leq 1$ is the share of each voter whose ballot vote has been allocated to a candidate of party x and whose party vote will be allocated to party x (regardless to which party this voter has actually given his party vote). Then we start with $T(x) = 0$ for each party x . When some party a has won overhang seats, then we increase $T(a)$ until party a has enough party votes so that it has no overhang anymore; increasing $T(a)$ means that the share $T(a)$ of each voter, whose district vote has been allocated to a candidate of party a , is automatically interpreted as a party vote for party a and $1 - T(a)$ of each voter, whose district vote has been allocated to a candidate of party a , is interpreted as a party vote for that party for which this voter has actually voted with his party ballot (section 11.3), which might also be party a . If e.g. a voter contributed with 0.804009 to the election of district winners of party a with his district vote (according to section 11.4) and gave his party vote to party b , then $0.804009 \cdot T(a)$ of this voter's party vote goes to party a . When we increase $T(a)$, it can happen that we create an overhang for some other party b ; in this case, we also have to increase $T(b)$. Increasing $T(b)$ however can, again, lead to an overhang for party a . So we have to apply this procedure several times until either (i) it converges to a distribution of party votes without an overhang for any party or (ii) $T(x) = 1$ for some party x . In the latter case, the total number of seats is increased by 1 and the calculation of $T(x)$ is restarted.

Independent candidates are treated as parties with no initial party votes.

Basic idea behind this procedure is the idea that, when party a has an uncompensated overhang, then those voters, who contributed to the election of some candidate of party a with their district vote and who voted for some other party b with their party vote, would have a double voting power. Therefore, a share $0 \leq T(a) \leq 1$ of these votes should be counted for party a and not for party b . This share $T(a)$ should be chosen just large enough that this double voting power disappears.

11.6. Allocation of the Party Seats to its District Organizations

Suppose a_i is the number of party votes (including those voters who have been allocated to party a by raising $T(a)$ and excluding those voters who have been allocated to some other party b by raising $T(b)$ in section 11.5) for party a in district i . Suppose $s_i(a)$ is the number of district seats that the party a has won in district i (according to section 11.2).

To allocate the seats of party a to its district organizations, first each district organization gets $s_i(a)$ seats. We then divide the numbers of party votes for party a in each district i by $(s_i(a) + 0.5)$, $(s_i(a) + 1.5)$, $(s_i(a) + 2.5)$, $(s_i(a) + 3.5)$, ... The remaining seats go to the largest quotients.

Now it can happen that the total number of seats for a district differs from the number of seats this district must get according to table 11.1.3. In this case, we apply Pukelsheim’s biproportional method (Pukelsheim, 2004).

To use a more formal language: For each district i , we calculate a factor F_i . This factor depends only on the district i and is the same for all parties. The factor F_i is chosen in such a manner that, when each party a applies the Sainte-Laguë method to $a_i \cdot F_i$ (instead of a_i), then each district gets exactly as many seats as it should get according to table 11.1.3.

11.7. Best Losers

When a district organization of party a has won more seats (according to section 11.6) than it has won district seats (according to section 11.2), then these additional seats go to the “best losers” of this party. To determine these best losers, we apply Schulze STV, but we restrict it to those voters who voted for party a with their party vote (including those voters who have been allocated to party a by raising $T(a)$ and excluding those voters who have been allocated to some other party b by raising $T(b)$ in section 11.5) and those candidates who have been nominated by party a (according to section 11.2).

For example, if the candidates c_1 and c_2 are those candidates who have run for candidate a on the district ballot and have won district seats and if the district organization has won additional 2 seats according to section 11.6, then the final winners for party a are the candidates (c_1, c_2, c_m, c_n) with $P_{D2}[(c_1, c_2, c_m, c_n), (c_1, c_2, c_r, c_s)] \approx_{D2} P_{D2}[(c_1, c_2, c_r, c_s), (c_1, c_2, c_m, c_n)]$ for every other set of candidates (c_1, c_2, c_r, c_s) according to (9.1.3.3).

When the list of candidates of a district organization gets exhausted, then the remaining seats stay vacant.

11.8. Vacant Seats

(1) Suppose a seat, that has been won by the district vote (according to section 11.2), gets vacant. Then this seat is filled by recounting the district ballots. Those candidates who have died or who have won a compensation seat (according to section 11.7) are ignored. So when (c_1, \dots, c_n) are the current winners. Then the vacant seat goes to candidate $c_i \notin \{c_1, \dots, c_n\}$ with $P_{D2}[(c_1, \dots, c_n, c_i), (c_1, \dots, c_n, c_j)] \approx_{D2} P_{D2}[(c_1, \dots, c_n, c_j), (c_1, \dots, c_n, c_i)]$ for every other candidate $c_j \notin \{c_1, \dots, c_n\}$ according to (9.1.3.3).

(2) Suppose a compensation seat (according to section 11.7) gets vacant. Then this seat is filled by recounting the district ballots. Suppose this seat went to party a . Then the recount is restricted to those voters who voted for party a with their party vote (including those voters who have been allocated to party a by raising $T(a)$ and excluding those voters who have been allocated to some other party b by raising $T(b)$ in section 11.5) and those candidates who have been nominated by party a (according to section 11.2). Those candidates who have died are ignored. So when (c_1, \dots, c_n) are those candidates of party a who are currently holding a district seat (according to section 11.2) or a compensation seat (according to section 11.7). Then the vacant seat goes to candidate $c_i \notin \{c_1, \dots, c_n\}$ with $P_{D2}[(c_1, \dots, c_n, c_i), (c_1, \dots, c_n, c_j)] \succsim_{D2} P_{D2}[(c_1, \dots, c_n, c_j), (c_1, \dots, c_n, c_i)]$ for every other candidate $c_j \notin \{c_1, \dots, c_n\}$ according to (9.1.3.3).

12. Comparison with other Methods

Table 12.2 compares the Schulze method with its main contenders. Extensive descriptions of the different methods can be found in publications by Fishburn (1977), Nurmi (1987), Kopfermann (1991), Levin and Nalebuff (1995), and Tideman (2006). As most of these methods only generate a set \mathcal{S} of potential winners and don't generate a binary relation \mathcal{O} , only that part of the different criteria is considered that refers to the set \mathcal{S} of potential winners.

In terms of satisfied and violated criteria, that election method, that comes closest to the Schulze method, is Tideman's ranked pairs method (Tideman, 1987). The only difference is that the ranked pairs method doesn't choose from the MinMax set \mathcal{B}_D .

The ranked pairs method works from the strongest to the weakest link. The link xy is locked if and only if it doesn't create a directed cycle with already locked links. Otherwise, this link is locked in its opposite direction.

In example 1 (section 3.1), the ranked pairs method locks db . Then it locks cb . Then it locks ac . Then it locks ab , since locking ba in its original direction would create a directed cycle with the already locked links ac and cb . Then it locks cd . Then it locks ad , since locking da in its original direction would create a directed cycle with the already locked links ac and cd .

The winner of the ranked pairs method is alternative $a \notin \mathcal{B}_D = \{d\}$, because there is no locked link that ends in alternative a .

Although Tideman's ranked pairs method is that election method that comes closest to the Schulze method in terms of satisfied and violated criteria, random simulations by Wright (2009) showed that that election method, that agrees the most frequently with the Schulze method, is the Simpson-Kramer method (table 12.1).

| number of alternatives | A | B | C |
|------------------------|---------|---------|---------|
| 3 | 100.0 % | 100.0 % | 100.0 % |
| 4 | 99.7 % | 98.5 % | 98.2 % |
| 5 | 99.2 % | 96.0 % | 95.3 % |
| 6 | 99.1 % | 93.0 % | 92.3 % |
| 7 | 98.9 % | 90.0 % | 89.1 % |

Table 12.1: Simulations by Wright (2009)

A: Probability that the Schulze method conforms with the Simpson-Kramer method

B: Probability that the Schulze method conforms with the ranked pairs method

C: Probability that the ranked pairs method conforms with the Simpson-Kramer method

| | resolvability | Pareto | reversal symmetry | monotonicity | independence of clones | Smith | Smith-IIA | Condorcet | Condorcet loser | majority for solid coalitions | majority | majority loser | participation | MinMax set | prudence | polynomial runtime |
|----------------|---------------|--------|-------------------|--------------|------------------------|-------|-----------|-----------|-----------------|-------------------------------|----------|----------------|---------------|------------|----------|--------------------|
| Baldwin | Y | Y | N | N | N | Y | N | Y | Y | Y | Y | Y | N | N | N | Y |
| Black | Y | Y | Y | Y | N | N | N | Y | Y | N | Y | Y | N | N | N | Y |
| Borda | Y | Y | Y | Y | N | N | N | N | Y | N | N | Y | Y | N | N | Y |
| Bucklin | Y | Y | N | Y | N | N | N | N | N | Y | Y | Y | N | N | N | Y |
| Copeland | N | Y | Y | Y | N | Y | Y | Y | Y | Y | Y | Y | N | N | N | Y |
| Dodgson | Y | Y | N | N | N | N | N | Y | N | N | Y | N | N | N | N | N |
| instant runoff | Y | Y | N | N | Y | N | N | N | Y | Y | Y | Y | N | N | N | Y |
| Kemeny-Young | Y | Y | Y | Y | N | Y | Y | Y | Y | Y | Y | Y | N | N | N | N |
| Nanson | Y | Y | Y | N | N | Y | N | Y | Y | Y | Y | Y | N | N | N | Y |
| plurality | Y | Y | N | Y | N | N | N | N | N | N | Y | N | Y | N | N | Y |
| ranked pairs | Y | Y | Y | Y | Y | Y | Y | Y | Y | Y | Y | Y | N | N | Y | Y |
| Schulze | Y | Y | Y | Y | Y | Y | Y | Y | Y | Y | Y | Y | N | Y | Y | Y |
| Simpson-Kramer | Y | Y | N | Y | N | N | N | Y | N | N | Y | N | N | N | Y | Y |
| Slater | N | Y | Y | Y | N | Y | Y | Y | Y | Y | Y | Y | N | N | N | N |
| Young | Y | Y | N | Y | N | N | N | Y | N | N | Y | N | N | N | N | N |

Table 12.2: Comparison of Election Methods

"Y" = compliance

"N" = violation

Acknowledgments

I want to thank Lowell Bruce Anderson, Blake Cretney, James Green-Armytage, Jobst Heitzig, Ross Hyman, Rob Lanphier, Rob LeGrand, Andrew Myers, Norman Petry, Nic Tideman, Kevin Venzke, Douglas R. Woodall, and Thomas Zavist for fruitful discussions.

References

- Adiya Abisheva (2012), “Crowdsourced order: getting top N values from the crowd”, master thesis, Eidgenössische Technische Hochschule Zürich, DOI: 10.3929/ethz-a-007568951 ([link](#)) {In this paper, the Schulze method is called “MinMax decision function”.}
- Antal Ádám (2016), “Választási játékok”, bachelor thesis, University of Budapest ([link](#))
- Maha Akbib, Ouafae Baida, Abdelouahid Lyhyaoui, Abdellatif Ghacham Amrani, Abdelfettah Sedqui (2014a), “Workshop Layout by the Method of Vote and Comparison to the Average Ranks Method”, eds. Thorsten Blecker, Wolfgang Kersten, Christian M. Ringle, *Innovative Methods in Logistics and Supply Chain Management*, pages 555–575 ([link](#), [link](#), [link](#))
- Maha Akbib (2014b), “La Technologie de Groupe Appliquée à la Chaîne Logistique”, doctoral dissertation, Abdelmalek Essaâdi University, National School of Applied Sciences Tangier ([link](#))
- Jaime Arguello, Fernando Diaz, Jamie Callan, Ben Carterette (2011a), “A Methodology for Evaluating Aggregated Search Results”, *33rd European Conference on Information Retrieval (ECIR 2011)*, Dublin, Ireland, 18–21 April 2011; eds. Paul Clough, Colum Foley, Cathal Gurrin, Gareth J.F. Jones, Wessel Kraaij, Hyowon Lee, Vanessa Mudoch, *Advances in Information Retrieval, Lecture Notes in Computer Science*, volume 6611, pages 141–152, Springer-Verlag, DOI: 10.1007/978-3-642-20161-5_15 ([link](#), [link](#), [link](#), [link](#), [link](#))
- Jaime Arguello, Fernando Diaz, Jamie Callan (2011b), “Learning to Aggregate Vertical Results into Web Search Results”, *20th ACM International Conference on Information and Knowledge Management (CIKM ‘11)*, Glasgow, United Kingdom, 24–28 October 2011, proceedings, pages 201–210, ACM Press, DOI: 10.1145/2063576.2063611 ([link](#))
- Jaime Arguello (2011c), “Federated Search for Heterogeneous Environments”, doctoral dissertation, Carnegie Mellon University, Pittsburgh, Pennsylvania, USA ([link](#), [link](#))
- Jaime Arguello, Fernando Diaz (2013), “Vertical Selection and Aggregation”, working paper ([link](#))
- Jaime Arguello (2017), “Aggregated Search”, *Foundations and Trends in Information Retrieval*, volume 10, number 5, pages 365–502 ([link](#), [link](#))

- Kenneth J. Arrow, Hervé Raynaud (1986), “Social Choice and Multicriterion Decision-Making”, MIT Press, Cambridge, Massachusetts, USA
- Shashaank M. Aswatha, Jayanta Mukherjee, Partha Bhowmick (2016), “An Integrated Repainting System for Digital Restoration of Vijayanagara Murals”, *International Journal of Image and Graphics*, volume 16, number 1, DOI: 10.1142/S0219467816500054
- Kartik Audhkhasi, Shrikanth S. Narayanan (2011), “Emotion Classification from Speech Using Evaluator Reliability-Weighted Combination of Ranked Lists”, *IEEE International Conference on Acoustics, Speech and Signal Processing (ICASSP)*, Prague, Czech Republic, 22–27 May 2011, proceedings, pages 4956–4959, DOI: 10.1109/ICASSP.2011.5947468 ([link](#))
- Haris Aziz, Barton E. Lee (2019), “The expanding approvals rule: improving proportional representation and monotonicity”, *Social Choice and Welfare*, accepted for publication, DOI: 10.1007/s00355-019-01208-3 ([arXiv:1708.07580](#)) ([link](#))
- Alexandra Baer (2015a), “Perception-Guided Evaluation of 3D Medical Visualizations”, doctoral dissertation, Otto von Guericke University Magdeburg ([link](#), [link](#))
- Alexandra Baer, Kai Lawonn, Patrick Saalfeld, Bernhard Preim (2015b), “Statistical Analysis of a Qualitative Evaluation on Feature Lines”, *Bildverarbeitung für die Medizin*, eds. Heinz Handels, Thomas Martin Deserno, Hans-Peter Meinzer, Thomas Tolxdorff, pages 71–76, Springer-Verlag, DOI: 10.1007/978-3-662-46224-9_14 ([link](#), [link](#))
- Babak Bagheri, Mohammad Rezaalipour, Mojtaba Vahidi-Asl (2019), “An Approach to Generate Effective Fault Localization Methods for Programs”, *8th International Conference on Fundamentals of Software Engineering (FSEN 2019)*, Tehran, Iran, 1–3 May 2019, *Lecture Notes in Computer Science (LNCS)*, eds. Hossein Hojjat, Mieke Massink, volume 11761, pages 244–259, DOI: 10.1007/978-3-030-31517-7_17
- Didier Barradas-Bautista (2017), “Protein-protein docking for interatomic studies and its application to personalized medicine”, doctoral dissertation, University of Barcelona, Spain ([link](#), [link](#), [link](#))
- Matthew Basilico (2013), “Microeconomics Review Sheet: Green”, working paper ([link](#))
- Dorothea Baumeister, Jörg Rothe (2016), “Preference Aggregation by Voting”, ed. Jörg Rothe, *Economics and Computation: An Introduction to Algorithmic Game Theory, Computational Social Choice, and Fair Division*, Springer Texts in Business and Economics, pages 197–325, DOI: 10.1007/978-3-662-47904-9_4 ([link](#))
- BBGLab (2019), “IntOGen” ([link](#))
- Ema Becirovic (2017), “On Social Choice in Social Networks”, doctoral dissertation, Linköping University, Sweden ([link](#), [link](#))

- Jan Behrens, Axel Kistner, Andreas Nitsche, Björn Swierczek (2014), “The Principles of LiquidFeedback”, Berlin ([link](#))
- Thomas Bohne, Uwe M. Borghoff (2013), “Data Fusion: Boosting Performance in Keyword Extraction”, *20th Annual IEEE International Conference and Workshops on the Engineering of Computer Based Systems* (ECBS 2013), Phoenix/Scottsdale, Arizona, 22–24 April 2013, proceedings, pages 166–173, DOI: 10.1109/ECBS.2013.12 ([link](#))
- Thomas Bohne (2015), “Heuristic Strategies for Single Document Analysis”, doctoral dissertation, Bundeswehr University Munich ([link](#))
- Christoph Börgers (2009), “Mathematics of Social Choice: Voting, Compensation, and Division”, SIAM, DOI: 10.1137/1.9780898717624 ([link](#), [video](#))
- Panagiotis Bountris, Charalampos Tsirmpas, Maria Haritou, Abraham Pouliakis, Petros Karakitsos, Dimitrios Koutsouris (2015a), “Evaluation of Cervical Cancer Detection Tests using Feature Ranking Aggregation”, *37th Annual International Conference of the IEEE Engineering in Medicine and Biology Society*, Milan, Italy, 25–29 August 2015 ([link](#))
- Panagiotis Bountris, Charalampos Tsirmpas, Maria Haritou, Abraham Pouliakis, Ioannis Kouris, Petros Karakitsos, Dimitrios Koutsouris (2015b), “An ensemble feature ranking framework for the assessment of the efficacy of cervical cancer detection tests and human papillomavirus genotypes in the detection of high-grade cervical intraepithelial neoplasia and cervical carcinoma”, *2015 IEEE 15th International Conference on Bioinformatics and Bioengineering* (BIBE), Belgrade, Serbia, 2–4 November 2015, proceedings, pages 1–5, DOI: 10.1109/BIBE.2015.7367657
- Colin James Brearley (1999), “Properties of Single-Seat Preferential Election Rules”, doctoral dissertation, Nottingham University, United Kingdom {In this paper, the Schulze method is called “descending minimum gross score” (DminGS), “descending minimum augmented gross score” (DminAGS), and “descending minimum doubly augmented gross score” (DminDAGS).}
- Daniela Bubboloni, Michele Gori (2018), “The flow network method”, *Social Choice and Welfare*, volume 51, issue 4, pages 621–656, DOI: 10.1007/s00355-018-1131-7 ([arXiv:1606.03898](#))
- Sam Bucovetsky (2012), “Many Social Choice Rules”, working paper ([link](#))
- Wei Cai, Xiaodong Fu, Li Liu, Lijun Liu, Qingsong Huang (2016), “A Method of Competition Result Evaluation Based on Social Choice Theory”, *2016 Chinese Control and Decision Conference* (CCDC), Yinchuan, China, 28–30 May 2016, proceedings, pages 2126–2131, DOI: 10.1109/CCDC.2016.7531336

- Chris Callison-Burch (2009), “Fast, Cheap, and Creative: Evaluating Translation Quality Using Amazon’s Mechanical Turk”, *2009 Conference on Empirical Methods in Natural Language Processing (EMNLP ‘09)*, Singapore, 6–7 August 2009, proceedings, pages 286–295 ([link](#), [link](#), [link](#), [link](#), [link](#), [link](#))
- Rosa Camps, Xavier Mora, Laia Saumell (2008), “A continuous rating method for preferential voting”, working paper ([arXiv:0810.2263](#))
- Rosa Camps, Xavier Mora, Laia Saumell (2012a), “A general method for deciding about logically constrained issues”, *Annals of Mathematics and Artificial Intelligence*, volume 64, issue 1, pages 39–72, DOI: 10.1007/s10472-012-9292-z ([arXiv:1007.2534](#))
- Rosa Camps, Xavier Mora, Laia Saumell (2012b), “A continuous rating method for preferential voting: the complete case”, *Social Choice and Welfare*, volume 39, issue 1, pages 141–170, DOI: 10.1007/s00355-011-0548-z ([arXiv:0912.2190](#))
- Rosa Camps, Xavier Mora, Laia Saumell (2013), “A continuous rating method for preferential voting: the incomplete case”, *Social Choice and Welfare*, volume 40, issue 4, pages 1111–1142, DOI: 10.1007/s00355-012-0663-5 ([arXiv:0912.2195](#))
- Rosa Camps, Xavier Mora, Laia Saumell (2014a), “Social choice rules driven by propositional logic”, *Annals of Mathematics and Artificial Intelligence*, volume 70, issue 3, pages 279–312, DOI: 10.1007/s10472-013-9395-1 ([arXiv:1109.4335](#))
- Rosa Camps, Xavier Mora, Laia Saumell (2014b), “Choosing by means of approval-preferential voting. The path-revised approval choice”, working paper ([arXiv:1411.1367](#))
- Rosa Camps, Xavier Mora, Laia Saumell (2015), “Fraction-Like Ratings from Preferential Voting”, *Publicacions Matemàtiques*, volume 59, issue 1, pages 99–136, DOI: 10.5565/PUBLMAT_59115_06 ([arXiv:1001.3931](#))
- Ioannis Caragiannis, Ariel D. Procaccia, Nisarg Shah (2016), “When Do Noisy Votes Reveal the Truth?”, *14th ACM Conference on Electronic Commerce (EC ‘13)*, Philadelphia, Pennsylvania, USA, 16–20 June 2013, proceedings, pages 143–160; *ACM Transactions on Economics and Computation*, volume 4, number 3, article 15, DOI: 10.1145/2892565 ([link](#), [link](#))
- Pierre Casadebaig, Ronan Trépos, Victor Picheny, Nicolas B. Langlade, Patrick Vincourt, Philippe Debaeke (2014), “Increased genetic diversity improves crop yield stability under climate variability: a computational study on sunflower”, working paper ([arXiv:1403.2825](#))
- David Chandler (2008), “Voting for more than just either-or”, *MIT Tech Talk*, volume 52, number 19, page 2, 12 March 2008 ([link](#), [link](#))

- Ying Chen, Xiaodong Fu, Kun Yue, Li Liu, Lijun Liu (2016), “Ranking Online Services by Aggregating Ordinal Preferences”, eds. Shaoxu Song, Yongxin Tong, *Web-Age Information Management*, volume 9998 of the series *Lecture Notes in Computer Science*, pages 41–53, DOI: 10.1007/978-3-319-47121-1_4
- Huey Eng Chua (2015), “Trecento: *in silico* network-driven identification of target combinations for combination therapy”, doctoral dissertation, Nanyang Technological University, Singapore ([link](#), [link](#))
- Marie Jean Antoine Nicolas de Caritat de Condorcet (1785), “Essai sur l’application de l’analyse à la probabilité des décisions rendues à la pluralité des voix”, Imprimerie Royale, Paris
- Vincent Conitzer, Toby Walsh (2016), “Barriers to Manipulation in Voting”, eds. Felix Brandt, Vincent Conitzer, Ulle Endriss, Jérôme Lang, Ariel D. Procaccia, *Handbook of Computational Social Choice*, pages 127–145, Cambridge University Press, DOI: 10.1017/CBO9781107446984.007 ([link](#), [link](#), [link](#))
- Pierluigi Contucci, Emanuele Panizzi, Federico Ricci-Tersenghi, Alina Sîrbu (2016), “Egalitarianism in the rank aggregation problem: a new dimension for democracy”, *Quality & Quantity*, volume 50, issue 3, pages 1185–1200, DOI: 10.1007/s11135-015-0197-x ([arXiv:1406.7642](#)) ([link](#))
- Pierluigi Contucci, Alina Sîrbu (2019), “Egalitarianism vs. Utilitarianism in Preferential Voting”, *The Future of Digital Democracy, Lecture Notes in Computer Science* (LNCS), volume 11300, eds. Pierluigi Contucci, Andrea Omicini, Danilo Pianini, Alina Sîrbu, Springer-Verlag, pages 24–37, DOI: 10.1007/978-3-030-05333-8_3 ([link](#))
- Blake Cretney (1998), personal communication, 10 November 1998
- Blake Cretney (2000), “Introduction to Clones”, *Ranked Pairs mailing list*, 17 December 2000
- Theresa Csar, Martin Lackner, Reinhard Pichler (2018), “Computing the Schulze Method for Large-Scale Preference Data Sets”, *Twenty-Seventh International Joint Conference on Artificial Intelligence* (IJCAI 2018), Stockholm, Sweden, 13–19 July 2018, proceedings, pages 180–187, DOI: 10.24963/ijcai.2018/25 ([link](#), [link](#))
- Richard B. Darlington (2016), “Minimax is the best electoral system after all”, working paper ([arXiv:1606.04371](#))
- Richard B. Darlington (2018), “Are Condorcet and Minimax Voting Systems the Best?”, working paper ([arXiv:1807.01366](#))
- Kathryn E. Darras, Abigail A. Arnold, Colin Mar, Bruce B. Forster, Linda Probyn, Silvia D. Chang (2018), “Rethinking the PGY-1 Basic Clinical Year: A Canadian National Survey of Its Educational Value for Diagnostic Radiology Residents”, *Academic Radiology*, volume 25, issue 9, pages 1213–1218, DOI: 10.1016/j.acra.2018.03.012

- Alexandra Degeest, Michel Verleysen, Benoît Frénay (2015), “Feature Ranking in Changing Environments where New Features are Introduced”, *2015 International Joint Conference on Neural Networks (IJCNN)*, Killarney, Ireland, 12–17 July 2015, proceedings, pages 1–8, DOI: 10.1109/IJCNN.2015.7280533 ([link](#))
- Holger Dell, Thore Husfeldt, Bart M.P. Jansen, Petteri Kaski, Christian Komusiewicz, Frances A. Rosamond (2016), “The First Parameterized Algorithms and Computational Experiments Challenge”, *11th International Symposium on Parameterized and Exact Computation (IPEC 2016)*, *Leibniz International Proceedings in Informatics (LIPIcs)*, volume 63, article 30, DOI: 10.4230/LIPIcs.IPEC.2016.30 ([link](#), [link](#), [link](#))
- Holger Dell, Christian Komusiewicz, Nimrod Talmon, Mathias Weller (2017), “The PACE 2017 Parameterized Algorithms and Computational Experiments Challenge: The Second Iteration”, *12th International Symposium on Parameterized and Exact Computation (IPEC 2017)*, *Leibniz International Proceedings in Informatics (LIPIcs)*, volume 89, article 30, DOI: 10.4230/LIPIcs.IPEC.2017.30 ([link](#), [link](#))
- Kai Diethelm (2016), “Gemeinschaftliches Entscheiden: Untersuchung von Entscheidungsverfahren mit mathematischen Hilfsmitteln”, Springer-Verlag, DOI: 10.1007/978-3-662-48780-8
- Edsger W. Dijkstra (1959), “A Note on Two Problems in Connexion with Graphs”, *Numerische Mathematik*, volume 1, issue 1, pages 269–271, DOI: 10.1007/BF01386390
- Henry Richmond Droop (1881), “On Methods of Electing Representatives”, *Journal of the Statistical Society of London*, volume 44, number 2, pages 141–202
- Michael A.E. Dummett (1984), “Voting Procedures”, Clarendon Press, Oxford
- François Durand (2015), “Vers des modes de scrutin moins manipulables”, doctoral dissertation, Pierre and Marie Curie University, Paris ([link](#), [link](#))
- Stefan Eng, Jennifer Tan, Markus Iseli (2018), “Adjective Intensity Ordering by Representing Word Definitions as a System of Linear Equations”, *2018 IEEE 12th International Conference on Semantic Computing (ICSC)*, Laguna Hills, California, USA, 31 January – 2 February 2018, DOI: 10.1109/ICSC.2018.00047
- Steve Eppley (2003), “Independence from Pareto-dominated alternatives: A criterion for voting rules”, working paper {In this paper, the Schulze method is called “PathWinner”.}
- Maria Evita, Mitra Djamal, Bernd Zimanowski, Klaus Schilling (2015), “Mobile Monitoring System for Indonesian Volcano”, *2015 4th International Conference on Instrumentation, Communications, Information Technology, and Biomedical Engineering (ICICI-BME)*, Bandung, Indonesia, 2–3 November 2015, proceedings, pages 278–281, DOI: 10.1109/ICICI-BME.2015.7401378

- Piotr Faliszewski, Jörg Rothe (2016), “Control and Bribery in Voting”, eds. Felix Brandt, Vincent Conitzer, Ulle Endriss, Jérôme Lang, Ariel D. Procaccia, *Handbook of Computational Social Choice*, pages 146–168, Cambridge University Press, DOI: 10.1017/CBO9781107446984.008 ([link](#))
- Dan S. Felsenthal (2011), “Review of Paradoxes Afflicting Procedures for Electing a Single Candidate”, eds. Dan S. Felsenthal, Moshé Machover, *Electoral Systems: Paradoxes, Assumptions, and Procedures*, pages 19–91, Springer-Verlag, DOI: 10.1007/978-3-642-20441-8_3
- Dan S. Felsenthal, T. Nicolaus Tideman (2014), “Weak Condorcet Winner(s) Revisited”, *Public Choice*, volume 160, issue 3, pages 313–326, DOI: 10.1007/s11127-014-0180-4 ([link](#))
- Dan S. Felsenthal, Hannu Nurmi (2018), “Voting Procedures for Electing a Single Candidate”, Springer-Verlag, DOI: 10.1007/978-3-319-74033-1
- Dan S. Felsenthal, Hannu Nurmi (2019), “Voting Procedures Under a Restricted Domain”, Springer-Verlag, DOI: 10.1007/978-3-030-12627-8
- Felix Fischer, Olivier Hudry, Rolf Niedermeier (2016), “Weighted Tournament Solutions”, eds. Felix Brandt, Vincent Conitzer, Ulle Endriss, Jérôme Lang, Ariel D. Procaccia, *Handbook of Computational Social Choice*, pages 85–102, Cambridge University Press, DOI: 10.1017/CBO9781107446984.005 ([link](#))
- Peter C. Fishburn (1973), “The Theory of Social Choice”, Princeton University Press
- Peter C. Fishburn (1977), “Condorcet Social Choice Functions”, *SIAM Journal on Applied Mathematics*, volume 33, issue 3, pages 469–489, DOI: 10.1137/0133030
- Robert W. Floyd (1962), “Algorithm 97: Shortest Path”, *Communications of the ACM*, volume 5, number 6, page 345, DOI: 10.1145/367766.368168
- Cameron Foale (2010), “The Directional Propagation Cache: Real-time Acoustic Simulation for Immersive Computer Games”, doctoral dissertation, University of Ballarat, Victoria, Australia ([link](#))
- Gazal Garg, Prasenjit Mondal, Shashaank M. Aswatha, Jit Mukherjee, Tapas Maji, Jayanta Mukherjee (2014), “VIMARSHAK — A Web Based Subjective Image Evaluation System”, *Fifth International Conference on Signal and Image Processing (ICSIP)*, Bangalore, India, 8–10 January 2014, proceedings, pages 73–76, DOI: 10.1109/ICSIP.2014.16 ([link](#))

- Serge Gaspers, Thomas Kalinowski, Nina Narodytska, Toby Walsh (2012), “Coalitional Manipulation for Schulze’s Rule”, *36th Australasian Conference on Combinatorial Mathematics and Combinatorial Computing* (36ACCMCC), Sydney, Australia, 10–14 December 2012; *12th International Conference on Autonomous Agents and Multiagent Systems* (AAMAS 2013), Saint Paul, Minnesota, USA, 6–10 May 2013, proceedings, pages 431–438 ([arXiv:1304.0844](#)) ([link](#), [link](#), [link](#))
- Allen van Gelder (2011), “Careful Ranking of Multiple Solvers with Timeouts and Ties”, *14th International Conference on Theory and Application of Satisfiability Testing* (SAT 2011), Ann Arbor, Michigan, 19–22 June 2011; eds. Karem A. Sakallah, Laurent Simon, *Lecture Notes in Computer Science*, volume 6695, pages 317–328, DOI: 10.1007/978-3-642-21581-0_25 ([link](#), [link](#), [link](#))
- Felix Gervits, Gordon Briggs, Matthias Scheutz (2017), “The Pragmatic Parliament: A Framework for Socially-Appropriate Utterance Selection in Artificial Agents”, *Annual Conference of the Cognitive Science Society* (CogSci 2017), London, 26–29 July 2017, proceedings, pages 2085–2090 ([link](#), [link](#), [link](#))
- Cristiano Ghersi, Luca Pulina, Armando Tacchella (2007), “Which system should I buy? A case study about the QBF solvers competition”, *International Workshop on Scheduling a Scheduling Competition at the 17th International Conference on Automated Planning and Scheduling* (SSC@ICAPS 2007), Providence, Rhode Island, USA, 22–26 September 2007 ([link](#), [link](#), [link](#))
- Ashish Goel, Anilesh Kollagunta Krishnaswamy, Kamesh Munagala (2017), “Metric Distortion of Social Choice Rules: Lower Bounds and Fairness Properties”, *2017 ACM Conference on Economics and Computation* (EC ‘17), Cambridge, Massachusetts, USA, 26–30 June 2017, proceedings, pages 287–304, ACM press, DOI: 10.1145/3033274.3085138 ([arXiv:1612.02912](#))
- Víctor Gómez Álvarez (2018), “Método de Schulze: Teoría y práctica”, bachelor thesis, University of Valladolid, Spain ([link](#))
- Juozas Gordevičius, Francisco J. Estrada, Hyun Chul Lee, Periklis Andritsos, Johann Gamper (2010), “Ranking of Evolving Stories Through Meta-Aggregation”, *19th International Conference on Information and Knowledge Management* (CIKM ‘10), Toronto, Ontario, Canada, 26–30 October 2010, proceedings, pages 1909–1912, DOI: 10.1145/1871437.1871761 ([link](#), [link](#), [link](#))
- Alfonso Gracia-Saz (2015), “Voting Theory”, Canada/USA Mathcamp 2015 ([link](#))
- James Green-Armytage (2004), “Cardinal-weighted pairwise comparison”, *Voting Matters*, issue 19, pages 6–13 ([link](#))

- Anja Grünheid, Donald Kossmann, Sukriti Ramesh, Florian Widmer (2012), “Crowdsourcing Entity Resolution: When is $A=B$?”, Technical Report No. 785, Systems Group, Department of Computer Science, Eidgenössische Technische Hochschule Zürich, DOI: 10.3929/ethz-a-009761323
- Anja Grünheid, Besmira Nushi, Donald Kossmann, Wolfgang Gatterbauer, Tim Kraska (2015), “Fault-Tolerant Entity Resolution with the Crowd”, working paper ([arXiv:1512.00537](https://arxiv.org/abs/1512.00537))
- Anja Grünheid (2016), “Data Integration with Dynamic Data Sources”, doctoral dissertation, Eidgenössische Technische Hochschule Zürich, DOI: 10.3929/ethz-a-010861625 {In the papers by Grünheid, the Schulze method is called “MinMax decision function”.}
- Atabey Guliyev, Zakir Zabidov (2019), “Application of Mathematical Regulation Methods to Assess the Optical State of Urban Air”, *X International Conference of the Georgian Mathematical Union*, Batumi, Georgia, 2–6 September 2019, proceedings, eds. Guram Gogishvili, Maia Japoshvili, pages 105 ([link](#))
- Michael Happes (2013), “Die Schulze Methode: Eine Modellierung in der Judgment Aggregation”, bachelor thesis, Karlsruhe Institute of Technology, Germany
- Steve Hardt, Lia C.R. Lopes (2015), “Google Votes: A Liquid Democracy Experiment on a Corporate Social Network”, 5 June 2015 ([link](#), [video](#))
- Tanmoy Hazra, C.R.S. Kumar, Manisha J. Nene (2017), “Strategies for Searching Targets Using Mobile Sensors in Defense Scenarios”, *International Journal of Information Technology and Computer Science*, volume 9, number 5, pages 61–70, DOI: 10.5815/ijitcs.2017.05.08 ([link](#), [link](#), [link](#))
- Jobst Heitzig (2001), “Social Choice Under Incomplete, Cyclic Preferences”, working paper ([arXiv:math/0201285](https://arxiv.org/abs/math/0201285)) {In this paper, the Schulze method is called “strong immunity from binary arguments” (SImA).}
- Jobst Heitzig (2004), “attempt of a grand compromise”, *Election-Methods mailing list*, 11 October 2004 ([link](#))
- Fabian Hennecke (2013), “Effekte und Potenziale eines gebogenen interaktiven Displays”, doctoral dissertation, Ludwig Maximilian University of Munich, Germany ([link](#))
- Lane A. Hemaspaandra, Rahman Lavaee, Curtis Menton (2016), “Schulze and ranked-pairs voting are fixed-parameter tractable to bribe, manipulate, and control”, *12th International Conference on Autonomous Agents and Multiagent Systems (AAMAS 2013)*, Saint Paul, Minnesota, USA, 6–10 May 2013, proceedings, pages 1345–1346; *Annals of Mathematics and Artificial Intelligence*, volume 77, issue 3, pages 191–223, 2016, DOI: 10.1007/s10472-015-9479-1 ([arXiv:1210.6963](https://arxiv.org/abs/1210.6963))

- Benjamin Mako Hill (2008), “Voting Machinery for the Masses”, *Open Source Convention*, Portland, Oregon, USA, 21–25 July 2008 ([link](#))
- I.D. Hill, Brian A. Wichmann, Douglas R. Woodall (1987), “Algorithm 123 — The Single Transferable Vote by Meek’s Method”, *Computer Journal*, volume 30, issue 3, pages 277–281, DOI: 10.1093/comjnl/30.3.277
- I.D. Hill (1995), “Trying to find a winning set of candidates”, *Voting Matters*, issue 4, page 3 ([link](#))
- Clarence G. Hoag, George H. Hallett (1926), “Proportional Representation”, Macmillan
- Lê Nguyên Hoang (2017), “Strategy-proofness of the randomized Condorcet voting system”, *Social Choice and Welfare*, volume 48, issue 3, pages 679–701, DOI: 10.1007/s00355-017-1031-2 ([link](#), [link](#), [link](#))
- Erkan Işıklı, Nezir Aydın, Erkan Çelik, Alev Taşkın Gümüş (2017), “Identifying Key Factors of Rail Transit Service Quality: An Empirical Analysis for Istanbul”, *Journal of Public Transportation*, volume 20, number 1, pages 63–90, DOI: 10.5038/2375-0901.20.1.4 ([link](#))
- Javier Izetta, Pablo F. Verdes, Pablo M. Granitto (2017), “Improved multiclass feature selection via list combination”, *Expert Systems With Applications*, volume 88, pages 205–216, DOI: 10.1016/j.eswa.2017.06.043 ([link](#))
- Andrew Jennings (2010), “Monotonicity and Manipulability of Ordinal and Cardinal Social Choice Functions”, doctoral dissertation, Arizona State University, USA ([link](#), [link](#), [link](#))
- Gert Köhler (1978), “Choix multicritère et analyse algébrique de données ordinales”, doctoral dissertation, Joseph Fourier University, Grenoble, France ([link](#))
- Aleksei Yu. Kondratiev, Alexander S. Nesterov (2018), “Measuring majority tyranny: axiomatic approach”, *14th Meeting of the Society for Social Choice and Welfare*, Seoul, South Korea, 13–17 June 2018; *SSRN Electronic Journal*, DOI: 10.2139/ssrn.3208580 ([arXiv:1811.06739](#)) ([link](#), [link](#))
- Klaus Kopfermann (1991), “Mathematische Aspekte der Wahlverfahren: Mandatsverteilung bei Abstimmungen”, BI-Wissenschaftsverlag, Mannheim
- Robert Kowalski, Sebastian Loehmann, Doris Hausen (2013), “cubble: A Multi-Device Hybrid Approach Supporting Communication in Long-Distance Relationships”, *Seventh International Conference on Tangible, Embedded and Embodied Interaction* (TEI 2013), Barcelona, Spain, 10–13 February 2013, proceedings, pages 201–204, ACM Press, DOI: 10.1145/2460625.2460656 ([link](#), [link](#))

- Varvara Igorivna Kuvaieva (2018), “Models and methods for aggregation collective expert’s estimations in rank scales for network decision-making systems”, doctoral dissertation, Odessa National Polytechnic University, Odessa, Ukraine
- Eerik Lagerspetz (2015), “Social Choice and Democratic Values”, Springer-Verlag, DOI: 10.1007/978-3-319-23261-4
- Zachary F. Lansdowne (1996), “Ordinal Ranking Methods for Multicriterion Decision Making”, *Naval Research Logistics*, volume 43, issue 5, pages 613–627, DOI: 10.1002/(SICI)1520-6750(199608)43:5<613::AID-NAV2>3.0.CO;2-8
- Kai Lawonn, Alexandra Baer, Patrick Saalfeld, Bernhard Preim (2014), “Comparative Evaluation of Feature Line Techniques for Shape Depiction”, *19th International Workshop on Vision, Modeling and Visualization (VMV 2014)*, eds. Jan Bender, Arjan Kuijper, Tatiana von Landesberger, Holger Theisel, Philipp Urban, Darmstadt, Germany, 8–10 October 2014, proceedings, pages 31–38, DOI: 10.2312/vmv.20141273 ([link](#), [link](#), [link](#))
- Christopher N. Lawrence (2013), “Group Decision-Making in Open Source Development: Putting Condorcet’s Method in Practice”, working paper ([link](#), [link](#))
- Jonathan Levin, Barry Nalebuff (1995), “An Introduction to Vote-Counting Schemes”, *Journal of Economic Perspectives*, volume 9, number 1, pages 3–26, DOI: 10.1257/jep.9.1.3
- Minyi Li, Quoc Bao Vo, Ryszard Kowalczyk (2014), “A distributed social choice protocol for combinatorial domains”, *Journal of Heuristics*, volume 20, issue 4, pages 453–481, DOI: 10.1007/s10732-014-9246-1
- Andreas Lommatzsch (2009), “Eine offene Architektur für die agentenbasierte, adaptive, personalisierte Informationsfilterung”, doctoral dissertation, Berlin University of Technology ([link](#))
- Mohammad Lotfi, Behzad Tokhmechi (2019), “Paradigm Shift in Studying Joint Micro-Roughness Coefficients using Graph Theory”, *International Journal of Mining and Geo-Engineering*, volume 53, issue 2, pages 165–174, DOI: 10.22059/ijmge.2019.267783.594763 ([link](#), [link](#))
- Panos Louridas (2017), “Real-World Algorithms: A Beginner’s Guide”, MIT Press
- A. Uma Maheswari, P. Kumari (2012), “A Fuzzy Mathematical Model for Multi Criteria Group Decision Making — An Application in Supply Chain Management”, *International Journal of Computer Applications*, volume 54, number 7, pages 5–10, DOI: 10.5120/8576-2314 ([link](#))
- A. Uma Maheswari, P. Kumari (2013), “A Performance Appraisal Model using Fuzzy Multi Criteria Group Decision Making”, *International Journal of Scientific & Engineering Research*, volume 4, issue 5, pages 442–449 ([link](#), [link](#))

- Francesco Di Maio, Alessandro Bandini, Enrico Zio, Sofia Carlos Alberola, Francisco Sanchez-Saez, Sebastián Martorell (2016), “Bootstrapped-ensemble-based Sensitivity Analysis of a trace thermal-hydraulic model based on a limited number of PWR large break loca simulations”, *Reliability Engineering & System Safety*, volume 153, pages 122–134, DOI: 10.1016/j.ress.2016.04.013 ([link](#))
- Eduardo Freitas Mangeli de Brito (2016), “An Aesthetic Metric for Multiplayer Turn-based Games”, doctoral dissertation, Federal University of Rio de Janeiro, Brazil ([link](#), [link](#))
- Shiwen Mao, Tommaso Melodia, Prasun Sinha, Danda B. Rawat (2018), “Message from TPC Chairs”, *IEEE INFOCOM 2018 — IEEE Conference on Computer Communications*, 16–19 April 2018, Honolulu, Hawaii, USA, DOI: 10.1109/INFOCOM.2018.8486347 ([link](#))
- Victor Marian, Knud Jahnke, Mira Mechtley, Seth Cohen, Bernd Husemann, Victoria Jones, Anton Koekemoer, Andreas Schulze, Arjen van der Wel, Carolin Villforth, Rogier A. Windhorst (2019), “Major mergers are not the dominant trigger for high-accretion AGNs at $z \sim 2$ ”, *Astrophysical Journal*, volume 882, issue 2, article 141, DOI: 10.3847/1538-4357/ab385b ([arXiv:1904.00037](#)) ([link](#))
- Nicholas Mattei, Nina Narodytska, Toby Walsh (2014), “How Hard Is It to Control an Election by Breaking Ties?”, *21st biennial European Conference on Artificial Intelligence (ECAI 2014)*, Prague, Czech Republic, 18–22 August 2014, *Frontiers in Artificial Intelligence and Applications*, volume 263, pages 1067–1068, DOI: 10.3233/978-1-61499-419-0-1067 ([arXiv:1304.6174](#)) ([link](#))
- Alexander Mayer (2018), “Essays on Voting Power”, doctoral dissertation, University of Bayreuth, Germany ([link](#), [link](#))
- James D. McCaffrey (2008a), “Collaborative Techniques for the Determination of a Best Alternative in a Software Quality Environment”, *Twenty-Sixth Annual Pacific Northwest Software Quality Conference (PNSQC 2008)*, 13–15 October 2008, Portland, Oregon, USA, proceedings, pages 281–287 ([link](#))
- James D. McCaffrey (2008b), “Test Run: Group Determination in Software Testing”, *MSDN Magazine*, November 2008 issue ([link](#), [link](#))
- David C. McGarvey (1953), “A Theorem on the Construction of Voting Paradoxes”, *Econometrica*, volume 21, issue 4, pages 608–610, DOI: 10.2307/1907926
- Aonghus McGovern (2019), “Investigating the application of structured representations of unstructured content in personalisation tasks”, doctoral dissertation, University of Dublin, Ireland ([link](#))
- Aaron McKenna, Jay Shendure (2018), “FlashFry: a fast and flexible tool for large-scale CRISPR target design”, *BMC Biology*, volume 16, article 74, DOI: 10.1186/s12915-018-0545-0 ([link](#), [link](#))

- Brian Lawrence Meek (1969), “Une nouvelle approche du scrutin transférable”, *Mathématiques et Sciences Humaines*, volume 25, pages 13–23 ([link](#)) [Reprinted as: “A New Approach to the Single Transferable Vote — Part I”, *Voting Matters*, issue 1, pages 1–7, 1994 ([link](#))]
- Brian Lawrence Meek (1970), “Une nouvelle approche du scrutin transférable (fin)”, *Mathématiques et Sciences Humaines*, volume 29, pages 33–39 ([link](#)) [Reprinted as: “A New Approach to the Single Transferable Vote — Part II”, *Voting Matters*, issue 1, pages 7–11, 1994 ([link](#))]
- Curtis Menton (2013a), “Attacking and Defending Popular Election Systems”, doctoral dissertation, University of Rochester, New York ([link](#))
- Curtis Menton, Preetjot Singh (2013b), “Control Complexity of Schulze Voting”, *Twenty-Third International Joint Conference on Artificial Intelligence (IJCAI 2013)*, Beijing, China, 3–9 August 2013, proceedings, pages 286–292 ([arXiv:1206.2111](#)) ([link](#))
- Tommi Meskanen, Hannu Nurmi (2006a), “Analyzing Political Disagreement”, *20th IPSA World Congress*, Fukuoka, Japan, 9–13 July 2006 ([link](#))
- Tommi Meskanen, Hannu Nurmi (2006b), “Distance from Consensus: A Theme and Variations”, eds. Bruno Simeone, Friedrich Pukelsheim, *Mathematics and Democracy: Recent Advances in Voting Systems and Collective Choice*, Springer-Verlag, pages 117–132, DOI: 10.1007/3-540-35605-3_9 ([link](#), [link](#))
- Tommi Meskanen, Hannu Nurmi (2008), “Closeness Counts in Social Choice”, eds. Matthew Braham, Frank Steffen, *Power, Freedom, and Voting*, Springer-Verlag, pages 289–306, DOI: 10.1007/978-3-540-73382-9_15
- Iain H. Moal, Didier Barradas-Bautista, Brian Jiménez-García, Mieczyslaw Torchala, Arjan van der Velde, Thom Vreven, Zhiping Weng, Paul A. Bates, Juan Fernández-Recio (2017), “IRaPPA: information retrieval based integration of biophysical models for protein assembly selection”, *Bioinformatics*, volume 33, issue 12, pages 1806–1813, DOI: 10.1093/bioinformatics/btx068 ([link](#))
- José F. Morales, Manuel Carro, Manuel Hermenegildo (2008), “Comparing Tag Scheme Variations Using an Abstract Machine Generator”, *10th International ACM SIGPLAN Conference on Principles and Practice of Declarative Programming (PPDP 2008)*, 15–17 July 2008, Valencia, Spain, proceedings, pages 32–43, ACM Press, DOI: 10.1145/1389449.1389455 ([link](#), [link](#), [link](#), [link](#))
- José F. Morales (2010), “Advanced Compilation Techniques for Logic Programming”, doctoral dissertation, University of Madrid, Spain ([link](#), [link](#))

- Nathan Moroney, Ingeborg Tastl, Melanie Gottwals, Michael Ludwig, Gary Meyer (2018), “Single Anchor Sorting of Visual Appearance as an Oriented Graph”, *26th Color and Imaging Conference (CIC 26)*, Vancouver, British Columbia, Canada, 12–16 November 2018, proceedings, pages 365–370, Society for Imaging Science and Technology, DOI: 10.2352/ISSN.2169-2629.2018.26.365
- Lyria Bennett Moses, Rajeev Goré, Ron Levy, Dirk Pattinson, Mukesh Tiwari (2017), “No More Excuses: Automated Synthesis of Practical and Verifiable Vote-Counting Programs for Complex Voting Schemes”, *Second International Joint Conference on Electronic Voting (E-Vote-ID 2017)*, Bregenz, Austria, 24–27 October 2017, proceedings, pages 256–273; *Electronic Voting, Lecture Notes in Computer Science*, eds. Robert Krimmer, Melanie Volkamer, Nadja Braun Binder, Norbert Kersting, Olivier Pereira, Carsten Schürmann, volume 10615, pages 66–83, DOI: 10.1007/978-3-319-68687-5_5 ([link](#), [link](#), [link](#))
- Hervé Moulin (1988), “Condorcet’s principle implies the no show paradox”, *Journal of Economic Theory*, volume 45, number 1, pages 53–64, DOI: 10.1016/0022-0531(88)90253-0
- Conor Muldoon, Gregory M.P. O’Hare (2012), “Social Choice in Sensor Networks”, *ECAI 2012 Workshop on Artificial Intelligence in Telecommunications and Sensor Networks (WAITS 2012)*, Montpellier, France, 28 August 2012 ([link](#), [link](#), [link](#), [link](#))
- David Müller (2014), “Investitionscontrolling”, Springer-Verlag, DOI: 10.1007/978-3-642-41990-4
- David Müller (2015), “Abstimmungen gerechter gestalten”, *Controlling & Management Review*, volume 59, issue 5, pages 50–56, DOI: 10.1007/s12176-015-0609-8
- David Müller (2019), “Investitionsrechnung und Investitionscontrolling”, Springer-Verlag, DOI: 10.1007/978-3-662-57609-0
- Julian Müller (2013), “The Complexity of Manipulating Schulze Voting”, bachelor thesis, University of Constance, Germany
- Julian Müller, Sven Kosub (2018), “A Note on the Complexity of Manipulating Weighted Schulze Voting”, working paper ([arXiv:1808.09226](#))
- Suranga Chandima Nanayakkara (2009), “Enhancing Musical Experience for the Hearing-impaired using Visual and Haptic Displays”, doctoral dissertation, National University of Singapore ([link](#))
- Massimo Narizzano, Luca Pulina, Armando Tacchella (2006a), “Competitive evaluation of QBF solvers: noisy data and scoring methods”, working paper ([link](#), [link](#))
- Massimo Narizzano, Luca Pulina, Armando Tacchella (2006b), “Competitive evaluation of automated reasoning tools: Empirical scoring and statistical testing”, *Workshop on Empirical Methods for the Analysis of Algorithms (EMAA 2006)*, Reykjavik, Iceland, 9 September 2006, proceedings, pages 21–26 ([link](#), [link](#), [link](#), [link](#))

- Massimo Narizzano, Luca Pulina, Armando Tacchella (2006c), “Voting Systems and Automated Reasoning: the QBFEVAL Case Study”, *1st International Workshop on Computational Social Choice (COMSOC 2006)*, Amsterdam, Netherlands, 6–8 December 2006, proceedings, pages 366–379 ([link](#), [link](#), [link](#), [link](#), [link](#), [link](#))
- Massimo Narizzano, Luca Pulina, Armando Tacchella (2007), “Ranking and Reputation Systems in the QBF Competition”, *10th Congress of the Italian Association for Artificial Intelligence: Artificial Intelligence and Human-Oriented Computing (AI*IA 2007)*, Rome, Italy, 10–13 September 2007; eds. Roberto Basili, Maria Teresa Pazienza, *Lecture Notes in Artificial Intelligence, Lecture Notes in Computer Science*, volume 4733, pages 97–108, Springer-Verlag, DOI: 10.1007/978-3-540-74782-6_10 ([link](#))
- Bernhard Nebel (2009), “Spieltheorie”, working paper ([link](#), [link](#))
- Anghel Negriu, Cyrille Piatecki (2012), “On the performance of voting systems in spatial voting simulations”, *2010 Workshop of the Society for Economic Science with Heterogeneous Interacting Agents (ESHIA/WEHIA 2010)*, Alessandria, Italy, 23–25 June 2010; *Journal of Economic Interaction and Coordination*, volume 7, number 1, pages 63–77, DOI: 10.1007/s11403-011-0082-1
- Robert A. Newland, Frank S. Britton (1997), “How to conduct an election by the Single Transferable Vote”, Electoral Reform Society of Great Britain and Ireland (ERS), 3rd Edition
- Phuong-Mai Nguyen, Cédric Lythaud, Olivier Vitrac (2015), “A Two-Scale Pursuit Method for the Tailored Identification and Quantification of Unknown Polymer Additives and Contaminants by ¹H NMR”, *Industrial Engineering Chemistry Research*, volume 54, issue 10, pages 2667–2681, DOI: 10.1021/ie503592z
- Hannu J. Nurmi (1987), “Comparing Voting Systems”, Springer-Verlag, Berlin, DOI: 10.1007/978-94-009-3985-1
- Anders Ohrn (2017), “Electoral Reform Models”, working paper ([link](#))
- Grzegorz Oryńczak, Zbigniew Kotulski (2012), “Notary-based self-healing mechanism for centralized peer-to-peer infrastructures”, *Annales UMCS, Informatica*, Sectio AI, volume XII, number 4, pages 97–112 ([link](#), [link](#), [link](#), [link](#))
- Grzegorz Oryńczak (2014), “System agentowy dla wspomagania bezpiecznych usług czasu rzeczywistego”, doctoral dissertation, Jagiellonian University, Warsaw, Poland ([link](#))
- Mike Ossipoff (1998), “Party List P.S.”, *Election-Methods mailing list*, 27 July 1998 ([link](#), [link](#))
- Joseph Otten (1998), “Ordered List Selection”, *Voting Matters*, issue 9, pages 8–9 ([link](#))
- Joseph Otten (2000), “Ordered List Selection — revisited”, *Voting Matters*, issue 12, pages 2–5 ([link](#))

- Pamela Pallett, Aleix Martinez (2014), “Beyond the basics: Facial expressions of compound emotions”, *Journal of Vision*, volume 14, issue 10, page 1401, DOI: 10.1167/14.10.1401
- Dongbo Pan, Feng Liu, Yong Deng (2016), “An improved AHP method in preferential voting system”, *11th International Conference on Computer Science & Education (ICCSE 2016)*, Nagoya, Japan, 23–25 August 2016, proceedings, pages 82–85, DOI: 10.1109/ICCSE.2016.7581559
- David C. Parkes, Lirong Xia (2012), “A Complexity-of-Strategic-Behavior Comparison between Schulze’s Rule and Ranked Pairs”, *Twenty-Sixth AAAI Conference on Artificial Intelligence (AAAI-12)*, Toronto, Canada, 22–26 July 2012, proceedings, pages 1429–1435, AAAI Press ([link](#), [link](#), [link](#), [link](#))
- David C. Parkes, Sven Seuken (2013), “Economics and Computation”, Cambridge University Press ([link](#))
- Dirk Pattinson, Mukesh Tiwari (2017), “Schulze Voting as Evidence Carrying Computation”, *8th International Conference on Interactive Theorem Proving (ITP 2017)*, Brasília, Brazil, 26–29 September 2017; eds. Mauricio Ayala-Rincón, César A. Muñoz, *Lecture Notes in Computer Science*, volume 10499, pages 410–426, DOI: 10.1007/978-3-319-66107-0_26 ([link](#))
- Alois Paulin (2019), “Controlling Citizens or Controlling the State?”, *Smart City Governance*, pages 61–79, DOI: 10.1016/B978-0-12-816224-8.00003-0
- Raúl Pérez-Fernández (2017a), “Monotonicity-based consensus states for the monometric rationalisation of ranking rules with application in decision making”, doctoral dissertation, University of Oviedo and Ghent University ([link](#), [link](#))
- Raúl Pérez-Fernández, Bernard DeBaets (2017b), “Representations of votes based on pairwise information: Monotonicity versus consistency”, *Information Sciences*, volumes 412–413, pages 87–100, DOI: 10.1016/j.ins.2017.05.039
- Raúl Pérez-Fernández, Bernard DeBaets (2019), “The acclamation consensus state and an associated ranking rule”, *International Journal of Intelligent Systems*, volume 34, issue 6, pages 1223–1247, DOI: 10.1002/int.22093 ([link](#))
- Norman Petry (1998), “Tideman vs. Schulze”, *Election-Methods mailing list*, 31 July 1998 ([link](#), [link](#))
- Grzegorz Pierczyński, Piotr Skowron (2019), “Approval-Based Elections and Distortion of Voting Rules”, *Twenty-Eighth International Joint Conferences on Artificial Intelligence (IJCAI 19)*, Macao, China, 10–16 August 2019, proceedings, pages 543–549, DOI: 10.24963/ijcai.2019/77 ([arXiv:1901.06709](#)) ([link](#))

- Reinhold Plösch, Severin Schürz, Christian Körner (2015), “On the Validity of the IT-CISQ Quality Model for Automatic Measurement of Maintainability”, *2015 IEEE 39th Annual International Computer Software and Applications Conference (COMPSAC)*, Taichung, Taiwan, 1–5 July 2015, proceedings, volume 2, pages 326–334, DOI: 10.1109/COMPSAC.2015.47
- William Poundstone (2008), “Gaming the Vote”, Hill and Wang ([link](#))
- Ronaldo C. Prati (2012), “Combining feature ranking algorithms through rank aggregation”, *International Joint Conference on Neural Networks (IJCNN 2012)* in conjunction with the *IEEE World Congress on Computational Intelligence (WCCI 2012)*, Brisbane, Australia, 10–15 June 2012, proceedings, pages 754–761, DOI: 10.1109/IJCNN.2012.6252467 ([link](#), [link](#))
- Satya-Lekh Proag (2015), “Evaluation d’une politique publique et mise en œuvre d’une méthodologie supplémentant le calcul du ‘Net Social Benefit’: Cas de l’expérimentation par la Ville de Paris d’une Zone d’Actions Prioritaires pour l’Air (ZAPA)”, doctoral dissertation, Panthéon-Sorbonne University, Paris ([link](#))
- Friedrich Pukelsheim, Christian Schuhmacher (2004), “Das neue Zürcher Zuteilungsverfahren für Parlamentswahlen”, *Aktuelle Juristische Praxis/Pratique Juridique Actuelle*, volume 13, issue 5, pages 505–522 ([link](#))
- Yannick Reisch, Jörg Rothe, Lena Schend (2014), “The Margin of Victory in Schulze, Cup, and Copeland Elections: Complexity of the Regular and Exact Variants”, *7th European Starting AI Researcher Symposium (STAIRS 2014)*, Prague, Czech Republic, 18–22 August 2014, *Frontiers in Artificial Intelligence and Applications*, eds. Ulle Endriss, João Leite, volume 264, pages 250–259, DOI: 10.3233/978-1-61499-421-3-250
- Jeffrey T. Richelson (1978), “A characterization result for the plurality rule”, *Journal of Economic Theory*, volume 19, issue 2, pages 548–550, DOI: 10.1016/0022-0531(78)90108-4
- Wyko Rijnsburger (2015), “Personalized presentation annotations using optical HMDs”, doctoral dissertation, University of Amsterdam, Netherlands ([link](#))
- Wyko Rijnsburger, Sven Kratz (2017), “Personalized presentation annotations using optical HMDs”, *Multimedia Tools and Applications*, volume 76, issue 4, pages 5607–5629, DOI: 10.1007/s11042-016-4064-0 ([link](#))
- Ronald L. Rivest, Emily Shen (2010), “An Optimal Single-Winner Preferential Voting System Based on Game Theory”, *Third International Workshop on Computational Social Choice (COMSOC 2010)*, 13–16 September 2010, proceedings, pages 399–410, Düsseldorf University Press ([link](#), [link](#), [link](#), [link](#), [link](#))
- Colin Rosenstiel (1998), “Producing a Party List using STV”, *Voting Matters*, issue 9, pages 7–8 ([link](#))

- Riyadh Al-Rousan, Mohd Shahrizal Sunar, Hoshang Kolivand (2018), “Geometry-based shading for shape depiction enhancement”, *Multimedia Tools and Applications*, volume 77, issue 5, pages 5737–5766, DOI: 10.1007/s11042-017-4486-3 ([link](#))
- Alejandro Ruiz-Padillo, Thiago B.F. de Oliveira, Matheus Alves, Ana L.C. Bazzan, Diego P. Ruiz (2016), “Social choice functions: A tool for ranking variables involved in action plans against road noise”, *Journal of Environmental Management*, volume 178, pages 1–10, DOI: 10.1016/j.jenvman.2016.04.038
- Donald G. Saari (1994), “Geometry of Voting”, Springer-Verlag, Berlin, DOI: 10.1007/978-3-642-48644-9
- Donald G. Saari (2001), “Decisions and Elections: Explaining the Unexpected”, Cambridge University Press, DOI: 10.1017/CBO9780511606076
- Julia Sageder, Ariane Demleitner, Oliver Irlbacher, Raphael Wimmer (2019), “Applying Voting Methods in User Research”, *Mensch und Computer 2019* (MuC ‘19), Hamburg, Germany, 8–11 September 2019; proceedings, pages 571–575, DOI: 10.1145/3340764.3344461 ([link](#))
- Alexey Savvateev, Aleksander Filatov, Dmitry Schwartz (2018), “The Problem of Collective Choice, Arrow’s Impossibility Theorem, and it’s Short Proof”, *Bulletin of the Far Eastern Federal University: Economics and Management*, volume 4, pages 5–22, DOI: 10.24866/2311-2271/2018-4/5-22 ([link](#))
- Lena Schend (2015), “From Election Fraud to Finding the Dream Team: A Study of the Computational Complexity in Voting Problems and Stability in Hedonic Games”, doctoral dissertation, Heinrich Heine University of Düsseldorf ([link](#), [link](#), [link](#))
- Markus Schulze (1998), “Maybe Schulze is decisive”, *Election-Methods mailing list*, 31 August 1998 ([link](#), [link](#), [link](#))
- Markus Schulze (2002), “On Dummett’s ‘Quota Borda System’”, *Voting Matters*, issue 15, pages 10–13 ([link](#))
- Markus Schulze (2003), “A new monotonic and clone-independent single-winner election method”, *Voting Matters*, issue 17, pages 9–19 ([link](#))
- Markus Schulze (2004), “Free Riding”, *Voting Matters*, issue 18, pages 2–8 ([link](#))
- Markus Schulze (2011a), “A new monotonic, clone-independent, reversal symmetric, and Condorcet-consistent single-winner election method”, *Social Choice and Welfare*, volume 36, issue 2, pages 267–303, DOI: 10.1007/s00355-010-0475-4
- Markus Schulze (2011b), “Free Riding and Vote Management under Proportional Representation by the Single Transferable Vote”, working paper ([link](#))

- Markus Schulze (2016a), “Condorcet/Schulze Voting in Single-Winner Districts”, *Submission to the Canadian House of Commons Special Committee on Electoral Reform* ([link](#))
- Markus Schulze (2016b), “Mode de scrutin Condorcet/Schulze dans les circonscriptions uninominales”, *Submission to the Canadian House of Commons Special Committee on Electoral Reform* ([link](#))
- Thomas Schwartz (1986), “The Logic of Collective Choice”, Columbia University Press, New York
- Shreyas Sekar, Sujoy Sikdar, Lirong Xia (2017), “Condorcet Consistent Bundling with Social Choice”, *16th International Conference on Autonomous Agents and Multiagent Systems (AAMAS 2017)*, São Paulo, Brazil, 8–12 May 2017 ([link](#), [link](#), [link](#))
- Nisarg Shah (2016), “Optimal Social Decision Making”, doctoral dissertation, Carnegie Mellon University, Pittsburgh, USA ([link](#), [link](#), [link](#))
- Forest Simmons (2004), “Consistency in PR methods”, *Election-Methods mailing list*, 11 December 2004 ([link](#))
- Piotr Skowron, Martin Lackner, Markus Brill, Dominik Peters, Edith Elkind (2017), “Proportional Rankings”, *Twenty-Sixth International Joint Conference on Artificial Intelligence (IJCAI 2017)*, Melbourne, Australia, 19–25 August 2017, proceedings, pages 409–415, DOI: 10.24963/ijcai.2017/58 ([arXiv:1612.01434](#))
- John H. Smith (1973), “Aggregation of Preferences with Variable Electorate”, *Econometrica*, volume 41, number 6, pages 1027–1041, DOI: 10.2307/1914033
- Paulo Cesar Ferreira de Souza (2009), “Seleção de construtora como parceira para empreendimento de energia elétrica: utilização dos métodos ordinais do apoio multicritério à decisão”, doctoral dissertation, Rio de Janeiro ([link](#))
- Saul Stahl, Paul E. Johnson (2006), “Understanding Modern Mathematics”, Jones & Bartlett Publishing ([link](#), [link](#), [link](#))
- Saul Stahl, Paul E. Johnson (2017), “Mathematics Old and New”, Courier Dover Publications ([link](#))
- Ben Strasser (2017), “Computing Tree Decompositions with FlowCutter: PACE 2017 Submission”, working paper ([arXiv:1709.08949](#))
- Radek Švec (2011), “Bordovo hlasování jako alternativa k ostatním typům ordinálních většinových volebních systémů”, master thesis, University of Prague ([link](#))
- Peter A. Taylor (2004), “Election Systems 101”, *SWUUSI 2004* ([link](#))
- T. Nicolaus Tideman (1987), “Independence of Clones as a Criterion for Voting Rules”, *Social Choice and Welfare*, volume 4, issue 3, pages 185–206, DOI: 10.1007/BF00433944

- T. Nicolaus Tideman, Daniel Richardson (2000), “Better voting methods through technology: The refinement-manageability trade-off in the single transferable vote”, *Public Choice*, volume 103, issue 1, pages 13–34, DOI: 10.1023/A:1005082925477
- T. Nicolaus Tideman (2006), “Collective Decisions and Voting: The Potential for Public Choice”, Ashgate Publishing ([link](#))
- T. Nicolaus Tideman (2019), “How Should Votes Be Cast and Counted?”, *Oxford Handbook of Public Choice*, eds. Roger D. Congleton, Bernard N. Grofman, Stefan Voigt, volume 2, pages 5–23, Oxford University Press, DOI: 10.1093/oxfordhb/9780190469771.013.1 ([link](#))
- Bentz P. Tozer III (2017), “Many Objective Sequential Decision Making”, doctoral dissertation, George Washington University ([link](#))
- Alasdair Tran, Cheng Soon Ong, Christian Wolf (2018), “Combining active learning suggestions”, *PeerJ Computer Science*, volume 4, article 157, DOI: 10.7717/peerj-cs.157 ([link](#), [link](#))
- Luis G. Vargas (2016), “Voting with Intensity of Preferences”, *International Journal of Information Technology & Decision Making*, volume 15, number 4, pages 839–859, DOI: 10.1142/S0219622016400058
- Jim Vaughan, Sven Kratz, Don Kimber (2016), “Look where you’re going: Visual interfaces for robot teleoperation”, *2016 25th IEEE International Symposium on Robot and Human Interactive Communication (RO-MAN 2016)*, 26–31 August 2016, New York, USA, proceedings, pages 273–280, DOI: 10.1109/ROMAN.2016.7745142 ([link](#), [link](#))
- Ilse Verdiesen, Martijn Cligge, Jan Timmermans, Lennard Segers, Virginia Dignum, Jeroen van den Hoven (2016), “MOOD: Massive Open Online Deliberation Platform — A practical application”, *1st Workshop on Ethics in the Design of Intelligent Agents (EDIA 2016)* in conjunction with the *22th European Conference on Artificial Intelligence (ECAI 2016)*, The Hague, Netherlands, 29 August – 2 September 2016, proceedings, eds. Grégory Bonnet, Maaïke Harbers, Koen Hindriks, Mike Katell, Catherine Tessier, pages 6–11 ([link](#), [link](#), [link](#), [link](#))
- Ilse Verdiesen, Virginia Dignum, Jeroen van den Hoven (2018), “Measuring Moral Acceptability in E-deliberation: A Practical Application of Ethics by Participation”, *ACM Transactions on Internet Technology*, volume 18, number 4, article 43, DOI: 10.1145/3183324
- KaiYu Wan, Vangalur Alagar (2017), “Analyzing healthcare big data for patient satisfaction”, *2017 13th International Conference on Natural Computation, Fuzzy Systems and Knowledge Discovery (ICNC-FSKD 2017)*, Guilin, China, 29–31 July 2017, proceedings, pages 2084–2091, DOI: 10.1109/FSKD.2017.8393093

- Shuaiqiang Wang, Jiankai Sun, Byron J. Gao, Jun Ma (2014), “VSRank: A Novel Framework for Ranking-Based Collaborative Filtering”, *ACM Transactions on Intelligent Systems and Technology* (TIST 2019), volume 5, issue 3, article 51, DOI: 10.1145/2542048 ([link](#), [link](#), [link](#))
- C. Hugh E. Warren (1994), “Counting in STV Elections”, *Voting Matters*, issue 1, pages 12–13 ([link](#))
- C. Hugh E. Warren (1999), “An example of ordering elected candidates”, *Voting Matters*, issue 10, page 3 ([link](#))
- Stephen Warshall (1962), “A Theorem on Boolean Matrices”, *Journal of the ACM*, volume 9, issue 1, pages 11–12, DOI: 10.1145/321105.321107
- Thomas F. Wenisch (2018), “Top Picks from the 2017 Computer Architecture Conferences”, *IEEE Micro*, volume 38, issue 3, pages 5–9, DOI: 10.1109/MM.2018.032271056 ([link](#), [link](#), [link](#))
- Brian A. Wichmann (1994), “An STV Database”, *Voting Matters*, issue 2, page 9 ([link](#))
- Kyle S. Wilkinson (2018), “Analysis of a Voting Method for Ranking Network Centrality Measures on a Node-Aligned Multiplex Network”, master thesis, Air Force Institute of Technology, Wright-Patterson Air Force Base, Ohio, USA ([link](#), [link](#), [link](#))
- Raphael Wimmer, Florian Schulz, Fabian Hennecke, Sebastian Boring, Heinrich Hussmann (2009), “Curve: Blending Horizontal and Vertical Interactive Surfaces”, *Adjunct Proceedings of the 4th IEEE Workshop on Tabletops and Interactive Surfaces* (IEEE Tabletop 2009), Banff, Canada, 23–25 November 2009 ([link](#), [link](#), [link](#), [link](#))
- Raphael Wimmer, Fabian Hennecke, Florian Schulz, Sebastian Boring, Andreas Butz, Heinrich Hussmann (2010), “Curve: Revisiting the Digital Desk”, *6th Nordic Conference on Human-Computer Interaction* (NordiCHI 2010), Reykjavik, Iceland, 16–20 October 2010, proceedings, pages 561–570, ACM Press, DOI: 10.1145/1868914.1868977 ([link](#), [link](#), [link](#))
- Douglas R. Woodall (1997), “Monotonicity of single-seat preferential election rules”, *Discrete Applied Mathematics*, volume 77, issue 1, pages 81–98, DOI: 10.1016/S0166-218X(96)00100-X
- Barry Wright (2009), “Objective Measures of Preferential Ballot Voting Systems”, doctoral dissertation, Duke University, Durham, North Carolina ([link](#), [link](#), [link](#))
- Geraldo Xexéo, Eduardo Freitas Mangeli de Brito, Luís Fernando Oliveira (2016), “Drama Measures Applied to a Large Scale Business Game”, *Developments in Business Simulation and Experiential Learning*, volume 43, number 1, pages 325–333 ([link](#), [link](#))

- Fan Xue, Geoffrey Qiping Shen (2017), “Design of an efficient hyper-heuristic algorithm CMA-VNS for combinatorial black-box optimization problems”, *Genetic and Evolutionary Computation Conference (GECCO 2017)*, Berlin, Germany, 15–19 July 2017, proceedings, pages 1157–1162, DOI: 10.1145/3067695.3082054 ([link](#))
- Anbu Yue, Weiru Liu, Anthony Hunter (2007), “Approaches to Constructing a Stratified Merged Knowledge Base”, *9th European Conference on Symbolic and Quantitative Approaches to Reasoning with Uncertainty (ECSQARU 2007)*, Hammamet, Tunisia, 31 October – 2 November 2007; ed. Khaled Mellouli, *Lecture Notes in Artificial Intelligence, Lecture Notes in Computer Science*, volume 4724, pages 54–65, Springer-Verlag, DOI: 10.1007/978-3-540-75256-1_8 ([link](#), [link](#))
- Shahrooz Zarbafian (2018), “Optimization and machine learning methods for Computational Protein Docking”, doctoral dissertation, Boston University, Massachusetts, USA ([link](#))
- Wanwan Zheng, Mingzhe Jin (2018), “Comparing Feature Selection Methods by Using Rank Aggregation”, *2018 Sixteenth International Conference on ICT and Knowledge Engineering (ICT&KE)*, Bangkok, Thailand, 21–23 November 2018, DOI: 10.1109/ICTKE.2018.8612429
- Wanwan Zheng, Mingzhe Jin (2019), “Comparing multiple categories of feature selection methods for text classification”, *Digital Scholarship in the Humanities*, accepted for publication, DOI: 10.1093/lc/fqz003
- Ke Zhou, Ronan Cummins, Mounia Lalmas, Joemon M. Jose (2013), “Which Vertical Search Engines are Relevant?”, *22nd International Conference on World Wide Web (WWW 2013)*, Rio de Janeiro, Brazil, 13–17 May 2013, proceedings, pages 1557–1568, DOI: 10.1145/2488388.2488524 ([link](#), [link](#), [link](#), [link](#))
- Ke Zhou (2014), “On the Evaluation of Aggregated Web Search”, doctoral dissertation, University of Glasgow, United Kingdom ([link](#))
- Universität Stuttgart — Korrespondenzzirkel Mathematik (2005), “Schulze-Methode — ein Beispiel für eine gerechte Wahl?” ([link](#))
- Department of Computer Science and Engineering at the Indian Institute of Technology Kanpur (2017), “Social Choice”, working paper ([link](#))

- www01: https://meta.wikimedia.org/wiki/Wikimedia_Foundation_elections/Board_elections/2008/en
- www02: https://meta.wikimedia.org/wiki/Wikimedia_Foundation_elections/Board_elections/2009/en
- www03: https://meta.wikimedia.org/wiki/Board_elections/2011/en
- www04: https://wiki.pirate-party.us/Pirate_National_Committee_%28PNC%29/Bylaws
- www05: <http://www.silla.es/noticies/i/82830/1342/22-26-de-febrer-la-primera-enquesta-popular-de-la-historia-de-silla>
- www06: <https://www.hortanoticias.com/al-voltant-de-2-000-participants-en-dos-dies-en-la-primera-enquesta-popular-de-silla-que-decidira-sobre-espectacles-taurins/>
- www07: <https://www.hortanoticias.com/silla-firma-un-hito-en-la-participacion-ciudadana-en-espana-al-usar-el-voto-preferencial-en-su-primera-consulta-popular/>
- www08: <http://www.sillaendemocracia.es/un-ano-profundizacion-democratica-silla/>
- www09: <http://www.silla.es/noticies/i/85386/1342/la-segona-enquesta-popular-se-celebrara-al-final-de-febrer>
- www10: Section 9.4.7.3 of the Operating Procedures of the Address Council of the Address Supporting Organization
<https://aso.icann.org/documents/operational-documents/operating-procedures-of-the-address-council-of-the-address-supporting-organization>
- www11: <https://ase.tufts.edu/europeanCenter/programs/talloires/syllabi/MATH19.pdf>
- www12: <https://www.fachschaft.informatik.uni-kl.de/wp-content/uploads/2015/06/go.pdf>
- www13: Ka-Ping Yee, “Kingman adopts Condorcet voting”, 14 April 2005
<https://zestyping.livejournal.com/111588.html>
- www14: Hillegass-Parker House Bylaws
<https://sites.google.com/a/bsc.coop/hip-house/bylaws-and-policies/bylaws>
- www15: Melina Lang, “Der Traum vom selbstorganisierten Wohnen”, *Stimme:ab*, Frankreich-Zentrum der Albert-Ludwigs-Universität Freiburg, pages 4–5, April 2018
https://www.fz.uni-freiburg.de/content/dateien-studium/dateien-dfj/stimme_ab
- www16: <http://www.linux-france.org/~dmentre/demexp/latest-src/demexp-book-0.8.2.pdf>
- www17: <https://wiki.piratenpartei.de/BE:Parteitag/2011.1/Rohdaten/Auswertung>