

Probabilistic Value-Deviation-Bounded Integer Codes for Approximate Communication

Phillip Stanley-Marbell¹ and Paul Hurley²

¹Department of Engineering, University of Cambridge, Cambridge CB3 0FA, UK; ²IBM Research — Zürich, Säumerstrasse 4, CH-8803 Rüschlikon, Switzerland

This manuscript was compiled on April 9, 2018

When computing systems can tolerate the effects of errors or erasures in their communicated data values, they can trade this tolerance for improved resource efficiency. One method for enabling this tradeoff in the I/O subsystems of computing systems, is to use channel codes that reduce the power needed to send bits on a channel in exchange for bounded errors and erasures on numeric program values—*value-deviation-bounded (VDB) codes*. Unlike rate distortion codes, which guarantee a bound on the expected value of channel distortion, the probabilistic VDB codes we present guarantee any desired tail distribution on integer distances of words transmitted over a channel.

We extend prior work to present tighter upper bounds on the efficiency for VDB codes. We present a new probabilistic VDB encoder that lowers power dissipation in exchange for bounded channel integer distortions. The code we present takes the peculiar approach of changing the channel bit error rate across the ordinal bit positions in a word to reduce power dissipation. We implement the code table generator in a software tool built on the dReal SMT solver and we validate the generated codes using Monte Carlo simulation. We present one realization of hardware to implement the technique, requiring 2 mm² of circuit board area and dissipating less than 0.5 μ W.

Approximate Computing | Approximate Communication | Sensors | Information Theory

Most computing systems are designed to prevent errors in computation, memory, and communication. Guarding against errors however requires energy, temporal redundancy, or spatial redundancy and therefore consumes resources. But not all systems need to be free of errors: In some systems, either by explicit design or by the nature of the problems they solve, system output quality degrades gracefully in the presence of errors.

Several important future applications of computing systems, ranging from wearable health-monitoring systems to neuromorphic computing architectures (1) often dissipate a significant fraction of their energy communicating data (e.g., from sensors) in which the effects of errors are best quantified in terms of their integer distance, rather than using a Hamming distance. At the same time, the computations that consume this data can often incur errors with a wide range of integer distances with limited system-level consequences.

Because electrical communication interfaces do not benefit as much as processors and other digital logic from semiconductor process technology scaling, the fraction of system energy dissipated by sensor data access and communication is currently large (2–4) and will only grow in future embedded sensor-driven and neuromorphic systems. It is therefore an important challenge to find ways to reduce the power dissipated in sensor data acquisition and transfer. One way to do this is by exploiting knowledge of the properties and uses of the transported data, to reduce communication power dissipation in exchange for, e.g., bounded inaccuracy of the communicated data (5–9).

Reducing I/O power in exchange for bounded inaccuracy requires a physical channel property that provides such a tradeoff. One ex-

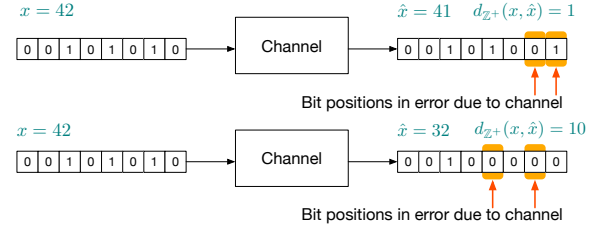


Fig. 1. Channel model and distance functions: The same number of bit errors (same Hamming distance) can lead to vastly different value deviations (integer distances).

ample of such a tradeoff is between energy dissipated in the pull-up resistors on a serial communication interface such as I2C and the link error or erasure rate. The choice of the pull-up resistor value influences signal integrity at a given I/O speed and at the same time affects communication power dissipation.

A. Contributions. We exploit value representation and hardware properties to design codes that trade lower power dissipation for a given bound on the tail distribution of channel integer distortion.

Tighter bounds on properties of VDB codes (Section 2): We extend prior work (10) to present tighter upper bounds on the efficiency of VDB codes.

A new encoding technique for approximate communication: Probabilistic VDB channel encoding (Section 3): In a system with integer random variable input X and output \hat{X} , let the random variable $M = d_{z^+}(X, \hat{X})$ denote the absolute value of the difference between X and \hat{X} . Figure 1 shows an example. The random variable M takes on instance values m , and has tail distribution $\Pr(M > m)$. In this article, we denote integer distance errors tolerated by a given end-to-end application using an upper bound $\hat{F}_M(m)$ on the tail distribution of m seen at the output of the system (e.g., the receiver in Figure 1). We present a method to derive an application-specific encoding given any instance of the function $\hat{F}_M(m)$. The method we present generates a custom encoding such that $\Pr(M > m) \leq \hat{F}_M(m)$ for any $\hat{F}_M(m)$ that is a monotone nondecreasing function of m with range $[0, 1]$. Because it bounds the entire tail distribution $\hat{F}_M(m)$ of integer distortion, the technique we present is a generalization of traditional rate distortion codes: rate distortion codes typically only bound the expected value, $E[M]$, of the channel distortion. We present our new encoding approach for identically-distributed channel errors (Section 3 A), non-identically-distributed channel errors (Section 3 B), and we present an analytic formulation for the effect of the distribution of transmitted values on masking (Section 3 D).

Algorithms for probabilistic VDB encoding (Section 4): We first present an easy-to-implement method for generating probabilistic VDB code tables for a given bound on integer distortion. Because

PSM formulated the problem, derived the bounds, and developed the encoding. PH developed the improved algorithm for generating the code tables. Both authors contributed to writing.

¹To whom correspondence should be addressed. E-mail: phillip.stanley-marbell@eng.cam.ac.uk

Table 1. Terminology and notation.

Notation	Definition	Example
L	Word length (in bits)	8
x	Error-free value	42 (00101010)
\hat{x}	Value after channel error	32 (00100000)
m	Value deviation, $ \hat{x} - x $	10
M	Random variable denoting value deviations	
$F_{M(m)}$	Tail distribution, $\Pr(M > m)$	$\begin{cases} 0 & m < 4 \\ 1/100 & m = 4 \\ 1 & m \geq 10 \end{cases}$
k	Number of bits of x perturbed in \hat{x}	2 (grayed-out above)

it only needs to be run once, offline, when a system is being designed, the first method we present is practical for the sensor sample resolutions common in embedded sensor systems (e.g., 8–16 bits). We then use techniques borrowed from finite-field arithmetic to create an efficient algorithm for generating the code tables.

A custom hardware implementation (Section 6): We demonstrate the feasibility of probabilistic VDB encoding by describing our implementation of the required hardware support in a custom printed circuit board platform.

Traditional *source coding* changes the words being transmitted on a channel to adapt to properties of the inputs (e.g., for compression). Traditional *channel coding* changes words being transmitted to adapt to properties of the channel (e.g., for forward error correction). In contrast, the encoding technique we present in this article (probabilistic VDB coding) takes the peculiar approach of changing the properties of the communication channel for different ordinal positions in a word to be transmitted. Probabilistic VDB coding does this with the objective of reducing power dissipation by inducing channel errors that lead to values at the channel’s receiver which are at small integer distances from those sent by the channel’s transmitter.

B. Related Research. Value-deviation-bounded (VDB) integer codes (10) were proposed as a means of trading energy efficiency for correctness in the context of program variable encodings when program variables can tolerate some distribution of integer value distortions. For serial communication interfaces such as I2C and SPI which are common in energy-constrained embedded systems, serial VDB codes (VDBS encoding) (5, 6) provide a concrete encoding method. VDBS encoding is deterministic and has the effect of re-quantizing the number representation of values. This deterministic distortion may be undesirable for certain applications: When applied to images with encoder settings to maximally reduce power dissipation, VDBS encoding leads to regular quantization banding in images. For these and similar applications, encoding methods that trade energy-efficiency for accuracy and whose induced distortion is stochastic are therefore desirable.

Rate distortion theory (11, 12) investigates the tradeoff of encoding efficiency (*rate*) for deviation of encoded values (*distortion*). A *distortion function* or *distortion measure* specifies this distortion as a function of the original data and its encoded form. The value deviations we consider in this work are integer distance distortions. Unlike the convention in rate distortion theory, the encoding we present guarantees bounds on the entire distribution of distortions, rather than only guaranteeing bounds on the expected value of the distortion.

1. Definitions

Consider an L -bit binary sequence $x \in \mathbb{Z}_2^L$ transmitted on a channel. Let the channel output be $\hat{x} \in \mathbb{Z}_2^L$ and let $d(x, \hat{x})$ be the Hamming distance between channel input x and output \hat{x} .

In this work we consider systems in which the channel errors are defined by considering x as an unsigned integer. Let x_i denote the i ’th bit of x and let $u : \mathbb{Z}_2^L \rightarrow \mathbb{Z}$ denote the conversion to an integer, with

$$u(x) = \sum_{i=0}^{L-1} x_i 2^i.$$

Then, for unsigned integer value representations of the channel input and output, we define the distance $d_{\mathbb{Z}^+}(x, \hat{x})$ between channel input and output as

$$d_{\mathbb{Z}^+}(x, \hat{x}) = |u(x) - u(\hat{x})|.$$

Table 1 summarizes the notation we use in the rest of this work. The random variable M denoting values of channel distortion, with instance values m , takes on values determined by the distance function $d_{\mathbb{Z}^+}(x, \hat{x})$. In the following, we will use the variable m when we wish to refer to specific instances of channel integer distortion, and we will use $d_{\mathbb{Z}^+}(x, \hat{x})$ when we want to emphasize the distortion function.

Following prior work (10), the absolute value of the distance of words transmitted on a channel, when k bit-level errors for L -bit words can occur, is in the range

$$m_{\min} \leq d_{\mathbb{Z}^+}(x, \hat{x}) \leq 2^{L-k} (2^k - 1). \quad [1]$$

The lower bound on integer distance, m_{\min} is 1 for a binary symmetric channel, and is $2^k - 1$ for the binary asymmetric channel. The upper bound on m in both symmetric and asymmetric channels occurs when all k channel errors are of the same polarity (e.g., $1 \rightarrow 0$) and occur in the most significant k bit positions. The lower bound on m for asymmetric channels errors occur when all k channel errors are in the least significant k bits. For the binary symmetric channel, the lower bound on m occurs when all channel errors occur in consecutive bit positions, with the least significant $k - 1$ of the channel errors having negative polarity (i.e., $1 \rightarrow 0$), and the most significant channel error bit position having positive polarity (i.e., $0 \rightarrow 1$). Because the low-speed I/O links used in many sensor-driven systems do not employ any of the sophisticated channel encodings used for high-speed I/O links, we restrict our analysis in this work to binary channels.

We use a combinatorial formulation to specify the syndrome of the codes we develop in Section 3. Our combinatorial analysis is centered on the number of unique placements of k -bit channel errors into an L -bit word for a given value of the integer distortion.

Definition 1. *The number of unique placements of less than or equal to k -bit channel errors into an L -bit word, such that the resulting change in value of the word is less than or equal to m is given by:*

$$y_{k^*}(L, m) = |\{x \in \mathbb{Z}_2^L : d_{\mathbb{Z}^+}^+(x, \hat{x}) = m, d(x, \hat{x}) \leq k\}|. \quad \diamond$$

Figure 2 illustrates $y_{k^*}(L, m)$ for $L = 3$ and $k = 2$.

When up to k upsets can occur in a word, there are only $y_{k^*}(L, m)$ unique channel error vectors which can lead to a value deviation of m .

$$\begin{aligned}
 m = 1 : & \quad \{v = 0, w = 1\}, \{v = 1, w = 2\}, \{v = 2, w = 3\}, \{v = 3, w = 4\}, \{v = 4, w = 5\}, \\
 & \quad \{v = 5, w = 6\}, \{v = 6, w = 7\}, \{v = 7, w = 6\}, \{v = 6, w = 5\}, \{v = 5, w = 4\}, \\
 & \quad \{v = 4, w = 3\}, \{v = 3, w = 2\}, \{v = 2, w = 1\}, \{v = 1, w = 0\} \\
 & \quad (y_{k^*}(\mathbf{L}, \mathbf{m}) = 2, \mathbf{L} = 3, \mathbf{k} = 2, \mathbf{m} = 1) \\
 \\
 m = 2 : & \quad \{v = 0, w = 2\}, \{v = 1, w = 3\}, \{v = 2, w = 4\}, \{v = 3, w = 5\}, \{v = 4, w = 6\}, \\
 & \quad \{v = 5, w = 7\}, \{v = 6, w = 4\}, \{v = 7, w = 5\}, \{v = 5, w = 3\}, \{v = 4, w = 2\}, \\
 & \quad \{v = 3, w = 1\}, \{v = 2, w = 0\} \\
 & \quad (y_{k^*}(\mathbf{L}, \mathbf{m}) = 2, \mathbf{L} = 3, \mathbf{k} = 2, \mathbf{m} = 2) \\
 \\
 m = 3 : & \quad \{v = 0, w = 3\}, \{v = 1, w = 4\}, \{v = 2, w = 5\}, \{v = 3, w = 6\}, \{v = 4, w = 7\}, \\
 & \quad \{v = 5, w = 2\}, \{v = 6, w = 3\}, \{v = 7, w = 4\}, \{v = 4, w = 1\}, \{v = 3, w = 0\} \\
 & \quad (y_{k^*}(\mathbf{L}, \mathbf{m}) = 2, \mathbf{L} = 3, \mathbf{k} = 2, \mathbf{m} = 3)
 \end{aligned}$$

Fig. 2. Enumeration of all possible cases of value deviation, $m = \{1, 2, 3\}$, for $L = 3$ -bit words and a maximum of $k = 2$ simultaneous upsets, for pairs of error-free values v and error-containing values w . Pairs of values that are not possible with a maximum of $k = 2$ upsets are shown in a lighter color. Bit positions which are in error are shown with a "•" above them. Note that, for $L = 3$ and $k = 2$, there is no combination of three upsets that would lead to a value deviation of $m = 2$. The number of unique bit positions in which up to k upsets can lead to an integer distance of m is given by the special function $y_{k^*}(L, m)$.

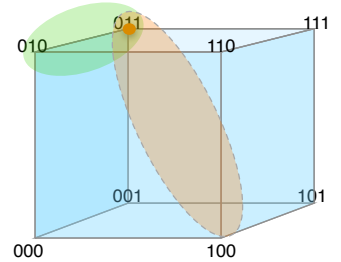
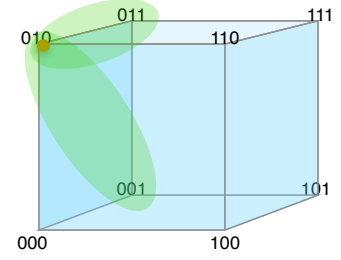


Fig. 3. For $L = 3$ and integer distance $m = 1$, pairs of values such as $(v = 2, w = 3)$ and $(v = 2, w = 1)$ satisfy the constraint of $k \leq 2$ (top figure); on the other hand, while $(v = 3, w = 2)$ is a valid pair under the constraints, $(v = 3, w = 4)$ is not (bottom figure).

2. Tighter Bounds on Encoding Overhead

To correct value erasures with the objective of minimizing integer distortion, the syndrome of a forward error correcting code must be able to distinguish between the ordered pairs of words that differ in k bit positions for some integer distortion m . From prior work which defined bounds on encoding efficiency for VDB codes (10), we have the following Definition 2.

Definition 2. *The number of ordered pairs of L -bit words that differ in k bit positions, and for which the absolute value of their integer difference is exactly m is given by:*

$$z(L, k, m) = \left| \{x \in \mathbb{Z}_2^L : d_{\mathbb{Z}^+}(x, \hat{x}) = m, d(x, \hat{x}) = k\} \right|. \quad \diamond$$

From (10), the function $z(L, k, m)$ is the number of solutions to the simultaneous Diophantine equation pair:

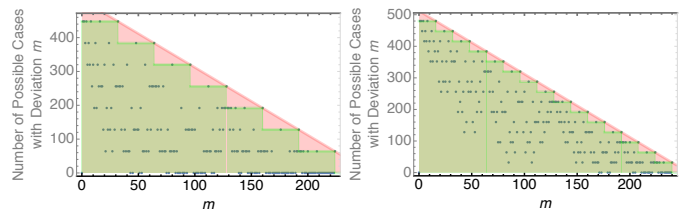
$$\left| \sum_{i=0}^{L-1} w_i 2^i - \sum_{i=0}^{L-1} v_i 2^i \right| = m, \quad (2a)$$

$$\sum_{i=0}^{L-1} (w_i(1 - v_i) + v_i(1 - w_i)) = k. \quad (2b)$$

From (10), an upper bound* on the number of solutions to Equation 2 is

$$z(L, k, m) \leq 2^{L+1} - 2m. \quad [3]$$

The bound on $z_{k^}(L, m)$ given in (10) is missing a factor of k since $z_{k^*}(L, m)$ should pessimistically sum $z(L, k, m)$ over all cases of number of upsets less than or equal to k .



(a) Bounds for $L = 8, k = 3$.

(b) Bounds for $L = 8, k = 4$.

Fig. 4. The tighter bounds we introduce in Equation 4 (staircase, green shaded region), compared to the previous best bound from (10) (Equation 3, triangular red shaded region). The bounds of Equation 4 are the tightest possible monotonic bounds on $z(L, k, m)$.

From the results of numerical simulation, we observe that the number of solutions is always 0, 1, or a multiple of 2^{L-k+1} . Therefore, a tighter bound is

$$z(L, k, m) \leq 2^{L+1} - 2m - \text{mod}(2^{L+1} - 2m, 2^{L-k+1}). \quad [4]$$

A. Empirical evaluation of tighter bounds. Figure 4 shows, by numerical simulation, how the bound given in Equation 4 for the quantity $z(L, k, m)$ from Definition 2 compares to the previous best bound from (10) (Equation 3). The numerical simulation results show that the bound we present in Equation 4 is the tightest possible monotonic bound.

3. Probabilistic Value Deviation Bounded Encoding

We define a *constraint tail distribution* $\widehat{F}_M(m)$ to denote the distribution of integer distances $d_{Z^+}(x, \hat{x})$ which an algorithm or application consuming the output of a communication channel can tolerate. Its domain is given by Equation 1 and it may be any monotone non-decreasing function of m with range $[0, 1]$. We first ignore the distribution of values transmitted on the channel and consider the cases in which no channel errors are masked (Section 3 A and Section 3 B). We introduce the effect of the distribution of channel values in Section 3 D.

A. Case 1: i.i.d. Bernoulli channel errors. If channel errors are independent and identically distributed (i.i.d.) Bernoulli events with parameter p , then k channel errors in an L -bit word will be induced by the channel with probability

$$\binom{L}{k} p^k (1-p)^{L-k}. \quad [5]$$

Not all $\binom{L}{k}$ placements of k errors in L -bit words leading to integer distortion m are possible. The subset that is possible is given by $y_{k^*}(L, m)$ of Definition 1, the number of unique ways in which the channel can induce up to k errors into an L -bit word x , such that the resulting distance $d_{Z^+}(x, \hat{x})$ of the channel output \hat{x} from the channel input x , is exactly m . The events constituting the placements of errors are disjoint and thus the probability of *any* placement of up to k channel errors in an L -bit word leading to a deviation of m is given by the sum of their (identical) individual probabilities.

Let $\mathbb{S}_{\langle y_{k^*}(L, m) \rangle}$ be the set of sets of L -bit vectors, one for each induced distance m , with 1 in a vector indicating a bit position in which the up to k bit-level disturbances must occur in order to lead to a value deviation m and 0 otherwise. For example, for $L = 3$ and $k = 2$, $\{001, 011\}$ is the member of $\mathbb{S}_{\langle y_{k^*}(L, m) \rangle}$ corresponding to the distance $m = 1$. These bit vectors correspond to the positions of the black filled circles in Figure 2. Let the i 'th bit position of vector $e \in \mathbb{S}_{\langle y_{k^*}(L, m) \rangle}$ be $e_{(i)}$. For the constraint of the tail distribution on tolerable deviations to be satisfied,

$$\sum_{e \in \mathbb{S}_{\langle y_{k^*}(L, m) \rangle}} \prod_{i=0}^{L-1} p^{e_{(i)}} (1-p)^{1-e_{(i)}} \leq \widehat{F}_M(m), \quad \forall m. \quad [6]$$

Thus, given the constraint $\widehat{F}_M(m)$ on the tolerable distribution of distances induced by the channel, we can determine the maximum tolerable channel error probability, p .

If larger tolerable channel error probabilities lead to better resource savings, then the most resource-efficient encoding will be that which assigns the largest value to p while still satisfying the constraint $\widehat{F}_M(m)$. We can obtain the value of p by solving the optimization problem

$$\begin{aligned} & \text{maximize} && p && [7] \\ & \text{subject to} && \sum_{e \in \mathbb{S}_{\langle y_{k^*}(L, m) \rangle}} \prod_{i=0}^{L-1} p^{e_{(i)}} (1-p)^{1-e_{(i)}} \leq \widehat{F}_M(m). \end{aligned}$$

For a given $\widehat{F}_M(m)$, we solve the corresponding linear program for p in Equation 7. Channel errors may be masked and the value of p denotes the probability of channel errors after considering the effects of masking. We address masking in Section 3 D.

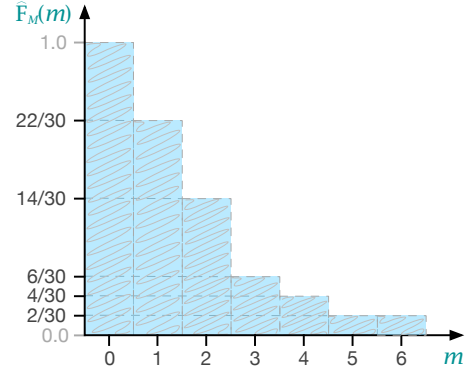


Fig. 5. An example constraint distribution $\widehat{F}_M(m)$, determining the probability distribution of integer distances of transmitted words.

Example: $L = 3$ and $k = 2$ Consider a communication channel in which the transmitted words are $L = 3$ bits long and where we can stochastically induce at most $k = 2$ bit errors in a way that lowers the power dissipated by the channel's transmitter. From Equation 1, when $L = 3$, $k = 2$ and for a binary symmetric channel, the range of possible integer distortion values is $1 \leq m \leq 6$. The set $\mathbb{S}_{\langle y_{k^*}(L, m) \rangle}$ is $\langle \{001, 011\} : m = 1, \{010, 110\} : m = 2, \{011, 101\} : m = 3, \{100\} : m = 4, \{101\} : m = 5, \{110\} : m = 6 \rangle$ with cardinalities (i.e., corresponding $y_{k^*}(L, m)$) $\langle 2, 2, 2, 1, 1, 1 \rangle$. For the individual cases of m , Equation 7 becomes

$$\begin{aligned} & \text{maximize} && p && [8] \\ & \text{subject to} && p(1-p)^2 + p^2(1-p) \leq \widehat{F}_M(1) \wedge \\ & && p(1-p)^2 + p^2(1-p) \leq \widehat{F}_M(2) \wedge \\ & && p(1-p)^2 + p^2(1-p) \leq \widehat{F}_M(3) \wedge \\ & && p(1-p)^2 \leq \widehat{F}_M(4) \wedge \\ & && p^2(1-p) \leq \widehat{F}_M(5) \wedge \\ & && p^2(1-p) \leq \widehat{F}_M(6). \end{aligned}$$

For example, if the deviations occur with the tail distribution shown in Figure 5, then Equation 8 becomes

$$\begin{aligned} & \text{maximize} && p && [9] \\ & \text{subject to} && p(1-p)^2 + p^2(1-p) \leq 6/30 \wedge \\ & && p(1-p)^2 \leq 4/30 \wedge \\ & && p^2(1-p) \leq 2/30. \end{aligned}$$

This yields $p = 0.2180$ for all m . We describe how we automate the solution of p in Section C.

We can exploit this constraint on bit-level error in one of two ways. First, in a hardware implementation where communications are otherwise error-free, up to $k = 2$ bits could be purposefully transmitted in error with probability $p = 0.2180$ if doing so would reduce communication power dissipation. Second, we may exploit the constraint on p in hardware if we can change properties of the channel. Examples of such changes include the operation of the link at lower-than-nominal voltages, or the removal of link termination, both of which increase bit error rates, but yield a potential saving in energy per bit.

Under these assumptions of i.i.d. Bernoulli channel errors however, we cannot discriminate between which bits the energy saving

techniques are applied to. To address this weakness, we next consider a channel model where the channel can induce different error probabilities across the ordinal positions of the bits of a word transmitted over the channel.

B. Case 2: Independent non-identically-distributed errors.

When the probabilities p_i of channel errors that may be induced at different bit positions i in a transmitted word are not identical, the constraint on error probabilities is a generalization of Equation 6:

$$\sum_{e \in \mathbb{S}_{\langle y_{k^*}(L, m) \rangle}} \prod_{i=0}^{L-1} p_i^{e^{(i)}} (1 - p_i)^{1 - e^{(i)}} \leq \widehat{F}_M(m), \quad \forall m. \quad [10]$$

Again, if the channel can reduce resource usage of a transmitter on the channel by permitting larger error probabilities p_i , then the most efficient encoding is that which assigns the largest value to each p_i while still satisfying the constraint. We can obtain the probabilities by solving the optimization problem

$$\begin{aligned} & \text{maximize} && p_i && [11] \\ & \text{subject to} && && \\ & && \sum_{e \in \mathbb{S}_{\langle y_{k^*}(L, m) \rangle}} \prod_{i=0}^{L-1} p_i^{e^{(i)}} (1 - p_i)^{1 - e^{(i)}} \leq \widehat{F}_M(m). \end{aligned}$$

For a given $\widehat{F}_M(m)$, we solve the corresponding geometric program for p_i . Channel errors may be masked and the p_i denote the probability of channel errors after considering the effects of masking.

Example: $L = 3, k = 2$ From Equation 1, when $L = 3, k = 2$ and for a binary symmetric channel, $1 \leq m \leq 6$. The possible values of $y_{k^*}(L, m)$ for each of these values of m and the set $\mathbb{S}_{\langle y_{k^*}(L, m) \rangle}$ are the same as in Section A. Considering the same constraint $\widehat{F}_M(m)$ on induced distance as in Section A, then Equation 11 becomes

$$\begin{aligned} & \text{maximize} && p_i && [12] \\ & \text{subject to} && && \\ & && p_0 - p_2 p_0 \leq 22/30 \wedge \\ & && p_1 - p_1 p_0 \leq 14/30 \wedge \\ & && (p_2 + p_1 - 2p_2 p_1) p_0 \leq 6/30 \wedge \\ & && p_2 (p_1 - 1) (p_0 - 1) \leq 4/30 \wedge \\ & && p_2 (1 - p_1) p_0 \leq 2/30 \wedge \\ & && p_2 p_1 (1 - p_0) \leq 2/30. \end{aligned}$$

This yields $p_2 = 0.2266$, $p_1 = 0.4011$, and $p_0 = 0.4485$ for all m . We describe how we automate this solution with a software tool, in Section C. Given any constraint $\widehat{F}_M(m)$, we can compute the corresponding p_i s for any given word length L and maximum number of simultaneous channel errors, k .

C. How we solve for p and p_i . To solve for p in Equation 7 and p_i in Equation 11, as we do for the examples in Equation 8 and Equation 12 we developed a software tool to compile Equation 7 and Equation 11 to constraints in the SMT-2 format. We then use the dReal SMT solver (13) to solve for p in Equation 8 or p_i in Equation 12.

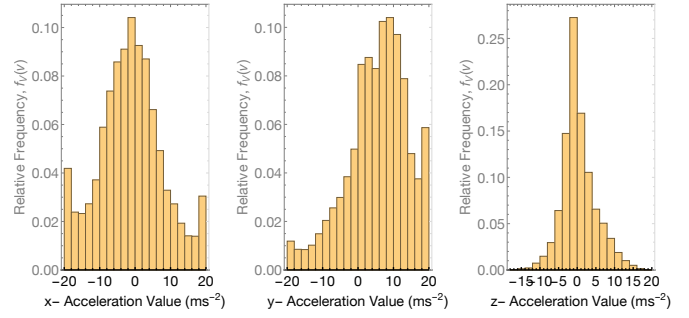


Fig. 6. Empirical probability mass functions (i.e., $f_V(v)$ from Figure 7) for 29 978 samples (25 minutes of sensor data sampled at 20 Hz) from the three axes of an accelerometer worn by a person engaged in a variety of activities (14).

D. Case 3: Accounting for distributions of values transmitted.

The analyses in Section A and Section B do not account for the distribution of values transmitted over the channel and therefore do not account for the fact that channel errors may be masked.

Let $f_V(v)$ (equivalently, $\Pr\{V = v\}$) be the probability mass function for values transmitted on the channel, let $f_{t^{(i)}}$ be the probability of bit error induced by a VDB channel at bit position i , and let $f_M(m)$ be the probability mass function for the channel integer distortion. Figure 6 shows real-world empirical examples of the probability mass function $f_V(v)$ for three sets of data taken from a real-world sensor deployment (14).

Figure 7 shows the analytical formulation for $f_M(m)$ when the channel induces single bit errors (Equation 13) and multiple bit errors (Equation 14). Our goal is to obtain the function $f_{t^{(i)}}$ which satisfies a given constraint $\widehat{F}_M(m)$ on channel integer distortion.

For a given $\widehat{F}_M(m)$, we obtain $f_{t^{(i)}}$ from the definition of the tail distribution of probability mass functions. Let m_{\max} be the maximum integer distortion possible on the channel, and given previously in Equation 1. Then,

$$\sum_0^{m_{\max}} f_M(m) = \widehat{F}_M(m). \quad [15]$$

4. The $\mathbb{S}_{\langle y_{k^*}(L, m) \rangle}$ Sets Required for VDB Code Tables

The encoding (i.e., determination of p s or p_i s) in Section 3 depends on having the relevant set $\mathbb{S}_{\langle y_{k^*}(L, m) \rangle}$ for a given word length L , maximum number of channel errors k , and integer distortion m .

A. Basic construction of the sets $\mathbb{S}_{\langle y_{k^*}(L, m) \rangle}$. One pragmatic method to obtain $\mathbb{S}_{\langle y_{k^*}(L, m) \rangle}$, when dealing with small word sizes (e.g., L of 8–16) is to simply enumerate all the solution $\langle w, v \rangle$ pairs to Equation 2 and to determine the bit positions in which they differ.

B. Efficient construction of the sets $\mathbb{S}_{\langle y_{k^*}(L, m) \rangle}$. Let m be an integer distance. We can write m in any radix, r , as a polynomial $\sum_i \beta_i r^i$. Let $s(r)$ be the radix- r polynomial representation of a value s , with the coefficients s_i of the radix- r expansion, i.e., $s(r) = \sum_i s_i r^i$. Let S_m be the set of all polynomials $s(r)(r - 2) + m(r)$ which have no terms with coefficients ± 2 , that is

$$\beta_0 - 2s_0 \neq \pm 2 \quad [16]$$

$$\beta_i - 2s_i + s_{i-1} \neq \pm 2. \quad [17]$$

Then, given m , and a value s , Algorithm 1 computes the members of the set S_m of values within integer distance m of the value s . Given this set S_m , we then extract the subset which are at Hamming

$$f_M(m) = \sum_{a=0}^{2^n-1} \left(\sum_{i=0}^{n-1} f_V(a+2^i) f_{k(i)}(0) + \sum_{i=0}^{n-1} f_V(a-2^i) f_{k(i)}(1) + \sum_{i=0}^{n-1} f_{k(i)}(V_{(i)}) f_V(a) \right) f_V(a-m) + \sum_{a=0}^{2^n-1} \left(\sum_{i=0}^{n-1} f_V(a+2^i) f_{k(i)}(0) + \sum_{i=0}^{n-1} f_V(a-2^i) f_{k(i)}(1) + \sum_{i=0}^{n-1} f_{k(i)}(V_{(i)}) f_V(a) \right) f_V(a+m). \quad [13]$$

$$f_M(m) = \sum_{b=0}^{2^n-1} \left(\sum_{a=0}^{2^n-1} \frac{\Pr \{V = a, \sum_{i=0}^{n-1} M_i = |b-a|\}}{f_V(a)} \right) f_V(b-m) + \sum_{b=0}^{2^n-1} \left(\sum_{a=0}^{2^n-1} \frac{\Pr \{V = a, \sum_{i=0}^{n-1} M_i = |b-a|\}}{f_V(a)} \right) f_V(b+m),$$

where $M_i = (- (a_{(i)} 2^i) + (t_{(i)} 2^i)) (t_{(i)} \oplus a_{(i)})$.

[14]

Fig. 7. Analytic relations between the probability distribution of error-free values ($f_V(v)$), the distribution of channel errors ($f_{k(i)}(k)$), and the distribution of value deviations ($f_M(m)$), from (15), for the cases of a singly-occurring error (i.e., $k = 1$) assumption (Equation 13) and a multiply-occurring error (i.e., $k \geq 1$) assumption (Equation 14).

distance k or smaller and list the bit positions in which the elements of that subset differ from s , to get the set $\mathbb{S}_{\langle y_{k^*}(L, m) \rangle}$.

5. Validating Encoding using Monte Carlo Simulation

To demonstrate the effectiveness of probabilistic VDB encoding, we compute the code tables (i.e., the tolerable error at each ordinal bit position in a word), given a constraint on the tail distribution of integer distortion (i.e., $\widehat{F}_M(m)$). Then, given the probability with which each bit can be in error (i.e., the code table), we perform a Monte Carlo simulation, inducing bit errors with the rates dictated by the code table. We compare the distribution of the resulting integer distortion with the constraint on tail distribution of integer distortion $\widehat{F}_M(m)$. We use a word size $L = 3$, a maximum number of channel errors $k = 3$, and a constraint on integer distortion $\widehat{F}_M(m) = \frac{1}{m+1}$. We choose this word size of $L = 3$ in keeping with the hand-worked examples in the previous sections. Because we have an automated tool (Section C) to generate the code tables as well as to perform the Monte Carlo simulation, our methods and validation are not limited to small word sizes.

We perform the Monte Carlo simulation with 10,000 trials, where each trial picks a value to be transmitted uniformly from the set of possible L -bit values and induces k upsets with probability determined by the encoding. We then compare the mean resulting integer distortion with the constraint $\widehat{F}_M(m)$.

Figure 8(a) shows the results for the i.i.d. scenario where all bits of a word are forced to be in error with the same probability. The method described in Section A determines the permissible channel error probability to be $p = 0.29$. As Figure 8(a) shows, the distribution of actual induced integer distortion (dark/red) is strictly within the bounds dictated by the constraint (light/green). Figure 8(b) shows the results for the non-i.i.d. scenario. In this case, the method of Section B results in a code table with the p_i s for the $L = 3$ bits being $\{0.25, 0.44, 0.31\}$.

6. Hardware implementation

The energy required to transmit a bit is typically a monotonic function of the channel bit-error rate (BER). Examples of methods by which the energy per bit and hence the BER may be controlled include varying the transmission bit rate, varying the I/O voltage swing, and varying I/O termination (Figure 9).

Algorithm 1: Algorithm for finding all values within Hamming distance k and integer distance m from a value s .

Data: An integer deviation m with coefficients β_i in its radix- r expansion, i.e., $m(r) = \sum_i \beta_i r^i$ and an integer s with coefficients s_i of its radix- r expansion, i.e., $s(r) = \sum_i s_i r^i$, and a word length L .

Result: The set S_m of all L -bit values that are at integer distance m from s : These have polynomial expansions of the form $\pi(r) = s(r)(r-2) + m(r)$ having only coefficients 0, ± 1 , and where $\pi(2) = m$.

Procedure CalculateSequences(m, L)

```

/* Compute the radix- $r$  expansion of  $m$ : */
 $\beta \leftarrow$  radix- $r$  expansion  $m(r) = \sum_i \beta_i r^i$  from  $m$ 
/* Recursively compute all polynomials  $s(r)$ : */
 $V_m \leftarrow$  Branch(0,  $b, s, 0, L$ )
/* Put the result together with  $m(r)$ : */
 $S_m \leftarrow \{v(r)(r-2) + m(r) : v(r) \in V_m\}$ 
return  $S_m$ 

```

Procedure CheckAndBranch(w, β, t, i, L)

```

if  $i = L - 1$  then
  /* Cannot go any further. */
  return  $t$ 
else
  /* Keep going with new branch: */
  return Branch( $w, \beta, t, i + 1, L$ )

```

Procedure Branch(w, β, s, i, L)

```

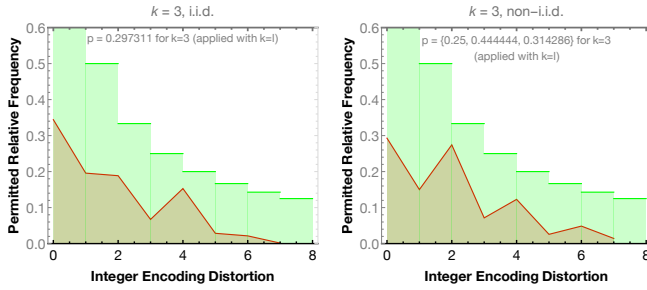
 $S \leftarrow \emptyset$ 
while  $\beta_i = w$  do
  /* Go until  $\beta_i$  changes or word end. */
   $s_i \leftarrow w$ 
   $i \leftarrow i + 1$ 
  if  $i = L$  then
    /* Reached end of word. */
     $S \leftarrow S \cup s$ 
  return  $S$ 

```

```

 $t \leftarrow s$ 
 $t_i \leftarrow 0$ 
 $S \leftarrow S \cup$  CheckAndBranch(0,  $\beta, t, i, L$ )
/* New branch: starts with 1 in the  $i$ th place: */
 $t \leftarrow s$ 
 $t_i \leftarrow 1$ 
 $S \leftarrow S \cup$  CheckAndBranch(1,  $\beta, t, i, L$ )
return  $S$ 

```



(a) When channel errors in all ordinal positions of words are i.i.d., the code table is a single permissible channel error probability, p . (b) When channel errors are not identically distributed, the code table is a different channel error probability, p_i , for each of the L bits.

Fig. 8. The distribution of actual induced integer distortion (dark/red) is strictly within the bounds dictated by the constraint $\hat{F}_M(m)$ (light/green).

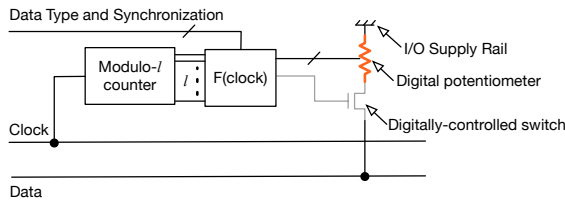


Fig. 9. The function $F(\text{clock})$ outputs a control signal for the digitally-controlled termination potentiometer, with the termination value chosen so that at a given communication data rate, bit errors occur with probability p_i for the i 'th bit of a word, corresponding to the bits which are transmitted with reduced reliability. A degenerate case in which the potentiometer value is always 0 or ∞ corresponds to a per-bit choice of completely removing the pull-up resistor.

We implemented a variant of the programmable link termination method from Figure 9 for an I2C communication interface. I2C is a popular communication interface for connecting sensors such as accelerometers and gyros in embedded systems. We implement the programmable termination resistor using a CMOS switch and integrated our implementation within Warp, a research platform for investigating accuracy versus efficiency tradeoffs in embedded sensing systems. Our circuit implementation uses an integrated circuit that occupies less than 2 mm^2 in area and dissipates less than $0.5 \mu\text{W}$, in addition to the termination/pull-up resistors which are

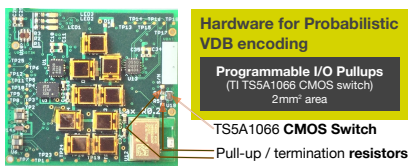


Fig. 10. Implementation of a variant of the technique from Figure 9 in the Warp hardware platform. The only hardware overhead is the TS5A1066 CMOS switch integrated circuit.

- Merolla PA, et al. (2014) A million spiking-neuron integrated circuit with a scalable communication network and interface. *Science* 345(6197):668–673.
- Hatamkhani H, Lambrecht F, Stojanovic V, Yang CKK (2006) Power-centric design of high-speed i/os in *Proceedings of the 43rd annual Design Automation Conference*. (ACM), pp. 867–872.
- Mahony FO, et al. (2009) The future of electrical i/o for microprocessors in *VLSI-DAT'09*. (IEEE), pp. 31–34.
- Malladi KT, et al. (2012) Towards energy-proportional datacenter memory with mobile dram in *Proceedings of the 39th Annual International Symposium on Computer Architecture, ISCA '12*. pp. 37–48.
- Stanley-Marbell P, Rinard M (2016) Reducing serial i/o power in error-tolerant applications by efficient lossy encoding in *Proceedings of the 53rd Annual Design Automation Conference, DAC '16*. (ACM, New York, NY, USA), pp. 62:1–62:6.

already required in designs (Figure 10).

The values of tolerable error probabilities from Section A and Section B enable communication channel interfaces where the energy expended per bit is modulated by the tolerable bit error probability across the bits of a word. Such communication interfaces provide reduced I/O power dissipation, while incurring integer distortions of transmitted values no worse than $\hat{F}_M(m)$.

7. Conclusions

Computing systems which interact with the physical world typically process noisy data. As a result, the algorithms which execute in these computing systems can often tolerate some degree of deviation from correctness of their inputs (in terms of integer- or real-valued distortions as opposed to Hamming distortions in arbitrary representational bit positions), without significantly affecting their outputs. When the outputs of computing systems are for consumption by humans (e.g., images) or used in contexts where there is no strict reference of correctness (e.g., outputs of a step counting pedometer algorithm), the tolerance to errors can be taken advantage of to improve time efficiency (performance) or energy-efficiency, by purposefully inducing errors. This article introduces a *probabilistic value-deviation-bounded codes* (probabilistic VDB codes), a technique for probabilistically encoding communication data to take advantage of these observations to reduce the energy cost of data communication in embedded systems that use I/O interfaces like SPI and I2C.

We present tighter upper bounds on the efficiency for VDB codes and present a new energy-saving probabilistic VDB encoder that trades the integer distance in induced errors for lower energy usage. The code we present takes the peculiar approach of changing the channel bit error rate across the ordinal bit positions in a word to reduce power dissipation. We present two methods for generating the probabilistic VDB code tables: one method is based on a straightforward enumeration of the code space, and the second method builds on ideas from finite field arithmetic and number theory to efficiently generate the code tables. We present one realization of hardware to implement the technique, requiring 2 mm^2 of circuit board area and dissipating less than $0.5 \mu\text{W}$.

ACKNOWLEDGMENTS. This research is supported by an Alan Turing Institute award TU/B/000096 under EPSRC grant EP/N510129/1, and by Royal Society grant RG170136.

- Stanley-Marbell P, Rinard M (2015) Efficiency limits for value-deviation-bounded approximate communication. *IEEE Embedded Systems Letters* 7(4):109–112.
- Kim Y, Behrooz S, Raghunathan V, Raghunathan A (2017) Axserbus: A quality-configurable approximate serial bus for energy-efficient sensing in *Low Power Electronics and Design (ISLPED, 2017 IEEE/ACM International Symposium on)*. (IEEE), pp. 1–6.
- Stanley-Marbell P, Francese PA, Rinard M (2016) Encoder logic for reducing serial i/o power in sensors and sensor hubs in *Hot Chips 28 Symposium (HCS), 2016 IEEE*. (IEEE), pp. 1–2.
- Huang CH, Li Y, Dolecek L (2015) Acoco: Adaptive coding for approximate computing on faulty memories. *IEEE Transactions on Communications* 63(12):4615–4628.
- Stanley-Marbell P (2009) Encoding efficiency of digital number representations under deviation constraints in *IEEE Information Theory Workshop, (ITW'09)*. pp. 203–207.
- Shannon CE (1959) Coding theorems for a discrete source with a fidelity criterion. *IRE National Convention Record* 7(4):142–163.
- Shannon CE, Weaver W (1963) *The Mathematical Theory of Communication*. (University of Illinois Press, Urbana, Illinois).
- Gao S, Kong S, Clarke EM (2013) dreal: An smt solver for nonlinear theories over the reals in *International Conference on Automated Deduction*. (Springer), pp. 208–214.
- J. Kwapisz et al. (2011) Activity recognition using cell phone accelerometers. *SIGKDD Explor. Newsl.* 12(2):74–82.
- Stanley-Marbell P, Marculescu D (2008) Deviation-tolerant computation in concurrent failure-prone hardware, (Technical Report ESR-2008-01, Technische Universiteit Eindhoven), Technical report.