

Identifying Cross-Depicted Historical Motifs

Vinaychandran Pondenkandath^{*†}, Michele Alberti^{*†}, Nicole Eichenberger[‡], Rolf Ingold[†], Marcus Liwicki^{†§}

[†]*Document Image and Voice Analysis Group (DIVA)*

University of Fribourg, Bd. de Perolles 90, 1700 Fribourg, Switzerland

{firstname}.{lastname}@unifr.ch

[‡]*Staatsbibliothek zu Berlin – Preußischer Kulturbesitz*

Potsdamer Straße 33, 10785 Berlin, Germany

nicole.eichenberger@sbb.spk-berlin.de

[§]*MindGarage*

University of Kaiserslautern, Erwin-Schrödinger-Straße 1, 67663 Kaiserslautern, Germany

Abstract—Cross-depiction is the problem of identifying the same object even when it is depicted in a variety of manners. This is a common problem in handwritten historical documents image analysis, for instance when the same letter or motif is depicted in several different ways. It is a simple task for humans yet conventional heuristic computer vision methods struggle to cope with it. In this paper we address this problem using state-of-the-art deep learning techniques on a dataset of historical watermarks containing images created with different methods of reproduction, such as hand tracing, rubbing, and radiography. To study the robustness of deep learning based approaches to the cross-depiction problem, we measure their performance on two different tasks: classification and similarity rankings. For the former we achieve a classification accuracy of 96 % using deep convolutional neural networks. For the latter we have a false positive rate at 95% true positive rate of 0.11. These results outperform state-of-the-art methods by a significant margin.

Keywords—Cross-depiction, Watermarks, Open-Source, Deep Learning, Reproducible Research.

I. INTRODUCTION

Dating historical manuscripts is fundamental for historians and there are numerous attempts in computer science at solving it [1], [2], [3]. The identification of the paper's watermarks helps to date manuscripts to certain time periods with quite high precision and sometimes also to locate them. Hence, by having a system that can identify watermarks effectively one can temporally and spatially localize manuscript origins.

A fundamental problem of watermark reproductions in databases is the diversity of acquisition methods (e.g. hand tracing, rubbing, and radiography) which leads to depictions of the exact same watermark in radically different ways (see Fig. 1). While being of utmost importance in watermarks, it is a common problem in handwritten historical documents in general, where also other elements could be depicted in several different ways, i.e., letters, motifs, and decorations. This problem is known as the **cross-depiction problem**, which strives towards identifying the same object, even when it is depicted in a variety of manners.

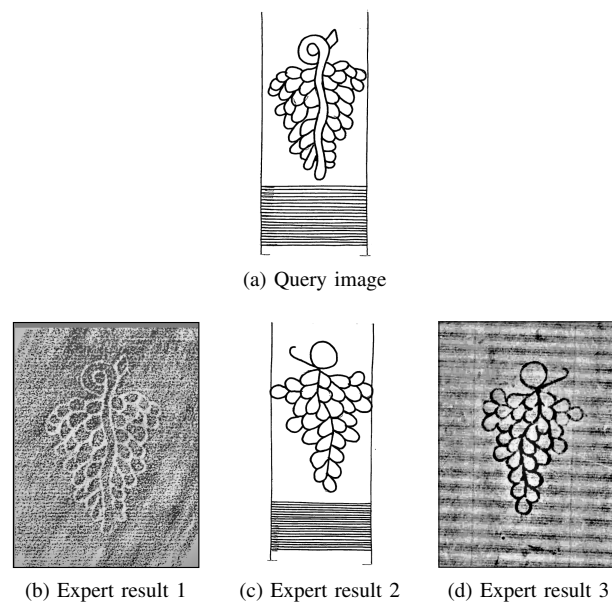


Fig. 1. Example of a query (a) with the expert annotated results (b, c, d). Our system retrieves exactly the same results in the order (c, d, b). Notice that image (a) and (b) only differ by the reproduction method (hand tracing, rubbing), but depict the very same watermark. Unlike previous approaches, our system successfully retrieves it within the top 3 results

While there has been a significant improvement of deep learning methods for object recognition in general [4], [5], [6], they have not been successfully applied to watermarks. This is due to the issue that neural networks often fail at recognizing the abstract concept and can therefore easily be fooled by noise [7] or abstract depictions [8].

The **main contribution** of this paper is a study of the robustness of deep learning based approaches to the cross-depiction problem on historical watermarks. We report results by formulating the problem as two different tasks: classification (96 %) and similarity ranking (FPR95: 0.11). Our method performs better than the state-of-the-art.

* Both authors contributed equally to this work.

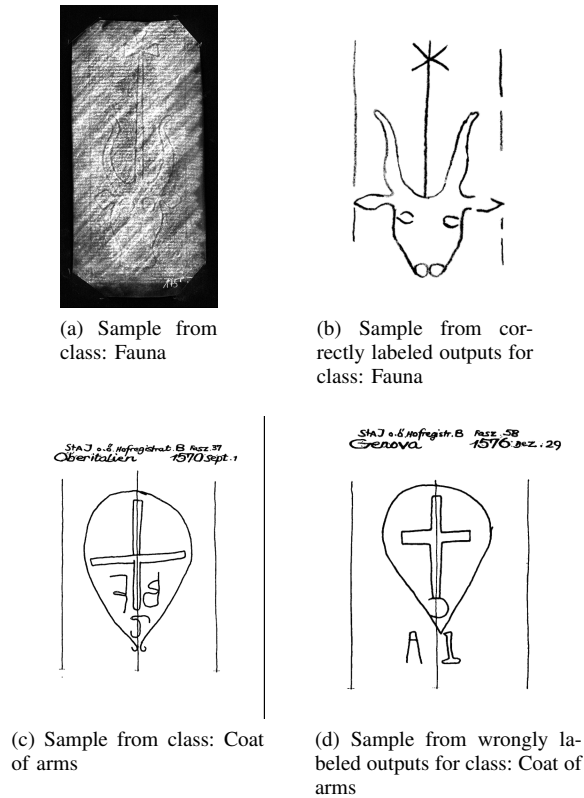


Fig. 2. Samples from the watermarks dataset (a and c) juxtaposed with a right (b) and wrong (d) classification results from the network. Notice how the way (a) and (b) are depicted is significantly different yet the network gives them the same label. Therefore its surprising that samples (c) and (d) — which are much more similar in terms of appearance — receive two different labels from the network.

II. RELATED WORK

Cross-depiction: A lot of work has been done in the context of object classification, object detection and image similarity but very few of them address specifically the problem of depicting an object in different ways. The most relevant work in our context are Cai et al. [9] who raised awareness on how hard is to tackle this problem and how both traditional methods and deep learning fails to solve it, and Picard et al. [10] who investigated the retrieval of paper watermarks by visual similarity by encoding small regions of the watermark using a non-negative dictionary optimized on a large collection of watermarks. Previous approaches to automatic watermark identification [11], [12], [13], [14], [15] show that watermarks are a topic that was addressed quite early by the image retrieval research, but until today, it is not solved in a satisfying way¹. Other work on the subject include Crowley and Zisserman [16] who attempted object retrieval in paintings, Hu and Collomosse [17] using HOG descriptor for sketch based image retrieval, Ginosar et al. [18] detecting People in Cubist Art.

¹By this we mean solved in such a way that it can be used productively in the humanities.

Deep Learning: the developments of modern deep learning techniques have led to remarkable improvements in the field of computer vision. Back in 2009, when the ImageNet [19] dataset for object recognition has been released, the top ranks were dominated by traditional heuristic methods. Only few years later, the well-known model AlexNet [4] opened the road to what will be a cascade of deep learning models which would perform better and better every year. In fact, shortly after we have witnessed the first deep neural network surpass human-level performance [5] and yet these results are again significantly outperformed by the latest models [6]. The effectiveness of deep learning methods has been exploited by a growing community of researchers who constantly pushed the boundaries, not only of computer vision, but of machine learning in general. Despite these outstanding results, we know that neural networks do not perform vision as humans do. There are many situations in which this difference is very clear. For example, one can look at the diversity in the inherent nature of adversarial examples for humans and computers. While humans can be fooled by simple optical illusions [20], they would never be fooled by synthetic adversarial images, which are extremely efficient into deceiving a neural network [7], [21], [22]. Another scenario is to look into what types of error are humans or networks more susceptible to when performing object recognition. Deep learning models tend to make mistakes on abstract representation whereas humans are very robust towards this type of error [8]. Successfully identifying an abstract representation — such as drawings, paintings, plush toys, statues, signs or silhouettes — is a very simple and very common task for humans, yet machines still struggle to cope with it.

Image Similarity: matching image patches via local descriptors is an important research area in computer vision due to the wide range of its application, i.e., object recognition and image retrieval. There is a vast literature on the subject and here we briefly describe the work most relevant to the architecture we used in our experiments. Specifically, we adopt the triplet network model [23], [24] which has been shown to outperform two-channel networks [25] and advanced application of the Siamese approach such as MatchNet [26] as well.

III. DATASET

We used a dataset provided by the watermark database Wasserzeichen Informationssystem (WZIS)² which contains in total 106'502 watermark reproductions stored as RGB images of size approximately³ 1500 × 720. Most of them (around 92'000) are hand tracings by Gerhard Piccard, who started gathering and publishing a huge watermark collection from the 1960s [27]. Although, in more recent watermark research, new reproduction techniques have also become important, such as rubbing, photography, radiography, and thermography. The different image characteristics between tracings (pen strokes, black and white) and the other reproduction methods (less

²<https://www.wasserzeichen-online.de/wzis/struktur.php>

³Not all images have the same size. The numbers reported are the average over the whole dataset.

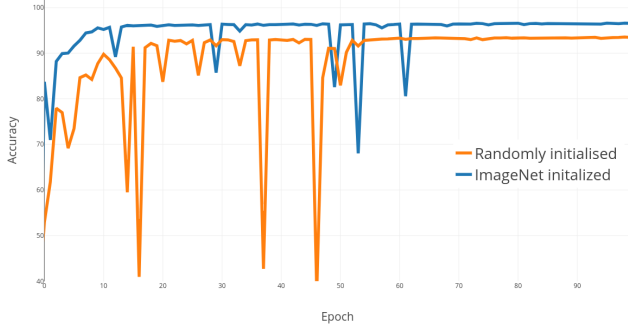


Fig. 3. Comparing the effects of pre-training on classification performance on validation set. Orange: network initialized with random weights. Blue: network initialized with ImageNet pre-trained weights.

distinct shapes, grayscale) makes the task of watermark classification and recognition more difficult (e.g. notice how in Fig. 1a and 1b the same object is represented in two radically different ways). Therefore, we also included rubbings and radiography reproductions in our data set.

In the watermark research, there exist very complex classification systems for the motifs depicted by the watermarks. For example, the classification system used in WZIS contains 12 super-classes with around 5 to 20 sub-classes each [28].

We created three expert annotated sets containing queries with nine motif classes: bull’s head, letter P, crown, unicorn, grape, triple mount, horn, tower, circle. The choice of these classes is either motivated by their frequency (bull’s head, letter P), or by their complexity (grape, triple mount). The first and second test sets contain the five motif classes bull’s head, letter P, crown, unicorn, and grape. The reproduction techniques in these test sets are mixed (hand tracing, rubbing, radiography). The third test set contains the five motif classes bull’s head, triple mount, horn, tower, and circle. In this test set, there are only hand tracings.

IV. CLASSIFICATION TASK

The watermark classification task is an instance of the object classification task, where given an image the system has to output the correct label for the object in it. In our context the different watermarks represent the objects to classify in the image.

A. Architecture

Deep neural networks are known to be difficult to train. In the last years different solutions have been proposed which tackle this issue by employing particular architectures to combat the gradient vanishing problem. Among them there are Long Short-Term Memory (LSTM) [29] networks and Residual Networks (ResNet) [30]. The former is a type of recurrent neural network and uses specially tailored gate units to control the flow gradients to prevent the gradient vanishing problem. The latter is a variant of Convolutional Neural Network (CNN) and it introduces skip connections which perform

TABLE I. CLASSIFICATION PERFORMANCE OF RESNET18

Metric: Accuracy	Training set	Test set	Validation set
Randomly Init.	100 %	93.61 %	93.47 %
ImageNet Init.	100 %	96.42 %	96.58 %

identity mapping to prevent the gradient from vanishing even in extremely deep networks. Skip connections increase effectiveness of training on deeper network and achieves similar performance to standard networks [31] with less computations on shallower ones. In this work we use an 18-layers ResNet as originally specified on the PyTorch documentation⁴.

B. Experimental setting

We compare the effectiveness of using a variant of the network that has been pre-trained on the ImageNet dataset from the ImageNet Large Scale Visual Recognition Challenge [32] (ILSVRC) against the same model but randomly initialized. Afzal et al. [33] have shown that ImageNet pre-training can be beneficial for several document image analysis tasks.

We perform all experiments using the DeepDIVA experimental framework [34]. We use the Stochastic Gradient Descent optimizer to train for 100 epochs with a standard learning rate of 0.01. The images are then resized to a resolution of 224 x 224 to be compatible with the expected input size of the model. Additionally we scale the class-wise weight updates by the inverse of the frequency of the class to prevent the network from over-fitting to the distribution of the data⁵.

For the classification task we used the 12 super-classes and split the dataset in 76’947 training images, 13’579 for validation and 15’976 for testing.

C. Results

The evolution of the validation accuracy during training for both the pre-trained and the randomly initialized networks can be seen in Fig. 3. The pre-trained network outperforms the random counterpart both in terms of final accuracy and stability during training (notice the magnitude and frequency of the spikes). This observation is confirmed on test set as shown in Tab. I), with a difference of approximately 3% between the two networks.

V. SIMILARITY MATCHING TASK

The similarity matching task can be formulated such that for a given query, a system is required to return the most similar images to it. In other cases the ground truth of how similar two images are can be inferred at the creation of the dataset, e.g. given a query image, other images of the same subject are considered to be inherently similar whereas images of other subjects are considered to be dissimilar. In our situation this not possible because there are watermarks which look very similar despite belonging to two different classes and the converse

⁴<https://github.com/pytorch/vision/blob/master/torchvision/models/resnet.py>

⁵This is often referred to as “data balancing”.

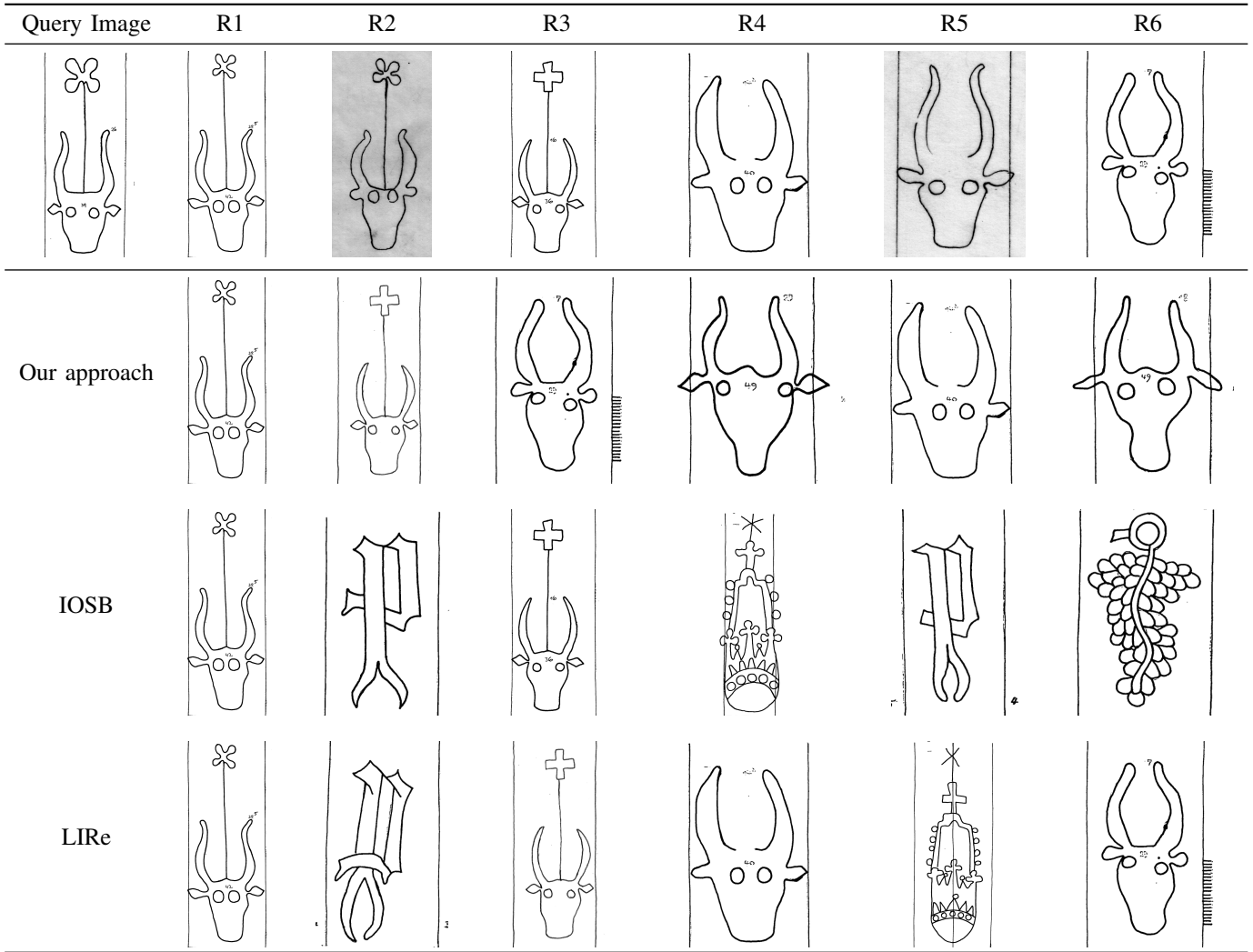


Fig. 4. The top row shows a query image belonging to class Fauna-Bull’s head and the first 6 results annotated by experts (used as ground truth for evaluation). The second row shows the results retrieved by our approach when pre-trained for classification. Notice how despite the images are not the very same, they all belong to the correct class. The third row shows the results retrieved by the IOSB system [35] and the last row those of the LIRe system [36]. In these cases, occasionally some of the retrieved images are not only dissimilar to the query image but also belonging to another class e.g. second and fifth columns.

is also true: there are watermarks which look very different yet they are from the same class. This effect is particularly strong if we were to consider a finer grain of classes rather than the 12 used for classification (see details in Section III). Additionally, it is difficult to judge the similarity of multiple images belonging to the same class with a metric such that they can be sorted. For this reason, to evaluate the quality of our similarity matching we use queries for which the desired output has been defined by experts in the field of humanities. One of such query can be seen in Fig. 4. Generating these queries is very time consuming and the expertise required to do so prohibits using tools such as crowd-sourcing as similarly done in computer vision.

A. Architecture

For this task we use the very same network we previously used for the classification task with a minor modification on the last layer. The network is altered such that it no longer outputs class labels but rather an embedding of the input image in a space where similar images will have close⁶ embeddings. We therefore ablate the last layer of the network and replace it with a fully connected layer of size 128.

B. Experimental setting

Similarly to what done in classification we study the effect of different initialization for the network. This time instead of comparing ImageNet pre-trained networks against a randomly initialized one we compare it additionally against our best

⁶Distance measure with Euclidean distance.




Fig. 5. T-Distributed Stochastic Neighbor Embedding (T-SNE) [37] visualization of the validation set images in the latent embedding space. Different colors denotes samples belonging to different classes.

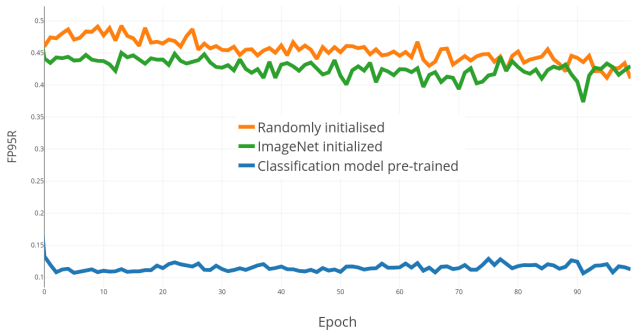


Fig. 6. False Positive at 95% Recall scores on the validation set for similarity matching task.

model obtained after training for classification. The hypothesis is that a network which performs so well for classifying the watermarks might have learned some specific filters for this dataset and therefore can be either trained faster or perform better than one pre-trained only on ImageNet⁷.

We train the network to minimize the margin ranking loss as proposed in [38].

C. Results

We report the results in terms of false positive rate at 95% true positive rate (FPR95). The FPR95 is a well established metric in the context of similarity matching and should be interpreted as the lower the better, with optimal score 0.

The results for the randomly initialized, ImageNet pre-trained, and classification pre-trained networks are reported in Tab. II. The classification pre-trained network outperforms the other networks by a significant margin. This suggests that the additional data seen during the classification training is helpful for later use when being trained for similarity matching. This can also be seen in Fig.5, where the T-SNE visualization of the embeddings produced by the randomly initialized model

⁷The input domain of ImageNet is significantly different than the one of our watermark dataset.

TABLE II. SIMILARITY MATCHING PERFORMANCE

	FPR95
Randomly initialized ResNet18	0.41
ImageNet pretrained ResNet18	0.42
Classification pretrained ResNet18	0.11

display less clustering tendencies than that of the embeddings produced by the classification pre-trained model.

VI. DISCUSSION AND ANALYSIS

Considering the different nature of the two tasks, classification and similarity matching, it is difficult to make an objective statement about whether we have been more successful in one or the other. This is due to two main issues. First, there is not much research yet for deep learning applied in similar areas. Second, and more important, the acquisition of large datasets labelled by experts is very time consuming (see Section V). As there are no publicly available benchmark datasets yet, it makes it difficult to compare to previous work.

In order to approach qualitative evaluation of our approach, we compare it with other existing systems, IOSB [35] and LIRe [36].⁸ We evaluated them on the same expert-ranked test queries. Fig. 4 shows a sample query and the expert annotation solution in the top row. Below, the results of the different approaches are shown, ranked by the similarity reported by the systems. Notice how our approach performs visibly better than the others. Fig. 1 suggests that our triplet-network based approach is able to solve the cross-depiction problem rather nicely. The target images appear in the top three results, just the ranking is not perfect. Fig. 4 supports the statement that our approach finds more similar images than existing tools. However, a closer look reveals that the expert's results R2 and R5 do not appear among the top candidates. This might be due to two issues: (i) the images are with a non uniform background, (ii) the images are free hand-drawn sketches while the others are traced. We plan to investigate the reasons further and can apply: (i) binarization or filtering techniques, (ii) data augmentation, where the lines are slightly deformed.

VII. CONCLUSION

We have shown that with very deep models can be robust enough even in the context of the cross-depiction problem. We measured their performance on two different tasks: classification and similarity rankings using a dataset provided by the WZIS watermark database. The results are promising as we achieve a classification accuracy on the test set of 96 %, and a similarity performance of 0.11 FPR95. These results outperform state-of-the-art methods by a significant margin. Future work should investigate the generality of our findings in other datasets and with more fine-grained classes.

ACKNOWLEDGMENT

The work presented in this paper has been partially supported by the HisDoc III project funded by the Swiss National Science Foundation with the grant number 205120_169618.

⁸Since the other tools have some technical limitations, we cannot provide a quantitative comparison as of today.

REFERENCES

- [1] F. Wahlberg, L. Mårtensson, and A. Brun, "Large scale style based dating of medieval manuscripts," *Proceedings of the 3rd International Workshop on Historical Document Imaging and Processing (HIP'15)*, pp. 107–114, 2015.
- [2] S. He, P. Samara, J. Burgers, and L. Schomaker, "Historical manuscript dating based on temporal pattern codebook," *Computer Vision and Image Understanding*, vol. 152, pp. 167–175, nov 2016.
- [3] —, "Image-based historical manuscript dating using contour and stroke fragments," *Pattern Recognition*, vol. 58, pp. 159–171, oct 2016.
- [4] A. Krizhevsky, I. Sutskever, and H. Geoffrey E., "ImageNet Classification with Deep Convolutional Neural Networks," *Advances in Neural Information Processing Systems 25 (NIPS2012)*, pp. 1–9, 2012.
- [5] K. He, X. Zhang, S. Ren, and J. Sun, "Delving deep into rectifiers: Surpassing human-level performance on imagenet classification," in *Proceedings of the IEEE International Conference on Computer Vision*, vol. 2015 International Conference on Computer Vision, ICCV 2015, 2015, pp. 1026–1034.
- [6] J. Hu, L. Shen, and G. Sun, "Squeeze-and-Excitation Networks," sep 2017.
- [7] C. Szegedy, W. Zaremba, I. Sutskever, J. Bruna, D. Erhan, I. Goodfellow, and R. Fergus, "Intriguing properties of neural networks," pp. 1–10, 2013.
- [8] A. Karpathy. (2014) What i learned from competing against a convnet on imagenet. [Online]. Available: <http://karpathy.github.io/2014/09/02/what-i-learned-from-competing-against-a-convnet-on-imagenet/>
- [9] H. Cai, Q. Wu, T. Corradi, and P. Hall, "The Cross-Depiction Problem: Computer Vision Algorithms for Recognising Objects in Artwork and in Photographs," 2015.
- [10] D. Picard, T. Henn, and G. Dietz, "Non-negative dictionary learning for paper watermark similarity," in *2016 50th Asilomar Conference on Signals, Systems and Computers*. IEEE, nov 2016, pp. 130–133.
- [11] C. Rauber, P. Tschudin, S. Startchik, and T. Pun, "Archival and retrieval of historical watermark images," in *Proceedings of 3rd IEEE International Conference on Image Processing*, vol. 1. IEEE, pp. 773–776.
- [12] K. J. Riley and J. P. Eakins, "Content-Based Retrieval of Historical Watermark Images: I-tracings." Springer, Berlin, Heidelberg, 2002, pp. 253–261.
- [13] K. J. Riley, J. D. Edwards, and J. P. Eakins, "Content-Based Retrieval of Historical Watermark Images: II - Electron Radiographs." Springer, Berlin, Heidelberg, 2003, pp. 131–140.
- [14] G. Brunner, "Structure Features for Content-Based Image Retrieval and Classification Problems," 2006.
- [15] H. M. Otal and J. C. A. V. D. Lubbe, "Isolation and Identification of Identical Watermarks within Large Databases," in *Elektronische Medien & Kunst, Kultur, Historie Konferenzband EVA 2008 Berlin*, 2008, pp. 106–112.
- [16] E. J. Crowley and A. Zisserman, "The State of the Art: Object Retrieval in Paintings using Discriminative Regions," *Proceedings of the British Machine Vision Conference. BMVA Press*, 2014.
- [17] R. Hu and J. Collorosso, "A performance evaluation of gradient field HOG descriptor for sketch based image retrieval," *Computer Vision and Image Understanding*, vol. 117, no. 7, pp. 790–806, 2013.
- [18] S. Ginosar, D. Haas, T. Brown, and J. Malik, "Detecting people in cubist art," in *Lecture Notes in Computer Science (including subseries Lecture Notes in Artificial Intelligence and Lecture Notes in Bioinformatics)*, vol. 8925, 2015, pp. 101–116.
- [19] Jia Deng, Wei Dong, R. Socher, Li-Jia Li, Kai Li, and Li Fei-Fei, "ImageNet: A large-scale hierarchical image database," in *2009 IEEE Conference on Computer Vision and Pattern Recognition*, 2009, pp. 248–255.
- [20] W. H. Ittelson and F. P. Kilpatrick, "Experiments in Perception," pp. 50–56, 1951.
- [21] J. Yosinski, J. Clune, A. Nguyen, J. Yosinski, and J. Clune, "Deep Neural Networks are Easily Fooled: High Confidence Predictions for Unrecognizable Images," *Cvpr*, 2014.
- [22] I. Evtimov, K. Eykholt, E. Fernandes, T. Kohno, B. Li, A. Prakash, A. Rahmati, and D. Song, "Robust Physical-World Attacks on Deep Learning Models," 2017.
- [23] E. Hoffer and N. Ailon, "Deep metric learning using triplet network," in *Lecture Notes in Computer Science (including subseries Lecture Notes in Artificial Intelligence and Lecture Notes in Bioinformatics)*, vol. 9370, 2015, pp. 84–92.
- [24] V. Balntas, "Learning local feature descriptors with triplets and shallow convolutional neural networks," *Bmvc*, vol. 33, no. 1, pp. 119.1–119.11, 2016.
- [25] S. Zagoruyko and N. Komodakis, "Learning to compare image patches via convolutional neural networks," *Proceedings of the IEEE Computer Society Conference on Computer Vision and Pattern Recognition*, vol. 07-12-June, no. i, pp. 4353–4361, 2015.
- [26] X. Han, T. Leung, Y. Jia, R. Sukthankar, and A. C. Berg, "MatchNet: Unifying feature and metric learning for patch-based matching," in *Proceedings of the IEEE Computer Society Conference on Computer Vision and Pattern Recognition*, vol. 07-12-June, 2015, pp. 3279–3286.
- [27] G. Piccard, *Die Wasserzeichenkartei Piccard im Hauptstaatsarchiv Stuttgart (=Veröffentlichungen der Staatlichen Archivverwaltung Baden-Württemberg), 17 Findbücher in 25 Bänden.* Kohlhammer, 1961–1997, vol. 1–25.
- [28] E. Frauenknecht and M. Stiegeler, "WZIS–Wasserzeichen-Informationssystem: Verwaltung und Präsentation von Wasserzeichen und ihrer Metadaten," *Kodikologie und Palographie im digitalen Zeitalter 3*, pp. 105–121, 2015.
- [29] S. Hochreiter and J. Schmidhuber, "Long Short-Term Memory," *Neural Computation*, vol. 9, no. 8, pp. 1735–1780, nov 1997.
- [30] K. He, X. Zhang, S. Ren, and J. Sun, "Deep residual learning for image recognition," in *Proceedings of the IEEE conference on computer vision and pattern recognition*, 2016, pp. 770–778.
- [31] K. Simonyan and A. Zisserman, "Very deep convolutional networks for large-scale image recognition," *arXiv preprint arXiv:1409.1556*, 2014.
- [32] O. Russakovsky, J. Deng, H. Su, J. Krause, S. Satheesh, S. Ma, Z. Huang, A. Karpathy, A. Khosla, M. Bernstein, A. C. Berg, and L. Fei-Fei, "ImageNet Large Scale Visual Recognition Challenge," *International Journal of Computer Vision (IJCV)*, vol. 115, no. 3, pp. 211–252, 2015.
- [33] M. Z. Afzal, S. Capobianco, M. I. Malik, S. Marinai, T. M. Breuel, A. Dengel, and M. Liwicki, "Deepdocclassifier: Document classification with deep convolutional neural network," in *Document Analysis and Recognition (ICDAR), 2015 13th International Conference on.* IEEE, 2015, pp. 1111–1115.
- [34] M. Alberti, V. Pondenkandath, M. Wüsch, R. Ingold, and M. Liwicki, "DeepDIVA: A Highly-Functional Python Framework for Reproducible Experiments," *Submitted at the 16th International Conference on Frontiers in Handwriting Recognition*, 2018.
- [35] D. Manger, "Large-scale tattoo image retrieval," in *Proceedings of the 2012 9th Conference on Computer and Robot Vision, CRV 2012*, 2012, pp. 454–459.
- [36] M. Lux, "Content based image retrieval with LIRE," in *Proceedings of the 19th ACM international conference on Multimedia - MM '11*, 2011, pp. 735–738.
- [37] L. v. d. Maaten and G. Hinton, "Visualizing data using t-sne," *Journal of machine learning research*, vol. 9, no. Nov, pp. 2579–2605, 2008.
- [38] J. Wang, Y. Song, T. Leung, C. Rosenberg, J. Wang, J. Philbin, B. Chen, and Y. Wu, "Learning Fine-grained Image Similarity with Deep Ranking," apr 2014.