

# Spatially coupled turbo-like codes: a new trade-off between waterfall and error floor

Saeedeh Moloudi, Michael Lentmaier, *Senior Member, IEEE*,  
and Alexandre Graell i Amat, *Senior Member, IEEE*

**Abstract**—Spatially coupled turbo-like codes (SC-TCs) have been shown to have excellent decoding thresholds due to the threshold saturation effect. Furthermore, even for moderate block lengths, simulation results demonstrate very good bit error rate performance (BER) in the waterfall region. In this paper, we discuss the effect of spatial coupling on the performance of TCs in the finite block-length regime. We investigate the effect of coupling on the error-floor performance of SC-TCs by establishing conditions under which spatial coupling either preserves or improves the minimum distance of TCs. This allows us to investigate the error-floor performance of SC-TCs by performing a weight enumerator function (WEF) analysis of the corresponding uncoupled ensembles. While uncoupled TC ensembles with close-to-capacity performance exhibit a high error floor, our results show that SC-TCs can simultaneously approach capacity and achieve very low error floor.

**Index Terms**—Bound on minimum distance, expurgated bounds, spatially coupled turbo-like codes, union bound, weight enumerator analysis

## I. INTRODUCTION

Turbo-like codes (TCs) [1] and low-density parity check (LDPC) codes [2] are adopted in many communication standards because they can practically approach the Shannon limit. Recently, it has been proved that LDPC convolutional codes [3], [4]—also known as spatially coupled LDPC (SC-LDPC) codes—exhibit the remarkable threshold saturation phenomenon [5]–[8], i.e., for an SC-LDPC ensemble, the belief propagation (BP) decoder can achieve the threshold of the optimal maximum-a-posteriori (MAP) decoder of the underlying uncoupled ensemble. It then follows that regular SC-LDPC codes achieve capacity as their variable node degrees tend to infinity. Spatially coupled TCs (SC-TCs) were introduced in [9]–[11], and it was proved that threshold saturation also occurs for this class of codes. A density evolution analysis shows that, by having stronger component codes, SC-TCs can achieve excellent decoding thresholds with variable nodes of degree one and two only.

In this paper, motivated by the excellent asymptotic behavior of SC-TCs, we investigate the performance of these codes

in the finite block-length regime. We consider the same TC ensembles as those in [9]–[11], namely parallel concatenated codes (PCCs) [1], serially concatenated codes (SCCs) [12], [13], braided convolutional codes (BCCs) [14], [15], and hybrid concatenated codes (HCCs) [16], [17]. As the first step of our investigation, using the decoding thresholds of the binary erasure channel (BEC) obtained in [10], [11] and the method described in [18], [19], we predict the decoding thresholds over the additive white Gaussian noise (AWGN) channel. Using these thresholds together with the provided simulation results, we discuss the effect of spatial coupling on the performance of TCs in the waterfall region over the AWGN channel. Then, we investigate the effect of coupling on the error-floor performance of TCs. We prove that under certain conditions the minimum distance of a coupled SC-TC ensemble cannot get smaller than that of the corresponding TC ensemble. This means that the error-floor performance of the TCs is not degraded by spatial coupling. These conditions can be seen as a guideline for unwrapping the TC ensembles. This connection between the minimum distance of TC and SC-TC ensembles allows us to avoid the complexity of computing the weight enumerator functions (WEFs) of the coupled ensembles. Instead, we simply perform a WEF analysis for the uncoupled TC ensemble to investigate and discuss the distance properties of SC-TCs. Thus, we compute the WEFs of TC ensembles [12], [20]–[22] to obtain bounds on their bit error rate (BER) performance and a bound on the minimum distance. Finally, in the last step of our investigation, we use the obtained results to discuss the overall performance of SC-TCs for the finite block-length regime.

The remainder of the paper is organized as follows. In Section II, we briefly describe several TC and SC-TC ensembles by use of the compact graph representation introduced in [10]. We discuss the decoding thresholds of these ensembles in Section III. In the same section, we provide some simulation results to discuss the waterfall region performance of SC-TCs. In Section IV, we prove that the minimum distance of SC-TC ensembles is either better or equal than that of the corresponding uncoupled ensemble. In Section V, we compute the average WEF of TC ensembles to obtain bounds on their BER performance and minimum distance. Finally, in Section VI, we discuss the trade-off between waterfall and error floor performance of SC-TCs, and we conclude the paper in the same section.

Parts of this paper have been presented at the IEEE International Symposium on Information Theory and Its Applications (ISITA), 2016.

This work was supported in part by the Swedish Research Council (VR) under grant #621-2013-5477.

S. Moloudi and M. Lentmaier are with the Department of Electrical and Information Technology, Lund University, Lund, Sweden (e-mail: {saeedeh.moloudi,michael.lentmaier}@eit.lth.se).

A. Graell i Amat is with the Department of Electrical Engineering, Chalmers University of Technology, SE-41296 Gothenburg, Sweden (e-mail: alexandre.graell@chalmers.se).

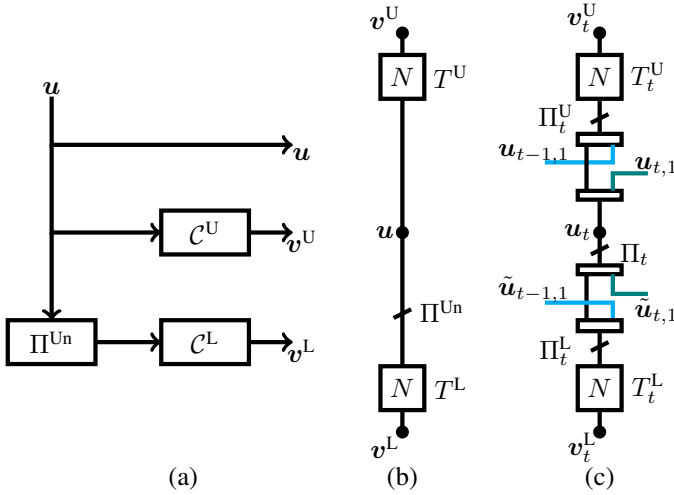


Fig. 1. (a) Encoder block diagram of PCC. Compact graph representation of (b) PCC, (c) SC-PCC.

## II. SPATIALLY COUPLED TURBO-LIKE CODES

In this section, we briefly describe four major classes of TCs—namely, PCCs, SCCs, BCCs, and HCCs—and their coupled counterparts. In particular, we discuss PCCs and SC-PCCs with coupling memory  $m = 1$ , and refer the interested reader to [10] for details on the other SC-TC ensembles and higher coupling memories,  $m > 1$ .

Fig. 1(a) shows the block diagram of a rate  $R = 1/3$  PCC encoder built of two recursive systematic convolutional encoders, referred to as upper and lower encoder. As shown in the figure, the information sequence  $u$  is encoded by the upper encoder  $\mathcal{C}^U$  to produce the upper parity sequence  $v^U$ . Likewise, a reordered copy of  $u$  is encoded by the lower encoder  $\mathcal{C}^L$  to produce the lower parity sequence  $v^L$ . The corresponding permutation is denoted by  $\Pi^{Un}$ . Finally, the output of the PCC encoder is the sequence  $v = (u, v^U, v^L)$ .

The compact graph representation [10] of the PCC ensemble is depicted in Fig. 1(b). Each of the sequences  $u$ ,  $v^U$ , and  $v^L$  is represented by a black circle, referred to as variable node. The trellises corresponding to the component encoders are shown by squares, called factor nodes, and they are labeled by the length of the trellises. The sequences  $u$  and  $v^U$  are connected to the upper trellis  $T^U$ . Likewise, a reordered copy of  $u$  and  $v^L$  are connected to the lower trellis  $T^L$ . In order to emphasize that a reordered copy of  $u$  is connected to  $T^L$ , the corresponding permutation is represented by a line that crosses the edge which connects  $u$  to  $T^L$ .

Fig. 1(c) shows the compact graph representation of the spatially coupled PCC (SC-PCC) ensemble with coupling memory  $m = 1$  at time  $t$ . Consider a collection of PCC ensembles at time slots  $t = 1, \dots, L$ , where  $L$  is the coupling length. The SC ensemble can be obtained by dividing the information sequence at time  $t$ ,  $u_t$ , and its reordered copy,  $\tilde{u}_t$ , into two subsequences, denoted by  $u_{t,j}$  and  $\tilde{u}_{t,j}$ ,  $j = 0, 1$ , respectively. Then these subsequences are spread over time  $t$  and  $t + 1$ . The input sequence to the upper encoder at time  $t$

is the sequence  $(u_{t,0}, u_{t-1,1})$ , reordered by permutation  $\Pi_t^U$ .<sup>1</sup> Likewise, the input sequence to the lower encoder at time  $t$  is the sequence  $(\tilde{u}_{t,0}, \tilde{u}_{t-1,1})$ , reordered by permutation  $\Pi_t^L$ . The information bits at time slots  $t \leq 0$  are initialized by zero and the information bits at  $t = L$  are chosen in such a way that  $u_{L,1} = 0$  and  $\tilde{u}_{L,1} = 0$  (i.e., we consider the termination of the coupled chain).

Fig. 2 shows the compact graph representation of the SCC, BCC, and HCC ensembles, and their corresponding spatially coupled ensembles. In this paper, we restrict ourselves to PCC, SCC and HCC ensembles with identical 4-state component trellises and generator matrix  $G = (1, 5/7)$ , in octal notation. For the BCC ensemble, we consider two identical 4-state component trellises with generator matrix

$$G(D) = \begin{pmatrix} 1 & 0 & 1/7 \\ 0 & 1 & 5/7 \end{pmatrix}. \quad (1)$$

We also restrict ourselves to systematic TCs and SC-TCs with rate  $R = 1/3$ . Therefore, for the SCC and HCC ensembles, we consider full puncturing of the parity sequences of the outer encoders [10], [11].

## III. SPATIAL COUPLING: WATERFALL REGION PERFORMANCE

### A. Asymptotic Performance

Using the decoding threshold of an ensemble computed for the BEC, it is possible to predict its decoding threshold over the AWGN channel [18], [19]. This allows us to use the decoding thresholds of the TC and SC-TCs from [10], [11] to predict the corresponding thresholds over the AWGN channel. The results are shown in Table I. Similar to the BEC, among all the uncoupled TC ensembles, the PCC ensemble has the best BP threshold but the worst MAP threshold. Conversely, the HCC ensemble has the worst BP threshold but the best MAP threshold, which is very close to the Shannon limit. It can also be seen that for all coupled ensembles, threshold saturation occurs. In general, as the numerical results in Table I suggest, SC-TC ensembles can achieve close-to-capacity BP thresholds.

### B. Finite Block-Length Performance

Fig. 3 shows BER simulation results for PCCs, SCCs, SC-PCCs, and spatially coupled SCC (SC-SCCs) with  $R = 1/3$  and input block length  $K = 1024$  and  $K = 4096$ . For the coupled ensembles, we consider a coupling length  $L = 100$  and a sliding window decoder with window size  $W = 4$  [15]. The decoding latency is  $W \cdot K$ . It is well known that the PCC ensemble yields better performance than the SCC ensemble in the waterfall region [12]; however, the SCC ensemble has a much lower error floor than the PCC ensemble. By applying spatial coupling, the performance of the PCC and SCC ensembles improves significantly for both input block lengths. This improvement is more substantial for the SCC ensemble than for the PCC ensemble. For instance,

<sup>1</sup>The multiplexer is represented by a rectangular in the compact graph representation.



LDPC and SC-LDPC codes is proved in [23]–[25]. Here, we restrict ourselves to SC-TCs with coupling memory  $m = 1$ , but the proof can be generalized to higher coupling memories.

*Theorem 1:* Consider an uncoupled PCC,  $\tilde{\mathcal{C}}$ , (see Fig. 1(b)) with permutation  $\Pi^{\text{Un}}$  and parity-check matrices  $\mathbf{H}_U$  and  $\mathbf{H}_L$  corresponding to the upper and lower component encoders. It is possible to unwrap the PCC to form an SC-PCC,  $\mathcal{C}$  (Fig. 1(c)). For the SC-PCC, we assume a length- $L$  coupled chain with termination or tailbiting, and time-invariant permutations. Let us denote the permutations by  $\Pi_t^{\text{U}} = \Pi^{\text{U}}$ ,  $\Pi_t^{\text{L}} = \Pi^{\text{L}}$ , and  $\Pi_t = \Pi$ , and assume that they satisfy

$$\Pi^{\text{Un}} = (\Pi^{\text{U}})^{-1} \cdot \Pi \cdot \Pi^{\text{L}}.$$

Then, for any codeword  $\mathbf{v} \in \mathcal{C}$ ,  $\mathbf{v} = (\mathbf{v}_1, \dots, \mathbf{v}_L)$ ,  $\mathbf{v}_t = (\mathbf{u}_t, \mathbf{v}_t^{\text{U}}, \mathbf{v}_t^{\text{L}})$ , with Hamming weight  $w_{\text{H}}(\mathbf{v})$ , there exists a codeword  $\tilde{\mathbf{v}} \in \tilde{\mathcal{C}}$  such that

$$w_{\text{H}}(\tilde{\mathbf{v}}) \leq w_{\text{H}}(\mathbf{v}).$$

*Proof:* We prove this theorem for tailbiting of the coupled chain, which contains termination as a special case. The result is thus valid for both cases. Any codeword  $\mathbf{v} \in \mathcal{C}$  satisfies the local constraints for  $t = 1, \dots, L$ . Therefore, at time  $t$ ,

$$((\mathbf{u}_{t,0}, \mathbf{u}_{t-1,1}) \cdot \Pi^{\text{U}} \quad \mathbf{v}_t^{\text{U}}) \cdot \mathbf{H}_U^{\text{T}} = \mathbf{0}, \quad (2)$$

$$((\mathbf{u}'_{t,0}, \mathbf{u}'_{t-1,1}) \cdot \Pi^{\text{L}} \quad \mathbf{v}_t^{\text{L}}) \cdot \mathbf{H}_L^{\text{T}} = \mathbf{0}, \quad (3)$$

where  $\mathbf{u}'_t = \mathbf{u}_t \cdot \Pi$ . The constraints are linear and time-invariant. Thus, for  $t = 1, \dots, L$ , any superposition of the vectors  $((\mathbf{u}_{t-1,1}, \mathbf{u}_{t,2}) \cdot \Pi_1 \quad \mathbf{v}_t^{\text{U}})$  and  $((\mathbf{u}'_{t-1,1}, \mathbf{u}'_{t,2}) \cdot \Pi_1 \quad \mathbf{v}_t^{\text{L}})$  satisfies (2) and (3), respectively. In particular, consider

$$\begin{aligned} & \sum_{t=1}^L ((\mathbf{u}_{t,0}, \mathbf{u}_{t-1,1}) \cdot \Pi^{\text{U}} \quad \mathbf{v}_t^{\text{U}}) \\ &= \left( \sum_{t=1}^L (\mathbf{u}_{t,0}, \mathbf{u}_{t-1,1}) \cdot \Pi^{\text{U}} \quad \sum_{t=1}^L \mathbf{v}_t^{\text{U}} \right) \\ &= \left( \sum_{t=1}^L \mathbf{u}_t \cdot \Pi^{\text{U}} \quad \sum_{t=1}^L \mathbf{v}_t^{\text{U}} \right), \end{aligned} \quad (4)$$

and

$$\begin{aligned} & \sum_{t=1}^L ((\mathbf{u}'_{t,0}, \mathbf{u}'_{t-1,1}) \cdot \Pi^{\text{L}} \quad \mathbf{v}_t^{\text{L}}) \\ &= \left( \sum_{t=1}^L (\mathbf{u}'_{t,0}, \mathbf{u}'_{t-1,1}) \cdot \Pi^{\text{L}} \quad \sum_{t=1}^L \mathbf{v}_t^{\text{L}} \right) \\ &= \left( \sum_{t=1}^L \mathbf{u}'_t \cdot \Pi^{\text{L}} \quad \sum_{t=1}^L \mathbf{v}_t^{\text{L}} \right) \\ &= \left( \sum_{t=1}^L \mathbf{u}_t \cdot \Pi \cdot \Pi^{\text{L}} \quad \sum_{t=1}^L \mathbf{v}_t^{\text{L}} \right). \end{aligned} \quad (5)$$

Let

$$\tilde{\mathbf{u}} = \sum_{t=1}^L \mathbf{u}_t \cdot \Pi^{\text{U}}, \quad \tilde{\mathbf{v}}^{\text{U}} = \sum_{t=1}^L \mathbf{v}_t^{\text{U}}, \quad \tilde{\mathbf{v}}^{\text{L}} = \sum_{t=1}^L \mathbf{v}_t^{\text{L}}.$$

Then, the vectors obtained from (4) and (5) can be rewritten as  $(\tilde{\mathbf{u}} \quad \tilde{\mathbf{v}}^{\text{U}})$  and  $(\tilde{\mathbf{u}} \cdot \Pi^{\text{Un}} \quad \tilde{\mathbf{v}}^{\text{L}})$ , respectively.

The vectors from (4) and (5) satisfy (2) and (3), respectively. Thus,

$$(\tilde{\mathbf{u}} \quad \tilde{\mathbf{v}}^{\text{U}}) \cdot \mathbf{H}_U^{\text{T}} = \mathbf{0}, \quad (6)$$

$$(\tilde{\mathbf{u}} \cdot \Pi^{\text{Un}} \quad \tilde{\mathbf{v}}^{\text{L}}) \cdot \mathbf{H}_L^{\text{T}} = \mathbf{0}. \quad (7)$$

Therefore,  $\tilde{\mathbf{v}} = (\tilde{\mathbf{u}}, \tilde{\mathbf{v}}^{\text{U}}, \tilde{\mathbf{v}}^{\text{L}})$  is a codeword of the uncoupled ensemble.

If all nonzero elements of  $\mathbf{v}_t$ ,  $t = 1, \dots, L$ , occur at different positions, then  $w_{\text{H}}(\tilde{\mathbf{v}}) = w_{\text{H}}(\mathbf{v})$ . Otherwise, the overlap of the nonzero elements reduces the weight of  $\tilde{\mathbf{v}}$  and  $w_{\text{H}}(\tilde{\mathbf{v}}) < w_{\text{H}}(\mathbf{v})$ . ■

This theorem can be extended to the other TC ensembles.

*Theorem 2:* Consider an uncoupled SCC (BCC/HCC),  $\tilde{\mathcal{C}}$ , (Fig. 2). It is possible to unwrap the SCC (BCC/HCC) to form an SC-SCC (BCC/SC-HCC),  $\mathcal{C}$  (Fig. 2). For the coupled code, we assume a length- $L$  coupled chain with termination or tailbiting, and time-invariant permutations which satisfy certain conditions. Then, for any codeword  $\mathbf{v} \in \mathcal{C}$ ,  $\mathbf{v} = (\mathbf{v}_1, \dots, \mathbf{v}_t, \dots, \mathbf{v}_L)$ ,  $\mathbf{v}_t = (\mathbf{u}_t, \mathbf{v}_t^{\text{U}}, \mathbf{v}_t^{\text{L}})$ , there exists a codeword  $\tilde{\mathbf{v}} \in \tilde{\mathcal{C}}$  such that

$$w_{\text{H}}(\tilde{\mathbf{v}}) \leq w_{\text{H}}(\mathbf{v}).$$

*Proof:* See Appendix. ■

*Corollary 1:* The minimum distance of an SC-TC ensemble  $\mathcal{C}$  is larger than or equal to the minimum distance of the underlying uncoupled TC ensemble  $\tilde{\mathcal{C}}$ ,

$$d_{\min}(\mathcal{C}) \geq d_{\min}(\tilde{\mathcal{C}}).$$

□

By the above theorems, we establish conditions on the permutations under which SC-TCs have equal or better minimum distance than their corresponding TCs. These conditions can be considered as guidelines for selecting proper permutations for SC-TCs. According to the theorems and the corollary above, the WEF analysis of uncoupled TC ensembles can be used to investigate the error floor and the minimum distance of SC-TC ensembles.

## V. WEIGHT ENUMERATOR ANALYSIS

In this section, we describe how to derive upper bounds on the error rate performance of TC ensembles and bounds on the minimum distance of these ensembles based on their WEFs [12], [20]. Then, we compare these bounds for different classes of TCs. For that, we first derive the average input-parity WEF (IP-WEF) of the component encoders. In particular, we describe the steps for a rate-2/3 recursive systematic convolutional encoder. A similar method can be used to derive the IP-WEF of any convolutional encoder with arbitrary rate  $R$ . Then, we use the obtained IP-WEFs to compute the average IP-WEFs of the TC ensembles.

### A. Input-Parity Weight Enumerator

Let  $A(I_1, I_2, P)$  denote the IP-WEF of a rate-2/3 recursive systematic convolutional encoder,

$$A(I_1, I_2, P) = \sum_{i_1} \sum_{i_2} \sum_p A_{i_1, i_2, p} I_1^{i_1} I_2^{i_2} P^p,$$

where the coefficient  $A_{i_1, i_2, p}$  denotes the number of codewords with weight  $i_1$ ,  $i_2$ , and  $p$  for the first input, the second input, and the parity sequence, respectively.

$A(I_1, I_2, P)$  can be computed as follows. For a trellis with  $s$  states, transitions within a trellis section can be described by an  $s \times s$  matrix  $M$ . The element of  $M$  in the  $r$ th row and the  $c$ th column,  $[M]_{r,c}$ , corresponds to the trellis branch from the  $r$ th state to the  $c$ th state. More precisely,  $[M]_{r,c}$  is a monomial  $I_1^{i_1} I_2^{i_2} P^p$ , where  $i_1$ ,  $i_2$ , and  $p$  are the weights corresponding to the first, second, and third outputs of the transition from the  $r$ th state to the  $c$ th state. For a trellis with  $N$  sections, the overall transition matrix is  $M^N$ . Considering that the trellis is initialized and terminated to the all-zero state, the IP-WEF is given by the element  $[M^N]_{1,1}$ .

*Example 1:* Assume a terminated, rate-2/3 convolutional encoder with three trellis sections and generator matrix in (1).

The transition matrix can be written as

$$M(I_1, I_2, P) = \begin{pmatrix} 1 & I_2 P & I_1 I_2 & I_1 P \\ I_1 & I_1 I_2 P & I_2 & P \\ I_2 P & 1 & I_1 P & I_1 I_2 \\ I_1 I_2 P & I_1 & P & I_2 \end{pmatrix},$$

and the IP-WEF becomes

$$\begin{aligned} A(I_1, I_2, P) &= [M^3]_{1,1} = \\ &1 + I_2^3 P^2 + 2I_1 I_2 P + I_1 I_2 P^3 + 2I_1 I_2^2 P + \\ &I_1 I_2^2 P^3 + I_1^2 I_2 + 2I_1^2 I_2 P^2 + 3I_1^2 I_2^2 P^2 + I_1^3 P + I_1^3 I_2^3 P. \end{aligned}$$

△

For a rate-1/2 convolutional encoder, we can obtain the transition matrix  $M$  in a similar way. Then, the IP-WEF of the encoder is given by  $[M^N]_{1,1}$  and can be written as

$$A(I, P) = \sum_i \sum_p A_{i,p} I^i P^p,$$

where  $A_{i,p}$  is the number of codewords of input weight  $i$  and parity weight  $p$ .

Consider the PCC ensemble shown in Fig. 2(b). Let  $A^{T_u}(I, P)$  and  $A^{T_l}(I, P)$  denote the IP-WEFs corresponding to the upper and lower component encoder, respectively. The overall IP-WEF depends on the IP-WEF of the component encoders and the permutation used. Averaging over all possible permutations, the coefficients of the average IP-WEF of the PCC ensemble,  $\bar{A}_{i,p}^{\text{PCC}}$ , can be obtained as [20]

$$\bar{A}_{i,p}^{\text{PCC}} = \frac{\sum_{p_1} A_{i,p_1}^{T_u} \cdot A_{i,p-p_1}^{T_l}}{\binom{N}{i}}. \quad (8)$$

For the SCC ensemble shown in Fig. 2(b), we denote the IP-WEFs of the outer and inner encoder by  $A^{T_o}(I, P)$  and  $A^{T_i}(I, P)$ , respectively. Similar to PCCs, the average IP-WEF of the SCC ensemble,  $\bar{A}_{i,p}^{\text{SCC}}$ , can be computed by averaging

over all possible permutations [12]. The coefficients  $\bar{A}_{i,p}^{\text{SCC}}$  can be written as

$$\bar{A}_{i,p}^{\text{SCC}} = \sum_{p_1} \frac{A_{i,p_1}^{T_o} \cdot A_{i+p_1,p-p_1}^{T_i}}{\binom{2N}{i+p_1}}. \quad (9)$$

We denote the IP-WEFs corresponding to the upper and lower component encoders of the BCC ensemble (Fig. 2(c)) by  $A^{T_u}(I, P)$  and  $A^{T_l}(I, P)$ , respectively. The coefficients of the average IP-WEF,  $\bar{A}_{i,p}^{\text{BCC}}$ , can be computed as

$$\bar{A}_{i,p}^{\text{BCC}} = \sum_{p_1} \frac{A_{i,p_1,p-p_1}^{T_u} \cdot A_{i,p-p_1,p_1}^{T_l}}{\binom{N}{i} \binom{N}{p_1} \binom{N}{p-p_1}}. \quad (10)$$

To compute the average IP-WEF of the HCC ensemble,  $\bar{A}_{i,p}^{\text{HCC}}$ , it is possible to combine the methods that we used for PCCs and SCCs. First, the average IP-WEF of the parallel component is computed. Then,  $\bar{A}_{i,p}^{\text{HCC}}$  can be obtained by substituting  $A^{T_o}(I, P)$  in (9) by the computed average IP-WEF of the parallel component [16],

$$\bar{A}_{i,p}^{\text{HCC}} = \sum_{p_1} \sum_{p_2} \frac{A_{i,p_1}^{T_u} \cdot A_{i,p_2}^{T_l} \cdot A_{p_1+p_2,p-p_1-p_2}^{T_i}}{\binom{N}{i} \binom{2N}{p_1+p_2}}. \quad (11)$$

It is worth mentioning that by the use of the compact graph representation, TCs can be seen as a class of protograph-based generalized LDPC (GLDPC) codes. Therefore, equivalently, it is possible to compute the average IP-WEF of TCs by the method developed for GLDPC codes in [21], [22].

### B. Bounds on the Error Probability

Consider transmission of codewords of a rate- $R$  TC ensemble over the AWGN channel. For a maximum likelihood (ML) decoder, the BER is upper bounded by

$$P_b \leq \sum_{i=1}^N \sum_{p=1}^{N(1/R-1)} \frac{i}{N} \bar{A}_{i,p} Q \left( \sqrt{2(i+p)R \frac{E_b}{N_0}} \right). \quad (12)$$

Likewise, the frame error rate (FER) is upper bounded by

$$P_F \leq \sum_{i=1}^N \sum_{p=1}^{N(1/R-1)} \bar{A}_{i,p} Q \left( \sqrt{2(i+p)R \frac{E_b}{N_0}} \right), \quad (13)$$

where  $Q(\cdot)$  is the  $Q$ -function and  $E_b/N_0$  is the signal-to-noise ratio.

Fig. 4 shows the bounds on the BER performance of the different classes of TCs for  $R = 1/3$  and  $K = 512$ . The bounds are truncated at weight  $w = 320$ , which is larger than the corresponding Gilbert-Varshamov limit. The HCC ensemble has the lowest error floor, while the BCC and PCC ensembles have the highest error floors. Surprisingly, the error floor of the BCC ensemble is not only high but also has the worst slope among all TC ensembles. On the other hand, the excellent MAP thresholds of the BCC ensemble suggest a good performance for this ensemble under MAP decoding. The contradiction between the excellent MAP threshold of the BCC ensemble and its poor bound suggests that the performance is dominated by few bad permutations.

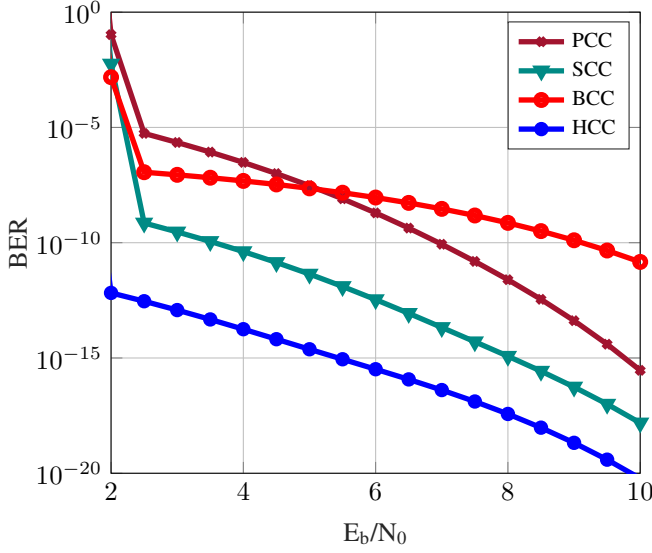


Fig. 4. Union bound on performance of the TCs,  $K = 512$ ,  $R = 1/3$ .

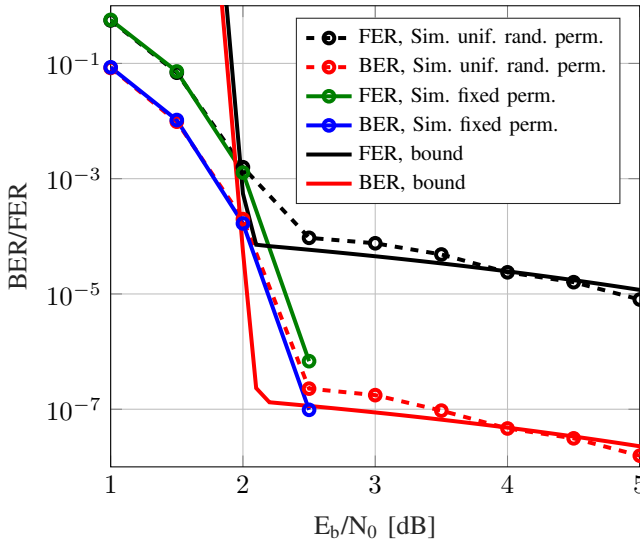


Fig. 5. Bounds on performance of the BCCs and simulation results for uniformly random and fixed permutations,  $K = 512$ ,  $R = 1/3$ .

To verify this, we simulated the BCCs for two scenarios; first, a randomly selected but fixed set of permutations; second randomly chosen permutations for each simulated block. The results are shown in Fig. 5, together with the corresponding bounds. The figure shows that the bounds are in agreement with the simulation results for uniformly random permutations. However, it indicates a significant improvement in FER for the fixed set of permutations. For example, at  $E_b/N_0 = 2.5$  dB, the FER improves from  $9.5 \cdot 10^{-5}$  to  $6.8 \cdot 10^{-7}$ . This significant improvement caused by fixing the permutations, supports that the high floor of the BCC ensemble is caused by the poor performance of a small fraction of codes. Thus, in the next section, we compute expurgated union bounds.

### C. Bound on the Minimum Distance and Expurgated Bounds

Consider a TC ensemble consisting of  $\Omega$  codes in total. The value  $\Omega$  follows from the different possible combinations of permutations and depends on the type of the ensemble. Assume that all codes in the ensemble are selected with equal probability. Then, the number of codewords with weight  $w$  over all possible codes in the ensemble is  $\Omega \bar{A}_w$ , where  $\bar{A}_w$  is the average WEF of the ensemble. Therefore, given an integer value  $\tilde{d}$ , the total number of codewords with weight  $w < \tilde{d}$  can be computed as

$$\Omega_{w < \tilde{d}} = \Omega \sum_{w=1}^{\tilde{d}-1} \bar{A}_w.$$

By considering that these codewords are spread over different possible codes, we can obtain an upper bound on the number of codes with minimum distance  $d_{\min} \geq \tilde{d}$ ,

$$\Omega_{w \geq \tilde{d}} < \Omega - \Omega \sum_{w=1}^{\tilde{d}-1} \bar{A}_w.$$

Let  $\alpha$  denote the fraction of codes with  $d_{\min} \geq \tilde{d}$ . Then,  $\alpha$  is upperbounded by

$$\alpha < 1 - \sum_{w=1}^{\tilde{d}-1} \bar{A}_w. \quad (14)$$

For a given  $\alpha$  and  $\bar{A}_w$ , an analytical bound on the minimum distance of an ensemble can be obtained by computing the largest  $\tilde{d}$  which satisfies (14). In fact, this bound shows that a fraction  $\alpha$  of all possible codes has minimum distance  $d_{\min} \geq \tilde{d}$ . In Fig. 6, considering different classes of TCs with  $R = 1/3$ , this bound is computed for  $\alpha = 0.5$  and different input block lengths. As it can be seen, the HCC ensemble has the best minimum distance, and the PCC ensemble the worst. As an example, for  $K = 300$  the values computed for HCCs, BCCs, SCCs, PCCs are  $\tilde{d} = 129, 99, 37$ , and 10, respectively. Comparing the results in Fig. 6 and the thresholds in Table I, we can observe that the TC ensembles with good MAP threshold also have good minimum distance. According to Fig. 6, for both the BCC and HCC ensembles, the minimum distance grows linearly with the input block length [16], [26]. However, the bound on the minimum distance of the HCC ensemble has a higher slope and grows faster than that of the BCC ensemble.

Consider excluding a fraction  $(1-\alpha)$  of codes with  $d_{\min} < \tilde{d}$  from a TC ensemble. Then, it is possible to compute the upper bound on the performance of this expurgated ensemble. The average BER of the expurgated ensemble is upperbounded by

$$P_b \leq \frac{1}{\alpha} \sum_{i=1}^{kN} \sum_{w=\tilde{d}}^{nN} \frac{i}{N} \bar{A}_{i,w} Q \left( \sqrt{2wR \frac{E_b}{N_0}} \right). \quad (15)$$

The bounds for the expurgated TC ensembles are shown in Fig. 7 for  $\alpha = 0.5$ , which means that half of the codes with  $d_{\min} < \tilde{d}(\alpha)$  are excluded. For comparison, we also provide the corresponding union bounds in the same figure. It can be seen that for all TC ensembles except the PCC ensemble, the error floor estimated by the expurgated bound is much



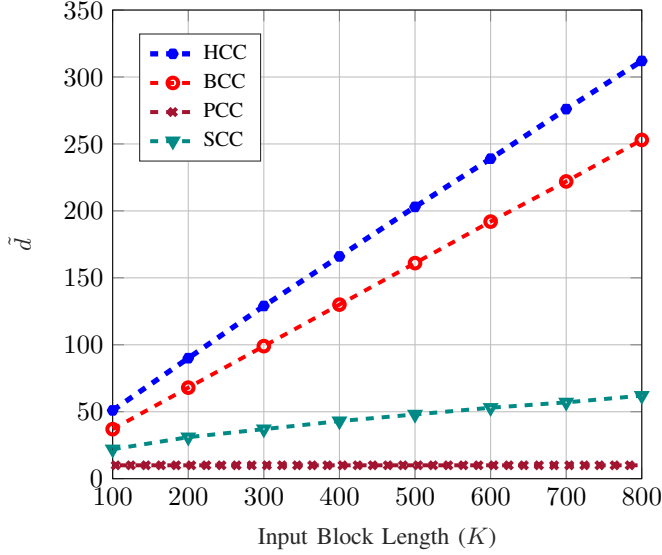


Fig. 6. Bound on the minimum distance, fraction  $\alpha = 0.5$  of codes have  $d_{\min} > \bar{d}$ .

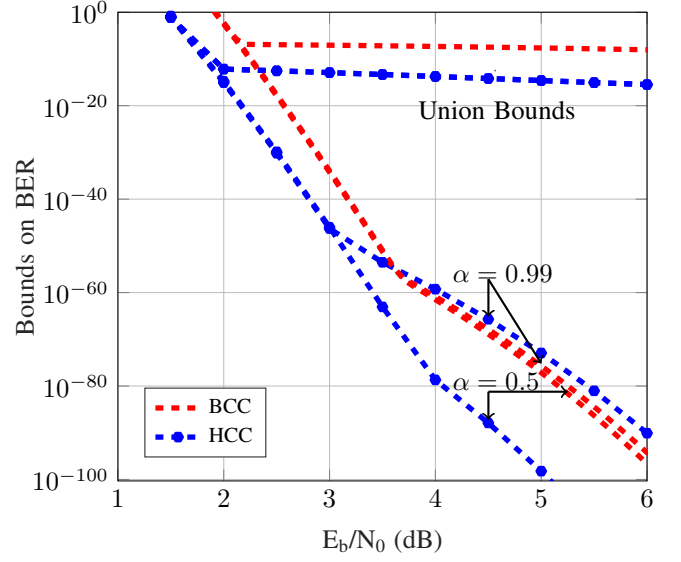


Fig. 8. Expurgated union bound of HCCs and BCCs for  $\alpha = 0.5$  and  $\alpha = 0.99$ ,  $K = 512$ ,  $R = 1/3$ .

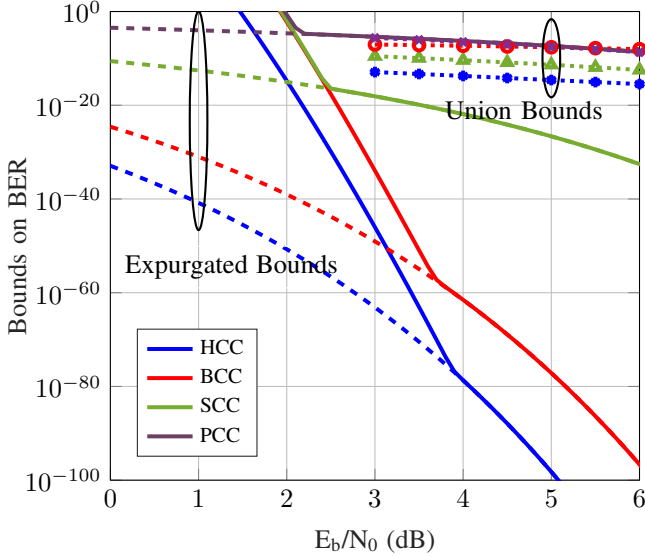


Fig. 7. Expurgated union bound on performance of TCs,  $\alpha = 0.5$ ,  $K = 512$ , and  $R = 1/3$ .

steeper and lower than that resulting from the union bound. In other words, expurgation improves the performance of the SCC, BCC, and HCC ensembles significantly.

For the BCC and HCC ensembles, the gap between the expurgated bound and the union bound is very large and notable. To investigate the influence of expurgation on the performance of these ensembles, in Fig. 8 we provide the expurgated bound on the BER of the BCC and HCC ensembles for  $\alpha = 0.5$  and  $\alpha = 0.99$ . Note that for  $\alpha = 0.99$ , the expurgated bounds are computed by excluding only 1% of the possible codes, and these bounds are still significantly lower and steeper than the corresponding union bounds. For the BCC ensemble, the gap between the expurgated bounds for  $\alpha = 0.5$  and  $\alpha = 0.99$  is much smaller than that of the HCC

ensemble. Therefore, for  $\alpha = 0.99$ , the BCC ensemble has slightly steeper and lower error floor than the HCC ensemble. The fact that changing  $\alpha$  has a little impact on the expurgation of the BCC ensemble suggests that only a small fraction of the codes have poor distance properties. This means that for a BCC with randomly selected but fixed permutations, with high probability the error floor is as steep and low as the corresponding expurgated bound for an ML decoder.

## VI. DISCUSSION AND CONCLUSION

We investigated the performance of SC-TC ensembles with finite block length in both waterfall and error floor regions. The two primary results can be summarized as follows. First, spatial coupling not only improves the asymptotic decoding threshold of an ensemble but also, for finite length and given latency, it improves the performance of the ensemble in the waterfall region. Second, considering certain conditions, spatial coupling either improves or preserves the minimum distance of the ensemble. Therefore, the coupled ensembles cannot have worse error floor than the corresponding uncoupled TC ensembles. Using this fact, instead of performing the cumbersome WEF analysis for the coupled ensemble, we derived the WEF for uncoupled ensembles. Then, based on the WEF, we computed bounds on BER performance and the minimum distance of TCs. As the coupled ensembles have equal or larger minimum distance than the uncoupled ensembles, the computed bounds for TCs can be used to approximate the error floor of SC-TCs. The results from the WEF analysis of TCs demonstrate very low error floors for SCC, BCC, and HCC ensembles. Moreover, for the BCC and HCC ensembles, the minimum distance grows linearly with block length.

Comparing the thresholds of SC-TC ensembles (see Table I) and the results from the WEF analysis, we observe that the ensembles with better MAP thresholds also have larger minimum

distance and lower error floor. However, so far, only PCCs have been widely used in various standards—such as UMTS and LTE—because of their good BP thresholds and good performance in the waterfall region. Other TC ensembles have received much less attention for commercial use, although they have better MAP threshold and distance properties than PCCs. Our results confirm that the BP thresholds of these ensembles can be significantly improved by applying coupling. Also, regarding the finite length regime, while their error floor stays at very low error probabilities, their waterfall performance gets much closer to capacity. This brings us to the conclusion that by coupling a given ensemble with close to capacity MAP threshold and low error floor, such as SCCs, BCCs, and HCCs, the resulting ensemble is very promising and can perform close-to-capacity, yet achieving low error floor, with a low complexity iterative decoder.

Finally, we should remark that the considered bounds estimate the error floor of an ML decoder. To obtain bounds on the performance of the BP decoder, more investigations on the corresponding absorbing sets [27] and pseudo-codewords [28] need to be done.

## APPENDIX A PROOF OF Theorem 2

We prove the theorem for the general case of tailbiting.

### A. Serially Concatenated Codes

Consider the SCC and SC-SCC ensembles in Fig. 2(a) and (b), and assume that

$$\Pi^{\text{Un}} = \Pi^{(1)} \cdot \Pi^{(2)}.$$

Any codeword  $\mathbf{v} \in \mathcal{C}$  satisfies the local constraints for  $t = 1, \dots, L$ . Therefore, at time  $t$ ,

$$(\mathbf{u}_t \ \mathbf{v}_t^0) \cdot \mathbf{H}_O^T = \mathbf{0}, \quad (16)$$

$$((\tilde{\mathbf{v}}'_{t,0} \ \tilde{\mathbf{v}}'_{t-1,1}) \cdot \Pi^{(2)} \ \mathbf{v}_t^1) \cdot \mathbf{H}_I^T = \mathbf{0}, \quad (17)$$

where  $\tilde{\mathbf{v}}'_t = (\mathbf{u}_t, \mathbf{v}_t^0) \cdot \Pi^{(1)}$ . The constraints are linear and time-invariant. Therefore, any superposition of the vectors  $(\mathbf{u}_t \ \mathbf{v}_t^0)$  and  $((\tilde{\mathbf{v}}'_{t-1,1} \ \tilde{\mathbf{v}}'_{t,2}) \cdot \Pi^{(2)} \ \mathbf{v}_t^1)$  from different time slots  $t = 1, \dots, L$ , satisfy (16) and (17), respectively. In particular, we can consider

$$\sum_{t=1}^L (\mathbf{u}_t \ \mathbf{v}_t^0) = \left( \sum_{t=1}^L \mathbf{u}_t \ \sum_{t=1}^L \mathbf{v}_t^0 \right), \quad (18)$$

and

$$\begin{aligned} & \sum_{t=1}^L ((\tilde{\mathbf{v}}'_{t,0} \ \tilde{\mathbf{v}}'_{t-1,1}) \cdot \Pi^{(2)} \ \mathbf{v}_t^1) \\ &= \left( \sum_{t=1}^L (\tilde{\mathbf{v}}'_{t,0} \ \tilde{\mathbf{v}}'_{t-1,1}) \cdot \Pi^{(2)} \ \sum_{t=1}^L \mathbf{v}_t^1 \right) \\ &= \left( \sum_{t=1}^L \tilde{\mathbf{v}}'_t \cdot \Pi^{(2)} \ \sum_{t=1}^L \mathbf{v}_t^1 \right) \\ &= \left( \sum_{t=1}^L (\mathbf{u}_t \ \mathbf{v}_t^0) \cdot \Pi^{(1)} \cdot \Pi^{(2)} \ \sum_{t=1}^L \mathbf{v}_t^1 \right). \end{aligned} \quad (19)$$

Let

$$\tilde{\mathbf{u}} = \sum_{t=1}^L \mathbf{u}_t, \quad \tilde{\mathbf{v}}^0 = \sum_{t=1}^L \mathbf{v}_t^0, \quad \tilde{\mathbf{v}}^1 = \sum_{t=1}^L \mathbf{v}_t^1,$$

and substitute (18) and (19) into (16) and (17), respectively. Then

$$(\tilde{\mathbf{u}} \ \tilde{\mathbf{v}}^0) \cdot \mathbf{H}_O^T = \mathbf{0}, \quad (20)$$

$$((\tilde{\mathbf{u}} \ \tilde{\mathbf{v}}^0) \cdot \Pi^{\text{Un}} \ \tilde{\mathbf{v}}^1) \cdot \mathbf{H}_I^T = \mathbf{0}. \quad (21)$$

Therefore,  $\tilde{\mathbf{v}} = (\tilde{\mathbf{u}}, \tilde{\mathbf{v}}^0, \tilde{\mathbf{v}}^1)$  is a codeword of the uncoupled code. If all nonzero elements of  $\mathbf{v}_t$ ,  $t = 1, \dots, L$ , occur at different positions, then  $w_H(\tilde{\mathbf{v}}) = w_H(\mathbf{v})$ . Otherwise, the overlap of the non zero elements reduces the weight of  $\tilde{\mathbf{v}}$  and  $w_H(\tilde{\mathbf{v}}) < w_H(\mathbf{v})$ .

### B. Braided Convolutional Codes

Consider the SCC and SC-SCC ensembles in Fig. 2(c) and (d), and assume that  $\Pi_t = \Pi$ ,  $\Pi_t^{\text{U}} = \Pi^{\text{U}}$  and  $\Pi_t^{\text{L}} = \Pi^{\text{L}}$ . A valid code sequence of  $\mathcal{C}$  has to satisfy the local constraints

$$(\mathbf{u}_t \ \mathbf{v}_{t-1}^{\text{L}} \cdot \Pi_t^{\text{U}} \ \mathbf{v}_t^{\text{U}}) \cdot \mathbf{H}_U^T = \mathbf{0}, \quad (22)$$

$$(\mathbf{u}_t \cdot \Pi_t \ \mathbf{v}_{t-1}^{\text{U}} \cdot \Pi_t^{\text{L}} \ \mathbf{v}_t^{\text{L}}) \cdot \mathbf{H}_L^T = \mathbf{0} \quad (23)$$

for all  $t = 1, \dots, L$ , where  $\mathbf{H}_U$  and  $\mathbf{H}_L$  are the parity-check matrices that represent the constraints imposed by the trellises of the upper and lower component encoders, respectively. Since these constraints are linear and time-invariant, it follows that any superposition of vectors  $\mathbf{v}_t = (\mathbf{u}_t, \mathbf{v}_t^{\text{U}}, \mathbf{v}_t^{\text{L}})$  from different time instants  $t \in \{1, \dots, L\}$  will also satisfy (22) and (23). In particular, if we let

$$\tilde{\mathbf{u}} = \sum_{t=1}^L \mathbf{u}_t, \quad \tilde{\mathbf{v}}^{\text{L}} = \sum_{t=1}^L \mathbf{v}_t^{\text{L}}, \quad \tilde{\mathbf{v}}^{\text{U}} = \sum_{t=1}^L \mathbf{v}_t^{\text{U}}$$

then

$$(\tilde{\mathbf{u}} \ \tilde{\mathbf{v}}^{\text{L}} \cdot \Pi^{\text{U}} \ \tilde{\mathbf{v}}^{\text{U}}) \cdot \mathbf{H}_U^T = \mathbf{0}, \quad (24)$$

$$(\tilde{\mathbf{u}} \cdot \Pi \ \tilde{\mathbf{v}}^{\text{U}} \cdot \Pi^{\text{L}} \ \tilde{\mathbf{v}}^{\text{L}}) \cdot \mathbf{H}_L^T = \mathbf{0}. \quad (25)$$

Here we have implicitly made use of the fact that  $\mathbf{v}_t = \mathbf{0}$  for  $t < 1$  and  $t > L$ . But now it follows from (24) and (25) that  $\tilde{\mathbf{v}} = (\tilde{\mathbf{u}}, \tilde{\mathbf{v}}^{\text{U}}, \tilde{\mathbf{v}}^{\text{L}}) \in \tilde{\mathcal{C}}$ , i.e., we obtain a codeword of the uncoupled code. If all nonzero symbols within  $\mathbf{v}_t$  occur at different positions for  $t = 1, \dots, L$ , then  $w_H(\tilde{\mathbf{v}}) = w_H(\mathbf{v})$ . If, on the other hand, the support of nonzero symbols overlaps, the weight of  $\tilde{\mathbf{v}}$  is reduced accordingly and  $w_H(\tilde{\mathbf{v}}) < w_H(\mathbf{v})$ .

The same result can be proved for HCCs by combining the proofs for PCCs and SCCs.

## REFERENCES

- [1] C. Berrou, A. Glavieux, and P. Thitimajshima, "Near Shannon limit error-correcting coding and decoding: turbo-codes (1)," in *Proc. IEEE Int. Conf. Commun. (ICC)*, Geneva, Switzerland, 1993.
- [2] R. Gallager, *Low-Density Parity-Check Codes*, MIT Press, Cambridge, MA, 1963.
- [3] A. Jiménez Feltröm and K.Sh. Zigangirov, "Periodic time-varying convolutional codes with low-density parity-check matrices," *IEEE Trans. Inf. Theory*, vol. 45, no. 5, pp. 2181–2190, Sep. 1999.
- [4] M. Lentmaier, A. Sridharan, D. J. Costello, and K. S. Zigangirov, "Iterative decoding threshold analysis for LDPC convolutional codes," *IEEE Trans. Inf. Theory*, vol. 56, no. 10, pp. 5274–5289, Oct. 2010.



- [5] S. Kudekar, T.J. Richardson, and R.L. Urbanke, "Threshold saturation via spatial coupling: Why convolutional LDPC ensembles perform so well over the BEC," *IEEE Trans. Inf. Theory*, vol. 57, no. 2, pp. 803–834, Feb. 2011.
- [6] A. Yedla, Yung-Yih Jian, P.S. Nguyen, and H.D. Pfister, "A simple proof of threshold saturation for coupled scalar recursions," in *Proc. Int. Symp. Turbo Codes and Iterative Inf. Processing (ISTC)*, Gothenburg, Sweden, 2012.
- [7] A. Yedla, Yung-Yih Jian, P.S. Nguyen, and H.D. Pfister, "A simple proof of threshold saturation for coupled vector recursions," in *Proc. Inf. Theory Work. (ITW)*, Lausanne, Switzerland, 2012.
- [8] A. Yedla, Yung-Yih Jian, P.S. Nguyen, and H.D. Pfister, "A simple proof of Maxwell saturation for coupled scalar recursions," *IEEE Trans. Inf. Theory*, vol. 60, no. 11, pp. 6943–6965, Nov. 2014.
- [9] S. Moloudi, M. Lentmaier, and A. Graell i Amat, "Spatially coupled turbo codes," in *Proc. Int. Symp. Turbo Codes and Iterative Inf. Processing (ISTC)*, Bremen, Germany, 2014.
- [10] S. Moloudi, M. Lentmaier, and A. Graell i Amat, "Spatially coupled turbo-like codes," *IEEE Trans. Inf. Theory*, vol. 63, no. 10, pp. 6199–6215, Oct. 2017.
- [11] S. Moloudi, M. Lentmaier, and A. Graell i Amat, "Spatially coupled hybrid concatenated codes," in *Proc. 11th Int. ITG Conf. Systems, Commun. and Coding (SCC)*, Hamburg, Germany, 2017.
- [12] S. Benedetto, D. Divsalar, G. Montorsi, and F. Pollara, "Serial concatenation of interleaved codes: performance analysis, design, and iterative decoding," *IEEE Trans. Inf. Theory*, vol. 44, no. 3, pp. 909–926, May 1998.
- [13] A. Graell i Amat, G. Montorsi, and F. Vatta, "Design and performance analysis of a new class of rate compatible serially concatenated convolutional codes," *IEEE Trans. Commun.*, vol. 57, no. 8, pp. 2280–2289, Aug. 2009.
- [14] W. Zhang, M. Lentmaier, K.Sh. Zigangirov, and D.J. Costello, Jr., "Braided convolutional codes: a new class of turbo-like codes," *IEEE Trans. Inf. Theory*, vol. 56, no. 1, pp. 316–331, Jan. 2010.
- [15] M. Zhu, D. G. M. Mitchell, M. Lentmaier, D. J. Costello, and B. Bai, "Braided convolutional codes with sliding window decoding," *IEEE Trans. Commun.*, vol. 65, no. 9, pp. 3645–3658, Sep. 2017.
- [16] E. Rosnes and A. Graell i Amat, "Performance analysis of 3-D turbo codes," *IEEE Trans. Inf. Theory*, vol. 57, no. 6, pp. 3707–3720, June 2011.
- [17] C. Koller, A. Graell i Amat, J. Kliewer, F. Vatta, and D. J. Costello, "Hybrid concatenated codes with asymptotically good distance growth," in *Proc. 5th Int. Symp. Turbo Codes and Related Topics (ISTC)*, 2008.
- [18] D. G. M. Mitchell, M. Lentmaier, A. E. Pusane, and D. J. Costello, "Randomly punctured LDPC codes," *IEEE J. Sel. Areas Commun.*, vol. 34, no. 2, pp. 408–421, Feb. 2016.
- [19] M. U. Farooq, S. Moloudi, and M. Lentmaier, "Thresholds of Braided Convolutional Codes on the AWGN Channel," submitted to *IEEE Int. Sym. Inf. Theory (ISIT)*, available online at <https://arxiv.org/abs/1802.10540>, 2018.
- [20] S. Benedetto and G. Montorsi, "Unveiling turbo codes: some results on parallel concatenated coding schemes," *IEEE Trans. Inf. Theory*, vol. 42, no. 2, pp. 409–428, Mar. 1996.
- [21] S. Abu-Surra, W.E. Ryan, and D. Divsalar, "Ensemble enumerators for protograph-based generalized LDPC codes," *IEEE Global Telecommun. Conf. (GLOBECOM)*, pp. 1492–1497, 2007.
- [22] S. Abu-Surra, D. Divsalar, and W. E. Ryan, "Enumerators for protograph-based ensembles of LDPC and generalized LDPC codes," *IEEE Trans. Inf. Theory*, vol. 57, no. 2, pp. 858–886, Feb. 2011.
- [23] D. Truhachev, K. S. Zigangirov, and D. J. Costello, "Distance bounds for periodically time-varying and tail-biting LDPC convolutional codes," *IEEE Trans. Inf. Theory*, vol. 56, no. 9, pp. 4301–4308, Sep. 2010.
- [24] D. G. M. Mitchell, A. E. Pusane, and D. J. Costello, "Minimum distance and trapping set analysis of protograph-based LDPC convolutional codes," *IEEE Trans. Inf. Theory*, vol. 59, no. 1, pp. 254–281, Jan. 2013.
- [25] R. Smarandache, A. E. Pusane, P. O. Vontobel, and D. J. Costello, "Pseudocodeword performance analysis for LDPC convolutional codes," *IEEE Trans. Inf. Theory*, vol. 55, no. 6, pp. 2577–2598, Jun. 2009.
- [26] S. Moloudi, M. Lentmaier, and A. Graell i Amat, "Finite length weight enumerator analysis of braided convolutional codes," in *Proc. Int. Symp. Inf. Theory and Its Applications (ISITA)*, Oct. 2016.
- [27] D. G. M. Mitchell, L. Dolecek, and D. J. Costello, "Absorbing set characterization of array-based spatially coupled LDPC codes," in *IEEE Int. Sym. Inf. Theory (ISIT)*, Honolulu, HI, USA, 2014.
- [28] E. Rosnes, M. Helmling, and A. Graell i Amat, "Minimum pseudoweight analysis of 3-dimensional turbo codes," *IEEE Trans. Commun.*, vol. 62, no. 7, pp. 2170–2182, Jul. 2014.