

On capacity computation for symmetric polygonal condensers

Sergei Bezrodnykh^{b,e}, Andrei Bogatyrev^{a,*}, Sergei Goreinov^a, Oleg Grigoriev^a, Harri Hakula^c, Matti Vuorinen^{d,*}

^a*Institute for Numerical Mathematics, Russian Academy of Sciences, Moscow, Russia*

^b*Computer Center of Russian Academy of Sciences, Moscow, Russia*

^c*Aalto University, Department of Mathematics and Systems Analysis, Espoo, Finland*

^d*Department of Mathematics and Statistics, University of Turku, Turku, Finland*

^e*RUDN University, Moscow, Russia*

Abstract

Making use of two different analytical-numerical methods for capacity computation, we obtain matching to a very high precision numerical values for capacities of a wide family of planar condensers. These two methods are based respectively on the use of the Lauricella function [BeV1, Be1, Be2] and Riemann theta functions [B, Gr, BG1, BG2]. We apply these results to benchmark the performance of numerical algorithms, which are based on adaptive hp -finite element method [HRV1, HRV2, HRV3] and boundary integral method [Ts, JS, AC].

Keywords: condenser, capacity, Lauricella function, theta function, finite element method, boundary integral method

2010 MSC: 65E05, 31A15, 30C85, 14H42, 31B15

1. Introduction

Given a multiply connected domain \mathcal{A} in the complex plane (more generally, on a Riemann sphere) with piecewise smooth boundary, consider a function $u(z)$ harmonic in \mathcal{A} with locally constant boundary values: $u = 0$ at the outer boundary component and $u = 1$ at all inner boundary components. The Dirichlet integral of this function over \mathcal{A} is exactly the capacity of the ‘condenser’ \mathcal{A} (see e.g. [Ah, AVV, ABR, JS, Ts]). The study of capacity attracts much attention due to the place it occupies in many theoretical and applied questions. Thus, the capacity or the close concept of a conformal modulus plays an important role in several issues of function theory, its analytic, geometric problems and problems of conformal and quasiconformal mappings (see e.g. [AB, AVV, Du, Ku, PoSz]).

*Corresponding author

Email addresses: sbezrodnykh@mail.ru (Sergei Bezrodnykh), ab.bogatyrev@gmail.com (Andrei Bogatyrev), sergei.goreinov@ya.ru (Sergei Goreinov), guelpho@mail.ru (Oleg Grigoriev), harri.hakula@aalto.fi (Harri Hakula), vuorinen@utu.fi (Matti Vuorinen)

Besides, condensers or conformal moduli occur in several problems of physics, mechanics and engineering. A general description of such applications is given in the monographs [He, Ku, Ky, PS, SL]. The traditional applications include the calculation of electrical resistance, capacity, and other physical characteristics of polygonal-shaped elements of integrated circuit networks (see e.g. [Da, Ga95, LL, Mi, P89, RC, TiC, Tr, THG]). In recent decades, a number of unconventional applications have emerged, including simulation in electrical impedance tomography, airfoil modeling in computational fluid dynamics, in computer vision and other issues (see [Hyv, SM, Ku, SL, THG] and the bibliography therein).

Despite the high demand for reliable results in this area, the development of relevant effective and high-precision methods remains an actual problem far from the exhaustive solution. The papers [BSV, HRV1, HRV2, HRV3] have extensive bibliographies which more or less cover what is known about numerical computation of capacities of condensers or moduli of quadrilaterals. However, thorough observation of this area shows that not many numerical results are known. Perhaps the longest list of such results is given in the paper [BSV] and in the books [PS, Ku, SL] where references to earlier literature may be found. At present, there are two groups of numerical methods for treatment of this problem: direct and indirect ones. Direct ones perform the capacity computation by solving a boundary value problem or by numerical implementation of a relevant variational principle. Indirect methods transplant our problem by conformal mapping onto a new domain where the problem is trivial. So those methods are in fact the methods of conformal mapping.

One of the most popular direct method is the finite element method (FEM). It was first applied to conformal modulus computation in [O67, Mi, Ga72], and then experienced a great development and generalization [W79, P89, HaM, Ga95, THG]. In [W79, Bo], it had been improved by implementation of ‘singular functions’. In [BSV] an adaptive finite element method (AFEM) was proposed. General progress in the development of FEM was represented in monographs [SzBa] and [Sw]. The implementation of these approaches to the computation of capacities was carried out in the works [HRV1, HRV2, HRV3], where hp -FEM was improved. In the present work this method, along with other methods, is used for obtaining numerical results.

It is known that FEM gives an upper bound for the Dirichlet integral, and consequently for the capacity. The Gauss–Thomson extremal principle [HPS, Ts, Kir, W79, Ga95], dual to the Dirichlet principle underlying the finite element method, can also be used to provide lower bounds for the capacity. In [W79], the ‘singular functions’ technique was introduced in FEM. A discrete analogue of this method was developed [Ts, Kir], which uses point systems similar to the Fekete system arising in connection with the notion of transfinite diameter of a compact set. In works [SK, P89], the finite difference method has been used to calculate the capacities. In

doing so, the Bakhvalov–Fedorenko multigrid and other special techniques were applied to improve its efficiency. Boundary integral equation methods have been also applied for capacity computation [JS, AC, Rei, P89, CWLH], with the use of ‘singular functions’. In the present work this method, along with others, is used for obtaining numerical results. Another direct method of capacity computation without determining the conformal map itself was developed in [Ga64, LPS, PWH, PPSS, MSS, P03]. The method is based on the Bergman kernel, the Bieberbach polynomials and orthonormalization procedure with the use of ‘singular functions’ technique. Finally, for a special class of elongated domains, the domain decomposition method was developed [HoT, GaH, L].

Turning to indirect methods, which are based on approximating the conformal map, we must mention monographs and surveys [Ga64, Tr86, P89, RSSV, He, Ky, DrT, P03, SL, Ku, PS]. This group of methods includes Symm’s method developed in [JS, AC, H, P89, HLCW, CWLH, RSSV, P03] and the Theodorsen–Garrick method and its modification such as the Fourier series method (see e.g. [TG, Ga64, P89, RSSV, Ky, He]). For polygonal domains, undoubtedly, the main method is the Schwarz–Christoffel (SC) integral (see e.g. [Ga64, Tr80, Tr86, RSSV, He, Ky, He, SL]) and its generalizations to multiply connected domains [Da, Cr, DeK, DeEK, ET]. Of particular note is Driscoll–Trefethen SC Toolbox [Dr] based on compound Gauss–Jacobi quadrature [Tr86, DrT] and Hu’s software for doubly connected domains [Hu].

Recent results on the analytic continuation of the Lauricella function [Be1, Be2, Be3] and applications of the theta functions theory [B] open new opportunities in the development of SC–technology ([BeV1, Be3] and [Gr, BG1], respectively). In the present paper, the efficiency of the two corresponding methods is demonstrated in the calculation of the capacity of several families of elaborate polygonal domains. We apply these results to benchmark the performance of numerical algorithms, based on adaptive hp –finite element method [HRV1, HRV2, HRV3] and boundary integral method [Ts, JS, AC].

Acknowledgements. The work of AB, SG and OG was supported by RSCF grant 16-01-10349, SB acknowledges the receipt of support from the RUDN University ‘Program 5-100’ and RFBR grant 19-07-00750. All authors are indebted to Professors Vladimir Vlasov and Antti Rasila who supported this research at all its stages.

2. Problem setting

We consider planar polygonal condensers in the complex plane of variable $z = x + iy$ such that the calculation of their capacity can be carried out with the aid of the SC integral. Let \mathcal{A} be a polygonal domain of finite

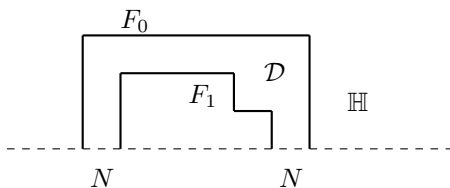


Figure 1: Half the condenser \mathcal{A} .

connectivity in the plane. We designate the outer boundary of polygon \mathcal{A} as $\partial_0\mathcal{A}$ and the collection of all the rest boundaries as $\partial_1\mathcal{A}$. The capacity of condenser \mathcal{A} is the Dirichlet (or energy) integral

$$\text{cap}(\mathcal{A}) = \int_{\mathcal{A}} |\nabla U(z)|^2 dx dy \quad (1)$$

calculated at the solution $U(z)$ of the Dirichlet boundary value problem:

$$\Delta U(z) = 0, \quad z \in \mathcal{A}; \quad U(z) = 0, \quad z \in \partial_0\mathcal{A}; \quad U(z) = 1, \quad z \in \partial_1\mathcal{A}. \quad (2)$$

This solution $U(z)$ is understood in the classical sense, namely $U \in C(\overline{\mathcal{A}}) \cap C^2(\mathcal{A})$.

In what follows we assume that \mathcal{A} is mirror symmetric with respect to the real axis and its intersection with the upper half-plane $\mathbb{H} := \{z : \text{Im } z > 0\}$ is a simply connected domain $\mathcal{D} := \mathcal{A} \cap \mathbb{H}$. Its boundary $\partial\mathcal{D}$ is the union $\partial\mathcal{D} = F_0 \cup F_1 \cup N$ of compact sets $F_s := \partial_s\mathcal{A} \cap (\mathbb{H} \cup \mathbb{R})$, $s = 0, 1$, and $N := \mathcal{A} \cap \mathbb{R}$ – see Fig. 1. From the symmetry of the domain \mathcal{A} it follows that the Dirichlet problem (2) can be reduced to the following mixed boundary value problem in the domain \mathcal{D} :

$$\Delta U(z) = 0, \quad z \in \mathcal{D}; \quad U(z) = 0 \text{ (resp. } 1), \quad z \in F_0 \text{ (resp. } F_1); \quad \partial_n U(z) = 0, \quad z \in N, \quad (3)$$

where ∂_n denotes the outer normal derivative; solution of the reduced problem (3) is also understood in the classical sense. So, the capacity (1) can be evaluated via the solution to the problem (3) by the formula

$$\text{cap}(\mathcal{A}) = 2 \int_{\mathcal{D}} |\nabla u(z)|^2 dx dy. \quad (4)$$

3. Description of four approaches to capacity computation

3.1. Capacity of a rectangular condenser and theta functions

In this section we briefly describe how to get the effective closed formulas for the capacity of an axisymmetric condenser bounded by a rectangular chain. The approach is based on two observations. First, the Dirichlet

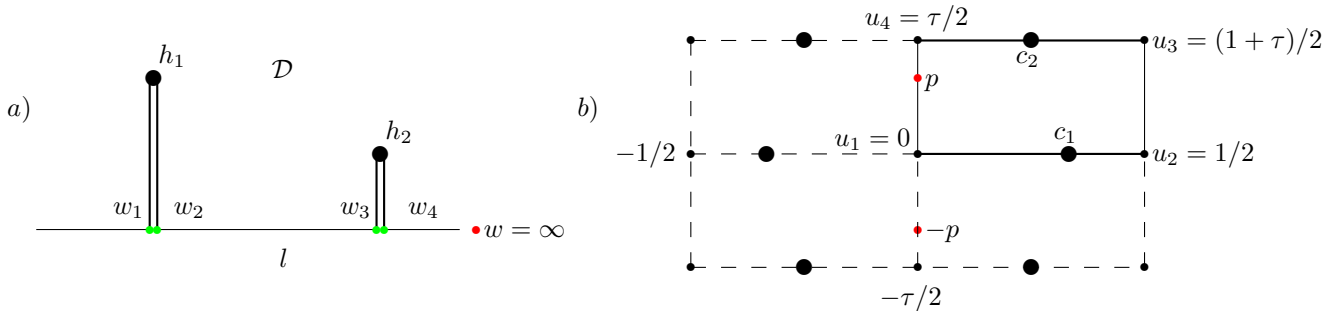


Figure 2: Half the condenser \mathcal{D} (left) is mapped to the rectangle $\frac{1}{2} \times \frac{|\tau|}{2}$ (right).

integral (or the energy of the electric field inside the capacitor) is invariant under conformal mappings. Second, the SC integral that conformally maps the upper half plane to a simply connected rectangular polygon is an abelian integral on a suitable hyperelliptic Riemann surface. Here for simplicity we consider the case when the surface is elliptic, more instructions on higher genus curves may be found in [B, BG1, BG2, Gr].

As a simple illustration we consider here the case of two parallel slots of lengths $2h_1, 2h_2$ at distance l with the common symmetry axis perpendicular to the slots – see condenser E in Fig. 5. The symmetry axis divides the condenser into two halves as shown on the left Fig. 2. The upper half \mathcal{D} of the capacitor may be conformally mapped to the upper half plane and the image of the four vertexes w_1, \dots, w_4 at its right angles give us four branch points of an elliptic surface where the SC integral delivering the inverse mapping is properly defined.

However, we use another model of this surface, namely the factor of the complex plane of the variable u by the lattice $\mathbb{Z} + \tau\mathbb{Z}$ with $\tau \in i\mathbb{R}^+$. The absolute value $|\tau|$ of the elliptic modulus appears as the aspect ratio of the rectangle conformally equivalent to \mathcal{D} with the banks of the slots being mapped to the horizontal sides of the rectangle. In this model of the condenser, the equilibrium field (3) inside it is proportional to $\text{Im } u$ and we immediately get that

$$\text{cap}(\mathcal{A}) = 2/|\tau|, \quad (5)$$

$|\tau|$ being the ratio of the height of the rectangle to its width. Now we derive a system of transcendental equations for the elliptic modulus τ .

We want to get an expression for the SC integral $w(u)$ in terms of the variable u of the universal cover of the torus. We start with the building block for the function theory on a torus (and other closed surfaces) – the third kind abelian integral η_{pq} that has logarithmic poles at two given points p, q of the surface:

$$\eta_{pq}(u) = \log \frac{\theta_1(u-p)}{\theta_1(u-q)}, \quad \theta_1(u) := \theta_1(u|\tau) := 2 \sum_{k=0}^{\infty} (-1)^k \exp(\pi i(k+1/2)^2 \tau) \sin(\pi(2k+1)u),$$

$\theta_1(u)$ being the only odd elliptic theta function of modulus τ . Theta functions are represented by extremely

quickly convergent series. Now we use the transformation properties of theta functions [A, M] and check that this integral is normalized with respect to the horizontal meridian of the torus (a - cycle) and has a nontrivial period along the vertical meridian (b - cycle):

$$\eta_{pq}(u+1) - \eta_{pq}(u) = 0; \quad \eta_{pq}(u+\tau) - \eta_{pq}(u) = 2\pi i(p-q).$$

One may construct an a - normalized second kind integral with first order pole at the point p as the only singularity on the torus just differentiating the above integral η_{pq} with respect to the first pole position:

$$\omega_{2p} := -\frac{\theta_1'(u-p)}{\theta_1(u-p)} = -1/(u-p) + \text{locally holomorphic term}$$

From an explicit algebraic expression for SC integral w , one can check that the abelian differential dw has exactly two double poles interchanged by the involution $Ju = -u$ of the surface fixing its four branch points $u = 0, 1/2, \tau/2, (1+\tau)/2$. Further analysis of geometry shows that a - period of dw vanishes while its b - period is equal to $2l$. Hence, SC integral takes the appearance

$$w(u) = -\frac{l}{2\pi i} \left(\frac{\theta_1'(u-p)}{\theta_1(u-p)} + \frac{\theta_1'(u+p)}{\theta_1(u+p)} \right)$$

with pole $p \in [0, \tau/2]$ not known at the moment. The system of equations for p and τ includes also the positions of zeros $c_1 \in [0, 1/2]$ and $c_2 \in [0, 1/2] + \tau/2$ of the differential dw which correspond to the tips of the slots (fat dots in Fig. 2b). Closed system of transcendental equations with respect to four real numbers $|\tau| > 0$, $\text{Im } p \in [0, |\tau|/2]$ and $c_1, \text{Re } c_2 \in [0, 1/2]$ includes geometric parameters of the condenser and consists of four (essentially) real equations:

$$dw(c_j) = 0; \quad \text{Im } w(c_j) = h_j; \quad j = 1, 2. \quad (6)$$

By the use of the uniqueness of a normalized conformal mapping, one can show that this system has a unique solution in the above mentioned limits provided all the input numbers l, h_1, h_2 are positive. The system (6) may be solved by Newton method (with parametric continuation if necessary) – see the discussion in [B]. Summing up, to get the capacity of condenser E of Fig. 5, one solves the system of four transcendental equations (6) involving the geometrical dimensions of the condenser. One of the independent variables of the system, namely $|\tau|$ immediately gives the capacity via the formula (5).

For more involved axisymmetric rectangular condensers the scheme of the capacity calculation differs only in technical details. The SC integral which maps the half-plane to half a condenser is a hyperelliptic one. It has the explicit expression in terms of Riemann theta functions. The latter depend on the variables in the Jacobian

of the curve – multidimensional complex torus defined by the period matrix τ of the associated curve. For the curve with genus $g > 1$ the Jacobian is different from the curve itself and we need to characterize the locus of the curve inside its Jacobian [B2]. For $g > 2$ we have to characterize the locus of the hyperelliptic period matrices in the Siegel space – this is the one of the faces of the notorious Schottky problem [M].

3.2. Lauricella function Approach to the Solution of Problem

This method of capacity computation is based on using the SC integral technique [BeV1, BeV2] in combination with new results on the Lauricella function theory [Be1, Be2, Be3]. In the mentioned works the method was successfully applied to conformal mapping of a number of complex-shaped domains with highly efficient solution of parameter problem for the SC integral in crowding situation (very close location of pre-vertices).

For the sake of simplicity we describe the method in the case when the condenser \mathcal{A} is a topological annulus. As in the previous section we can conformally map half the condenser \mathcal{D} to a rectangle with the boundaries F, N being mapped to the vertical/horizontal sides respectively. The mixed boundary value problem (3) now becomes trivial and we arrive to formula (5) for the capacity of \mathcal{A} with the aspect ratio $|\tau|$ being the ratio of width of the rectangle to its height. Generalization of this construction for higher connectivity condensers may be found in [KS].

The first step toward finding of the value of $|\tau|$ is the construction of a conformal mapping of the upper half-plane \mathbb{H} onto the domain \mathcal{D} . We denote the vertices of polygonal domain \mathcal{D} by z_k , $k = 1, 2, \dots, K$, and values of angles in these vertices by $\pi \alpha_k$. We denote the pre-vertices of z_k under this mapping by $\zeta_k := \Phi^{-1}(z_k)$ and suppose, that $\zeta_1 = \infty$, $\zeta_2 = 0$, $\zeta_3 = 1$. In other words, we subject function $z = \Phi(\zeta)$ to the conditions

$$\Phi(\infty) = z_1, \quad \Phi(0) = z_2, \quad \Phi(1) = z_3, \quad (7)$$

that ensure its existence and uniqueness. So, mapping $\Phi(\zeta)$ can be presented in the form of the following SC integral:

$$\Phi(\zeta) = C_0 \int_0^\zeta \prod_{j=2}^K (t - \zeta_j)^{\alpha_j - 1} dt + z_2, \quad (8)$$

where $\zeta_2 = 0$, $\zeta_3 = 1$. Here the factor in the integrand corresponding to ζ_1 is omitted because $\zeta_1 = \infty$.

Presentation (8) contains $(K - 2)$ unknown parameters, namely, the prevertices $\zeta_4, \zeta_5, \dots, \zeta_K$ and the coefficient C_0 . For finding these parameters, we compose in conventional way [KS] the following system of $(K - 2)$ transcendental equations with $(K - 2)$ unknowns:

$$\left| C_0 \int_{\zeta_k}^{\zeta_{k+1}} \prod_{j=2}^K (t - \zeta_j)^{\alpha_j - 1} dt \right| = |z_{k+1} - z_k|, \quad k = 2, 3, \dots, K - 1. \quad (9)$$

The solution of this system is carried out, as usually, by means of the Newton method. Since this method is iterative, then for providing its efficiency the following two conditions should be fulfilled: 1) high precision computation of integrals in expression (9) ought to be performed; 2) a good initial approximation must be constructed.

For computing the integrals of interest we make use of some new results [Be1, Be2, Be3] from the theory of the Lauricella function $F_D^{(N)}$, which is a hypergeometric function of N -dimensional complex variable $\mathbf{x} := (x_1, \dots, x_N)$. The basic point is the Euler-type integral representation [E] for this function:

$$F_D^{(N)}(\mathbf{a}; b, c; \mathbf{x}) = \frac{\Gamma(c)}{\Gamma(b)\Gamma(c-b)} \int_0^1 \frac{t^{b-1} (1-t)^{c-b-1}}{\prod_{j=1}^N (1-tx_j)^{a_j}} dt, \quad (10)$$

where $\mathbf{a} := (a_1, \dots, a_N)$, b, c are parameters, $\Gamma(t)$ the gamma function. It can be easily noticed that by the use of representation (10) the integrals in (9) can be rewritten in terms of the Lauricella function. In recent works [Be1, Be2, Be3], the formulas of analytic continuation for the Lauricella function have been derived; for any point $\mathbf{x} \in \mathbb{C}^N$, these formulas give appropriate exponentially convergent series for $F_D^{(N)}(\mathbf{a}; b, c; \mathbf{x})$. Thus, we obtain high precision algorithm of computation of integrals in expression (9). So, the first condition of efficiency of Newton's method is satisfied.

For a number of elaborate domains [BeV1, BeV2], it was found a good initial approximation for system (9) of transcendental equation for parameters of the SC integral. It was made by application of the theory of conformal mapping of singularly deformed domains. The base for such application lies in the fact, that a complex-shaped domain very frequently can be considered as a singularly deformed domain of much simpler configuration, so that for the latter domain a conformal mapping can be easily constructed. The so called 'deformation parameter' also can be pointed out, and in this case, as a rule, its numerical value is small. The mentioned theory gives an asymptotics for the conformal mapping as the deformation parameter goes to zero. This asymptotics gives the required initial approximation.

Applying the described algorithm for integral computation in combination with obtained initial approximation ensures high accuracy computation of unknown parameters in representation (8). When implementing the Newton iteration process, it is necessary that at every step the approximate values ζ_j , $j = 4, \dots, K$, additionally satisfy the conditions $\zeta_{j+1} > z_j$, $j = 3, \dots, K-1$. This difficulty is indicated in [Tr80], where a method for its elimination was proposed by transition to the so-called unconstrained variables. At the same time, if the initial approximations used for the prevertices are sufficiently close to their exact values, then the indicated order conditions are satisfied. The asymptotics we used allows to construct good initial approximation, which

ensures that the order is preserved for the approximate values of the prevertices at each step of the iterative algorithm. Thus, the conformal mapping $z = \Phi(\zeta)$ is constructed. Next we find the preimages $\zeta^{(j)}$ under this mapping of four endpoints $z^{(j)}$ of two segments N (see Fig 1) enumerated in increasing order starting from the smallest $z^{(1)} := F_0 \cap N_0$.

Now we transform by a Möbius mapping the 4-tuple $(\zeta^{(1)}, \dots, \zeta^{(4)})$ to a standard form $(-1, 1, 1/k, -1/k)$ with a certain elliptic modulus $k \in (0, 1)$. It is not difficult to verify that the mapping is given by the formula

$$\frac{T(\zeta) + \sqrt{\varkappa}}{-T(\zeta) + \sqrt{\varkappa}}, \quad (11)$$

where

$$T(\zeta) = \frac{\zeta - \zeta^{(2)}}{\zeta - \zeta^{(1)}} \cdot \frac{\zeta^{(3)} - \zeta^{(1)}}{\zeta^{(3)} - \zeta^{(2)}}, \quad \varkappa = \frac{\zeta^{(4)} - \zeta^{(2)}}{\zeta^{(4)} - \zeta^{(1)}} \cdot \frac{\zeta^{(3)} - \zeta^{(1)}}{\zeta^{(3)} - \zeta^{(2)}}, \quad (12)$$

and the parameter k is given by the expression

$$k = \frac{\sqrt{\varkappa} - 1}{\sqrt{\varkappa} + 1}. \quad (13)$$

The first kind incomplete elliptic integral of the modulus $k \in (0, 1)$ maps the upper halfplane to a rectangle, with the set $(-1, 1, 1/k, -1/k)$ being mapped to its vertexes $[A]$. The aspect ratio $|\tau|$ of this rectangle is twice the ratio of complete elliptic integrals $K(k)$, $K'(k)$ of the same modulus. Expressing complete elliptic integrals in terms of the Gauss hypergeometric function $F(a, b; c; z)$ in the form $K(k) = (\pi/2)F(1/2, 1/2; 1; k^2)$ we eventually get the value of capacity

$$\text{cap}(\mathcal{A}) = \frac{F\left(\frac{1}{2}, \frac{1}{2}; 1; k^2\right)}{F\left(\frac{1}{2}, \frac{1}{2}; 1; 1 - k^2\right)}. \quad (14)$$

3.3. *hp*FEM

In this section we briefly describe the high-order p -, and hp -finite element methods (FEM). The implementation used in this paper is based on our earlier work [HRV1]. There exists an extensive literature on hp -FEM, our main references are the books by Szabo and Babuška, and Schwab, [SzBa], [Sw], respectively.

In standard h -FEM the polynomial order of approximation p is fixed and one refines the mesh with the purpose of improving accuracy. For higher-order methods there are more options. It is also possible to obtain a convergent sequence of solutions by keeping the mesh fixed but varying the order of the elemental polynomial basis (p -version). The mesh may include triangular and quadrilateral elements. However, it is not necessary to use the same polynomial basis over the whole domain. Indeed, the fundamental idea behind the hp -version is to couple mesh generation and selection of the desired elementwise polynomial order.

For a certain class of problems it can be shown that if the mesh and the elemental degrees have been set optimally, we can obtain *exponential convergence*. A geometric mesh is such that each successive layer of elements changes in size with some *geometric scaling factor* α , toward some point of interest. For planar problems the fundamental result is given as follows:

Theorem 1 ([Sw]). *Let $\Omega \subset \mathbb{R}^2$ be a polygon, v the FEM-solution, and let the weak solution u_0 be in a suitable countably normed space where the derivatives of arbitrarily high order are bounded. Then*

$$\inf_v \|u_0 - v\|_{H^1(\Omega)} \leq C \exp(-b\sqrt[3]{N}),$$

where C and b are independent of N , the number of degrees of freedom. Here v is computed on a proper geometric mesh, where the orders of individual elements depend on their originating layer, such that the highest layers have the smallest orders. The result also holds for constant polynomial degree distribution.

The choice of both h and p will have an influence on the performance and the accuracy attained. The mutual influence of these choices is hard to analyze theoretically but usually it can be seen in the results. In our experience the initial mesh or the first layer of elements has to be designed with care in order to balance the errors between the refined and non-refined parts corresponding to singularities and the smooth part of the solution, respectively. This process is explained in more detail in the following example.

3.3.1. Example

In the context of planar condensers the theory above is directly applicable. The locations of the singularities are always known a priori. We can always design the initial meshes so that geometric grading of the meshes can be carried out using a replacement rule-based approach. Notice, that standard meshing approaches based on geometric data structures such as Delaunay triangulations cannot support exponential grading. Furthermore, in our implementation we use rule-based meshing with exact arithmetic and hence can generate meshes with geometric grading down to arbitrary small element sizes. One should also notice that it is admissible to have cuts inside the domain or at the boundary. One should also notice that the replacement rules can lead to meshes with different kinds of elements in successive levels of refinement.

In Figure 3 we show an example of the mesh generation procedure. The initial mesh is laid out so that every singularity and reentrant corner is isolated, that is, the replacement rules are consistent over each element adjacent to a singularity. This is evident in the mesh after one level of refinement. If one level of refinement can be carried out successfully, it follows immediately that the refinement process can be repeated as many times as desired.

This kind of approach has a serious drawback, however. It is very difficult to modify the meshes adaptively. Of course, changing the polynomial orders is straightforward. Thus, instead of employing an adaptive algorithm

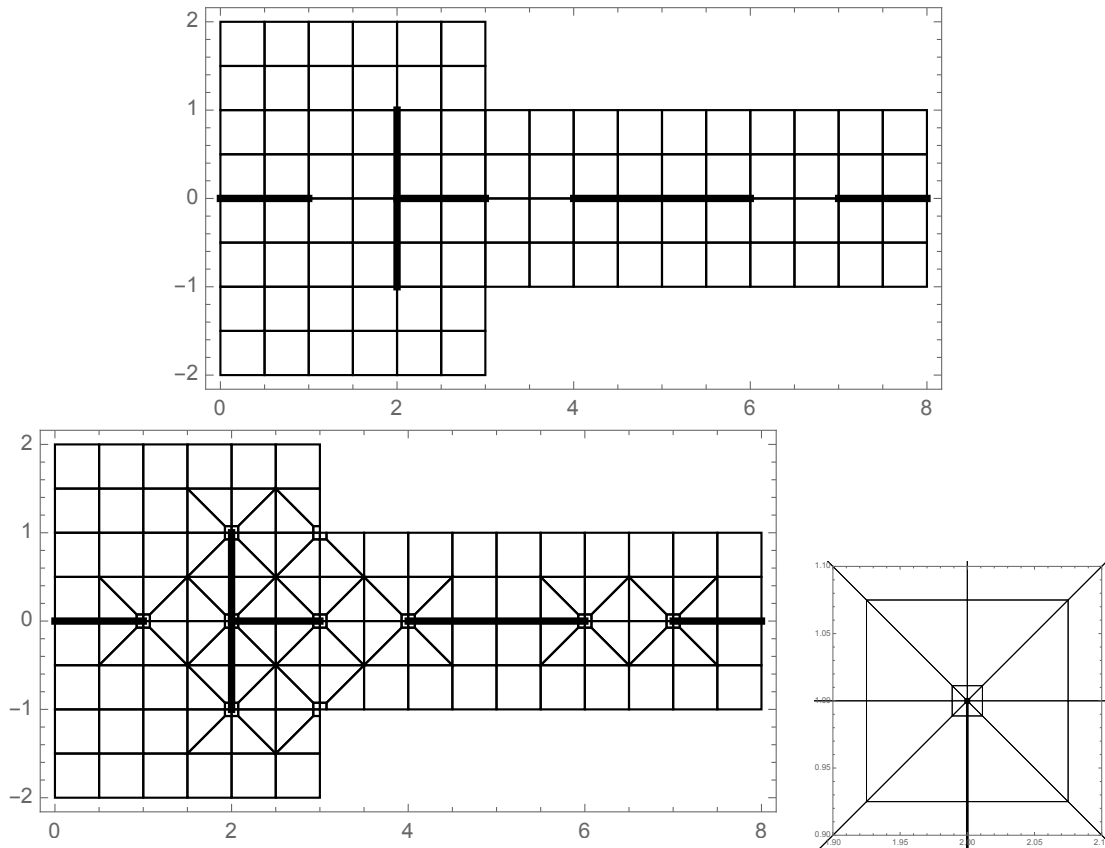


Figure 3: Mesh generation; From top counterclockwise: The initial mesh, mesh after one level of refinement, detail of the mesh around the singularity at $(2, 1)$ after 14 levels of refinement.

we have simply modified the solution scheme (p and grading) based on a posteriori error estimation. In other words, the meshing process has been adapted rather than any given mesh. The error estimation algorithm is described in [Ha17].

3.4. Boundary integral equation approach

Here we do not use the symmetry of \mathcal{A} . Denote the connected components of $\partial_s \mathcal{A}$ as Γ_j , $j = 1, 2, \dots$, and drop for a moment the explicit value of the Dirichlet boundary condition. The whole boundary will be denoted $\Gamma = \partial_0 \mathcal{A} \cup \partial_1 \mathcal{A}$. Also, we disregard the subdomains incident to only one particular boundary Γ_j , like inner/outer rectangles and inner cross in (‘swiss crosses’) Fig. 5.

There are several ways to reduce the capacity computation to integral equations, including single or double layer ansatz [PtSw], or angular potential leading to singular integral equations [KrSg]. If we define boundary

integral operators V , K , K' , W by

$$\begin{aligned} V\mu(z) &:= \int_{\Gamma} g(z - \zeta)\mu(\zeta) |d\zeta|, & K\mu(z) &:= \int_{\Gamma} \partial_{n(\zeta)} g(z - \zeta)\mu(\zeta) |d\zeta|, \\ K'\mu(z) &:= \int_{\Gamma} \partial_{n(z)} g(z - \zeta)\mu(\zeta) |d\zeta|, & W\mu(z) &:= -\partial_{n(z)} \int_{\Gamma} \partial_{n(\zeta)} g(z - \zeta)\mu(\zeta) |d\zeta|, \end{aligned} \quad (15)$$

with $g(z) = \frac{1}{2\pi} \log |z|$, then the simple layer approach implies that upon computation of the density μ , the capacity value will depend on $K'\mu$ evaluated on part of Γ , the double layer potential will involve the estimation of $W\mu$, etc. However our approach is based on the Green formula

$$V\partial_n u(z) = \frac{1}{2}u(z) + Ku(z), \quad z \in \Gamma, \quad (16)$$

which operates with densities having direct interpretation of Dirichlet or Neumann data of the harmonic function u . First, this means the simplest possible post-processing for capacity computation; second, the extraction of singular terms of densities at corner points of Γ is also simpler.

Therefore we solve the equation (16) numerically; below we specify some important details.

- We assume the contours Γ_j be piecewise-Lyapunov [V]. In the neighbourhood of a sharp corner with inner angle ω , $0 < \omega < 2\pi$, the function u can be expanded in uniformly convergent series [Gd]

$$u(r, \phi) = a_1 r^\alpha \sin(\alpha\phi) + \sum_{k=2}^{\infty} a_k r^{k\alpha} \sin(k\alpha\phi), \quad \alpha = \pi/\omega$$

which allows to extract additive singular term at mesh steps belonging to a smooth part of Γ incident to the sharp corner. For cusps, less is known, however the representation of $\partial_n u$ on the boundary in terms of the distance s from the turning point is available [MaS], e.g. for the inner cusp one has

$$\partial_{n_{\pm}} u(s) = b_0 s^{-1/2} \pm b_1 \log \frac{1}{s} \pm b_2 + O\left(s^{1/2} \log \frac{1}{s}\right),$$

which directly gives additional terms for the approximation of the solution at mesh steps near the singularity. These expansions are used to enrich the linear space of basis functions used to represent the sought density.

- We suppose that after subtraction of certain linear combination of ‘singular’ basis functions supported on smooth parts of Γ , the remaining part of density is periodic and smooth, so that if each Γ_j is parametrized by scalar $t \in [0, 2\pi[$, that part can be approximated by trigonometric functions e^{imt} with $|m| < N_j$ for some positive integer N_j .
- The right-hand side of (16) involving K acting on constant-valued Dirichlet data can be computed analytically using the sum of angles enclosing the boundary parts with account of signs of these parts (Gauss’ formula [V]).

- The action of V on ‘singular’ basis functions can be expressed using elementary functions.
- The kernel of V has an integrable singularity at each value of source parameter s where the contour Γ_j coincides with the observation point corresponding to parameter t . Were Γ_j a circle, the respective kernel would be (up to a multiplicative constant) equal to $\log |\sin(t - s)/2|$, the Symm kernel [PrSi]. Therefore for each value of t we define the solutions of equation $\Gamma_j(t) = \Gamma_j(t + \Delta s)$ and subtract from the kernel of V the shifted Symm kernel $\log |\sin(t - s + \Delta s)/2|$. Thus we obtain a smooth periodic kernel; its action on trigonometric function is approximated by rectangular quadrature rule.
- For the integral operator with Symm’s kernel, our trigonometric functions are eigenfunctions and the eigenvalues are known [PrSi].
- We use collocation at centers of mesh steps which in considered configurations can lead to linear systems with rectangular matrices since number of mesh steps M for symmetric contours is even while $\sum_j N_j$ can be odd. In this case, the resulting equations are understood in the least-square sense, and since the condition number is $O(M^2)$ [PtSw] it is better to use the preconditioner corresponding to described kernel splitting. Up to matrix orders of 10000, the number of preconditioned GMRES (or CG) iterations is between 10 and 30.

We describe briefly the post-processing step. Recall that each Γ_j belongs to either of two terminal sets $\partial_0\mathcal{A}$, $\partial_1\mathcal{A}$, and consider 2 Dirichlet problems:

$$u^{(k)}|_{\partial_j\mathcal{A}} = \delta_{kj}, \quad k, j = 1, 2. \quad (17)$$

We use the Green formula

$$\int_{\mathcal{A}} ((\nabla u)^T \nabla w + w \Delta u) \, dx dy = \int_{\partial_0\mathcal{A} \cup \partial_1\mathcal{A}} w \partial_n u \, |dz| \quad (18)$$

for u, w spanning the set $U = \{u^{(1)}, u^{(2)}, 1\}$. We see that the Dirichlet energy of $u(z) = a_1 u^{(1)}(z) + a_2 u^{(2)}(z)$ is the quadratic form

$$a^T \left[\int_{\partial_j\mathcal{A}} \partial_n u^{(k)} \, |dz| \right]_{k,j=1}^2 a, \quad a^T = [a_1 \ a_2].$$

Finally, plugging $u, w \in U$ into (18) we see that the matrix of this form is symmetric and that the vector $q = [1 \ 1]^T$ belongs to its nullspace. Therefore this matrix is $\lambda q_0 q_0^T$ where $q_0 = [1 \ -1]^T / \sqrt{2}$, so that for $u = u^{(1)} - u^{(2)}$ the charges at the terminals are $\pm\lambda$ while the potential difference is 2, hence every entry of the considered matrix (by modulus) gives the capacity of the condenser with terminals $\partial_s\mathcal{A}$, $s = 1, 2$. Therefore capacity calculation amounts to approximating the integral of the solution of (16) over a terminal.

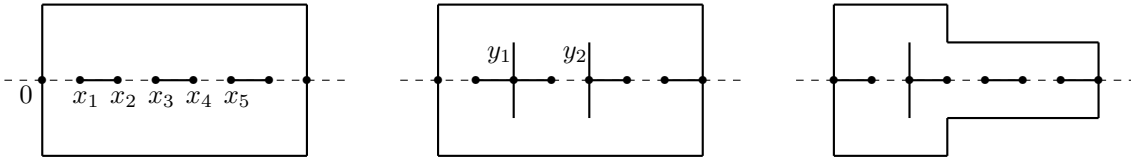


Figure 4: Condenser configurations A, B, C (left to right). Dashed line is the symmetry axis.

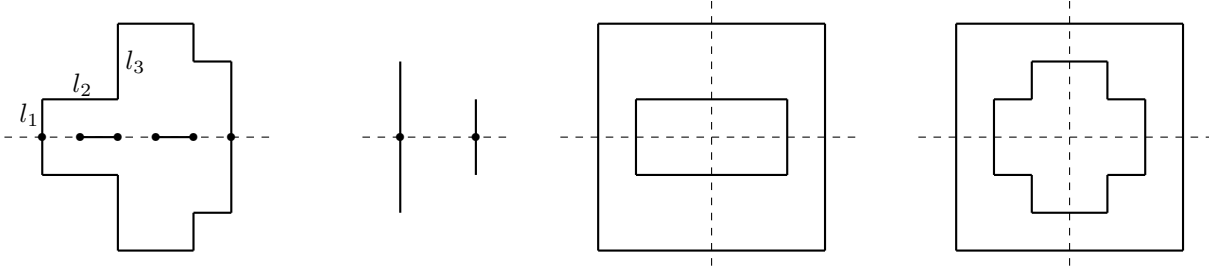


Figure 5: Condenser configurations D, E, F, G (left to right). Dashed line is the symmetry axis.

4. Numerical experiments

4.1. Condenser configurations

In this section we describe seven topological types – or configurations – of axisymmetric condensers. We designate them as A,B,..., G, as shown in Figs. 4, 5.

4.2. Dimensions of condensers and their capacities

We need a unified system for encoding the dimensions of the multiply connected polygons we mentioned above. For configurations A,B,C,D,E (see Figs. 4, 5) we first describe all significant points on the (symmetry) real axis: the endpoints of the horizontal slots, the bases of vertical slots and also the intersection points of the outer contour and the symmetry axis. Those points are distinguished in the pictures. We put all the numbers in increasing order to the array X , starting with zero (which means picture normalization). For instance, it is possible that $X = [0, 1, 2, 3, 4, 5, 6, 7]$ for configurations A,B,C of Fig. 4. For the configurations D,E of Fig. 5 the lengths of array X is 6 and 2, respectively.

Next, we have to codify the heights of the vertical cuts emanating from the real axis (left to right). We put them to the array Y , for instance in cases A and D the array Y is empty (no vertical cuts), and in cases B,C it has the length 2 and 1, respectively.

And finally we need to describe the shape of the outer contour. This can be done by specifying the lengths of the consecutive segments of the chain in the upper half plane (with the exception of the last two which give no new information), starting from the origin which we put to the left intersection point of the outer contour

with the real axis. We put the lengths to the array L . For instance, $\#L = 2$ in cases A,B, $\#L = 3$ and 4 for configurations C,D, respectively and this array is empty in case E.

For the remaining shapes F,G of Fig. 5: the concentric rectangles and the ‘swiss cross’ we describe the the inner and the outer contour in a similar manner. First separate the North-West quarter of the picture and encode the arising chains as previously. Now we have two arrays L instead of one: $L1$ for the outer contour and $L2$ for the inner one. For instance, both arrays contain two elements for the shape F, while for the shape G the first array $L1$ contains 2 elements and the second – 4.

Having adopted this system of designation, we formulate the numerical experiments and obtain the capacities in the form of the tables below.

Id.	X	L	Capacity	Id.	X	Y	L	Capacity
A1	0,1,3,4,5,6,9,11	2	9.72079120617096926	B1	0,1,2,3,5,6,7,8	2,1	3	8.86185570899657537
A2	0,2,2.5,4.5,5,6,10.5,11	1	15.8964033734093744	B2	0,1,2,3,4,5,6,7	1,1	2	8.28583441065142426
A3	0,.5,5,7.5,8,10,10.5,11	1	16.5708349921371510	B3	0,1,2,3,4,5,6,7	2,1	3	8.22274382175325185
A4	0,1,1.5,2,8,10,10.5,11	3	9.0776774351927967	B4	0,1,2,3,4,5,6,7	1,2	3	8.11029353036022815
A5	0,2,2.5,7.5,8,9,10.9,11	1	12.1642765126444534	B5	0,1,2,6,7,9,10,12	1,1	2	12.17857832040164176
A6	0,3,5,6,8,9,10,11	5	5.59517889911177450	B6	0,1,2,6,7,9,10,11	1,3	4	10.31120091451990165

Table 1: Dimensions for configuration A (left) and B (right) condenser and their capacities

Remarks 1) Computations for the above tables were made with double and sometimes quadruple precision and give consistent results for all four methods within the accuracy we guarantee. 2) Our implementation of the boundary integral equation method gave ca. 4-6 true digits for the computations with double accuracy. 3) The hp-FEM gave 13-14 true digits. 4) Configuration E ‘two slots’ was not computed with hp -FEM since it is unbounded. 5) The theta functions and BEM algorithms were implemented in FORTRAN, hp -FEM used Mathematica, Lauricella functions were computed with C++.

5. Conclusion

Condensers occur in several problems of potential theory, see Polya-Szegő [PoSz], and geometric function theory and thus many authors have studied capacities either theoretically or from pragmatic point of view. Capacity computation belongs to the area of computational potential theory. Engineering applications such as electronics, integrated circuit design often use application specific numerical approximation methods, see e.g.

<http://ieeexplore.ieee.org/abstract/document/817589/>,

or books [PoSz, SL]. While several such approximation methods exist, it is rare to find systematically tabulated and double-checked numerical values of specific condenser capacities in the current literature. Thus, taking into

Id.	Y	X	L	Capacity
C1	2	0,1,2,3,5,6,7,8	3,3,1	9.438272363758330697
C2	1	0,1,2,3,4,6,7,8	2,3,1	11.027047279861000458
C3	2	0,1,2,3,4,5,7,8	3,3,1	8.777515831134811065
C4	3	0,1,2,3,4,5,6,8	4,3,3	14.988032697667965659
C5	3	0,2,3,4,5,6,7,8	4,5,3	11.391736530234725936
C6	3	0,1,2,4,5,6,7,8	4,7,2	9.282399749809620850

Table 2: Dimensions for configuration C condenser with corresponding capacities

Id.	X	L	Capacity	Id.	Y	Capacity
D1	0,1,3,4,5,8	2,3,2,2,3	6.298067056123278293	E1	1,2	1.56994325474948999
D2	0,2,3,4,7,8	2,3,2,2,3	8.994834022659064427	E2	2,2	1.87306699654806386
D3	0,4,5,6,7,8	2,3,2,2,3	6.450372178406949499	E3	3,2	2.08203777712328096
D4	0,1,3,5,7,8	2,3,3,2,3	7.438309246517998359	E4	4,2	2.23259828277206300
D5	0,1,3,4,5,8	2,5,1,2,1	5.801923089413399328	E5	5,2	2.34158897620030515
D6	0,1,3,6,7,8	2,3,4,2,5	7.753127034648571466	E6	3,3	2.35241226225174034

Table 3: Dimensions for configuration D condenser (left) and E condenser ‘two vertical slots’ (right) with $X = [0, 5]$ and their capacities

account the needs of various application areas and the currently available computer facilities, there is a lot of room for further research in computational potential theory.

The uncertainty principle applied to the numerical methods divides the latter very roughly into two groups: ‘more flexible’ and ‘more accurate’. The first group has more real life applications and the second may be used to validate, verify, tune in and calibrate first group methods. The goal of this paper is to compute the capacities for a wide set of 42 axially symmetric planar condensers by two independent high precision analytical computational methods. One of those uses Lauricella function, the generalization of hypergeometric one; the other employs (multidimensional) theta functions introduced by Jacobi, Rosenhein, Goepfel and Riemann. Having done this we analyze the performance of more traditional computational approaches – *hp-Finite Element Method* [HRV1, HRV2, HRV3] and *Boundary Integral Equations Method*. All these methods have been previously reported and tested in the literature.

In this paper we have used the simplest concept of capacity which comes from physics or electrical engineering as a factor relating the voltage of the condenser to the electrical charge on its plates. This concept delivers a variety of mathematically significant problems. Other settings also deserve further investigation:

Capacity matrix. Given a multiply connected domain \mathcal{A} in the Riemann sphere with a ‘good’ boundary, one can apply locally constant voltage to all its boundary components. The arising electric potential is merely a harmonic function $u(z)$ with locally constant boundary values. The Dirichlet integral of this function calculated over the domain becomes a quadratic form of the values of the potential at the boundary components. The

Id.	L1	L2	Capacity	Id.	L1	L2	Capacity
F1	3,4	1,1	5.6327570222823258486	G1	4, 5	1,2,1,1	9.578338769355109451
F2	3,4	.3,3	8.5383099064779181521	G2	4, 4	1,2,2,1	16.076240045355723868
F3	3,4	2,.1	5.7845537023572573861	G3	5, 4	1,2,2,1	13.192681030463681933
F4	1,4	.5,3	28.5499438953187884	G4	4, 6	1,3,2,1	14.350501722644794417
F5	2,5	1,4	22.234504016933507380	G5	4, 5	1,3,2,1	17.116438880060405780
F6	2,7	1.5,.2	7.6417584869737709307	G6	4, 6	1,3,2,2	21.116597096285347718

Table 4: Dimensions for configuration F condenser ‘concentric rectangles’ (left) and G: ‘swiss cross’ (right) and their capacities

matrix of this quadratic form is called the capacity matrix. It has the function theoretic meaning [Bt] as the period matrix of M-curve, the double of the planar domain \mathcal{A} . In particular, it is symmetric and diagonally dominant.

Logarithmic capacity. In case the domain \mathcal{A} contains the infinity inside, one can consider its Green’s function. Namely, the harmonic function with logarithmic singularity at infinity and vanishing at the boundary of \mathcal{A} . The constant term in the decomposition of the Green’s function gives the log capacity $C(\mathcal{A})$ of \mathcal{A} : $G(z) = \log(|z|) - \log(C(\mathcal{A})) + o(1)$, $z \rightarrow \infty$.

References

References

- [ABR] S. AXLER, P. BOURDON, AND W. RAMEY, Harmonic Function Theory. 2nd ed., Springer, 2001.
- [AB] L.V. AHLFORS AND A. BEURLING, Conformal invariants and function theoretic null sets. Acta Math. 83 (1950), 101–129.
- [AC] J. ALBRECHT AND L. COLLATZ, EDS., Numerical Treatment of Integral Equations, Birkhäuser, Basel, 1980.
- [AVV] G. D. ANDERSON, M. K. VAMANAMURTHY, AND M. VUORINEN, Conformal invariants, inequalities and quasi-conformal maps. Wiley, 1997.
- [Ah] L. V. AHLFORS, Conformal invariants: Topics in Geometric Function Theory. McGraw-Hill, New York, 1973.
- [A] N. I. AKHIEZER, Elements of the theory of elliptic functions. AMS, Providence, RI, 1990.
- [B] A. B. BOGATYRĚV, The conformal mapping of rectangular heptagons. Sb. Math. 203 (2012), no. 11-12, 1715–1735.
- [B2] A. B. BOGATYRĚV, Image of Abel-Jacobi map for hyperelliptic genus 3 and 4 curves // Journal Approx. Theory, 191 (2015), 38–45.
- [BG1] A. B. BOGATYRĚV AND O. A. GRIGOR’EV, Closed formula for the capacity of several aligned segments, Proceedings of Steklov Inst., 298 (2017), 67–74.
- [BG2] A. B. BOGATYRĚV AND O. A. GRIGOR’EV, Conformal mapping of rectangular heptagons II, Published online in Comp. Meth. Func. Theory, DOI:10.1007/s40315-017-0217-z, arXiv:1612.01127.
- [Bt] A. B. BOGATYREV, Real meromorphic differentials: A language for describing meron configurations in planar magnetic nanoelements // Theor. and Math. Phys., 193:1 (2017), 1547–1559; arXiv: 1610.04984.

- [BSV] D. BETSAKOS, K. SAMUELSSON, AND M. VUORINEN, The computation of capacity of planar condensers. *Publ. Inst. Math. (Beograd) (N.S.)* 75(89) (2004), 233–252.
- [Be1] S. I. BEZRODNYKH, Analytic continuation formulas and Jacobi–type relations for Lauricella function. *Dokl. Math.* 93 (2016), no. 2, 129–134.
- [Be2] S. I. BEZRODNYKH, On the analytic continuation of the Lauricella function $F_D^{(N)}$. *Math. Notes.* 100 (2016), no. 1–2, 318–324.
- [Be3] S.I. BEZRODNYKH, Lauricella hypergeometric function $F_D^{(N)}$, the Riemann–Hilbert problem and some applications// *Russian Mathematical Surveys.* 73 (2018), no. 6, 941–1031.
- [BeV1] S.I. BEZRODNYKH, V.I. VLASOV, The Riemann–Hilbert problem in a complicated domain for the model of magnetic reconnection in plasma. *Comput. Math. Math. Phys.* 42 (2002), no 3, 263–298.
- [BeV2] S.I. BEZRODNYKH, V.I. VLASOV, Singular Riemann–Hilbert problem in complex-shaped domains. *Comput. Math. Math. Phys.* 54 (2014), no 12, 1826–1875.
- [Bo] F. BOSSHARD, Die Konstruktion konformer Abbildungen mit der Methode der finiten Elemente, Dissertation, Zürich, 1980.
- [CWLH] S. N. CHANDLER-WILDE, J. LEVESLEY, AND D. M. HOUGH, Evaluation of a boundary integral representation for the conformal mapping of the unit disk onto a simply-connected domain, *Adv. Compt. Math.* 3 (1995), 115–135.
- [Cr] D. CROWDY, The Schwarz–Christoffel mapping to bounded multiply connected polygonal domains, *Proc. R. Soc. Lond. Ser. A Math. Phys. Eng.Sci.* 461. (2005) 2653–2678.
- [DrT] T. A. DRISCOLL AND L. N. TREFETHEN, Schwarz–Christoffel mapping. Cambridge University Press, 2002.
- [Da] H. DAEPPEN, Die Schwarz-Christoffel-Abbildung für zweifach zusammenhängende Gebiete mit Anwendungen. Ph.D. thesis, E.T.H., Zürich, 1988.
- [DeK] T.K. DELILLO, E.H. KROPF, Numerical computation of the Schwarz–Christoffel transformation for multiply connected domains, *SIAM J. Sci. Comput.* 33 (2011) 1369–1394.
- [DeEK] T. DELILLO, A. ELCRAT, AND E. KROPF, Calculation of resistances for multiply connected domains using Schwarz-Christoffel transformations, *Comput. Methods Funct. Theory*, 11 (2011), 725-745.
- [Dr] T.A. DRISCOLL, Schwarz–Christoffel toolbox for MATLAB, <http://www.math.udel.edu/~driscoll/SC/>
- [Du] V. N. DUBININ, Condenser Capacities and Symmetrization in Geometric Function Theory, Birkhäuser, 2014.
- [E] H. EXTON, Multiple hypergeometric functions and application. J. Wiley & Sons, New York, 1976.
- [ET] M. EMBREE AND L. N. TREFETHEN, Green’s functions for multiply connected domains via conformal mapping, *SIAM Review*, 41 (1999), 721-744.
- [Ga64] D. GAIER, Konstruktive Methoden der konformen Abbildung. Springer-Verlag, 1964.
- [Ga72] D. GAIER, Ermittlung des konformen Moduls von Vierecken mit Differenzenmethoden. *Numer. Math.* 19 (1972) 179-194.
- [Ga95] D. GAIER, Conformal modules and their computation. In: *Computational Methods and Functional Theory (CMFT’94)*. Eds.: R.M.Ali et al. World Scientific, 1995. 159–171.
- [GaH] D. GAIER, W.K. HAYMAN, On the computation of modules of long quadrilaterals. *Constr. Approx.* 7 (1991), 459–467.
- [Gd] P. GRISVARD, Elliptic Problems in Nonsmooth Domains. Pitman Publ. Ltd., London, 1985. 410pp.

- [Gr] O. A. GRIGORIEV, Numerical-analytical method for conformal mapping of polygons with six right angles, *Comp. Math. Math. Phys.*, 53:10, 1629–1638 (2013)
- [HKW] G. C. HSIAO, P. KOPP, AND W. L. WENDLAND, A Galerkin collocation method for some integral equations of the first kind, *Computing* 25 (1980), 89–130.
- [HLCW] D. M. HOUGH, J. LEVESLEY, AND S. N. CHANDLER–WILDE, Numerical conformal mapping via Chebyshev weighted solutions of Symm’s integral equation, *J. Comput. Appl. Math.* 46 (1993), 29–48.
- [HPS] J. HERSCH, A. PFLUGER, A. SCHOPF, Über ein simultanes Differenzenverfahren zur Abschätzung der Torsionsteifigkeit und der Kapazität nach beiden Seiten, *Z. Angew. Math. Physik.* 7 (1956), 89–113.
- [HP] D. M. HOUGH AND N. PAPAMICHAEL, The use of splines and singular functions in an integral equation method for conformal mapping, *Numer. Math.* 37 (1981), 133–147.
- [HRV1] H. HAKULA, A. RASILA AND M. VUORINEN, On moduli of rings and quadrilaterals: algorithms and experiments. *SIAM Sci. Comput.* 33 (2011), no. 1, 279–302.
- [HRV2] H. HAKULA, A. RASILA AND M. VUORINEN, Computation of exterior moduli of quadrilaterals. *Electron. Trans. Numer. Anal.* 40 (2013), 436–451.
- [HRV3] H. HAKULA, A. RASILA, AND M. VUORINEN, Conformal modulus on domains with strong singularities and cusps.- *Electron. Trans. Numer. Anal.* 48, 462–478, 2018, DOI: 10.1553/etna_vol48s462, arXiv:1501.06765[math.NA]
- [H] D. M. HOUGH, Jacobi polynomial solutions of first kind integral equations for numerical conformal mapping. *J. Comput. Appl. Math.* 13 (1985) 359–369.
- [HaM] H. HARA AND H. MIZUMOTO, Determination of the modulus of quadrilaterals by finite element methods. *J. Math. Soc. Japan.* 42 (1990), 295–326.
- [Ha17] H. HAKULA, M. NEILAN, AND J. S. OVALL, A Posteriori Estimates Using Auxiliary Subspace Techniques, *J. Sci. Comp.* 72 (1), 2017, 97–127.
- [He] P. HENRICI, *Applied and computational complex analysis. Vol. 3.* Wiley Classics Library, 1993.
- [HoT] L. H. HOWELL AND L.N. TREFETHEN, A modified Schwarz–Christoffel transformation for elongated regions. *SIAM J. Sci. Stat. Comp.* 11 (1990), 928–949.
- [Hu] C. HU, A software package for computing Schwarz–Christoffel conformal transformation for doubly connected regions. *ACM Trans. Math. Soft.* 24 (1998), 317–333.
- [Hyv] N. HYVÖNEN, Complete electrode model of electrical impedance tomography: approximation properties and characterization of inclusions. *SIAM J. Appl. Math.* 64 (2004), 902–931.
- [JS] M.A. JASWON, G.T. SYMM, *Integral equation methods in potential theory and elastostatics.* London: Academic Press, 1977.
- [Kir] KIRSCH, SIEGFRIED, Transfinite diameter, Chebyshev constant and capacity. *Handbook of complex analysis: geometric function theory. Vol. 2,* 243–308, Elsevier Sci. B. V., Amsterdam, 2005.
- [KS] W. VON KOPPENFELS AND F. STALLMAN, *Praxis der konformen Abbildung.* Springer-Verlag, 1959.
- [KrSg] P. A. KRUTITSKII, A. I. SGIBNEV, The method of integral equations in the generalized jump problem for the Laplace equation outside cuts on the plane. *Differ. Equ.* 38 (2002), no. 9, 1277–1292.
- [Ku] R. KÜHNAU, (Ed.) *Handbook of Complex Analysis: Geometric Function Theory. Vol. 2.* Amsterdam: North Holland/Elsevier, 2005.
- [Ky] P.K. KYTHE, *Computational conformal mapping.* Birkhäuser, 1998.

- [LHCW] J. LEVESLEY, D. M. HOUGH, AND S. N. CHANDLER-WILDE, A Chebyshev collocation method for solving Symm's integral equation for conformal mapping: a partial error analysis, *IMA J. Numer. Anal.* 14 (1994), 57–79.
- [LL] P.A.A. LAURA, L.E. LUISONI, An application of conformal mapping to the determination of the characteristic impedance of a class of coaxial systems. *IEEE Trans MTT.* 25 (1977), 162–164.
- [LPS] D. LEVIN, N. PAPAMICHAEL, A. SIDERIDIS, The Bergman kernel method for numerical conformal mapping of simply connected domains. *J. Inst. Math. Appl.* 22 (1978), 171–187.
- [LSN] J. LIESEN, O. SÈTE AND M. M.S. NASSER, Fast and accurate computation of the logarithmic capacity of compact sets, *Comp. Methods and Function Theory* Dec. 2017, Vol17, Issue 4, 689–713. arXiv:1507.05793[math.NA]
- [L] R.I. LAUGESEN, Extremal problems involving logarithmic and Green capacity. *Duke Math. J.* 70 (1993), 445–480.
- [MSS] V. V. MAYMESKUL, E. B. SAFF, AND N. S. STYLIANOPULOS, L^2 -Approximations of power and logarithmic functions with applications to numerical conformal mapping. *Numer. Math.* 91 (2002), 503–542.
- [Mi] H. MIZUMOTO, An application of Green's formula of a discrete function: Determination of periodicity moduli I, II. *Kodai Math. Sem. Rep.* 22 (1970), 244–249.
- [M] D. MUMFORD, *Tata lectures on Theta*. Vol. I–II, Springer, 1983.
- [MaS] V. G. MAZYA, A. A. SOLOVIEV, On an integral equation for the Dirichlet problem in a plane domain with cusps on the boundary. *Math. USSR Sb.* 68 (1991), no. 1, 61–83.
- [O67] G. OPFER, Untere, beliebig verbesserbare Schranken für den Modul eines zweifach zusammenhängenden Gebietes mit Hilfe von Differenzenverfahren, *Dissertation, Hamburg*, 1967.
- [P03] N. PAPAMICHAEL, Dieter Gaier's contribution to conformal mapping. *Comp. Meth. Funct. Theory.* 3 (2003) 1–53.
- [P89] N. PAPAMICHAEL, Numerical conformal mapping onto a rectangle with application to the solution of Laplace problems. *J. Comput. Appl. Math.* 28 (1989), 63–83.
- [PPSS] N. PAPAMICHAEL, I. E. PRITSKER, E. B. SAFF, AND N. STYLIANOPOULOS, Approximation of conformal mappings of annular regions. *Numer. Math.* 76 (1997), 489–513.
- [PS] N. PAPAMICHAEL AND N. STYLIANOPOULOS, *Numerical conformal mapping. Domain decomposition and the mapping of quadrilaterals*. World Scientific Publishing Co. Pte. Ltd., Hackensack, NJ, 2010. xii+229 pp.
- [PWH] N. PAPAMICHAEL, M. K. WARBY, AND D.M. HOUGH, The treatment of corner and pole-type singularities in numerical conformal mapping technique. *J. Comp. Appl. Math.* 14 (1986), 163–191.
- [PtSw] T. VON PETERSDORFF, C. SCHWAB, Wavelet approximations for the first kind boundary integral equations on polygons. *Numer. Math.* 74 (1996), no. 4, 479–516.
- [PrSi] S. PRÖSSDORF, B. SILBERMANN, *Numerical analysis for integral and related operator equations*. Birkhäuser, Basel, 1991.
- [PoSz] G. POLYA AND G. SZEGÖ, *Isoperimetric inequalities in mathematical physics*. Princeton, Univ. Press, 1951.
- [RC] G.J. ROGERS, G.K. CABELL, The piece-by-piece solution of elliptic boundary value problems. *J. Phys. D: Appl. Phys.* 8 (1975), 1615–1623.
- [RRR] Q. RAJON, TH. RANSFORD AND J. ROSTAND, Computation of capacity via quadratic programming. *J. Math. Pures Appl.* (9) 94 (2010), no. 4, 398–413.
- [RSSV] ST. RUSCHEWEYH, E. B. SAFF, L. C. SALINAS, AND R. S. VARGA (EDS.), *Computational Methods and Function Theory, Lecture Notes in Mathematics*, Springer-Verlag, Berlin, 1990.
- [Rei] L. REICHEL, A fast method for solving certain integral equations of the 1st kind with application to conformal mapping, *J. Comput. Appl. Math.* 14 (1986) no. 1–2, 125–142.

- [SK] A. SEIDL, H. KLOSE, Numerical conformal mapping of a towel-shaped region onto a rectangle. *SIAM J. Sci. Stat. Comput.* 6 (1985), 833–842.
- [SL] R. SCHINZINGER AND P.A.A. LAURA Conformal mapping. Methods and applications. Dover Publ., 2003.
- [SM] E. SHARON, D. MUMFORD, 2D-Shape analysis using conformal mapping. *Intern. J. Computer Vision.* 70 (2006), No. 1, DOI:10.1007/s11263-006-6121-z.
- [Sw] CH. SCHWAB, p - and hp -Finite Element Methods, Oxford University Press, 1998.
- [SzBa] B. SZABO AND I. BABUŠKA, Finite Element Analysis, Wiley, 1991.
- [TG] T. THEODORSEN, I.E. GARRICK, General potential theory of arbitrary wing sections. *NACA Rep.* 452 (1933).
- [THG] A. TIWARYA, C. HUA AND S. GHOSH, Numerical conformal mapping method based on Voronoi cell finite element model for analyzing microstructures with irregular heterogeneities, *Fin. Elem. Anal. Design* 43 (6–7) (2007), 504–520.
- [TiC] J.C. TIPPET, D.C. CHANG, Radiation characteristics of electrically small devices in a FEM transmission cell. *IEEE Transactions on Electromagnetic Compatibility.* 18 (1976), No. 4, 134–140.
- [Tr80] L.N.TREFETHEN, Numerical computation of the Schwarz–Christoffel transformation, *SIAM J. Sci. Stat. Comput.*, 1 (1980), 82–102.
- [Tr86] L. N. TREFETHEN, Ed., Numerical conformal mapping. North–Holland, Amsterdam, 1986.
- [Tr] L. N.TREFETHEN, Analysis and design of polygonal resistors by conformal mapping. *J. Appl. Math. Phys. (ZAMP).* 35 (1984) 692–704.
- [Ts] M. TSUJI, Potential Theory in Modern Function Theory, Tokyo, 1959.
- [V] V. S. VLADIMIROV, Equations of Mathematical Physics. Marcel Dekker, 1971. 464pp.
- [W79] J. WEISEL, Lösung singulärer Variationsprobleme durch die Verfahren von Ritz und Galerkin mit finiten Elementen. *Anwendungen in der konformen Abbildung. Mitt. Math. Sem. Giessen.* 138 (1979), 1–150.
- [Y] Y. YAN, The collocation method for first-kind boundary integral equations on polygonal regions, *Math. Comp.* 54 (1990), 139–154.