

# Graph2Seq: Graph to Sequence Learning with Attention-based Neural Networks

Kun Xu <sup>\*1</sup>, Lingfei Wu <sup>†1</sup>, Zhiguo Wang<sup>1</sup>, and Vadim Sheinin<sup>1</sup>

<sup>1</sup>IBM Research, IBM T. J. Watson Research Center

December 1, 2018

## Abstract

Celebrated *Sequence to Sequence learning (Seq2Seq)* and its fruitful variants are powerful models to achieve excellent performance on the tasks that map sequences to sequences. However, these are many machine learning tasks with inputs naturally represented in a form of graphs, which imposes significant challenges to existing Seq2Seq models for lossless conversion from its graph form to the sequence. In this work, we present a general end-to-end approach to map the input graph to a sequence of vectors, and then another attention-based LSTM to decode the target sequence from these vectors. Specifically, to address inevitable information loss for data conversion, we introduce a novel graph-to-sequence neural network model that follows the encoder-decoder architecture. Our method first uses an improved graph-based neural network to generate the node and graph embeddings by a novel aggregation strategy to incorporate the edge direction information into the node embeddings. We also propose an attention based mechanism that aligns node embeddings and decoding sequence to better cope with large graphs. Experimental results on bAbI task, Shortest Path Task and Natural Language Generation Task demonstrate that our model achieves the state-of-the-art performance and significantly outperforms other baselines. We also show that with the proposed aggregation strategy, our proposed model is able to quickly converge to good performance.

## 1 Introduction

Graph-structured data appears frequently in domains including chemistry, natural language semantics, social networks and knowledge bases, and there are many practical applications such as Natural Language Generation (NLG) [18], Sports News Summarization [25] and Automated Theorem Proving [12] building on those data. In this paper, we focus on one specific application that could be viewed as graph-to-sequence (Graph2Seq) problems, that is, taking graph-structured data as inputs and producing sequence outputs. For example, one task in NLG applications is to translate a graph-structured semantic representation such as Abstract Meaning Representation (AMR) [2] to a text expressing its meaning. Inspired

---

<sup>\*</sup>Both authors contributed equally to this work. Corresponding author: kun.xu1@us.ibm.com

<sup>†</sup>Both authors contributed equally to this work. Corresponding author: wuli@us.ibm.com

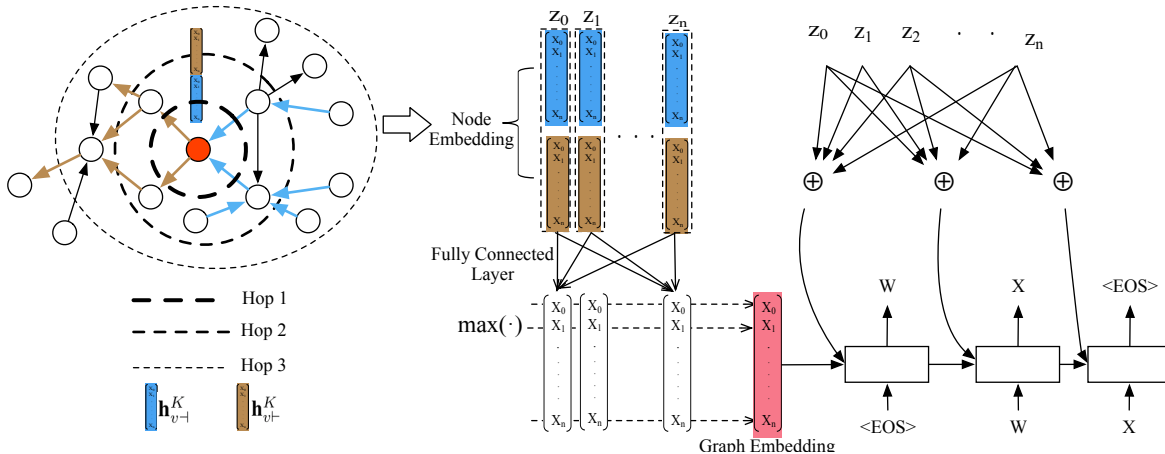


Figure 1: The framework of Graph2Seq model. The left part illustrates the embedding generation for the *red* node. The blue/brown arrows represent the information propagation from backward/forward direction to *red* node. The right part illustrates the attention based sequence decoding.

by recent success of Seq2Seq models in many tasks such as machine translation [21], speech recognition [5], previous works on Graph2Seq problems focus on exploring proper ways to transform these graph-structured inputs into the sequential form, thus converting this problem to a Seq2Seq problem. However, existing Seq2Seq models did not perform as well as we expected since the input data are naturally represented in the graph structure, they will inevitably suffer from significant information loss when converted to a sequence. Intuitively, an ideal solution should be developing a Graph2Seq model to directly map graph-structured inputs to sequences, which is also exactly the motivation of this paper.

One recent work related to our goal is [14] which proposes a gated recurrent neural network to learn the graph representation. To produce a sequence output, they use the learned graph representation at each step to perform a single step prediction consecutively. There are two potential issues with their approach: first, the graph encoder needs to be able to compress all the necessary information of a graph into a fixed-length vector since their model performs each single step prediction only based on the graph embedding, which makes it difficult for the neural network to cope with large graphs; second, the node embeddings may also retain useful information for the prediction, and disregarding such critical information may hurt the performance.

To address this, we propose an attention based Graph2Seq model which follows the conventional encoder-decoder architecture, including two main components, i.e., a graph encoder and a sequence decoder. The graph encoder neural network is expected to generate both the graph embedding and the node embeddings. To achieve this, we propose an inductive graph-based neural network to learn node embeddings based on node features (e.g., text attributes, node degrees). Specifically, we train a set of aggregation functions to learn to aggregate feature information from a node’s neighborhood. Each aggregator function aggregates information from a different number of hops away from a given node. Moreover, unlike previous graph representation learning model [11] that works on undirected graphs,

our model is designed towards directed graphs which are more complicated since we need to encode the edge direction information into the node embedding. For this purpose, we classify the neighbors of a node according to the edge direction, saying  $v$ , into two classes, i.e., forward nodes ( $v$  directs to) and backward nodes (direct to  $v$ ). We apply two distinct aggregators to aggregate the information of these two types of nodes, resulting two representations. The node embedding is then generated by concatenating these two representations.

On the decoding side, our decoder takes the graph embedding as its initial hidden state, and each time it performs a prediction, it searches for a set of nodes in the source graph where the most relevant information is concentrated. Then the model predicts based on the context vectors associated with these nodes and all the previous predictions. This frees our model from having to squash all the information of a source graph into a fixed vector. We will show this attention strategy allows our model to better cope with larger graphs.

We evaluate our model on bAbI tasks [24], Shortest Path Task and Natural Language Generation Task. Experimental results on the benchmark datasets show that our proposed model achieves the state-of-the-art performances on three tasks, significantly outperforming the baselines. And we also show that by utilizing our proposed aggregation strategy in the node embedding generation, the model can achieve the best performance with less propagation iterations, making our model more efficient in practice. We highlight three main contributions of this paper as follows:

- We propose a new general Graph2Seq model to map a graph-structured input to a sequence output.
- We propose a novel aggregation strategy to learn the node embedding on directed graphs. We also introduce an attention mechanism to learn the alignment between nodes and sequence to better cope with large graphs.
- Experimental results show that our model achieves the state-of-the-art performance in multiple graph-to-sequence tasks and significantly outperforms existing Seq2Seq and Graph2Seq models.

## 2 Graph-to-Sequence Model

As shown in Figure 1, our proposed graph-to-sequence model includes a graph encoder, a sequence decoder, and a node attention mechanism. Following the conventional encoder-decoder architecture, our graph encoder first generates the node embeddings, and then construct the graph embeddings based on the learned node embeddings. Consecutively, our sequence decoder takes both the graph embeddings and node embeddings as input and employs the attention over the node embeddings from the encode side to generate the sequences. In this section, we first present the node embedding generation algorithm which derives the node embeddings by aggregating the neighborhood information of a node in a graph. Upon on the node embeddings, we further propose two types of methods to generate the graph embeddings to capture the whole graph information.

---

**Algorithm 1** Node embedding generation algorithm

---

**Input:** Graph  $\mathcal{G}(\mathcal{V}, \mathcal{E})$ ; node initial feature vector  $\mathbf{a}_v, \forall v \in \mathcal{V}$ ; hops  $K$ ; weight matrices  $\mathbf{W}^k, \forall k \in \{1, \dots, K\}$ ; non-linearity  $\sigma$ ; aggregator functions  $\text{AGGREGATE}_k^+, \text{AGGREGATE}_k^-, \forall k \in \{1, \dots, K\}$ ; neighborhood functions  $\mathcal{N}_+, \mathcal{N}_-$

**Output:** Vector representations  $\mathbf{z}_v$  for all  $v \in \mathcal{V}$

- 1:  $\mathbf{h}_{v+}^0 \leftarrow \mathbf{a}_v, \forall v \in \mathcal{V}$
  - 2:  $\mathbf{h}_{v-}^0 \leftarrow \mathbf{a}_v, \forall v \in \mathcal{V}$
  - 3: **for all**  $k = 1 \dots K$  **do**
  - 4:   **for all**  $v \in \mathcal{V}$  **do**
  - 5:      $\mathbf{h}_{\mathcal{N}_+(v)}^k \leftarrow \text{AGGREGATE}_k^+(\{\mathbf{h}_{u+}^{k-1}, \forall u \in \mathcal{N}_+(v)\})$
  - 6:      $\mathbf{h}_{v+}^k \leftarrow \sigma(\mathbf{W}^k \cdot \text{CONCAT}(\mathbf{h}_{v+}^{k-1}, \mathbf{h}_{\mathcal{N}_+(v)}^k))$
  - 7:      $\mathbf{h}_{\mathcal{N}_-(v)}^k \leftarrow \text{AGGREGATE}_k^-(\{\mathbf{h}_{u-}^{k-1}, \forall u \in \mathcal{N}_-(v)\})$
  - 8:      $\mathbf{h}_{v-}^k \leftarrow \sigma(\mathbf{W}^k \cdot \text{CONCAT}(\mathbf{h}_{v-}^{k-1}, \mathbf{h}_{\mathcal{N}_-(v)}^k))$
  - 9:   **end for**
  - 10: **end for**
  - 11:  $\mathbf{z}_v \leftarrow \text{CONCAT}(\mathbf{h}_{v+}^K, \mathbf{h}_{v-}^K), \forall v \in \mathcal{V}$
- 

## 2.1 Node Embedding Generation

Our node embedding algorithm is inspired from [11] which generates node embeddings by aggregating information from a node’s local neighborhood within  $K$  hop. Specifically, we learn  $2K$  aggregator functions (denoted as  $\text{AGGREGATE}_k^+$  and  $\text{AGGREGATE}_k^-, \forall k \in \{1, \dots, K\}$ ) to aggregate information from node neighbors. In particular, for a node  $v$ , we classify the neighbors of  $v$  into two classes, i.e., the **forward** nodes that  $v$  directs to (denoted as  $\mathcal{N}_+(v)$ ) and the **backward** nodes that direct to  $v$  (denoted as  $\mathcal{N}_-(v)$ ). To generate the embedding for node  $v$ , we use  $\text{AGGREGATE}_k^+$  and  $\text{AGGREGATE}_k^-$  to aggregate the information of  $\mathcal{N}_+(v)$  and  $\mathcal{N}_-(v)$ , respectively. Meanwhile, we use a set of weight matrices  $\mathbf{W}^k, \forall k \in \{1, \dots, K\}$  to propagate information between different hops.

Algorithm 1 describes the embedding generation process where the entire graph  $\mathcal{G} = (\mathcal{V}, \mathcal{E})$  and initial feature vectors for all nodes  $\mathbf{a}_v, \forall v \in \mathcal{V}$ , are provided as input. Note that, in some tasks, we can add one more neural network layer such as LSTM layer in our model to generate  $\mathbf{a}_v$  from the  $v$ ’s text attributes. Here  $k$  denotes the current hop in the outer loop. The  $\mathbf{h}_{v+}^k$  denotes node  $v$ ’s **forward** representation which aggregates the information of nodes in  $\mathcal{N}_+(v)$ . Similarly, the  $\mathbf{h}_{v-}^k$  denotes node  $v$ ’s **backward** representation which is generated by aggregating the information of nodes in  $\mathcal{N}_-(v)$ . Each step in the outer loop of Algorithm 1 proceeds as follows. First, each node  $v \in \mathcal{V}$  in a graph aggregates the forward representations of the nodes in its immediate neighborhood,  $\{\mathbf{h}_{u+}^{k-1}, \forall u \in \mathcal{N}_+(v)\}$ , into a single vector  $\mathbf{h}_{\mathcal{N}_+(v)}^k$  (line 5). Note that this aggregation step depends on the representations generated at the previous iteration of the outer loop (i.e.,  $k - 1$ ), and the  $k = 0$  forward representations are defined as the input node feature vector. After aggregating the neighboring feature vectors, we concatenate the node’s current forward representation  $\mathbf{h}_{v+}^{k-1}$  with the aggregated neighborhood vector  $\mathbf{h}_{\mathcal{N}_+(v)}^k$ . Then this concatenated vector is fed through a fully connected layer with nonlinear activation function  $\sigma$ , which updates the forward representation of the current node to be used at the next step of the algorithm (line 6). We apply similar process to generate the backward representations of the nodes (line 7, 8). Finally, the representation of each node  $\mathbf{z}_v$  is the concatenation of the forward representation (i.e.,  $\mathbf{h}_{v+}^K$ ) and the backward representation

(i.e.,  $\mathbf{h}_{v-1}^K$ ) at the last iteration  $K$ .

## 2.2 Aggregator Architectures

Since a node’s neighbors have no natural ordering, the aggregator function in Algorithm 1 would be invariant to permutations of its inputs which ensures that our neural network model can be trained and applied to arbitrarily ordered node neighborhood feature sets. In practice, we examined three aggregator functions:

**Mean aggregator.** This aggregator function is essentially the mean operator which takes the element-wise mean of the vectors in  $\{\mathbf{h}_{u-}^{k-1}, \forall u \in \mathcal{N}_-(v)\}$  and  $\{\mathbf{h}_{u+}^{k-1}, \forall u \in \mathcal{N}_+(v)\}$ .

**LSTM aggregator.** Similar to [11], we also examined a more complex aggregator based on an Long Short Term Memory (LSTM) architecture. Note that, LSTMs are not inherently symmetric since they process their inputs in a sequential manner. We utilize LSTMs to operate on an unordered set by simply applying the LSTMs to a random permutation of the node’s neighbors.

**Pooling aggregator.** In this pooling aggregator, each neighbor’s vector is fed through a fully-connected neural network and an element-wise max-pooling operation is applied to aggregate information across the neighbor set:

$$\begin{aligned} \text{AGGREGATE}_k^+ &= \max(\{\sigma(\mathbf{W}_{pool} \mathbf{h}_{u+}^k + \mathbf{b}), u \in \mathcal{N}_+(v)\}) \\ \text{AGGREGATE}_k^- &= \max(\{\sigma(\mathbf{W}_{pool} \mathbf{h}_{u-}^k + \mathbf{b}), u \in \mathcal{N}_-(v)\}) \end{aligned}$$

where  $\max$  denotes the element-wise max operator,  $\sigma$  is a nonlinear activation function. By applying the max-pooling operation, the model is able to capture different aspects of the neighborhood set.

## 2.3 Graph Embedding Generation

Previous works on the graph convolution neural network mainly focus on generating high-quality node embeddings but lack of sufficient concerning about graph embeddings since their main goals are to perform the classification over the nodes. However, the graph embeddings in our task which convey the graph information are critical to the downstream sequence decoder. In this section, we introduce two approaches (i.e., **Pooling**-based and **Node**-based) to generate the graph embeddings from the node embeddings.

**Pooling-based Graph Embedding.** In this approach, we investigate three pooling ways, i.e., *max*-pooling, *min*-pooling and *average*-pooling. In particular, we fed obtained node embeddings to a fully-connected neural network and apply the element-wise *max*-pooling, *min*-pooling and *average*-pooling operation on the node embeddings, respectively. In experiments, we find there is no significant performance difference across different pooling approaches. We thus adopt the *max*-pooling method as our default pooling approach.

**Node-based Graph Embedding.** In this approach, we add one *super* node,  $v_s$ , into the input graph, and the node  $v_s$  directs to all other nodes in the graph. We use the Algorithm 1 to generate the embedding of  $v_s$  by aggregating the embeddings of the neighbor nodes which are essentially entire common nodes in the input graph. In this way, we think the embedding of  $v_s$  captures the information of all nodes and thus treat it as the graph embedding.

## 2.4 Attention Based Decoder

The sequence decoder is a Recurrent Neural Network (RNN) which predicts the next token  $y_i$ , given all the previous words  $y_{<i} = y_1, \dots, y_{i-1}$ , the RNN hidden state  $s_i$  for time  $i$  and the context vector  $c_i$  that captures the attention to the encoder side. In particular, the context vector  $c_i$  depends on a set of node representations  $(\mathbf{z}_1, \dots, \mathbf{z}_V)$  which the graph encoder maps the input graph to. Each node representation  $\mathbf{z}_i$  contains information about the whole graph with a strong focus on the parts surrounding the  $i$ -th node of the input graph. The context vector  $c_i$  is computed as a weighted sum of these node representations:

$$c_i = \sum_{j=1}^V \alpha_{ij} h_j$$

The weight  $\alpha_{ij}$  of each node representation is computed by

$$\alpha_{ij} = \frac{\exp(e_{ij})}{\sum_{k=1}^V \exp(e_{ik})}$$

$$e_{ij} = a(s_{i-1}, h_j)$$

where  $a$  is an *alignment model* which scores how well the input node around position  $j$  and the output at position  $i$  match. The score is based on the RNN hidden state  $s_{i-1}$  and the  $j$ -th node representation of the input graph. We parameterize the alignment model  $a$  as a feed-forward neural network which is jointly trained with other components of the proposed system.

## 2.5 Objective Function and Learning

The whole model is jointly trained to maximize the conditional log-probability of the correct sequence given a source graph with respect to the parameters  $\theta$  of the model:

$$\theta^* = \arg \max_{\theta} \sum_{n=1}^N \sum_{t=1}^{T_n} \log p(y_t^n | y_{<t}^n, x^n)$$

where  $(x^n, y^n)$  is the  $n$ -th training pair of graph and sentence, and  $T_n$  is the length of the  $n$ -th target sentence ( $y^n$ ).

**Inference.** We use beam search to generate a sequence given a graph. During beam search, we keep a set of 5 hypotheses and normalize probabilities by the length of the candidate sequences. The candidate list is chosen to maximize the performance on the development set.

### 3 Experiments

To evaluate our model Graph2Seq, we choose three graph-to-sequence tasks where the input is represented as a graph and the output is a sequence, e.g., the bAbI Task 19, the Shortest Path Task and the Natural Language Generation Task.

#### 3.1 Experimental Settings

Our proposed model is trained using the Adam optimizer [13], with mini-batch size 30. The learning rate is set to 0.001. We apply the dropout strategy [19] with the ratio of 0.5 at the decoder layer to avoid over fitting. Gradients are clipped when their norm is bigger than 20. For the graph encoder, the default hop size  $K$  is set to 6, the size of node initial feature vector is set to 40, the non-linearity function  $\sigma$  is ReLU [9], the parameters of weight matrices  $\mathbf{W}^k$  are also randomly initialized. The decoder has 1 layer and hidden state size is 80.

#### 3.2 Impact of the Aggregator

To investigate the impact of the aggregator to our model, we apply our model in the **Shortest Directed Path (SDP) Task**<sup>1</sup>, where the input includes a directed graph, a starting node  $v_s$ , an ending node  $v_e$  and the output is the shortest directed path (expressed as a sequence of nodes) connecting  $v_s$  and  $v_e$  in the graph. We create three characteristic datasets each of which represents a specific type of graph structured data in real applications. The first dataset is denoted as **SDP**<sub>DAG</sub> whose graphs are directed acyclic graphs (DAGs) which do not contain cycles. The second one is denoted as **SDP**<sub>DCG</sub> whose graphs are directed cyclic graphs (DCGs) that contain cycles. The third one is denoted as **SDP**<sub>SEQ</sub> whose graphs are essentially in the sequence structure, that is, every node only has one parent node and one child node. For each dataset, we randomly generate 10000 graphs with the respective character where 8000 graphs are for training, 1000 graphs are for the development and 1000 graphs are for the test. For each graph, we generate a SDP query by choosing two random nodes with a constraint that there is a unique shortest path connecting these two nodes and its length should be at least 4.

We build five baselines that adopt different aggregation strategies in the node embedding generation. The first three baselines (Graph2Seq-MA, -LA, -PA) use the **Mean Aggregator**, **LSTM Aggregator** and **Pooling Aggregator** to aggregate the neighbor information, respectively. Unlike these three models that aggregate the information of both forward and backward nodes, the other two baselines (Graph2Seq-FA, -BA) only considers one-way information. In particular, Graph2Seq-FA only aggregates the information propagated from forward nodes while Graph2Seq-BA only aggregates the information of backward nodes. Both of these two models use the mean aggregator to generate the node embeddings. We use the BLEU score [15] and path accuracy to evaluate these models. Results are shown in Table 1. Keep in mind that, all models described in this section use the pooling-based graph embedding instead of the node-based graph embedding in the sequence decoding. Because we find the models with pooling-based graph embedding achieve better performance.

We can see that on the **SDP**<sub>SEQ</sub> dataset, both Graph2Seq-MA and Graph2Seq-PA achieve the best performance. However, on more complicated structured data such as **SDP**<sub>DAG</sub> and

---

<sup>1</sup>The same trend can also be observed in other graph-to-sequence Tasks.

Dataset	Method	Acc.	BLEU
SDP <sub>DAG</sub>	Graph2Seq-MA	<b>99.8%</b>	<b>999.8</b>
	Graph2Seq-LA	91.7%	958.2
	Graph2Seq-PA	96.7%	976.5
SDP <sub>DCG</sub>	Graph2Seq-MA	<b>99.2%</b>	<b>993.1</b>
	Graph2Seq-LA	90.9%	912.7
	Graph2Seq-PA	98.4%	988.1
SDP <sub>SEQ</sub>	Graph2Seq-MA	<b>100%</b>	<b>1000.0</b>
	Graph2Seq-LA	99.9%	999.9
	Graph2Seq-PA	100%	1000.0
SDP <sub>DAG</sub>	Graph2Seq-FA	78.8%	803.2
SDP <sub>DCG</sub>	Graph2Seq-FA	98.7%	990.5
SDP <sub>SEQ</sub>	Graph2Seq-FA	70.2%	753.0
SDP <sub>DAG</sub>	Graph2Seq-BA	80.1%	831.3
SDP <sub>DCG</sub>	Graph2Seq-BA	99.1%	995.2
SDP <sub>SEQ</sub>	Graph2Seq-BA	68.6%	721.2

Table 1: Test Results on three SDP datasets. These BLEU scores are the sum of BLEU scores that calculated based on 4-gram over 1000 test instances.

SDP<sub>DCG</sub>, the Graph2Seq-MA performs significantly better than other two baselines. In the later experimental discussion, we refer our default model as Graph2Seq-MA.

We can also see that Graph2Seq-FA and Graph2Seq-BA achieve comparable performance to Graph2Seq-MA on the SDP<sub>DCG</sub> dataset. However, on the SDP<sub>DAG</sub> and SDP<sub>SEQ</sub> datasets, Graph2Seq-FA and Graph2Seq-BA have a huge performance drop and perform significantly worse than Graph2Seq-MA. One possible reason may be that the graphs of SDP<sub>DCG</sub> contain cycles so that even only considering one-way information such as forward nodes, the other-way information such as backwards could still be obtained by increasing the hop size to traverse the cycles. In contrast, the graphs of SDP<sub>DAG</sub> and SDP<sub>SEQ</sub> do not contain cycles, therefore Graph2Seq-FA or Graph2Seq-BA may lose the other-way information which should be encoded into the node embeddings.

### 3.3 Impact of Neighbor Nodes Selection

From Algorithm 1, we can see that there are three keys in the node embedding generation. The first one is the aggregator choice which decides how to combine the information from neighborhood nodes. The other two keys are the hop size ( $K$ ) and neighborhood function ( $\mathcal{N}_+(v)$ ,  $\mathcal{N}_-(v)$ ) which determine what neighbor nodes should be aggregated to generate the embedding for a node. To study the impact of hop size to our model, we use the method described in session 3.2 to create two SDP<sub>DCG</sub> datasets, SDP<sub>5</sub> and SDP<sub>100</sub>, where each graph in SDP<sub>5</sub> and SDP<sub>100</sub> has 5 nodes and 100 nodes, respectively. Both of these two datasets include 8000 training examples, 1000 dev examples and 1000 test examples. We evaluate two models, Graph2Seq-FA and Graph2Seq-MA, on these two datasets. Results are listed in Table 2.

Let us first look at the performance of Graph2Seq-FA on these two datasets. We can see that Graph2Seq-FA could obtain significant performance improvement with hop size increasing. Specifically, on the SDP<sub>5</sub> dataset, Graph2Seq-FA achieves the best performance when hop size



SDP <sub>5</sub>		
Hop Size	Acc. (Graph2Seq-FA)	Acc. (Graph2Seq-MA)
1	61.2%	86.9%
2	87.5%	99.6%
3	93.3%	99.8%
4	98.6%	99.8%
5	98.6%	99.8%
	- Attention	- Attention
5	96.0%	97.6%
SDP <sub>100</sub>		
Hop Size	Acc. (Graph2Seq-FA)	Acc. (Graph2Seq-MA)
1	50.1%	76.3%
3	73.2%	95.4%
4	84.7%	99.2%
5	93.2%	99.4%
7	98.9%	99.4%
10	98.9%	99.4%
	- Attention	- Attention
10	85.8%	89.6%

Table 2: Test Results on SDP<sub>5</sub> and SDP<sub>100</sub>.

reaches at 4. Further increasing the hop size does improve the overall performance. Similar situation is also observed on the SDP<sub>100</sub> dataset, that is, the performance converges at the hop size of 7. Interestingly, we find the average diameters of graphs in two datasets are 3.7 and 6.8, respectively. This suggests that the ideal hop size for the Graph2Seq-FA to achieve the best performance should be set to the diameter of a graph. In fact, we are not surprised at this observation since if the hop size equals to the diameter of a graph, each node is guaranteed to aggregate the information of all reachable nodes on the graph into its embedding.

Similar to Graph2Seq-FA, Graph2Seq-MA could also benefit from increasing the hop size. We find on these two datasets, Graph2Seq-MA could achieve the best performance with smaller hop size than Graph2Seq-FA. For example, on the SDP<sub>5</sub> dataset, Graph2Seq-MA can achieve the 99.6% accuracy once the hop size is greater than 1 while Graph2Seq-FA requires the hop size greater than 3 to achieve comparable accuracy. Similar observations are also found on the SDP<sub>100</sub> dataset. Moreover, we can see that the minimum required hop size that Graph2Seq-MA could achieve its best performance is exactly around the average radius of graphs, which are 1.8 and 3.4, respectively. Recall that the main difference between Graph2Seq-MA and Graph2Seq-FA lies in whether aggregating the information propagated from backward nodes. This observation indicates that by incorporating the backward nodes' information, it is possible for the model to achieve the best performance using smaller hop size. This is indeed quite useful in practice, especially for large graphs, because increasing hop size on large graphs may consume considerable compute resources and run-time.

From Table 2, we can also see that without the attention strategy, the performance of Graph2Seq-FA and Graph2Seq-MA decreases by at least 2.2% on SDP<sub>5</sub> and 9.8% on SDP<sub>100</sub>. This observation is expected since for larger graphs, it is more difficult for the encoder to compress all necessary information into a fixed-length vector. However, by applying the attention mechanism in the decoding, our proposed Graph2Seq model could successfully handle large graphs.

As shown in Algorithm 1, the neighborhood function takes a given node as input and

returns its directly connected neighbor nodes, which are then fed to the node embedding generator. Intuitively, in order to obtain a better representation of a node, this function should return all its neighbor nodes in a graph. However, this is not trivial since it may consume considerable time to train the model on large graphs. To address this, previous works such as [11] proposes a sampling method which randomly selects a fixed number of neighbor nodes to aggregate their information at each hop. We tried to use their sampling method in our model, and observe the performance inevitably decreases. Considering all graphs in our datasets have a small number of nodes ( $\leq 100$ ), we allow our neighborhood function to return all neighbor nodes and we leave developing smarter sampling methods to future work.

### 3.4 bAbI Task

The bAbI artificial intelligence (AI) tasks [24] are designed to test reasoning capabilities that AI systems should be capable of. In the bAbI suite, there are 20 tasks that test basic forms of reasoning such as deduction, induction, counting, and path-finding. Among these tasks, Task 19 (Path Finding) is arguably the hardest task (see e.g., [20] which reports an accuracy of less than 20% for all methods that do not use the strong supervision). As shown in Figure 2,

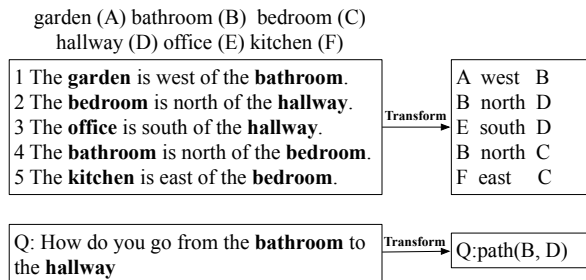


Figure 2: Path Finding Example.

the left part is an instance of bAbI task 19: given a set of sentences describing the relative geographical positions between objects with a pair of objects  $o_1$  and  $o_2$ , we aim to find the geographical path between  $o_1$  and  $o_2$ . We apply the transformation procedure introduced in [14] to transform the description as a graph as shown in Figure 2. The question is then treated as finding the shortest path between two nodes,  $N_{o_1}$  and  $N_{o_2}$ , which represent  $o_1$  and  $o_2$  in the graph. To apply our model to tackle this problem, we annotate  $N_{o_1}$  with text attribute *START* and  $N_{o_2}$  with text attribute *END*. For other nodes, we assign their IDs in the graph as their text attributes. To aggregate the edge information into the node embedding, for each edge, we additionally add a node representing this edge into the graph and assign the edge’s text as its text attribute. For example, for [A west B] in Figure 2, we add one node  $v$  with text attribute *west* connecting A and B (i.e.,  $A \rightarrow v \rightarrow B$ ). We generate 1000 training examples, 1000 development examples and 1000 test examples where each example is a graph-path pair. We use a standard LSTM model and [14] as our baselines. Results are shown in Table 3. We can see that the LSTM model fails on this task while our model makes perfect predictions, outperforming [14]. We should point out that [14] tackles this task by carefully designing initial embeddings for different types of nodes such as *START* node and *END* node while our model randomly initializes the embeddings of words in text attributes and apply a LSTM layer to automatically generate the node initial feature vectors.

Task	LSTM	[14]	Ours
bAbI Task 19	25.2%	98.1%	<b>99.9%</b>
SP-S	8.1%	100.0%	100.0%
SP-L	2.2%	95.2%	<b>99.3%</b>

Table 3: Results of our model and baselines on different tasks. The numbers represent the path accuracies.

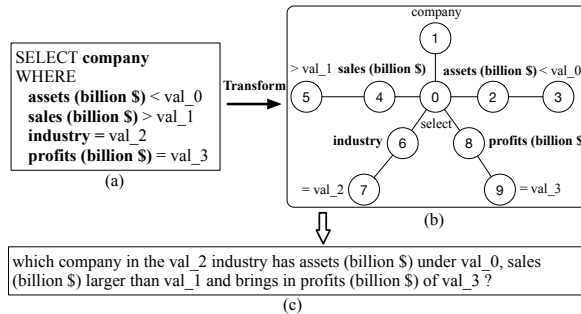


Figure 3: Natural Language Generation Task example.

sss

### 3.5 Shortest Path Task

We also evaluate our model on the Shortest Path (SP) Task whose goal is to find the shortest directed path between two nodes in a graph. We generate random graphs and choose two random nodes A and B with a constraint that there is a unique shortest path from A and B. In particular, we create two datasets, SP-S and SP-L, which contain **S**mall graphs (node size=5) and **L**arge graphs (node size=100), respectively. We restrict that the length of generated shortest paths in SP-S to be at least 2 and at least 4 in SP-L. On each dataset, we use 1000 examples to train our model, tune the parameters on 1000 development examples, and evaluate on 1000 test examples. Results are also shown in Table 3. We can see that the LSTM model still fails on both of these two datasets. On the SP-S dataset, [14] and our model could achieve 100% accuracy, but on larger graphs in the SP-L dataset, our model could still achieve good performance while the performance of [14] significantly decreases. This suggests that our model is better than [14] in learning on large graphs and predicting longer sequences.

### 3.6 Natural Language Generation Task

We further evaluate our model on a Natural Language Generation (NLG) task where we translate a graph-structured semantic representation such as Structured Query Language (SQL) query to a natural language description expressing its meaning. This task can also be cast as an application of graph-to-sequence model which takes a graph as input and outputs a sequence. Figure 3 gives such an example where we need to translate the SQL query (e.g., (a) of Figure 3) to the natural language description (e.g., (c) of Figure 3).

Before applying our model to tackle this problem, we first convert the SQL query into a graph as follows: (1) for the SELECT clause such as “SELECT company”, we first create a

	BLEU
Seq2Seq [21]	5185.4
Seq2Seq + Attention [1]	7285.6
<i>Graph2Seq</i> -MA	10854.1
<i>Graph2Seq</i> -PA	<b>13820.3</b>

Table 4: Test Results on WikiSQL. These BLEU scores are calculated based on 4-gram and the sum of BLEU scores for 17284 test instances.

node assigned with text attribute *select* as the central node of the graph (e.g., node #0 in Figure 3). This central node is then connected with one node with text attribute that equals to the selected column such as *company* (e.g., node #1 in Figure 3). Note that some SQL queries may include additional aggregation functions on the selected column such as *count* or *max*. For those queries, we add one more “aggregation” node which is connected with the node representing the selected column. The text attributes of aggregation nodes could be the aggregation function names. (2) for WHERE clause which may contain multiple conditions, we create nodes for each condition using the same process as for the SELECT clause. For example, in Figure 3, we create node #2 and node #3 for the first condition, the node #4 and node #5 for the second condition.

We use BLEU score to evaluate our model on the WikiSQL dataset [26], a corpus of 87,726 hand-annotated instances of natural language questions, SQL queries and SQL tables. Notice that the WikiSQL is originally created as the benchmark dataset for the table-based question answering task. Here we use this dataset in the opposite way, where we treat the SQL query as the input and our goal is to generate the correct question. These SQL queries are further split into training, development and test sets, which contain 61297 queries, 9145 queries and 17284 queries, respectively. We also implement two sequence-to-sequence baselines, where the first one is the naive sequence-to-sequence model (refer to Seq2Seq) proposed by [21], and the second one additionally takes the attention mechanism into account (refer to Seq2Seq+attention). To evaluate these two baselines, we apply a simple template to convert the SQL query into a sequence. In particular, we construct the SQL query sequence using the template “SELECT + <aggregation function> (if have) + <selected column> + WHERE + <condition> (randomly ordered)”.

From Table 4, we can see that the Graph2Seq based models perform significantly better than the Seq2Seq based models. This result is expected since the structure of SQL query is essentially a graph and it inevitably suffers information loss in the transformation of the SQL query to a sequence. We can also see that Graph2Seq-PA performs better than Graph2Seq-MA which is different from what we observed in the SDP task, also indicating that the best aggregator choice may vary across different tasks.

## 4 Related Work

Our method is related to previous node embedding approaches, graph representation learning approaches, and neural encoder-decoder models for machine translation.

**Graph Representation Learning.** Graph representation learning has been proved to be extremely useful for a broad range of class of graph-based analysis and prediction tasks

[17, 6, 8]. A number of methods have been proposed in recent years to generate the node embeddings. These approaches can be roughly categorized into two main classes, transductive methods [16, 3, 22, 10, 23] and inductive methods [11]. The transductive approaches make predictions on nodes in a single, fixed graph which requires the nodes during the test should also be seen in the training. In contrast, the inductive approaches learn an aggregation function that generalizes to unseen nodes to generate the node embeddings based on node features. These approaches focus on either learning the node embeddings or graph embedding for node-level or graph-level classification tasks. However, in our task, both the graph and node representations are critical to the downstream sequence decoding which makes the graph encoding more challenging. In this work, we extend the inductive graph learning architecture in [11] to directed graphs by utilizing a novel aggregation strategy to learn the node representations and explore various ways to generate the graph embeddings.

**Neural Encoder-Decoder Models.** Graph-to-sequence tasks can be treated as machine translation (MT) problems which has been explored by many neural network models such as sequence-to-sequence [21, 4], tree-to-sequence models [7]. All of these models follow the encoder-decoder architecture which includes an encoder to learn the representation of source input (a sequence or a graph) and a decoder to learn predicting a sequence. The most important distinguish feature of graph-to-sequence task is that the input is a graph which is more complicated than a sequence. To address this, [16] converts graphs into sequences by following random walks on the graph then learns node embeddings using sequence-based methods. However, considering converting graphs into sequences inevitably suffers from the information loss, we think it is not-trivial to develop a new encoder-decoder model which takes the graph-structured data as input and learns to decode the sequence. In this paper, we propose the Graph2Seq model which follows the encoder-decoder architecture, including a graph representation learning model and an attention based decoder.

Our model is related to [14] which also proposed a graph-based neural network model to predict the sequences. There are three main differences. First of all, our model works in a pipeline fashion, which first learns the graph and node embeddings and then perform the sequence decoding. However, their method simultaneously learns the graph embeddings and predicts the sequence, that is, obtains an intermediate graph representation and accordingly predict an output. Secondly, our graph encoding model follows the inductive graph learning architecture proposed by [11] while they use a gated recurrent neural network to learn the graph representations. Thirdly, our model introduces the attention strategy in the decoding while their model only relies on the graph representation to predict the sequences.

## 5 Conclusion

In this paper, we study the graph-to-sequence problems and introduce a new general and flexible graph-to-sequence model that follows the encoder-decoder architecture. We showed with our proposed aggregation strategy, the graph-based neural network could successfully learn the representation of three representative directed graphs, i.e., directed acyclic graphs, directed cyclic graphs and sequence-styled graphs. We also showed that introducing the attention mechanism into the decoding enhances the ability of our model to cope with large graphs. Experimental results on three graph-to-sequence tasks also demonstrate that our

model significantly outperforms both the sequence-to-sequence models and graph-to-sequence baselines.

## References

- [1] Dzmitry Bahdanau, Kyunghyun Cho, and Yoshua Bengio. Neural machine translation by jointly learning to align and translate. *CoRR*, abs/1409.0473, 2014.
- [2] Laura Banarescu, Claire Bonial, Shu Cai, Madalina Georgescu, Kira Griffitt, Ulf Hermjakob, Kevin Knight, Philipp Koehn, Martha Palmer, and Nathan Schneider. Abstract meaning representation for sembanking. In *Proceedings of the 7th Linguistic Annotation Workshop and Interoperability with Discourse*, pages 178–186, 2013.
- [3] Shaosheng Cao, Wei Lu, and Qionghai Xu. Grarep: Learning graph representations with global structural information. In *Proceedings of the 24th ACM International on Conference on Information and Knowledge Management*, pages 891–900. ACM, 2015.
- [4] Kyunghyun Cho, Bart Van Merriënboer, Caglar Gulcehre, Dzmitry Bahdanau, Fethi Bougares, Holger Schwenk, and Yoshua Bengio. Learning phrase representations using rnn encoder-decoder for statistical machine translation. *arXiv preprint arXiv:1406.1078*, 2014.
- [5] Jan Chorowski, Dzmitry Bahdanau, Dmitriy Serdyuk, Kyunghyun Cho, and Yoshua Bengio. Attention-based models for speech recognition. In *Advances in Neural Information Processing Systems 28: Annual Conference on Neural Information Processing Systems 2015, December 7-12, 2015, Montreal, Quebec, Canada*, pages 577–585, 2015.
- [6] David K Duvenaud, Dougal Maclaurin, Jorge Iparraguirre, Rafael Bombarell, Timothy Hirzel, Alán Aspuru-Guzik, and Ryan P Adams. Convolutional networks on graphs for learning molecular fingerprints. In *Advances in neural information processing systems*, pages 2224–2232, 2015.
- [7] Akiko Eriguchi, Kazuma Hashimoto, and Yoshimasa Tsuruoka. Tree-to-sequence attentional neural machine translation. *arXiv preprint arXiv:1603.06075*, 2016.
- [8] Alex Fout, Basir Shariat, Jonathon Byrd, and Asa Ben-Hur. Protein interface prediction using graph convolutional networks. In *Advances in Neural Information Processing Systems*, pages 6512–6521, 2017.
- [9] Xavier Glorot, Antoine Bordes, and Yoshua Bengio. Deep sparse rectifier neural networks. In *Proceedings of the Fourteenth International Conference on Artificial Intelligence and Statistics, AISTATS 2011, Fort Lauderdale, USA, April 11-13, 2011*, pages 315–323, 2011.
- [10] Aditya Grover and Jure Leskovec. node2vec: Scalable feature learning for networks. In *Proceedings of the 22nd ACM SIGKDD international conference on Knowledge discovery and data mining*, pages 855–864. ACM, 2016.

- [11] William L. Hamilton, Zhitao Ying, and Jure Leskovec. Inductive representation learning on large graphs. In *Advances in Neural Information Processing Systems 30: Annual Conference on Neural Information Processing Systems 2017, 4-9 December 2017, Long Beach, CA, USA*, pages 1025–1035, 2017.
- [12] Geoffrey Irving, Christian Szegedy, Alexander A Alemi, Niklas Een, Francois Chollet, and Josef Urban. Deepmath-deep sequence models for premise selection. In *Advances in Neural Information Processing Systems*, pages 2235–2243, 2016.
- [13] Diederik P. Kingma and Jimmy Ba. Adam: A method for stochastic optimization. *CoRR*, abs/1412.6980, 2014.
- [14] Yujia Li, Daniel Tarlow, Marc Brockschmidt, and Richard Zemel. Gated graph sequence neural networks. *arXiv preprint arXiv:1511.05493*, 2015.
- [15] Kishore Papineni, Salim Roukos, Todd Ward, and Wei-Jing Zhu. Bleu: a method for automatic evaluation of machine translation. In *Proceedings of the 40th Annual Meeting of the Association for Computational Linguistics, July 6-12, 2002, Philadelphia, PA, USA.*, pages 311–318, 2002.
- [16] Bryan Perozzi, Rami Al-Rfou, and Steven Skiena. Deepwalk: Online learning of social representations. In *Proceedings of the 20th ACM SIGKDD international conference on Knowledge discovery and data mining*, pages 701–710. ACM, 2014.
- [17] Franco Scarselli, Marco Gori, Ah Chung Tsoi, Markus Hagenbuchner, and Gabriele Monfardini. The graph neural network model. *IEEE Transactions on Neural Networks*, 20(1):61–80, 2009.
- [18] Linfeng Song, Xiaochang Peng, Yue Zhang, Zhiguo Wang, and Daniel Gildea. Amr-to-text generation with synchronous node replacement grammar. In *Proceedings of the 55th Annual Meeting of the Association for Computational Linguistics, ACL 2017, Vancouver, Canada, July 30 - August 4, Volume 2: Short Papers*, pages 7–13, 2017.
- [19] Nitish Srivastava, Geoffrey E. Hinton, Alex Krizhevsky, Ilya Sutskever, and Ruslan Salakhutdinov. Dropout: a simple way to prevent neural networks from overfitting. *Journal of Machine Learning Research*, 15(1):1929–1958, 2014.
- [20] Sainbayar Sukhbaatar, Arthur Szlam, Jason Weston, and Rob Fergus. End-to-end memory networks. In *Advances in Neural Information Processing Systems 28: Annual Conference on Neural Information Processing Systems 2015, December 7-12, 2015, Montreal, Quebec, Canada*, pages 2440–2448, 2015.
- [21] Ilya Sutskever, Oriol Vinyals, and Quoc V. Le. Sequence to sequence learning with neural networks. In *Advances in Neural Information Processing Systems 27: Annual Conference on Neural Information Processing Systems 2014, December 8-13 2014, Montreal, Quebec, Canada*, pages 3104–3112, 2014.
- [22] Jian Tang, Meng Qu, Mingzhe Wang, Ming Zhang, Jun Yan, and Qiaozhu Mei. Line: Large-scale information network embedding. In *Proceedings of the 24th International*

*Conference on World Wide Web*, pages 1067–1077. International World Wide Web Conferences Steering Committee, 2015.

- [23] Daixin Wang, Peng Cui, and Wenwu Zhu. Structural deep network embedding. In *Proceedings of the 22nd ACM SIGKDD international conference on Knowledge discovery and data mining*, pages 1225–1234. ACM, 2016.
- [24] Jason Weston, Antoine Bordes, Sumit Chopra, and Tomas Mikolov. Towards ai-complete question answering: A set of prerequisite toy tasks. *CoRR*, abs/1502.05698, 2015.
- [25] Jin-ge Yao, Jianmin Zhang, Xiaojun Wan, and Jianguo Xiao. Content selection for real-time sports news construction from commentary texts. In *Proceedings of the 10th International Conference on Natural Language Generation, INLG 2017, Santiago de Compostela, Spain, September 4-7, 2017*, pages 31–40, 2017.
- [26] Victor Zhong, Caiming Xiong, and Richard Socher. Seq2sql: Generating structured queries from natural language using reinforcement learning. *CoRR*, abs/1709.00103, 2017.