

The decays $B_c \rightarrow J/\psi + \bar{\ell}\nu_\ell$ and $B_c \rightarrow J/\psi + \pi(K)$ in
covariant confined quark model

Aidos Issadykov

Joint Institute for Nuclear Research, Dubna, Russia

*The Institute of Nuclear Physics, Ministry of Energy of the Republic of Kazakhstan,
Almaty, Kazakhstan*

*Al-Farabi Kazakh National University, SRI for Mathematics and Mechanics, Almaty,
Kazakhstan*

Mikhail A. Ivanov

Joint Institute for Nuclear Research, Dubna, Russia

Abstract

In the wake of the recent measurements of the decays $B_c \rightarrow J/\psi \pi(K)$ and $B_c \rightarrow J/\psi \ell\nu_\ell$ reported by the LHCb Collaboration we calculate the form factors for the $B_c \rightarrow J/\psi$ and $B_c \rightarrow \eta_c$ transitions in full kinematical region within covariant confined quark model. Then we use the calculated form factors to evaluate the partial decay widths of the above-mentioned semileptonic and nonleptonic decays of the B_c meson. We find that the theoretical predictions on the ratios of \mathcal{R}_{K^+/π^+} and $\mathcal{R}_{\pi^+/\mu^+\nu}$ are in good agreement with last LHCb-data. However, the prediction for the $\mathcal{R}_{J/\psi}$ is found to be underestimated.

Keywords: B_c semileptonic decay, B_c branching ratio, form factors

PACS: 13.20.He, 12.39.Ki

1. Introduction

The first measurement that relates semileptonic and hadronic decay rates of the B_c^+ meson was performed by the LHCb Collaboration [1]. The measured value of the ratio of branching fractions,

$$\mathcal{R}_{\pi^+/\mu^+\nu} = \frac{\mathcal{B}(B_c^+ \rightarrow J/\psi \pi^+)}{\mathcal{B}(B_c^+ \rightarrow J/\psi \mu^+ \nu_\mu)} = 0.0469 \pm 0.0028(\text{stat}) \pm 0.0046(\text{syst}), \quad (1)$$

was found at the lower end of available theoretical predictions. Among them one can mention a nonrelativistic reduction of the Bethe-Salpeter equation [2, 3, 4], a light-front constituent quark model [5, 6], QCD sum rules [7], a relativistic quasipotential Schrödinger model [8], and a relativistic constituent quark model [9].

The decay $B_c^+ \rightarrow J/\psi K^+$ was observed for the first time by the LHCb Collaboration [10]. The ratio of the branching fractions were measured to be

$$\mathcal{R}_{K^+/\pi^+} = \frac{\mathcal{B}(B_c^+ \rightarrow J/\psi K^+)}{\mathcal{B}(B_c^+ \rightarrow J/\psi \pi^+)} = \begin{cases} 0.069 \pm 0.019(\text{stat}) \pm 0.005(\text{syst}) & [10] \\ 0.079 \pm 0.007(\text{stat}) \pm 0.003(\text{syst}) & [11] \end{cases} \quad (2)$$

The theoretical predictions for this ratio given in Refs. [2, 3, 6, 8, 9, 12, 13, 14] lie in the range from 0.054 to 0.088.

Recently, LHCb collaboration reported about measurement of the ratio of semileptonic branching fractions $\mathcal{R}_{J/\psi}$ [15]:

$$\mathcal{R}_{J/\psi} = \frac{\mathcal{B}(B_c^+ \rightarrow J/\psi \tau^+ \nu_\tau)}{\mathcal{B}(B_c^+ \rightarrow J/\psi \mu^+ \nu_\mu)} = 0.71 \pm 0.17(\text{stat}) \pm 0.18(\text{syst}). \quad (3)$$

This result lies within 2 standard deviations above the predictions obtained in several theoretical models Refs. [6, 13, 16, 17, 18, 19] based on the Standard Model. Note that the semileptonic B_c decays provide an excellent laboratory to measure the CKM-matrix elements: V_{cb} , V_{ub} , V_{cs} and V_{cd} . The theoretical description of semileptonic and nonleptonic decays is, however, nontrivial problem because one needs to know the transition form factors characterizing the strong transition of the B_c to the charmonium.

In this paper we use the form factors for the $B_c \rightarrow J/\psi$ and $B_c \rightarrow \eta_c$ transitions calculated in the full kinematical region within the covariant confined quark model [20, 21]. We evaluate the partial decay widths of the above-mentioned semileptonic and nonleptonic decays of the B_c meson and compare our predictions for the ratios $\mathcal{R}_{\pi^+/\mu^+\nu}$, \mathcal{R}_{K^+/π^+} , $\mathcal{R}_{J/\psi}$ with available experimental data given by Eqs. (1)-(3) and the results obtained in other approaches.

The paper is organized in the following manner. In Sec. 2 we define the hadronic matrix elements in terms of the invariant and helicity form factors. We calculate the form factors within the covariant confined quark model (CCQM) in the full kinematical region of the momentum transfer squared with all model parameters to be fixed.

In Sec. 3 we present our numerical results for the semileptonic and non-leptonic branching ratios of the B_c meson calculated within our model and compare them with those calculated in other approaches. Finally, we briefly conclude in Sec. 4.

2. Form factors, helicity amplitudes and decay widths

The form factors of the transitions of the B_c into charmonia η_c and J/ψ have been calculated in our recent papers [20, 21] in the framework of the covariant confined quark model. The accuracy of calculation was estimated of 10%.

The results of our numerical calculations can be approximated with high accuracy by the parameterization

$$F(q^2) = \frac{F(0)}{1 - a \hat{s} + b \hat{s}^2}, \quad \hat{s} = \frac{q^2}{m_{B_c}^2}, \quad (4)$$

the relative error of the approximation is less than 1%. The values of $F(0)$, a , and b are listed in Table 1.

Table 1: Parameters of the approximated form factors for $B_c \rightarrow J/\psi(\eta_c)$ transitions.

	A_0	A_+	A_-	V	F_+	F_-
$F(0)$	1.65	0.55	-0.87	0.78	0.75	-0.40
a	1.19	1.68	1.85	1.82	1.31	1.25
b	0.17	0.70	0.91	0.87	0.33	0.25

The invariant form factors for the semileptonic B_c -decay into the hadron with spin $S = 0, 1$ are defined by

$$\mathcal{M}_{S=0}^\mu = P^\mu F_+(q^2) + q^\mu F_-(q^2), \quad (5)$$

$$\mathcal{M}_{S=1}^\mu = \frac{\epsilon_\nu^\dagger}{m_1 + m_2} \left\{ -g^{\mu\nu} P q A_0(q^2) + P^\mu P^\nu A_+(q^2) + q^\mu P^\nu A_-(q^2) + i \varepsilon^{Pq\mu\nu} V(q^2) \right\}, \quad (6)$$

where $P = p_1 + p_2$, $q = p_1 - p_2$ and $\varepsilon^{Pq\mu\nu} \equiv \varepsilon^{\alpha\beta\mu\nu} P_\alpha q_\beta$. It is convenient to express all physical observables through the helicity form factors H_m . The

helicity form factors H_m can be expressed in terms of the invariant form factors in the following way [22]: (a) Spin $S = 0$:

$$H_t = \frac{1}{\sqrt{q^2}} \{Pq F_+ + q^2 F_-\}, \quad H_{\pm} = 0, \quad H_0 = \frac{2m_1 |\mathbf{p}_2|}{\sqrt{q^2}} F_+. \quad (7)$$

(b) Spin $S = 1$:

$$\begin{aligned} H_t &= \frac{1}{m_1 + m_2} \frac{m_1 |\mathbf{p}_2|}{m_2 \sqrt{q^2}} \{Pq (A_+ - A_0) + q^2 A_-\}, \\ H_{\pm} &= \frac{1}{m_1 + m_2} \{-Pq A_0 \pm 2m_1 |\mathbf{p}_2| V\}, \\ H_0 &= \frac{1}{m_1 + m_2} \frac{1}{2m_2 \sqrt{q^2}} \{-Pq (Pq - q^2) A_0 + 4m_1^2 |\mathbf{p}_2|^2 A_+\}. \end{aligned} \quad (8)$$

where $|\mathbf{p}_2| = \lambda^{1/2}(m_1^2, m_2^2, q^2)/(2m_1)$ is the momentum of the outgoing particles in the B_c rest frame.

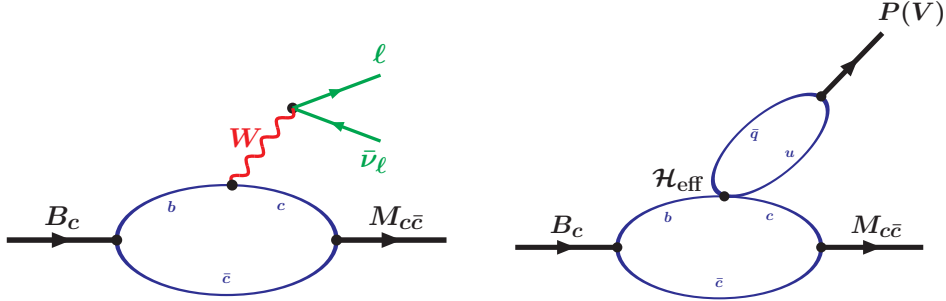


Figure 1: Pictorial representation of the semileptonic and nonleptonic B_c decays.

The semileptonic decays $B_c \rightarrow M_{c\bar{c}} + \bar{\ell}\nu_\ell$ are described by the tree diagram shown at the left panel in Fig. 1. Note that $M_{c\bar{c}}$ denote both the η_c and J/ψ states. The decay widths are written down as

$$\begin{aligned} \Gamma(B_c^+ \rightarrow M_{c\bar{c}} \bar{\ell}\nu_\ell) &= \frac{G_F^2}{(2\pi)^3} |V_{cb}|^2 \int_{m_\ell^2}^{q_{\max}^2} dq^2 \frac{(q^2 - m_\ell^2)^2 |\mathbf{p}_2|}{12 m_1^2 q^2} \\ &\times \left\{ \left(1 + \frac{m_\ell^2}{2q^2}\right) \sum_{i=\pm,0} (H_i^{B_c \rightarrow M_{c\bar{c}}}(q^2))^2 + \frac{3m_\ell^2}{2q^2} (H_t^{B_c \rightarrow M_{c\bar{c}}}(q^2))^2 \right\}. \end{aligned} \quad (9)$$

The effective Hamiltonian which is needed to describe the nonleptonic decays $B_c \rightarrow M_{c\bar{c}} + \pi(K)$ is given by

$$\mathcal{H}_{\text{eff}} = -\frac{G_F}{\sqrt{2}} V_{cb} V_{uq}^\dagger (C_1 (\bar{q}b)_{V-A} (\bar{c}u)_{V-A} + C_2 (\bar{c}b)_{V-A} (\bar{q}u)_{V-A}) \quad (10)$$

where the subscript $V-A$ refers to the usual left-chiral current and $q = d, s$. The Feynman diagram describing such decays is shown at the right panel in Fig. 1. The nonleptonic B_c -decay widths in terms of the helicity amplitudes are given by

$$\Gamma(B_c^+ \rightarrow P^+ M_{c\bar{c}}) = \frac{G_F^2 |\mathbf{p}_2|}{16 \pi m_1^2} |V_{cb} V_{uq}^\dagger a_1 f_P m_P|^2 (H_t^{B_c \rightarrow M_{c\bar{c}}}(m_P^2))^2, \quad (P^+ = \pi^+, K^+, \text{ and } q = d, s, \text{ respectively}), \quad (11)$$

$$\Gamma(B_c^+ \rightarrow V^+ M_{c\bar{c}}) = \frac{G_F^2 |\mathbf{p}_2|}{16 \pi m_1^2} |V_{cb} V_{uq}^\dagger a_1 f_V m_V|^2 \sum_{i=0,\pm} (H_i^{B_c \rightarrow M_{c\bar{c}}}(m_V^2))^2, \quad (V^+ = \rho^+, K^{*+}, \text{ and } q = d, s, \text{ respectively}),$$

where $a_1 = C_2 + \xi C_1$ with $\xi = 1/N_c$. The leptonic decay constants are also calculated $f_{P(V)}$ in the framework of the CCQM.

3. Numerical results

First, we show up the input parameters used in calculations. The central values of the relevant CKM-matrix elements $|V_{cb}| = 0.0405$, $|V_{ud}| = 0.974$ and $|V_{us}| = 0.225$ are taken from the PDG [23]. The values of leptonic decay constants were calculated in our previous papers and are given in Eq. (12) (all in MeV).

$$\begin{array}{cccc} f_\pi & f_K & f_\rho & f_{K^*} \\ \hline 130.3 & 156.0 & 221.0 & 226.8 \end{array} \quad (12)$$

We will use the numerical values of the Wilson coefficients from [24] obtained at the scale $\mu = 4$ GeV at leading order with $\Lambda_{MS}^{(5)} = 225$ MeV. One has $C_2 = 1.141$ and $C_1 = -0.310$ that gives $a_1 = C_2 + \xi C_1 = 1.038$. Note that this value has been also used in the paper [25]. It differs from the most old papers where the color-suppressed factor ξ was set to zero.

The results of theoretical predictions of the branching ratios of the semileptonic B_c decays and ratio $\mathcal{R}_{J/\psi}$ in comparison with LHCb data [15] and other theoretical approaches are shown in Table 2 and in Fig.2. The experimental errors and some theoretical uncertainties are taken in quadrature. We estimate the uncertainties of our calculation of the branching fractions as about 20 % because they are proportional to form factors squared. One can see that the theoretical predictions for the ratio $\mathcal{R}_{J/\psi}$ are more than 2σ less than the experimental data.

The values of the nonleptonic B_c -decay widths in units of $a_1^2 \cdot 10^{-15}$ GeV are shown in Table 3. For comparison, we also give the values obtained in other approaches. In Table 4 we display the absolute values of branching fractions of the nonleptonic B_c -decays in % obtained in our model with the Wilson coefficient $a_1 = 1.038$.

Finally, we show in Table 5 and in Figs. 2, 3 and 4 the values of the ratios $\mathcal{R}_{J/\psi}$, $\mathcal{R}_{K/\pi}$ and $\mathcal{R}_{\pi/\mu\nu}$ obtained by LHCb Collaboration and calculated in our model and other theoretical approaches. One can see that the ratios $\mathcal{R}_{K/\pi}$ and $\mathcal{R}_{\pi/\mu\nu}$ are consistent with available experimental data whereas the ratio $\mathcal{R}_{J/\psi}$ is more than 2σ less than the data.

4. Summary and discussion

We have calculated the semileptonic and nonleptonic decays of the B_c meson within CCQM. We have found that the ratios of the branching fractions $\mathcal{R}_{\pi^+/\mu^+\nu}$ and \mathcal{R}_{K^+/π^+} are in good agreement with the LHCb data and other theoretical approaches. At the same time the theoretical predictions for the ratio $\mathcal{R}_{J/\psi}$ are more than 2σ less than the experimental data. This may indicate on the possibility of New physics effects in this decay. The possible influence of such effects or some physical observables in the decays mediated $b \rightarrow c l \nu$ transitions have been discussed in [17, 18, 28].

One has to mention that the semileptonic decays of the B_c -meson proceed via the same quark level process $b \rightarrow c \ell \bar{\nu}_\ell$ as the analogous decays of the B -meson. The measurements of the ratio of the branching fractions $B \rightarrow D^{(*)} \tau \bar{\nu}_\tau$ and $B \rightarrow D^{(*)} \mu \bar{\nu}_\mu$ ($D^{(*)} = D$ or D^*) performed by several experimental collaborations (BaBar, Belle and LHCb) have shown up the deviation from the SM predictions. Even though the last data for the \mathcal{R}_{D^*} reported by Belle Coll. [29] are consistent with the theoretical predictions of the Standard Model, the average data given by HFAG [30] are still different from the SM at the level of 4σ . Since our result for $\mathcal{R}_{J/\psi}$ is different

from the data at the level of 2σ , we can urge to more precise measurement of the $B_c \rightarrow J/\psi \ell \bar{\nu}_\ell$ channel which currently has quite large uncertainties (see, Eq. 3). At the same time we found that the theoretical predictions for the ratio $\mathcal{R}_{K/\pi}$ are well consistent with the experimental data. This might be very important since it may imply that the new physics (if there is any) has strong couplings to the leptons but not hadrons. Such a comparison is very difficult in the $B \rightarrow D^{(*)} K(\pi)$ case since these processes are described not only by one tree diagram but sum of the different tree diagram (color-allowed, color-suppressed, annihilation), which induces more hadronic parameters. So the $B_c \rightarrow J/\psi K(\pi)$ channels, coming only from color-allowed tree diagram, can be used as a better test of this observation. Indeed, since the $H_t^{B_c \rightarrow J/\psi}(m_K^2) \approx H_t^{B_c \rightarrow J/\psi}(m_\pi^2)$ in our model then

$$\mathcal{R}_{K/\pi} \approx \frac{|V_{us}|^2 f_K^2}{|V_{ud}|^2 f_\pi^2} \approx 0.076 \quad (13)$$

that fits very well the last LHCb-data [11].

5. Acknowledgments

The work has been carried out under financial support of the Program of the Ministry of Education and Science of the Republic of Kazakhstan IRN number AP05132978. Author A. Issadykov is grateful for the support by the JINR, grant number 18-302-03.

References

- [1] R. Aaij *et al.* [LHCb Collaboration], “Measurement of the ratio of B_c^+ branching fractions to $J/\psi\pi^+$ and $J/\psi\mu^+\nu_\mu$,” Phys. Rev. D **90** (2014) no.3, 032009 [arXiv:1407.2126 [hep-ex]].
- [2] C. H. Chang and Y. Q. Chen, “The Decays of B(c) meson,” Phys. Rev. D **49** (1994) 3399.
- [3] A. Abd El-Hady, J. H. Muñoz and J. P. Vary, “Semileptonic and nonleptonic B(c) decays,” Phys. Rev. D **62** (2000) 014019 [hep-ph/9909406].
- [4] P. Colangelo and F. De Fazio, “Using heavy quark spin symmetry in semileptonic B_c decays,” Phys. Rev. D **61** (2000) 034012 [hep-ph/9909423].

- [5] A. Y. Anisimov, I. M. Narodetsky, C. Semay and B. Silvestre-Brac, “The B_c meson lifetime in the light-front constituent quark model,” Phys. Lett. B **452**, (1999) 129 [arXiv:hep-ph/9812514]; A. Y. Anisimov, P. Y. Kulikov, I. M. Narodetsky and K. A. Ter-Martirosian, “Exclusive and inclusive decays of the B_c meson in the light-front ISGW model,” Phys. Atom. Nucl. **62**, (1999) 1739 [Yad. Fiz. **62**, (1999) 1868] [arXiv:hep-ph/9809249].
- [6] H. W. Ke, T. Liu and X. Q. Li, “Transitions of $B_c \rightarrow \psi(1S, 2S)$ and the modified harmonic oscillator wave function in LFQM,” Phys. Rev. D **89** (2014) no.1, 017501 [arXiv:1307.5925 [hep-ph]].
- [7] V. V. Kiselev, “Exclusive decays and lifetime of B_c meson in QCD sum rules,” hep-ph/0211021.
- [8] D. Ebert, R. N. Faustov and V. O. Galkin, “Weak decays of the B_c meson to charmonium and D mesons in the relativistic quark model,” Phys. Rev. D **68** (2003) 094020 [hep-ph/0306306].
- [9] M. A. Ivanov, J. G. Körner and P. Santorelli, “Exclusive semileptonic and nonleptonic decays of the B_c meson,” Phys. Rev. D **73** (2006) 054024 [hep-ph/0602050].
- [10] R. Aaij *et al.* [LHCb Collaboration], “First observation of the decay $B_c^+ \rightarrow J/\psi K^+$,” JHEP **1309** (2013) 075 [arXiv:1306.6723 [hep-ex]].
- [11] R. Aaij *et al.* [LHCb Collaboration], “Measurement of the ratio of branching fractions $\mathcal{B}(B_c^+ \rightarrow J/\psi K^+)/\mathcal{B}(B_c^+ \rightarrow J/\psi \pi^+)$,” JHEP **1609** (2016) 153 [arXiv:1607.06823 [hep-ex]].
- [12] I. P. Gouz, V. V. Kiselev, A. K. Likhoded, V. I. Romanovsky and O. P. Yushchenko, “Prospects for the B_c studies at LHCb,” Phys. Atom. Nucl. **67** (2004) 1559 [Yad. Fiz. **67** (2004) 1581]
- [13] S. Naimuddin, S. Kar, M. Priyadarsini, N. Barik and P. C. Dash, “Non-leptonic two-body Bc-meson decays,” Phys. Rev. D **86** (2012) 094028.
- [14] C. F. Qiao, P. Sun, D. Yang and R. L. Zhu, “ B_c exclusive decays to charmonium and a light meson at next-to-leading order accuracy,” Phys. Rev. D **89** (2014) no.3, 034008 [arXiv:1209.5859 [hep-ph]].

- [15] R. Aaij *et al.* [LHCb Collaboration], “Measurement of the ratio of branching fractions $\mathcal{B}(B_c^+ \rightarrow J/\psi\tau^+\nu_\tau)/\mathcal{B}(B_c^+ \rightarrow J/\psi\mu^+\nu_\mu)$,” *Phys. Rev. Lett.* **120** (2018) no.12, 121801 [arXiv:1711.05623 [hep-ex]].
- [16] C. Chang, H. F. Fu, G. L. Wang and J. M. Zhang, “Some of semileptonic and nonleptonic decays of B_c meson in a Bethe-Salpeter relativistic quark model,” *Sci. China Phys. Mech. Astron.* **58** (2015) no.7, 071001 [arXiv:1411.3428 [hep-ph]].
- [17] R. Dutta and A. Bhol, “ $B_c \rightarrow (J/\psi, \eta_c)\tau\nu$ semileptonic decays within the standard model and beyond,” *Phys. Rev. D* **96** (2017) no.7, 076001 [arXiv:1701.08598 [hep-ph]].
- [18] Z. Rui, H. Li, G. x. Wang and Y. Xiao, “Semileptonic decays of B_c meson to S-wave charmonium states in the perturbative QCD approach,” *Eur. Phys. J. C* **76** (2016) no.10, 564 [arXiv:1602.08918 [hep-ph]].
- [19] W. F. Wang, Y. Y. Fan and Z. J. Xiao, “Semileptonic decays $B_c \rightarrow (\eta_c, J/\Psi)l\nu$ in the perturbative QCD approach,” *Chin. Phys. C* **37** (2013) 093102 [arXiv:1212.5903 [hep-ph]].
- [20] S. Dubnička, A. Z. Dubničková, A. Issadykov, M. A. Ivanov and A. Lip-taj, “Study of B_c decays into charmonia and D mesons,” *Phys. Rev. D* **96** (2017) no.7, 076017 [arXiv:1708.09607 [hep-ph]].
- [21] A. Issadykov, M. A. Ivanov and G. Nurbakova, “Semileptonic decays of B_c mesons into charmonium states,” *EPJ Web Conf.* **158** (2017) 03002.
- [22] M. A. Ivanov, J. G. Körner and P. Santorelli, “The Semileptonic decays of the B_c meson,” *Phys. Rev. D* **63** (2001) 074010 [hep-ph/0007169].
- [23] C. Patrignani *et al.* [Particle Data Group], “Review of Particle Physics,” *Chin. Phys. C* **40** (2016) no.10, 100001.
- [24] G. Buchalla, A. J. Buras and M. E. Lautenbacher, “Weak decays beyond leading logarithms,” *Rev. Mod. Phys.* **68** (1996) 1125 [hep-ph/9512380].
- [25] N. Kitazawa, K. s. Masukawa and Y. Sakai, “Model independent extraction of $|V_{cb}|$ from two-body hadronic B-decays,” arXiv:1802.05417 [hep-ph].

- [26] J. F. Liu and K. T. Chao, “ B_c meson weak decays and CP violation,” Phys. Rev. D **56** (1997) 4133.
- [27] Z. Rui and Z. T. Zou, “S-wave ground state charmonium decays of B_c mesons in the perturbative QCD approach,” Phys. Rev. D **90** (2014) no.11, 114030 [arXiv:1407.5550 [hep-ph]].
- [28] C. T. Tran, M. A. Ivanov, J. G. Körner and P. Santorelli, “Implications of new physics in the decays $B_c \rightarrow (J/\psi, \eta_c)\tau\nu$,” Phys. Rev. D **97** (2018) no.5, 054014 [arXiv:1801.06927 [hep-ph]].
- [29] S. Hirose *et al.* [Belle Collaboration], “Measurement of the τ lepton polarization and $R(D^*)$ in the decay $\bar{B} \rightarrow D^*\tau^-\bar{\nu}_\tau$,” Phys. Rev. Lett. **118** (2017) no. 21, 211801 [arXiv:1612.00529 [hep-ex]].
- [30] HFAG, Average of $R(D)$ and $R(D^*)$ for FPCP 2017, <http://www.slac.stanford.edu/xorg/hflav/semi/fpcp17/RDRDs.html> accessed: 2010-09-30.

Table 2: Branching fractions (in %) of semileptonic B_c decays into charmonia.

Mode	This work	[3]	[4]	[5]	[7]
$B_c^+ \rightarrow \eta_c\mu^+\bar{\nu}_\mu$	0.95 ± 0.19	0.76	0.15	0.59	0.75
$B_c^+ \rightarrow \eta_c\tau^+\bar{\nu}_\tau$	0.24 ± 0.05			0.20	0.23
$B_c^+ \rightarrow J/\psi\mu^+\bar{\nu}_\mu$	1.67 ± 0.33	2.01	1.47	1.20	1.9
$B_c^+ \rightarrow J/\psi\tau^+\bar{\nu}_\tau$	0.40 ± 0.08			0.34	0.48
Mode	[8]	[9]	[16]	[18]	[19]
$B_c^+ \rightarrow \eta_c\mu^+\bar{\nu}_\mu$	0.42	0.81	0.55	$4.5^{+1.66}_{-1.24}$	0.44
$B_c^+ \rightarrow \eta_c\tau^+\bar{\nu}_\tau$		0.22		$2.8^{+1.01}_{-0.73}$	0.14
$B_c^+ \rightarrow J/\psi\mu^+\bar{\nu}_\mu$	1.23	2.07	1.73	$5.7^{+1.1}_{-0.92}$	1.01
$B_c^+ \rightarrow J/\psi\tau^+\bar{\nu}_\tau$		0.49		$1.7^{+0.51}_{-0.33}$	0.29

Table 3: Nonleptonic decay widths of the B_c meson in units of $a_1^2 \cdot 10^{-15}$ GeV.

Mode	This work	[2]	[3]	[4]	[5]
$B_c^+ \rightarrow \eta_c \pi^+$	2.28 ± 0.46	2.07	1.59	0.28	1.47
$B_c^+ \rightarrow \eta_c \rho^+$	3.15 ± 0.63	5.48	3.74	0.75	3.35
$B_c^+ \rightarrow \eta_c K^+$	0.17 ± 0.03	0.16	0.12	0.023	0.15
$B_c^+ \rightarrow \eta_c K^{*+}$	0.19 ± 0.04	0.29	0.20	0.04	0.24
$B_c^+ \rightarrow J/\psi \pi^+$	1.22 ± 0.24	1.97	1.22	1.48	0.82
$B_c^+ \rightarrow J/\psi \rho^+$	2.03 ± 0.41	5.95	3.48	4.14	2.32
$B_c^+ \rightarrow J/\psi K^+$	0.09 ± 0.02	0.15	0.09	0.08	0.08
$B_c^+ \rightarrow J/\psi K^{*+}$	0.13 ± 0.03	0.32	0.20	0.23	0.18
Mode	[8]	[9]	[16]	[26]	
$B_c^+ \rightarrow \eta_c \pi^+$	0.93	2.11	1.18 ± 0.10	1.49	
$B_c^+ \rightarrow \eta_c \rho^+$	2.3	5.10	$2.89^{+0.51}_{-0.46}$	3.93	
$B_c^+ \rightarrow \eta_c K^+$	0.07	0.166	0.092 ± 0.0078	0.12	
$B_c^+ \rightarrow \eta_c K^{*+}$	0.12	0.276	0.17 ± 0.02	0.20	
$B_c^+ \rightarrow J/\psi \pi^+$	0.67	1.93	1.24 ± 0.11	1.01	
$B_c^+ \rightarrow J/\psi \rho^+$	1.8	5.49	$3.59^{+0.64}_{-0.58}$	3.25	
$B_c^+ \rightarrow J/\psi K^+$	0.05	0.15	0.095 ± 0.008	0.08	
$B_c^+ \rightarrow J/\psi K^{*+}$	0.11	0.31	0.226 ± 0.03	0.17	

Table 4: Branching fractions (in %) of nonleptonic B_c decays obtained in our model with $a_1 = 1.038$.

$B_c^+ \rightarrow \eta_c \pi^+$	$B_c^+ \rightarrow \eta_c \rho^+$	$B_c^+ \rightarrow \eta_c K^+$	$B_c^+ \rightarrow \eta_c K^{*+}$
0.189 ± 0.037	0.518 ± 0.104	0.015 ± 0.003	0.029 ± 0.006
$B_c^+ \rightarrow J/\psi \pi^+$	$B_c^+ \rightarrow J/\psi \rho^+$	$B_c^+ \rightarrow J/\psi K^+$	$B_c^+ \rightarrow J/\psi K^{*+}$
0.101 ± 0.02	0.334 ± 0.067	0.008 ± 0.002	0.019 ± 0.004

Table 5: The ratios of branching fractions.

Ref.	$\mathcal{R}_{\pi^+/\mu^+\nu}$	$\mathcal{R}_{\mathcal{K}^+/\pi^+}$	\mathcal{R}_{η_c}	$\mathcal{R}_{J/\psi}$
LHCb [1]	0.0469 ± 0.0054			
LHCb[10]		0.069 ± 0.019		
LHCb [11]		0.079 ± 0.0076		
LHCb[15]				0.71 ± 0.25
This work	0.0605 ± 0.012	0.076 ± 0.015	0.26 ± 0.05	0.24 ± 0.05
[3]	0.0525	0.074		
[4]	0.0866	0.058		
[5]	0.0625	0.096	0.34	0.28
[6]	0.058	0.075		
[7]	0.068	0.085	0.31	0.25
[8]	0.0496	0.077		
[9]	0.082	0.076	0.27	0.24
[14]		0.075		
[16]	$0.064^{+0.007}_{-0.008}$	$0.072^{+0.019}_{-0.008}$		
[18, 27]	$0.046^{+0.003}_{-0.002}$	0.082	0.63 ± 0.0	$0.29^{+0.01}_{-0.00}$
[19]			0.31	0.29
[22]			0.28	0.26

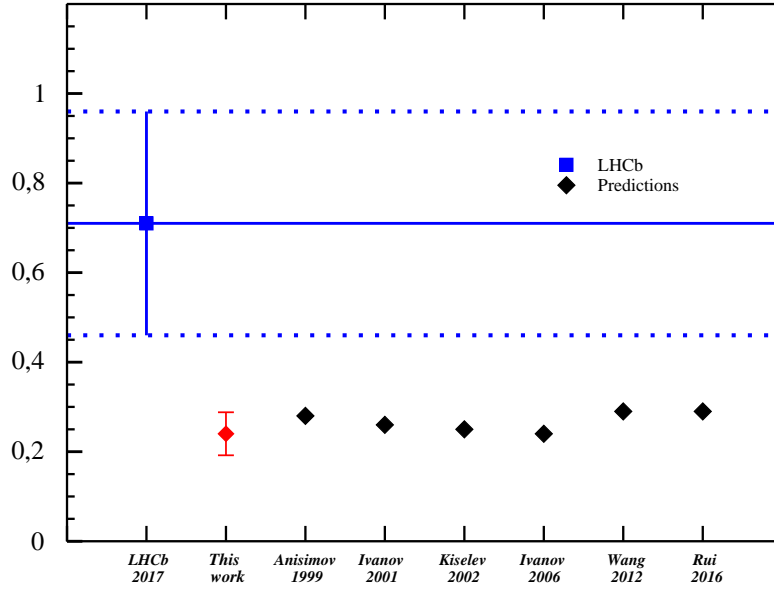


Figure 2: Theoretical predictions vs. LHCb data [15] for the ratio $\mathcal{R}_{\mathcal{J}/\psi}$. Solid line–central experimental value, dotted lines–experimental error bar.

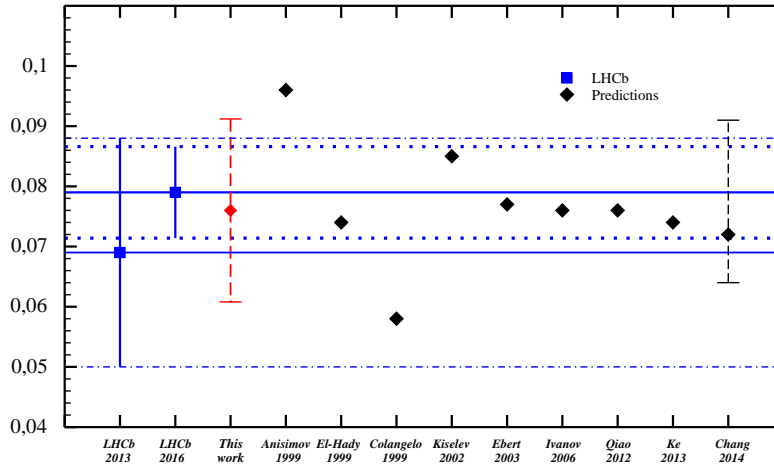


Figure 3: Theoretical predictions vs. LHCb data [10] and [11] for the ratio $\mathcal{R}_{\mathcal{K}^+/\pi^+}$. Two solid lines– central experimental values, dash-dotted lines–experimental error bar from [10], dotted lines–experimental error bar from [11].

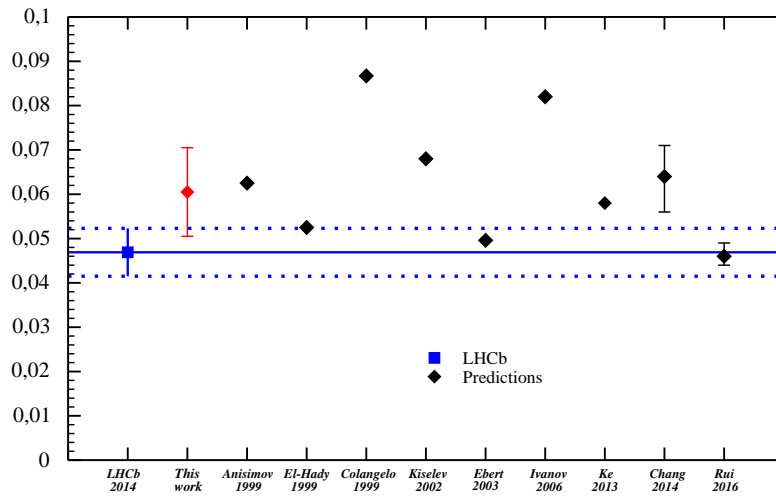


Figure 4: Theoretical predictions vs. LHCb data [1] for the ratio $\mathcal{R}_{\pi^+/\mu^+\nu_\mu}$. Solid line—central experimental value, dotted lines—experimental error bar.