

Ioffe-Regel criterion of Anderson localization in the model of resonant point scatterers

S.E. Skipetrov*

Univ. Grenoble Alpes, CNRS, LPMMC, 38000 Grenoble, France

I.M. Sokolov†

Department of Theoretical Physics, Peter the Great St. Petersburg Polytechnic University, 195251 St. Petersburg, Russia

(Dated: October 25, 2022)

We establish a phase diagram of a model in which scalar waves are scattered by resonant point scatterers (atoms) pinned at random positions in the free three-dimensional (3D) space. A transition to Anderson localization takes place in a narrow frequency band near the resonance frequency provided that the number density of scatterers ρ exceeds a critical value $\rho_c \simeq 0.08k_0^3$, where k_0 is the wave number in the free space. The localization condition $\rho > \rho_c$ can be rewritten as $k_0\ell_0 < 1$, where ℓ_0 is the on-resonance mean free path in the independent-scattering approximation. At mobility edges, the decay of the average amplitude of a monochromatic plane wave is not purely exponential and the growth of its phase is nonlinear with the propagation distance. This makes it impossible to define the mean free path ℓ and the effective wave number k in a usual way. If the latter are defined as an effective decay length of the intensity and an effective growth rate of the phase of the average wave field, the Ioffe-Regel parameter $(k\ell)_c$ at the mobility edges can be calculated and takes values from 0.4 to 1.1 depending on ρ . Thus, the Ioffe-Regel criterion of localization $k\ell < (k\ell)_c = \text{const} \sim 1$ is valid only qualitatively and cannot be used as a quantitative condition of Anderson localization in 3D.

I. INTRODUCTION

When the mean free path ℓ due to scattering of a wave in a disordered medium becomes of the order of or shorter than the wavelength λ , a pictorial representation of multiple wave scattering as a sequence of scattering events separated by intervals of free propagation becomes *qualitatively* invalid and new regimes of wave transport may be expected [1–4]. Strictly speaking, the corresponding Ioffe-Regel criterion $k\ell \lesssim 1$, where $k = 2\pi/\lambda$ is the wave number, defines a strong scattering regime in which the nature of wave transport remains to be determined. Theory suggests that in a 3D disordered medium, the condition $k\ell = (k\ell)_c \sim 1$ corresponds to a critical point of localization transition (a metal-insulator transition for electrons in a disordered metal [5]) that separates a region of parameters for which the eigenmodes are spatially extended [$k\ell > (k\ell)_c$] from a region for which the eigenmodes are localized [$k\ell < (k\ell)_c$] [4–7]. The Ioffe-Regel criterion $k\ell < (k\ell)_c \sim 1$ is thus often used as a condition to reach Anderson localization of waves in 3D disordered media [8, 9]. Its importance is difficult to overestimate because it is the only known criterion that makes a link between a transition in macroscopic transport properties and quantities k and ℓ that can be calculated microscopically, allowing for engineering of disordered materials with desired localization properties.

Many theoretical works have been devoted to estimations of the critical value $(k\ell)_c$ of the Ioffe-Regel parameter $k\ell$, which inevitably turns out to be close (although not exactly equal) to 1: $(k\ell)_c = (2\pi)^{-1/2} \simeq 0.4$ [10], 0.84 [11], 0.972 [12], 0.985 [4]. Recent numerical studies of Anderson localization of cold atoms in random optical potentials [13–15] as well as the available ultrasonic [16] and cold-atom [17, 18] experiments are also in agreement

with $(k\ell)_c \sim 1$. For light in strongly scattering semiconductor and dielectric powders, values of $k\ell$ down to 2.5 were reported [19–23] but an unambiguous signature of Anderson localization has not been convincingly demonstrated [24, 25].

It is worthwhile to note that reaching $k\ell \lesssim 1$ does not ensure Anderson localization. Some models of mechanical vibrations in disordered solids exhibit Anderson transition at frequencies ω_c that considerably exceed the Ioffe-Regel frequency ω_{IR} at which the Ioffe-Regel criterion is obeyed [26–28]. Vibrational modes corresponding to frequencies $\omega \in (\omega_{\text{IR}}, \omega_c)$ are extended but cannot be viewed as damped plane waves anymore. Another relevant example is light scattering in an ensemble of identical resonant point scatterers (atoms). Here $k\ell < 1$ can well be reached [29] but no Anderson localization takes place [30].

The present work is devoted to a quantitative verification of the validity of the Ioffe-Regel criterion of localization in a simple model of scalar wave interacting with point resonant scatterers that are randomly distributed in space. This model exhibits Anderson localization for a band of frequencies $\omega \in (\omega_c^{\text{I}}, \omega_c^{\text{II}})$ near the resonant frequency ω_0 if the number density of scatterers ρ exceeds a critical value ρ_c [30, 31]. We first establish a “phase diagram” of the model by determining the mobility edges ω_c^{I} and ω_c^{II} as functions of scatterer density ρ . Next, we calculate the effective wave number k and the mean free path ℓ for waves with frequencies exactly at the estimated mobility edges. And finally, we compare their product $(k\ell)_c$ depending on the density ρ with the expected value of 1 and discuss its variations. Our calculated $(k\ell)_c$ varies from 0.4 to 1.1 testifying that the Ioffe-Regel criterion $k\ell \leq (k\ell)_c \sim 1$ is a good qualitative condition for localization but that it cannot be used as a

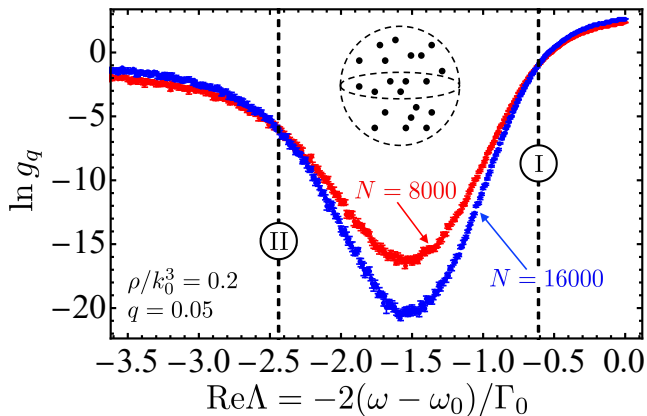


FIG. 1. Illustration of the procedure applied to determine the mobility edges ω_c . Percentiles g_q of the probability distribution of the Thouless conductance g are calculated numerically as functions of the real part $\text{Re}\Lambda$ of the eigenvalues Λ of the Green's matrix (1), for two different numbers N of point scatterers in a sphere (see the inset), at a fixed density of scatterers ρ (red and blue data points with error bars). The values $\text{Re}\Lambda_c$ of $\text{Re}\Lambda$ at which lines $\ln g_q(\text{Re}\Lambda)$ corresponding to different N cross determine the mobility edges $\omega_c = \omega_0 - (\Gamma_0/2)\text{Re}\Lambda_c$ (dashed vertical lines). Our results are obtained from at least 5.5×10^6 eigenvalues for each ρ and N . Final estimations of ω_c are averages over results obtained for 10 equispaced values of q in the interval $q = 0.01$ – 0.1 .

precise quantitative criterion. As a side but important result we also demonstrate that the quantities k and ℓ start to lose their physical meaning as a localization transition is approached from the extended side because the decay of the absolute value of the ensemble-averaged wave amplitude becomes nonexponential whereas the growth of its phase becomes nonlinear.

II. PHASE DIAGRAM FOR A SCALAR WAVE IN AN ENSEMBLE OF RESONANT POINT SCATTERERS

Multiple scattering of a quiresonant scalar wave in an ensemble of N resonant point scatterers (resonance frequency ω_0 , resonance width Γ_0) at positions $\{\mathbf{r}_m\}$, $m = 1, \dots, N$ can be studied by considering the so-called Green's matrix $\hat{G}(\omega_0)$ with elements

$$G_{mn}(\omega_0) = i\delta_{mn} + (1 - \delta_{mn}) \frac{\exp(ik_0|\mathbf{r}_m - \mathbf{r}_n|)}{k_0|\mathbf{r}_m - \mathbf{r}_n|}, \quad (1)$$

where $k_0 = \omega_0/c$ and c is the speed of the wave in the absence of scatterers. This approach was first proposed by Foldy [32], then discussed in detail by Lax [33], and later used in the context of Anderson localization by several authors [30, 31, 34, 35]. A transition to Anderson localization upon increasing the number density of scatterers ρ in this model was demonstrated in Ref. 30 and

TABLE I. Mobility edges $(\omega_c - \omega_0)/\Gamma_0$.

Density ρ/k_0^3	Mobility edge I	Mobility edge II
0.1	0.234 ± 0.004	0.608 ± 0.005
0.11	0.231 ± 0.004	0.693 ± 0.006
0.121	0.236 ± 0.004	0.753 ± 0.014
0.15	0.256 ± 0.003	0.935 ± 0.011
0.2	0.305 ± 0.003	1.219 ± 0.030
0.3	0.385 ± 0.005	1.836 ± 0.047
0.4	0.451 ± 0.006	2.419 ± 0.107

the critical parameters of this transition were calculated in Ref. 31. Here we apply the approach developed in the latter work to determine the critical frequencies ω_c of the Anderson transitions as functions of ρ . In short, we fix the scatterer number density ρ and for a given configuration $\{\mathbf{r}_m\}$ of N scatterers in a sphere define the Thouless conductance $g(\omega_n, N)$ as a ratio of the imaginary part of an eigenvalue Λ_n of the matrix $\hat{G}(\omega_0)$ to the average distance between projections of Λ_n 's on the real axis:

$$g(\omega_n, N) = \frac{\text{Im}\Lambda_n}{\langle \text{Re}\Lambda_n - \text{Re}\Lambda_{n-1} \rangle}, \quad (2)$$

where the eigenvalues Λ_n are ordered in the order of ascending real parts ($\text{Re}\Lambda_n > \text{Re}\Lambda_{n-1}$) and $\omega_n = \omega_0 - (\Gamma_0/2)\text{Re}\Lambda_n$. For scatterers at random positions, g becomes a random number with a probability density $p_{\omega,N}(g)$ that we estimate numerically. The small- g part of $p_{\omega,N}(g)$ obeys a single-parameter scaling near mobility edges ω_c , so that small- g parts of $p_{\omega,N}(g)$ calculated for different numbers of scatterers N (but at the same density) tend to coincide for $N \gg 1$. Instead of working with $p_{\omega,N}(g)$, we choose to study the percentiles $g_q(\omega, N)$ of this distribution defined via

$$q = \int_0^{g_q(\omega, N)} p_{\omega,N}(g) dg. \quad (3)$$

The N -independent form of $p_{\omega,N}(g)$ at small g translates into N -independent values of $g_q(\omega, N)$ for small q . Therefore, the mobility edges ω_c can be determined by computing $g_q(\omega, N)$ as functions of ω for several values of N and finding the frequencies $\omega = \omega_c$ for which the curves obtained for different N all cross. The fact that such crossing points indeed exist has been demonstrated in Ref. 31, which can be consulted for more details. It is therefore sufficient to use two different values of N to determine ω_c . This is illustrated in Fig. 1 for $\rho/k_0^3 = 0.2$ and $q = 0.05$. The final estimations of ω_c are obtained by repeating calculations for 10 equispaced values of q in the interval $q = 0.01$ – 0.1 and averaging over q . The resulting ω_c obtained for 7 different densities $\rho/k_0^3 = 0.1, 0.11, 0.121, 0.15, 0.2, 0.3$ and 0.4 are given in Table I.

Figure 2 represents the data of Table I graphically (symbols with error bars). Such a representation helps to recognize that both ω_c^{I} and ω_c^{II} exhibit a roughly linear dependence on ρ/k_0^3 for $\rho/k_0^3 \gtrsim 0.12$ (straight solid

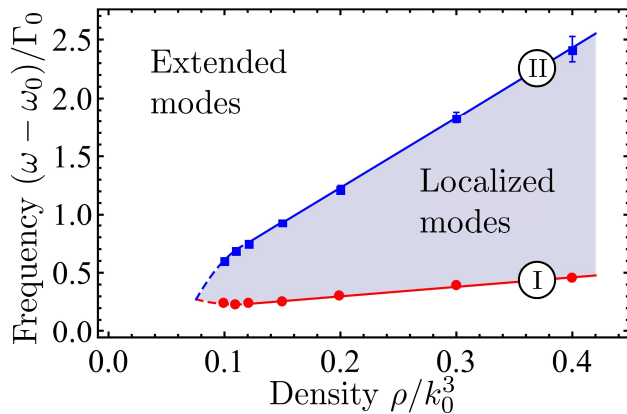


FIG. 2. Phase diagram of the model of resonant point scatterers: grey and white areas correspond to the regions of localized and extended modes, respectively. Data of Table I are shown by full circles and squares for the mobility edges I and II, respectively. Straight solid lines are linear fits showing the estimated mobility edges as functions of scatterer density for $\rho/k_0^3 \geq 0.121$. Dashed lines are quadratic fits for $\rho/k_0^3 \leq 0.121$. Their crossing point identifies $\rho_c/k_0^3 \simeq 0.08$ as an estimation of the lowest density at which localized modes may appear.

lines in Fig. 2). The density dependencies of $\omega_c^{I,II}$ bend at lower densities and we fit the first three data points of each dependence by quadratic polynomials (dashed lines in Fig. 2). The crossing point of the latter identifies $\rho_c/k_0^3 \simeq 0.08$ as a minimal density at which localized modes may appear. A more accurate determination of ρ_c is complicated by the fact that it becomes difficult to determine the values of ω_c accurately when ρ approaches ρ_c . Because $\ell_0 = k_0^2/4\pi\rho$ is the on-resonance mean free path in the independent-scattering approximation, $\rho/k_0^3 = 0.08$ corresponds to $k_0\ell_0 = 1$ with a high degree of accuracy.

III. ANALYSIS OF THE COHERENT WAVE FIELD

Having found the positions of mobility edges as functions of the atomic number density, we now want to determine the effective wave number k and the mean free path ℓ at the critical points. To this end, we analyze the coherent component of a plane wave incident on an ensemble of resonant point scatterers as it propagates into the sample. We consider point scatterers (atoms) that are randomly distributed inside a cylindrical layer of radius $k_0R = 20$ and thickness $k_0L = 10$, see the inset of Fig. 3(a). A monochromatic plane wave $\psi_0(\mathbf{r}) = \exp(ikz)$ with $k = \omega/c$ is incident on the sample from the left, at $z = 0$. A vector $\boldsymbol{\psi} = (\psi_1, \dots, \psi_N)^T$ of wave amplitudes $\psi_m = \psi(\mathbf{r}_m)$ at the points $\{\mathbf{r}_m\}$ where the scatterers are

located obeys [32, 33]

$$\boldsymbol{\psi} = \boldsymbol{\psi}_0 + \alpha(\omega) [\hat{G}(\omega) - i\mathbb{1}] \boldsymbol{\psi}, \quad (4)$$

where $\boldsymbol{\psi}_0 = [\psi_0(\mathbf{r}_1), \dots, \psi_0(\mathbf{r}_N)]^T$ and $\alpha(\omega) = -(\Gamma_0/2)/(\omega - \omega_0 + i\Gamma_0/2)$ is the (dimensionless) scatterer polarizability. The solution of Eq. (4) reads

$$\boldsymbol{\psi} = (\mathbb{1} - \alpha(\omega) [\hat{G}(\omega) - i\mathbb{1}])^{-1} \boldsymbol{\psi}_0. \quad (5)$$

We use this expression to calculate $\boldsymbol{\psi}$ for many different random configurations $\{\mathbf{r}_m\}$ of scatterers. The results are then averaged over all configurations and over the central part of the cylinder $\sqrt{x^2 + y^2} < 12$ to obtain an average wave field $\langle \psi(z) \rangle$ as a function of penetration depth z . $\langle \psi(z) \rangle$ is a complex function and can be represented as $\langle \psi(z) \rangle = A(z) \exp[i\varphi(z)]$, with real amplitude $A(z)$ and phase $\varphi(z)$. From the multiple scattering theory [4, 36] we expect

$$A(z) = A(0) \exp(-z/2\ell), \quad (6)$$

$$\varphi(z) = \varphi(0) + kz, \quad (7)$$

which define the scattering mean free path ℓ and the effective wave number k .

The exponential decay of $A(z)$ and the linear growth of $\varphi(z)$ according to Eqs. (6) and (7) is in agreement with our calculations at low densities ρ , allowing for accurate estimations of ℓ and k . We find, however, that Eqs. (6) and (7) break down at higher densities and, in particular, at densities needed to reach Anderson localization. Figure 3 shows the dependencies $A(z)$ and $\varphi(z)$ that we find at the mobility edges determined in Sec. II. The amplitude $A(z)$ exhibits a nonexponential decay with z whereas the growth of the phase $\varphi(z)$ is not linear. This is particularly pronounced at the low-frequency mobility edge I (panels of the first row in Fig. 3), but is also the case at the high-frequency mobility edge II (panels of the second row in Fig. 3).

The nonexponential decay of $A(z)$ and the nonlinear growth of $\varphi(z)$ at large scatterer densities can be traced back to the spatial dispersion of the self-energy Σ , which becomes momentum-dependent. Indeed, at low densities the self-energy is proportional to the scattering matrix $t(\omega) = -(4\pi/k_0)\alpha(\omega)$ of an isolated atom: $\Sigma(\omega) = \rho t(\omega)$, and it is independent of the momentum \mathbf{q} . The Fourier transform of the average Green's function $G(\mathbf{q}, \omega) = [\omega^2/c^2 - q^2 - \Sigma(\omega)]^{-1}$ yields $G(\mathbf{r}, \omega) = -\exp(ikr - r/2\ell)/4\pi r$, where $k = \omega/c - \text{Re}\Sigma(\omega)/2(\omega/c)$ and $\ell = -(\omega/c)/\text{Im}\Sigma(\omega)$. In its turn, the integration of $G(\mathbf{r}, \omega)$ over the input surface of a disordered layer to model an incident plane wave yields Eqs. (6) and (7). It is known, however, that second-order in ρ corrections to Σ are momentum-dependent and $\Sigma = \Sigma(\mathbf{q}, \omega)$ [37, 38]. Including these corrections into the analysis produces deviations from Eqs. (6) and (7) that are qualitatively similar to those in our Fig. 3. The deviations that we observe are, however, much stronger than those that can be understood using terms up to second order in ρ . They

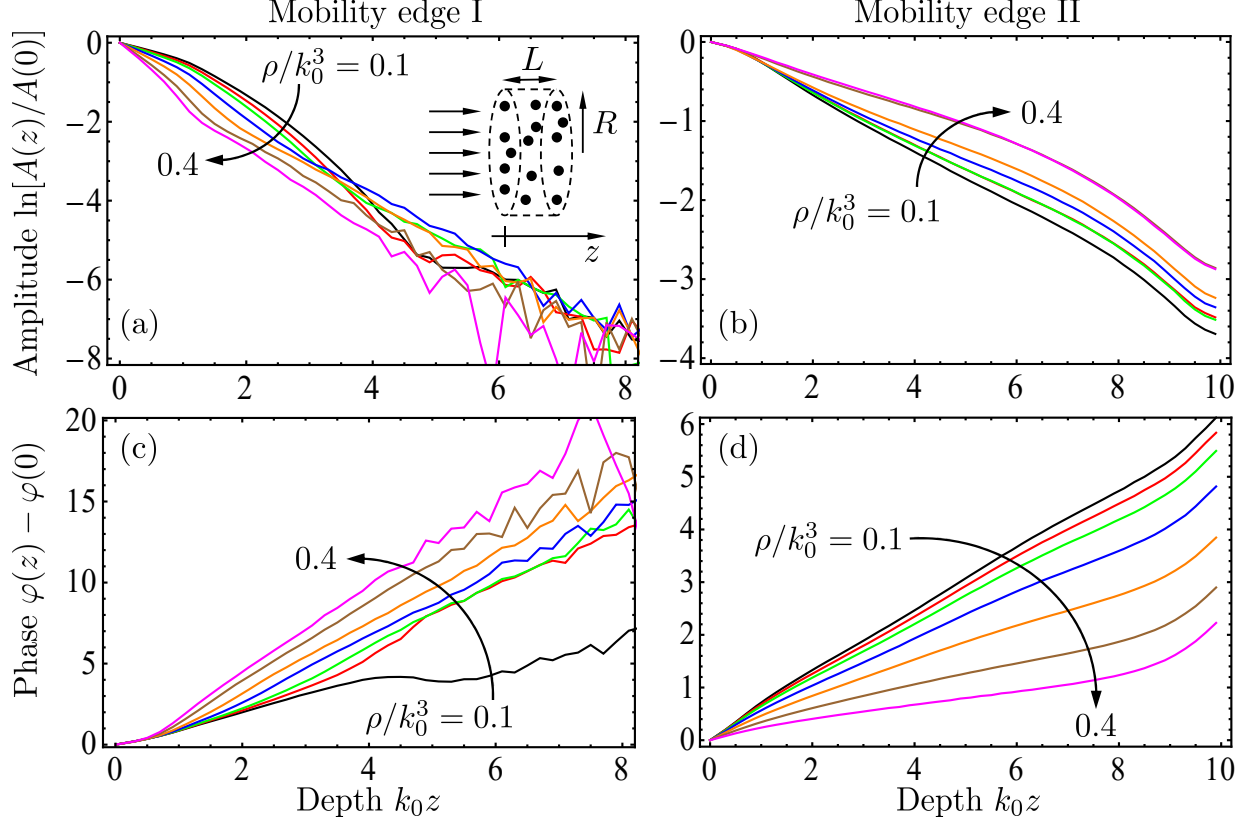


FIG. 3. Decay of the amplitude [first row, panels (a) and (b)] and growth of the phase [second row, panels (c) and (d)] of the average wave field as a function of depth z into the medium at the mobility edges I (first column) and II (second column) for 7 atomic densities from $\rho/k_0^3 = 0.1$ to 0.4 listed in Table I. Averaging is performed over 10^5 – 10^6 scatterer configurations for each curve. The inset of panel (a) shows the geometry of a cylindrical layer of radius $k_0 R = 20$ and thickness $k_0 L = 10$, illuminated by a monochromatic plane wave, used for the calculations.

cannot be fitted to the theory of Ref. 37. Higher-order terms are required to provide a quantitative analytical description of our numerical results.

Strictly speaking, the complicated behavior of $A(z)$ and $\varphi(z)$ in Fig. 3 makes it impossible to define the mean free path ℓ and the effective wave number k . We note, however, that even though the behavior of $\ln A(z)$ and $\varphi(z)$ is nonlinear, they are still monotonically decreasing and increasing functions, respectively. Moreover, even though the decay of $A(z)$ is not purely exponential, it does not slow down considerably and does not become power-law. We thus can define ℓ and k as some effective decay length of $A(z)^2$ and growth rate of $\varphi(z)$, respectively. We propose to do it in two ways. First, we introduce integral definitions

$$\ell = \int_0^\infty [A(z)/A(0)]^2 dz, \quad (8)$$

$$k = \frac{2}{z_{\max}^2} \int_0^{z_{\max}} [\varphi(z) - \varphi(0)] dz, \quad (9)$$

where z_{\max} is a depth up to which we consider our results reliable. It is easy to verify that Eqs. (6) and (7) obey Eqs. (8) and (9), so that the latter will give correct results in the limit of weak disorder. Their advantage is that they will yield physically meaningful results at strong disorder as well.

Another way to determine ℓ and k is to enforce the behavior dictated by Eqs. (6) and (7) and determine ℓ and k as best fit parameters from linear fits of Eqs. (6) and (7) to $\ln A(z)$ and $\varphi(z)$, respectively. The fits are to be applied in a certain range of depths $z \in (z_{\min}, z_{\max})$ that we can choose to minimize the impact of any undesirable artifacts such as, e.g., the proximity of a boundary at $z = 0$ or the bad quality of numerical data at large z . The definitions (8) and (9) are mainly sensitive to the behavior of the average wave field $\langle \psi(z) \rangle$ at short distances because $A(z)$ in Eq. (8) decays rapidly with z whereas the integration in Eq. (9) is explicitly restricted to $z < z_{\max}$. In contrast, the fits of $\ln A(z)$ and $\varphi(z)$ by linear functions may account for the behavior of $\langle \psi(z) \rangle$ in a wider range of depths depending on the choice of the fit interval (z_{\min}, z_{\max}) .

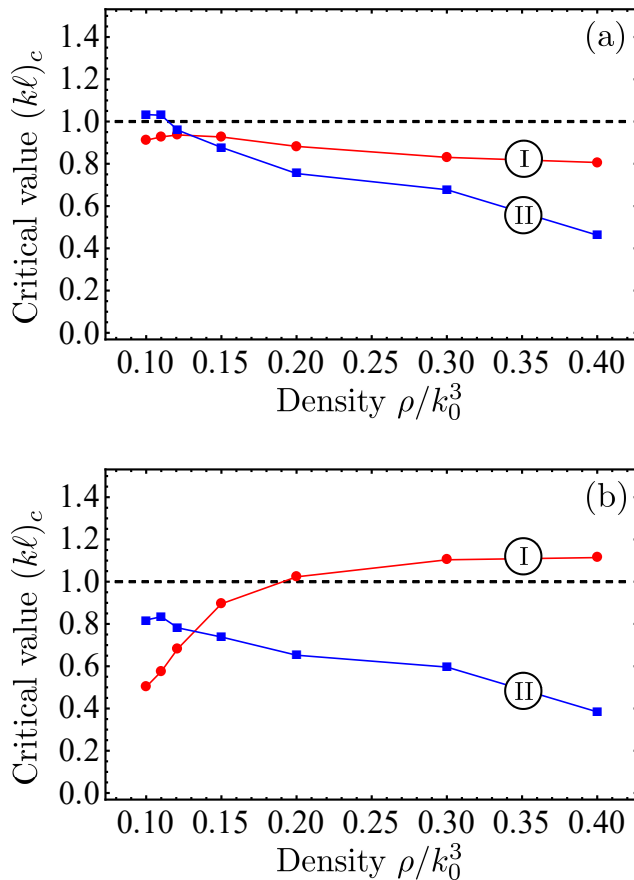


FIG. 4. Values of the Ioffe-Regel parameter $k\ell$ at the mobility edges $\omega = \omega_c^{I,II}$ as functions of scatterer number density ρ/k_0^3 (low-frequency mobility edge I – red circles, high-frequency mobility edge II – blue squares). (a) ℓ and k were estimated by the integral formulas (8) and (9) with $k_0 z_{\max} = 4$. (b) ℓ and k were estimated from linear fits of Eqs. (6) and (7) to the numerical data in the interval $k_0 z \in (1, 4)$. The horizontal dashed lines show $(k\ell)_c = 1$ expected at a mobility edge.

IV. CALCULATION OF THE IOFFE-REGEL PARAMETER AND DISCUSSION OF RESULTS

We now apply the two methods of determining ℓ and k to the numerical data of Fig. 3 and calculate the resulting Ioffe-Regel parameter $k\ell$ at the mobility edges I and II, as a function of atomic density ρ . The results are shown in Fig. 4. For the considered range of densities $\rho/k_0^3 = 0.1\text{--}0.4$, the critical values of $k\ell$ vary between 0.4 and 1.1. This demonstrates that even if the criterion $(k\ell)_c = 1$ turns out to be qualitatively valid to determine the positions of mobility edges (because 0.4 and 1.1 are still of order 1), it is far from having a strict quantitative validity. For both definitions of k and ℓ , the best agreement between the critical values of $k\ell$ at the two mobility edges is achieved at low densities $\rho/k_0^3 = 0.1\text{--}0.2$, whereas high-density values of $(k\ell)_c$ start to differ

significantly, by almost a factor of 3 in Fig. 4(b).

It is instructive to compare our results for scalar waves with those obtained previously for light with account for its vector character. A calculation of coherent light propagation analogous to the one presented in Sec. III yields a purely exponential decay of the wave amplitude $A(z)$ and a linear growth of its phase $\varphi(z)$ in the range of densities $\rho/k_0^3 = 0.1\text{--}0.5$ and for all frequencies ω near the resonance frequency ω_0 [29, 39]. Thus, both the mean free path ℓ and the effective wave number k are well defined, leading to the values of the Ioffe-Regel parameter $k\ell$ as small as 0.5 [29]. However, despite the fact that this value is of the same order as or even smaller than the critical values $(k\ell)_c$ reported in Fig. 4, the eigenvectors of the corresponding Green's matrix remain extended and no Anderson localization takes place [30]. This appears rather counter-intuitive in the light of the available analytical results [37, 38]. Indeed, the calculation of the self-energy Σ shows that Σ becomes momentum-dependent already in the second order in density ρ/k_0^3 for both scalar waves [37] and vector light [38]. However, the results of Ref. 29 suggest that for light, the momentum-dependent part of Σ remains always small and can be neglected. The reason for this is unclear at the moment. The remaining momentum-independent part of Σ yields well-defined mean free path ℓ and effective wave number k of the optical wave in the scattering medium. In contrast, for scalar waves the momentum-dependent part of Σ becomes significant at high densities of scatterers, which creates difficulties for defining ℓ and k properly (see Sec. III and, in particular, Fig. 3). Altogether, it turns out that the model of scalar wave scattering by an ensemble of resonant point scatterers is much richer than its vector (optical) counterpart because it contains both different regimes of coherent wave propagation (with and without well-defined ℓ and k) and different regimes of transport by multiple scattering (diffusion and Anderson localization). In contrast, the vector optical model always yields well-defined ℓ and k [29] and exhibits no Anderson transition [30].

V. CONCLUSIONS

In this work, we established a phase diagram for a scalar wave in an ensemble of resonant point scatterers. Localized modes appear at sufficiently high number densities of scatterers $\rho > \rho_c$ in a wedge-shaped region on the density-frequency plane. The critical density ρ_c is estimated to be $\rho_c/k_0^3 \simeq 0.08$, which corresponds to $k_0\ell_0 = 1$ with ℓ_0 the on-resonance mean free path in the independent-scattering approximation. The propagation of the coherent component of an incident wave with a frequency at the mobility edge is strongly affected by the spatial dispersion of the effective medium, resulting in a nonexponential decay of the amplitude $A(z)$ of the average wave field and a nonlinear growth of its phase $\varphi(z)$. This makes impossible the definition of the mean

free path ℓ and the effective wave number k in a usual way, as the characteristic length of the exponential decay of the wave intensity $A(z)^2$ and the rate of the linear growth of the phase $\varphi(z)$, respectively. Despite this difficulty, we defined ℓ and k as *effective* decay and growth rates of $A(z)^2$ and $\varphi(z)$, respectively. This allowed us to calculate the value $(k\ell)_c$ of the Ioffe-Regel parameter $k\ell$ at the two mobility edges as a function of scatterer density and show that it takes values from 0.4 to 1.1. Hence, the usual form of the Ioffe-Regel criterion $k\ell < (k\ell)_c = \text{const} \sim 1$ is a qualitatively correct but quantitatively inexact condition of Anderson localization in 3D even for such a simple model of disordered medium as a random ensemble of point scatterers. Realistic disordered media used in experiments on Anderson localization are typically composed of scatterers of size $\sim \lambda$ and present some degree of (at least, short-range) correlations in their positions [16, 19–22]. We expect that a simple criterion like $k\ell < (k\ell)_c = \text{const}$ should be even less relevant for such media. Thus, there is still no simple and reliable *quantitative* criterion of Anderson localization that would be suitable to guide experiments. It is nevertheless worthwhile to note that the model discussed in this

work could be a good testbed for eventual new criteria of localization because its phase diagram is now known (see Fig. 2) and can be recalculated with arbitrary precision if needed. Correlations in scatterer positions or vector nature of considered waves (e.g., light [30] or elastic waves [40]) can be readily incorporated into the model.

ACKNOWLEDGMENTS

This work was funded by the Agence Nationale de la Recherche (project ANR-14-CE26-0032 LOVE). The analysis of the coherent wave field was performed with a financial support of the Russian Science Foundation (grant 17-12-01085). A part of the computations presented in this paper were performed using the Froggy platform of the CIMENT infrastructure (<https://ciment.ujf-grenoble.fr>), which is supported by the Rhone-Alpes region (grant CPER07_13 CIRA) and the Equip@Meso project (reference ANR-10-EQPX-29-01) of the programme Investissements d’Avenir supervised by the Agence Nationale de la Recherche.

-
- * Sergey.Skipetrov@lpmmc.cnrs.fr
† ims@is12093.spb.edu
- ¹ A.F. Ioffe and A.R. Regel, in *Progress in Semiconductors*, edited by A. F. Gibson, Vol. 4 (Wiley, New York, 1960), pp. 237–291.
 - ² N.F. Mott, *Electrons in disordered structures*, Adv. Phys. **16**, 49 (1967).
 - ³ N.F. Mott, *Metal-Insulator Transitions* (Taylor and Francis, London, 1990).
 - ⁴ P. Sheng, *Introduction to Wave Scattering, Localization and Mesoscopic Phenomena* (Academic Press, San Diego, 1995).
 - ⁵ P.W. Anderson, Absence of diffusion in certain random lattices, Phys. Rev. **109**, 1492 (1958).
 - ⁶ D. Vollhardt and P. Wölfle, Self-consistent theory of Anderson localization, in *Electronic Phase Transitions*, ed. by W. Hanke and Yu. V. Kopayev (Elsevier Science, Amsterdam, 1992), p.1.
 - ⁷ F. Evers and A.D. Mirlin, Anderson transitions, Rev. Mod. Phys. **80**, 1355 (2008).
 - ⁸ B. Kramer and A. MacKinnon, Localization: theory and experiment, Rep. Prog. Phys. **56**, 1469 (1993).
 - ⁹ A. Lagendijk, B.A. van Tiggelen, and D.S. Wiersma, Fifty Years of Anderson Localization, Phys. Today **62**(8), 24 (2009).
 - ¹⁰ S. John, Electromagnetic absorption in a disordered medium near a photon mobility edge, Phys. Rev. Lett. **53**, 2169 (1984).
 - ¹¹ E.N. Economou, C.M. Soukoulis, and A.D. Zdetsis, Localized states in disordered systems as bound states in potential wells, Phys. Rev. B. **30**, 1686 (1984).
 - ¹² B.A. van Tiggelen, A. Lagendijk, A. Tip, and G.F. Reiter, Effect of resonant scattering on localization of waves, Europhys. Lett. **15**, 535 (1991).
 - ¹³ A. Yedjour and B.A. van Tiggelen, Diffusion and localization of cold atoms in 3D optical speckle, Eur. Phys. J. D **59**, 249 (2010).
 - ¹⁴ M. Piraud, L. Sanchez-Palencia, and B.A. van Tiggelen, Anderson localization of matter waves in three-dimensional anisotropic disordered potentials, Phys. Rev. A **90**, 063639 (2014).
 - ¹⁵ M. Pasek, G. Orso, and D. Delande, Anderson localization of ultracold atoms: where is the mobility edge? Phys. Rev. Lett. **118**, 170403 (2017).
 - ¹⁶ H. Hu, A. Strybulevych, J.H. Page, S.E. Skipetrov, and B.A. van Tiggelen, Localization of ultrasound in a three-dimensional elastic network, Nature Phys. **4**, 945 (2008).
 - ¹⁷ J. Chabé, G. Lemarié, B. Grémaud, D. Delande, P. Szriftgiser, and J.C. Garreau, Experimental observation of the Anderson metal-insulator transition with atomic matter waves, Phys. Rev. Lett. **101**, 255702 (2008).
 - ¹⁸ F. Jendrzejewski, A. Bernard, K. Müller, P. Cheinet, V. Josse, M. Piraud, L. Pezzé, L. Sanchez-Palencia, A. Aspect, and P. Bouyer, Three-dimensional localization of ultracold atoms in an optical disordered potential, Nature Phys. **8**, 398 (2012).
 - ¹⁹ D.S. Wiersma, P. Bartolini, A. Lagendijk, and R. Righini, Localization of light in a disordered medium, Nature **390**, 671 (1997).
 - ²⁰ T. van der Beek, P. Barthelemy, P.M. Johnson, D.S. Wiersma, and A. Lagendijk, Light transport through disordered layers of dense gallium arsenide submicron particles, Phys. Rev. B **85**, 115401 (2012).
 - ²¹ M. Störzer, P. Gross, C.M. Aegerter, and G. Maret, Observation of the critical regime near Anderson localization of light, Phys. Rev. Lett. **96**, 063904 (2006).
 - ²² T. Sperling, W. Bührer, C.M. Aegerter, G. Maret, Direct determination of the transition to localization of light in

- three dimensions, *Nature Photon.* **7**, 7, 48 (2013).
- ²³ In optical experiments, one most often measures the transport mean free path ℓ^* and not ℓ , but we expect ℓ and ℓ^* to be of the same order for materials of Refs. [19–22].
- ²⁴ T. Sperling, L. Schertel, M. Ackermann, G.J. Aubry, C.M. Aegerter, and G. Maret, Can 3D light localization be reached in ‘white paint’? *New J. Phys.* **18**, 013039 (2016).
- ²⁵ S.E. Skipetrov and J.H. Page, Red light for Anderson localization, *New J. Phys.* **18**, 021001 (2016).
- ²⁶ P. Sheng, M. Zhou, and Z.-Q. Zhang, Phonon transport in strong-scattering media, *Phys. Rev. Lett.* **72**, 234 (1994).
- ²⁷ Y.M. Beltukov, V. I. Kozub, and D.A. Parshin, Ioffe-Regel criterion and diffusion of vibrations in random lattices, *Phys. Rev. B* **87**, 134203 (2013).
- ²⁸ Y.M. Beltukov and S.E. Skipetrov, Finite-time scaling at the Anderson transition for vibrations in solids, *Phys. Rev. B* **96**, 174209 (2017).
- ²⁹ Ya.A. Fofanov, A.S. Kuraptsev, I.M. Sokolov, and M.D. Havey, Dispersion of the dielectric permittivity of dense and cold atomic gases, *Phys. Rev. A* **84**, 053811 (2011).
- ³⁰ S.E. Skipetrov and I.M. Sokolov, Absence of Anderson localization of light in a random ensemble of point scatterers, *Phys. Rev. Lett.* **112**, 023905 (2014).
- ³¹ S.E. Skipetrov, Finite-size scaling analysis of localization transition for scalar waves in a three-dimensional ensemble of resonant point scatterers, *Phys. Rev. B* **94**, 064202 (2016).
- ³² L.L. Foldy, The multiple scattering of waves: I. General theory of isotropic scattering by randomly distributed scatterers, *Phys. Rev.* **67**, 107 (1945).
- ³³ M. Lax, Multiple scattering of waves, *Rev. Mod. Phys.* **23**, 287 (1951).
- ³⁴ M. Rusek, J. Mostowski, and A. Orłowski, Random Green matrices: From proximity resonances to Anderson localization, *Phys. Rev. A* **61**, 022704 (2000).
- ³⁵ F.A. Pinheiro, M. Rusek, A. Orłowski, and B.A. van Tiggelen, Probing Anderson localization of light via decay rate statistics *Phys. Rev. E* **69**, 026605 (2004).
- ³⁶ E. Akkermans, and G. Montambaux, *Mesoscopic Physics of Electrons and Photons* (Cambridge University Press, Cambridge, 2007).
- ³⁷ B.A. van Tiggelen and A. Lagendijk, Resonantly induced dipole-dipole interactions in the diffusion of scalar waves, *Phys. Rev. B* **50**, 16729 (1994).
- ³⁸ N. Cherroret, D. Delande, and B.A. van Tiggelen, Induced dipole-dipole interactions in light diffusion from point dipoles, *Phys. Rev. A* **94**, 012702 (2016).
- ³⁹ In Ref. 29, ℓ and k were determined from the analysis of the average atomic polarization induced by a circularly polarized plane wave incident on an ensemble of two-level atoms ($J = 0 \rightarrow J = 1$ transition).
- ⁴⁰ S.E. Skipetrov and Y.M. Beltukov, Anderson transition for elastic waves in three dimensions, arXiv:1803.10134.