

Deep Cascade Multi-task Learning for Slot Filling in Chinese E-commerce Shopping Guide Assistant

Yu Gong^{1*}, Xusheng Luo^{2*†}, Kenny Q. Zhu^{3‡}, Xi Chen⁴, Wenwu Ou⁵

^{1 4 5} Search Algorithm Team, Alibaba Group

^{2 3} Shanghai Jiao Tong University

{gongyu.gy, lxs140564}@alibaba-inc.com, ³ kzhu@cs.sjtu.edu.cn,

{gongda.cx, santong.oww}@taobao.com

Abstract

Slot filling is a critical task in natural language understanding (NLU) for dialog systems. State-of-the-art solutions regard it as a sequence labeling task and adopt BiLSTM-CRF models. While BiLSTM-CRF models works relatively well on standard datasets it faces challenges in Chinese E-commerce slot filling due to more informative slot labels and richer expressions. In this paper, we propose a deep multi-task learning model with cascade and residual connections. Experimental results show that our framework not only achieves competitive performance with state-of-the-arts on a standard dataset, but also significantly outperforms strong baselines by a substantial gain of 14.6% on a Chinese E-commerce dataset.

1 Introduction

An intelligent E-commerce online shopping guide assistant is a comprehensive human-like system providing various services such as pre-sale and after-sale inquiries, product recommendations, and user complaints processing, all of which seek to give the customers better shopping experience. The core of such assistant is a dialog system which has the ability to understand natural language utterances from a user and then give natural language responses. The architecture of a task-oriented dialog system for online shopping guide assistant is illustrated in Figure 1. Natural Language Understanding (NLU), which aims to interpret the semantic meanings conveyed by input utterances is a main component in task-oriented dialog systems. Slot filling is a subproblem in NLU, which identifies the properties and their values about the task to be performed in the dialog.

Slot filling extracts semantic constituents by using the words of input text to fill in pre-defined slots in a semantic frame [Mesnil *et al.*, 2015]. It can be regarded as sequence labeling task, which assigns an appropriate semantic label to each word in the given input utterance. In the case of E-commerce shopping, there are three named entity types in-

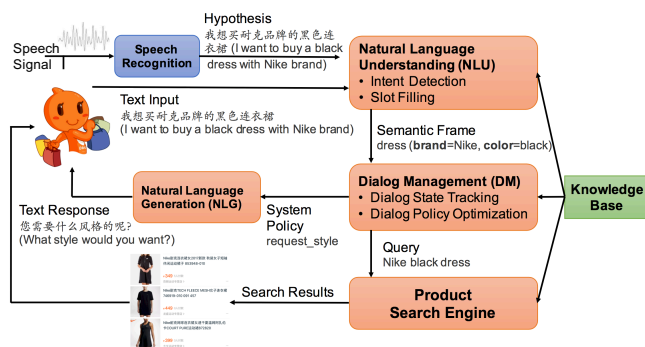


Figure 1: Pipeline framework of task-oriented dialog system for shopping guide assistant.

cluding *Category*, *Property Key* and *Property Value*. We show a real example in Table 1 with In/Out/Begin (IOB) scheme. In the named entity level, “连衣裙”(dress) is a Category (**B-CG/I-CG**), while “品牌”(brand) is labeled as Property Key (**B-PK/I-PK**), which is the name of one product property. “耐克”(Nike) and “黑色”(black) are labeled as Property Value (**B-PV/I-PV**) since they are concrete property values. However, labeling as Property Value is not good enough for NLU. Thus, in Slot Filling level, we further label “耐克”(Nike) as Brand Property (**B-Brand/I-Brand**), and “黑色”(black) as Color Property (**B-Color/I-Color**). In the meantime, other words in the example utterance that carry no semantic meaning are assigned **O** label.

State-of-the-art sequence labeling models are typically based on BiLSTM and CRF [Huang *et al.*, 2015; Reimers and Gurevych, 2017] and evaluated on a commonly used standard dataset ATIS [Price, 1990] in slot filling area. This dataset is in the domain of airline travel in America and Table 2 shows an example utterance. However, the vocabulary size of ATIS is too small (only 572) and slot labels are not diverse enough since airline travel is a relatively small and specific domain, such that recent deep learning models can achieved very high F1 scores (nearly 0.96).

Compared to ATIS, our E-commerce shopping guide assistant dataset is more complex.¹ This dataset comes from a real world application and the semantic slots are more diverse

*Equally contribution.

†Work performed while interning at Alibaba Group.

‡Corresponding author.

¹This dataset is available at <http://Anonymized.for.blind.review>.

Table 1: A real example of slot filling in online shopping scenario.

Utterance	我	想	买	耐	克	品	牌	的	黑	色	连	衣	裙
	<i>I</i>	<i>want</i>	<i>buy</i>		<i>Nike</i>		<i>brand</i>	<i>\</i>		<i>black</i>		<i>dress</i>	
Slot Label	O	O	O	B-Brand	I-Brand	B-PK	I-PK	O	B-Color	I-Color	B-CG	I-CG	I-CG
Named Entity	O	O	O	B-PV	I-PV	B-PK	I-PK	O	B-PV	I-PV	B-CG	I-CG	I-CG
Segment	O	O	O	B	I	B	I	O	B	I	B	I	I

Table 2: An example utterance from the ATIS dataset.

Utterance	flights from Dallas to New York
Slot Label	O O B-fromloc.city_name O B-toloc.city_name I-toloc.city_name

and informal than ATIS, which increases the difficulty for the task. For example, to describe different properties for a product for purpose of utterance understanding and query rewrite, we should define large amount of informative slot labels such as color, brand, style, season, gender and so on. While most semantic labels of ATIS are related to only time and location. On the other hand, the spoken E-commerce Chinese language is more complex and enriched expression makes it harder to understand. For example, “红色” and “红” both mean red, “品牌” and “牌子” both mean brand, “耐克” and “Nike” and “Niky” all mean Nike. While in ATIS, expression can be simpler, and most expressions are standard locations or time.

Besides, Chinese language, like many other Asian languages, are not word segmented by nature, and word segmentation is a difficult first step in many NLP tasks. Without proper word segmentation, sequence labeling becomes very challenging as the errors from segmentation will propagate. On the other hand, more than 97% of the chunks in ATIS data have only one or two words, in which segment (or chunking) may not be a serious problem.

In this paper, we are the first to employ multi-task sequence labeling model to tackle slot filling in a novel Chinese E-commerce dialog system. We divide the slot filling task into two lower-level tasks: *named entity tagging* and *segment tagging*. Example labels of these two tasks are shown in the bottom two rows of Table 1. Segment tagging and named entity tagging can be regarded as syntactic labeling, while slot filling is more like semantic labeling. Once we know the syntactic structure of an input sentence, filling the semantic labels becomes easier. Compared to directly attacking slot filling, these two low-level tasks are much easier to solve due to fewer labels. To this end, we propose a Deep Cascade Multi-task Learning model, and co-train three tasks in the same framework with a goal of optimizing the target slot filling task.

The contributions of this paper are summarized below:

- This is the first attempt to attack the real-world problem of slot filling for Chinese E-commerce online shopping guide assistant system (Section 2).
- We are the first to propose a Chinese dialog spoken language dataset ECSGA (Section 4.1). Its domain is much different from common ATIS dataset and it has much more data. We believe this dataset will contribute more to the future research of dialog natural language understanding.

- We present a novel deep multi-task sequence labeling model with cascading and residual connection to solve slot filling problem (Section 3.3), and the results show the model outperforms several strong baseline methods by a substantial margin of 14.6% on *F1* score (Section 4.3).

2 Problem

Given an utterance containing a sequence of words² $\mathbf{w} = (w_1, w_2, \dots, w_T)$, the goal of our problem is to find a sequence of slot labels $\hat{\mathbf{y}} = (y_1, y_2, \dots, y_T)$, one for each word in the utterance, such that:

$$\hat{\mathbf{y}} = \arg \max_{\mathbf{y}} P(\mathbf{y}|\mathbf{w}).$$

In this paper we only define a slot filling problem in Dress category domain for simplification. That means we know in advance the defined category classification (intent). There are thousands of category classifications in E-commerce domain and in each category, there can be dozens of properties that are totally different. Performing slot filling with tens of thousands slot labels with cross-domains is impractical at this point. A joint model for category classification and slot filling is our future research.

Along with Property Key(**PK**), Category(**CG**) and **O**, there are altogether 29 (57 in the IOB scheme) slot labels in our problem. Examples are listed in Table 3. Notice that terms such as “*brand*”, “*color*” appearing in an utterance will be labeled as **PK**, while **Color** and **Brand** can be pre-defined slot labels and will be assigned to terms like “*black*” and “*Nike*”.

Table 3: Slot labels defined in E-commerce Knowledge Base

Named Entity	PV	PK	CG
Slot Label	Color, Brand, ...	PK	CG
Example Term	<i>black, Nike, ...</i>	<i>brand, color, ...</i>	<i>dress, t-shirt, ...</i>

3 Approach

In this section we describe our approach in detail. Figure 2 gives an overview of the proposed architectures. First we introduce the most common and popular BiLSTM-CRF model (Figure 2(a)) for sequence labeling tasks. Then we move on to multi-task learning perspective (Figure 2(b) and (c)). Finally we propose our new method, which is called Deep Cascade Multi-task Learning in Figure 2(d).

²We use “word” in problem and model description, but “word” actually means Chinese char in our problem.

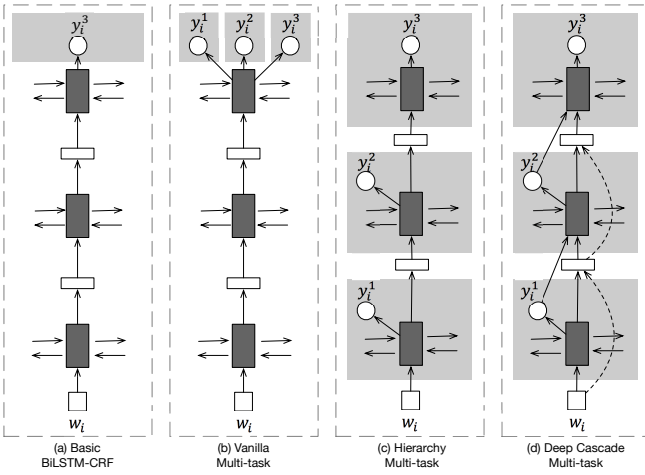


Figure 2: Sequential models for slot filling task.

3.1 RNN Sequence Labeling

Figure 2(a) shows the principle architecture of a BiLSTM-CRF model, which is the state-of-the-art model for various sequence labeling tasks [Huang *et al.*, 2015; Reimers and Gurevych, 2017]. BiLSTM-CRF model consists of a BiLSTM layer and a CRF layer.

Bidirectional LSTMs enable the hidden states to capture both historical and future context information of the words. Mathematically, the input of this BiLSTM layer is a sequence of input vectors, denoted as $\mathbf{X} = (\mathbf{x}_1, \mathbf{x}_2, \dots, \mathbf{x}_T)$. The output of BiLSTM layer is a sequence of the hidden states for each input word, denoted as $\mathbf{H} = (\mathbf{h}_1, \mathbf{h}_2, \dots, \mathbf{h}_T)$. Each final hidden state is the concatenation of the forward $\vec{\mathbf{h}}_i$ and backward $\overleftarrow{\mathbf{h}}_i$ hidden states. We view BiLSTM as a function $\text{BiLSTM}(\mathbf{x}_i)$:

$$\vec{\mathbf{h}}_i = \text{LSTM}(\mathbf{x}_i, \vec{\mathbf{h}}_{i-1}), \overleftarrow{\mathbf{h}}_i = \text{LSTM}(\mathbf{x}_i, \overleftarrow{\mathbf{h}}_{i+1}),$$

$$\text{BiLSTM}(\mathbf{x}_i) = \mathbf{h}_i = [\vec{\mathbf{h}}_i(\mathbf{x}_i); \overleftarrow{\mathbf{h}}_i(\mathbf{x}_i)].$$

Most of time we stack multiple BiLSTMs to make the model deeper, in which the output \mathbf{h}_i^l of layer l becomes the input of layer $l+1$, e.g. $\mathbf{h}_i^{l+1} = \text{BiLSTM}^{l+1}(\mathbf{h}_i^l)$.

It is always beneficial to consider the correlations between the current label and neighboring labels, since there are many syntactical constraints in natural language sentences. If we simply feed the above mentioned hidden states independently to a softmax layer to predict the labels [Hakkani-Tür *et al.*, 2016], such constraints are more likely to be violated. Linear-chain Conditional Random Field (CRF) [Lafferty *et al.*, 2001] is the most popular way to control the structure prediction and its basic idea is to use a series of potential functions to approximate the conditional probability of the output label sequence given the input word sequence.

Formally, we take the above sequence of hidden states $\mathbf{H} = (\mathbf{h}_1, \mathbf{h}_2, \dots, \mathbf{h}_T)$ as input to a CRF layer, and the output of the CRF is the final prediction label sequence $\mathbf{y} = (y_1, y_2, \dots, y_T)$, where y_i is in the set of pre-defined target labels. We denote $\mathcal{Y}(\mathbf{H})$ as the set of all possible label sequences. Then we derive the conditional probability of the

output sequence, given the input hidden state sequence is:

$$p(\mathbf{y}|\mathbf{H}; \mathbf{W}, \mathbf{b}) = \frac{\prod_{i=1}^T \varphi(y_{i-1}, y_i, \mathbf{H})}{\sum_{\mathbf{y}' \in \mathcal{Y}(\mathbf{H})} \prod_{i=1}^T \varphi(y'_{i-1}, y'_i, \mathbf{H})},$$

where $\varphi(y', y, \mathbf{H}) = \exp(\mathbf{W}_{y', y}^T \mathbf{H} + \mathbf{b}_{y', y})$ are potential functions and $\mathbf{W}_{y', y}^T$ and $\mathbf{b}_{y', y}$ are weight vector and bias of label pair (y', y) . To train the CRF layer, we use the classic maximum conditional likelihood estimate and gradient ascent. For a training dataset $\{(\mathbf{H}_{(i)}, \mathbf{y}_{(i)})\}$, the final log-likelihood is:

$$L(\mathbf{W}, \mathbf{b}) = \sum_i \log p(\mathbf{y}_{(i)}|\mathbf{H}_{(i)}; \mathbf{W}, \mathbf{b}).$$

Finally, the Viterbi algorithm is adopted to decode the optimal output sequence \mathbf{y}^* :

$$\mathbf{y}^* = \arg \max_{\mathbf{y} \in \mathcal{Y}(\mathbf{H})} p(\mathbf{y}|\mathbf{H}; \mathbf{W}, \mathbf{b}).$$

3.2 Multi-task Learning

While directly attacking the slot filling task is hard, low-level tasks with fewer labels are much easier to solve. Once we know the syntactical structure of a sentence, filling in semantic labels will become easier accordingly. Thus, it is reasonable to solve the problem in a multi-task learning framework. In our problem, we can devise three individual tasks: slot filling, named entity tagging and segment tagging. Slot filling is our target task; named entity tagging is to classify which named entity type (**PV/PK/CG**) a word is; and segment tagging is to judge whether a word is begin (**B**), in (**I**) or out (**O**) of a trunking.

In a multi-task learning (MTL) setting, we have several prediction tasks over the same input sequence, where each task has its own output vocabulary (a set of task specified labels). Intuitively, the three tasks do share a lot of information. Consider the example in Table 1 again. Knowing the named entity type of “黑色”(black) being **B-PV** can definitely help determine its slot label, which is **B-Color**. Similarly, knowing its segment type (**B**) also helps with both named entity tagging and slot filling. Thus it is reasonable for these tasks to share parameters and learn in the same framework cooperatively.

Vanilla Multi-task Learning

The general idea of multi-task learning is to share parameters of encoding part of the network. As Figure 2(b) shows, this is naturally achieved by sharing the k -layers BiLSTM part of the network across three tasks. Based on that, we use a separate CRF decoder for each task t : $p(\mathbf{y}^t|\mathbf{H}^k; \mathbf{W}_t, \mathbf{b}_t)$, where \mathbf{W}_t and \mathbf{b}_t are task-specific parameters. This encourages the deep BiLSTM network to learn a hidden representation \mathbf{H}^k which benefits all three different tasks.

Hierarchy Multi-task Learning

Previous discussion indicates that there is a natural order among the different tasks: slot filling may benefit more from named entity tagging, than the other way around. This motivates us to employ low-level tasks at lower BiLSTM layers, while high level tasks are trained at higher layers. This idea

was first proposed by Anders and Yoav [Søgaard and Goldberg, 2016]. As shown in Figure 2(c), instead of decoding all tasks separately at the outermost BiLSTM layer, we associate each BiLSTM layer $l(t)$ with one task t . Then the conditional probabilities of the output sequence for each task are:

$$\begin{aligned} \text{seg_tag}(\mathbf{w}) &= p(\mathbf{y}^{\text{seg}} | \mathbf{H}^{l(\text{seg})}; \mathbf{W}_{\text{seg}}, \mathbf{b}_{\text{seg}}), \\ \mathbf{H}^{l(\text{seg})} &= \text{BiLSTM}^{l(\text{seg})}(E(\mathbf{w})), \\ \text{ne_tag}(\mathbf{w}) &= p(\mathbf{y}^{\text{ne}} | \mathbf{H}^{l(\text{ne})}; \mathbf{W}_{\text{ne}}, \mathbf{b}_{\text{ne}}), \\ \mathbf{H}^{l(\text{ne})} &= \text{BiLSTM}^{l(\text{ne})}(\mathbf{H}^{l(\text{seg})}), \\ \text{slot_fill}(\mathbf{w}) &= p(\mathbf{y}^{\text{slot}} | \mathbf{H}^{l(\text{slot})}; \mathbf{W}_{\text{slot}}, \mathbf{b}_{\text{slot}}), \\ \mathbf{H}^{l(\text{slot})} &= \text{BiLSTM}^{l(\text{slot})}(\mathbf{H}^{l(\text{ne})}). \end{aligned}$$

Here `seg_tag`, `ne_tag` and `slot_fill` represent the tasks of segment tagging, named entity tagging and slot filling, respectively. $E(\mathbf{w})$ is the word embeddings of input sequence \mathbf{w} and $l(\text{seg}) < l(\text{ne}) < l(\text{slot})$. We call this model hierarchy multi-task learning, since some layers are shared by all tasks while the others are only related to specific tasks.

3.3 Deep Cascade Multi-task Learning

Hierarchy multi-task learning share parameters among different tasks, and allow low-level tasks help adjust the result of high-level target task. It is effective for those tasks which are weakly correlated, such as POS tagging, syntactic chunking and CCG supertagging [Søgaard and Goldberg, 2016]. However, when it comes to problems where different tasks maintain a strict order, in another word, the performance of high-level task dramatically depends on low-level tasks, the hierarchy structure is not compact and effective enough. Therefore, we propose *cascade* and *residual* connections to enable high-level tasks taking the tagging results and hidden states of low-level tasks as additional input. These connections serves as “shortcuts” that create a more closely coupled and efficient model. We call it deep cascade multi-task learning, and the framework is shown in Figure 2(d).

Cascade Connection

Here we feed the tagging output of the task at lower layer e.g. `seg_tag*`(\mathbf{w}) or `ne_tag*`(\mathbf{w}) to the upper BiLSTM layer as its additional input. Now the hidden states of each task layer become:

$$\begin{aligned} \mathbf{H}^{l(\text{seg})} &= \text{BiLSTM}^{l(\text{seg})}(E(\mathbf{w})), \\ \mathbf{H}^{l(\text{ne})} &= \text{BiLSTM}^{l(\text{ne})}(\mathbf{W}_{\text{Cas.}} \cdot \text{seg_tag}^*(\mathbf{w}) + \mathbf{H}^{l(\text{seg})}), \\ \mathbf{H}^{l(\text{slot})} &= \text{BiLSTM}^{l(\text{slot})}(\mathbf{W}_{\text{Cas.}} \cdot \text{ne_tag}^*(\mathbf{w}) + \mathbf{H}^{l(\text{ne})}), \end{aligned}$$

where $\mathbf{W}_{\text{Cas.}}$ is the weight parameter for cascade connection.

At training time, `seg_tag*`(\mathbf{w}) and `ne_tag*`(\mathbf{w}) can be the true tagging outputs. At inference time, we simply take the greedy path of our cascade model without doing search, where the model emits the best `seg_tag*`(\mathbf{w}) and `ne_tag*`(\mathbf{w}) by Viterbi inference algorithm. Alternatively, one can do beam search [Sutskever *et al.*, 2014; Vinyals *et al.*, 2015] by maintaining a set of k best partial hypotheses at each cascade layer. However, unlike traditional seq2seq models e.g., in machine translation, where each inference step is just based on probability of a discrete variable (by softmax function), our

inference for tagging output is a structured probability distribution defined by the CRF output. Efficient beam search method for this structured cascade model is left to our future work.

Residual Connection

To encourage the information sharing among different tasks, we also introduce the residual connection, where we add the input of a previous layer to the current input:

$$\begin{aligned} \mathbf{H}^{l(\text{seg})} &= \text{BiLSTM}^{l(\text{seg})}(\mathbf{x}^{\text{seg}}), \\ \mathbf{x}^{l(\text{seg})} &= E(\mathbf{w}), \\ \mathbf{H}^{l(\text{ne})} &= \text{BiLSTM}^{l(\text{ne})}(\mathbf{W}_{\text{Cas.}} \cdot \text{seg_tag}^*(\mathbf{w}) + \mathbf{x}^{l(\text{ne})}), \\ \mathbf{x}^{l(\text{ne})} &= \mathbf{H}^{l(\text{seg})} + \mathbf{x}^{l(\text{seg})}, \\ \mathbf{H}^{l(\text{slot})} &= \text{BiLSTM}^{l(\text{slot})}(\mathbf{W}_{\text{Cas.}} \cdot \text{ne_tag}^*(\mathbf{w}) + \mathbf{x}^{l(\text{slot})}), \\ \mathbf{x}^{l(\text{slot})} &= \mathbf{H}^{l(\text{ne})} + \mathbf{x}^{l(\text{ne})}. \end{aligned}$$

Deep residual learning [He *et al.*, 2016] is first introduced to ease the gradient vanish problem for training very deep neural networks. Here we propose that residual connection between different layers can help for multi-task learning.

Training

For our multi-task setting, we define three loss functions (refer to Section 3.1): L_{seg} , L_{ne} and L_{slot} for tasks of segment tagging, named entity tagging and slot filling respectively. We construct three training set, D_{seg} , D_{ne} and D_{slot} , where each of them (called D_t generically) contains a set of input-output sequence pair $(\mathbf{w}, \mathbf{y}^t)$. The input utterance \mathbf{w} is shared across tasks, but the output \mathbf{y}^t is task dependent.

For vanilla multi-task learning, we define a loss function $L = \alpha L_{\text{seg}} + \beta L_{\text{ner}} + (1 - \alpha - \beta) L_{\text{slot}}$, where α and β are hyper-parameters.

As for hierarchy multi-task learning and cascade multi-task learning, we choose a random task t at each training step, followed by a random training batch $\text{Batch}(\mathbf{w}, \mathbf{y}^t) \in D_t$. Then we update the model parameters by back-propagating the corresponding loss L_t .

4 Experiments

In this section we first introduce the popular ATIS dataset, and describe how we collect our E-commerce Shopping Guide Assistant (ECSGA) dataset. Then we show the implementation details for our model. Finally we demonstrate the evaluation results on both ATIS and ECSGA dataset and give some discussions. In the following experiments, we call our proposed Deep Cascade Multi-task Learning method as DCMTL for short.

4.1 Dataset

ATIS Dataset: The ATIS³ corpus is the most commonly used dataset for slot filling research, which consists of reservation requests from the air travel domain. There are 84 different slot labels (127 with IOB prefix). We randomly selected 80% of the training data for model training and the remaining 20%

³The data can be found at <https://github.com/yvchen/JointSLU/tree/master/data>.

as the validation set [Mesnil *et al.*, 2015]. Apart from the ground-truth slot labels, we also generate its corresponding segment labels for our multi-task model setting.

ECSGA Dataset: To create large amounts of gold standard data for the training of our model, we adopt an unsupervised method to automatically tag the input utterances. All the utterances are extracted from the user input logs (either from text or voice) on an online shopping guide assistant system. Our E-commerce knowledge base is a dictionary consisting of pairs of word terms and their ground-truth slot labels such as “红色-颜色”(red-color). We use a dynamic programming algorithm to match terms in the utterances and then assign each word with its slot label in IOB scheme. We filter utterances whose matching result is ambiguous and only reserve those that can be perfectly matched (all words can be tagged by only one unique label) as our training and testing data. With the slot labels of each word, we can induce the named entity labels and segment labels straightforwardly. Our goal is to develop a sequence labeling algorithm with the ability to generalize to vocabulary outside of the dictionary.

To evaluate model’s ability to generalize, we randomly split the dictionary into three parts. One part is used to generate testing data and the other two to generate training data. If we don’t split the dictionary and use the whole to generate both training and testing data, then the trained model may remember the whole dictionary and the results will not reflect the true performance of the models.

The following experiments use a dataset of 24,892 training pairs and 2,723 testing pairs. Each pair contains an input utterance w , its corresponding gold sequence of slot labels y^{slot} , named entity labels y^{ne} and segment labels y^{seg} .

4.2 Implementation Details

For the RNN component in our system, we use a 3-layers LSTM network for ECSGA and 2-layers LSTM network for ATIS, they are all with unit size 100. All input sentences are padded to a maximum sequence length of 21 in ECSGA dataset and 46 in ATIS dataset. The input in ECSGA is a sequence of Chinese characters rather than words since there is no segmentation. The dimension of embedding layer E and BiLSTM network output hidden state are set to 200.

For experiments on ECSGA dataset, the size of the labels for slot filling, named entity tagging and segment tagging are 57, 7 and 3 respectively. For experiments on ATIS dataset, the size of the labels for slot filling and segment tagging are 127 and 3 (no named entity tagging in this case).

We perform a mini-batch log-likelihood loss training with a batch size of 32 sentences for 10 training epochs. We use Adam optimizer, and the learning rate is initialized to 0.001.

4.3 Results and Discussions

Eval on ATIS: We compare the ATIS results of our DCMTL model with current published results in Table 4. Almost all the methods (including ours) reach very high F1 score of around 0.96. This makes us wonder whether it is meaningful enough to continue evaluating on this dataset, for minor changes between different results may be given rise by model or data variance.

Table 4: Comparison with published results on the ATIS dataset.

Methods	F1
simple RNN [Yao <i>et al.</i> , 2013]	0.9411
CNN-CRF [Xu and Sarikaya, 2013]	0.9435
LSTM [Yao <i>et al.</i> , 2014]	0.9485
RNN-SOP [Liu and Lane, 2015]	0.9489
Deep LSTM [Yao <i>et al.</i> , 2014]	0.9508
RNN-EM [Peng and Yao, 2015]	0.9525
Bi-RNN with ranking loss [Vu <i>et al.</i> , 2016]	0.9547
Sequential CNN [Vu, 2016]	0.9561
Encoder-labeler Deep LSTM [Kurata <i>et al.</i> , 2016]	0.9566
BiLSTM-LSTM (focus) [Zhu and Yu, 2017]	0.9579
Neural Sequence Chunking [Zhai <i>et al.</i> , 2017]	0.9586
DCMTL (Ours)	0.9583

Eval on ECSGA: On ECSGA dataset, we evaluate different models including Basic BiLSTM-CRF, Vanilla Multi-task, Hierarchy Multi-task and Deep Cascade Multi-task on testing data regarding slot filling as the target task. We report Precision, Recall and F1 in Table 5.

The Basic BiLSTM-CRF model achieves an F1 score of 0.43. To show the impact of the lower tasks to slot filling, we “cheated” by using the ground-truth segment type (cond. SEG) or named entity type (cond. NE) as the extra features for each word in the Basic BiLSTM-CRF model. Row 3 and 4 (with *) in Table 5 show that the slot filling performance can be improved by 85% and 109% if the correct segment type or named entity type is pre-known. Of course in practice, the model doesn’t know the true values of these types.

Our further experiments show that DCMTL outperforms the baselines on both precision and recall. DCMTL achieves the best F1 score of 0.5105, which improves by a relative margin of 14.6% against the strong baseline method (see Table 5). Multi-task models generally perform better than the Basic BiLSTM with single-task target. The exception is the vanilla multi-task setting. This is mainly because vanilla multi-task shares parameters across all the layers which are likely to be disturbed by the interaction of three tasks. It is preferable to let the target task dominate the weights at high-level layers.

Table 5: Results for slot filling task on the ECSGA dataset. Columns with highlighted boldface are the best performance. Rows with * prefix are just results for our case study. Rows with ** prefix are results for ablation test.

Models	Precision	Recall	F1
Basic BiLSTM-CRF	0.4330	0.4275	0.4302
* Basic BiLSTM-CRF (cond. SEG)	0.7948	0.7953	0.7950
* Basic BiLSTM-CRF (cond. NE)	0.8985	0.8986	0.8985
Vanilla Multi-task	0.3990	0.3941	0.3965
Hierarchy Multi-task	0.4417	0.4494	0.4455
** DCMTL (- cascade)	0.4654	0.4613	0.4633
** DCMTL (- residual)	0.4923	0.4760	0.4840
DCMTL (full)	0.5281	0.4941	0.5105

We further investigate the learning trend of our proposed approach against baseline methods. Figure 3(a)(b)(c) shows the typical learning curves of performance measured by Precision, Recall and F1. We can observe that our method DCMTL performs worse than other baseline methods for the first 450 batch steps. After that, other methods converge quickly and DCMTL perform much better after 500 batch steps and finally converge to the best F1 score. We believe

that in the beginning, high-level task in DCMTL is affected more by the noise of low-level tasks comparing to others, but as the training goes on, the high-level slot filling task slowly reaps the benefits from low-level tasks.

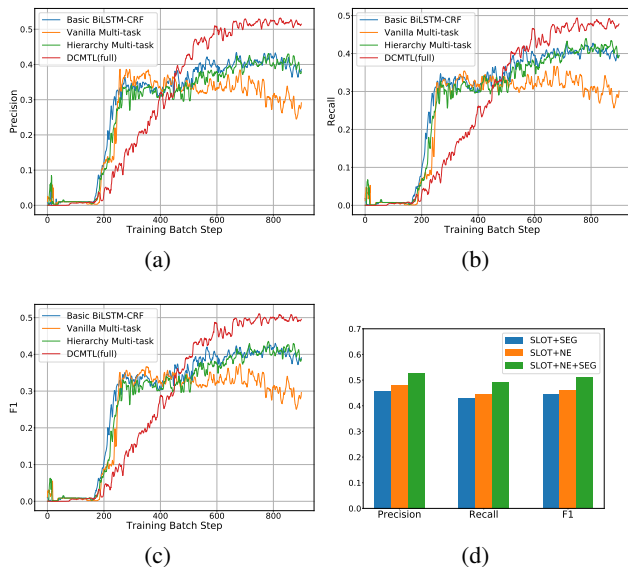


Figure 3: (a)(b)(c) Learning trends of different methods. (d) Result of different cascade connection types in DCMTL.

Ablation Test: We also investigate how our model DCMTL performs with or without cascade and residual connections. As shown in Table 5, F1 score increases from 0.4840 to 0.5105 when residual connection is applied, which verifies its benefit. If we remove cascade connection from DCMTL, the model actually degenerates into hierarchy multi-task model with residual connection. From the table we find that it performs better than basic hierarchy multi-task model. Meanwhile, we can conclude that cascade connection plays a more important role than residual connection in our DCMTL model.

Furthermore, we explore how DCMTL performs with different cascade connection methods. We compare three different types of cascade connection illustrated in Figure 4(a):

1. Segment labeling skipped to slot filling (SLOT+SEG).
2. Named entity labeling directly connected to slot filling (SLOT+NE).
3. Segment labeling, named entity labeling and slot filling in sequence (SLOT+NE+SEG).

From Figure 3(d), we find that cascade connection with type 3 performs the best and then with type 2, while cascade method with skipped connection (type 1) performs the worst. Therefore, we design the networks with a cascade connection in a hierarchical fashion and do not apply skipped connection for the cascade inputs (Figure 4(b)). This phenomenon here may also be proved by our case study above. Slot filling performance with pre-known named entity type is much better than with pre-known segment type (rows with * in Table 5).

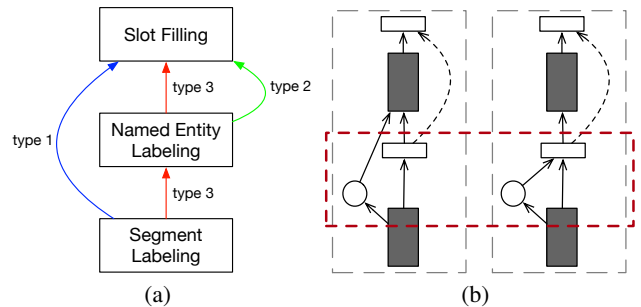


Figure 4: (a) Three types of cascade connection in our experiment. (b) Comparison between hierarchical and skipped cascade connection.

5 Related Work

Slot filling is considered a sequence labeling problem that is traditionally solved by generative models such as Hidden Markov Models (HMMs) [Wang *et al.*, 2005], hidden vector state model [He and Young, 2003], and discriminative models such as conditional random fields (CRFs) [Raymond and Riccardi, 2007; Lafferty *et al.*, 2001] and Support Vector Machine (SVMs) [Kudo and Matsumoto, 2001]. In recent years, deep learning approaches have been explored due to its successful application in many NLP tasks. Many neural network architectures have been used such as simple RNNs [Yao *et al.*, 2013; Mesnil *et al.*, 2015], convolutional neural networks (CNNs) [Xu and Sarikaya, 2013], LSTMs [Yao *et al.*, 2014] and variations like encoder-decoder [Zhu and Yu, 2017; Zhai *et al.*, 2017] and external memory [Peng and Yao, 2015]. In general, these works adopt a BiLSTM as the major labeling architecture to extract various features, then use a CRF layer [Huang *et al.*, 2015] to model the label dependency. We also adopt a BiLSTM-CRF model as baseline and claim that a multi-task learning framework is working better than directly applying it on Chinese E-commerce dataset. Previous works only apply joint model of slot filling and intent detection [Zhang and Wang, 2016; Liu and Lane, 2016]. Our work is the first to propose a multi-task sequence labeling model with deep neural networks on slot filling problem.

Multi-task learning (MTL) has attracted increasing attention in both academia and industry recently. By jointly learning across multiple tasks [Caruana, 1998], we can improve performance on each task and reduce the need for labeled data. There has been several attempts of using multi-task learning on sequence labeling task [Peng and Dredze, 2016b; Peng and Dredze, 2016a; Yang *et al.*, 2017], where most of these works learn all tasks at the out-most layer. Sogaard and Goldberg [2016] is the first to assume the existence of a hierarchy between the different tasks in a stacking BiRNN model. Compared to these works, our DCMTL model further improves this idea even thorough with cascade and residual connection.

6 Conclusion

In this paper, we attempt to solve the real-world slot filling task in a novel Chinese E-commerce shopping guide

assistant. We proposed a deep multi-task sequence learning framework with cascade and residual connection. Our model achieves comparable results with several state-of-the-art models on the common slot filling dataset ATIS. On our released real-world Chinese E-commerce dataset ECSGA, our proposed model DCMTL also achieves best F1 score comparing to several strong baselines.

References

- [Caruana, 1998] Rich Caruana. Multitask learning. In *Learning to learn*. Springer, 1998.
- [Hakkani-Tür *et al.*, 2016] Dilek Hakkani-Tür, Gokhan Tur, Asli Celikyilmaz, Yun-Nung Chen, Jianfeng Gao, Li Deng, and Ye-Yi Wang. Multi-domain joint semantic frame parsing using bi-directional rnn-lstm. In *INTER-SPEECH*, 2016.
- [He and Young, 2003] Yulan He and Steve Young. A data-driven spoken language understanding system. In *ASRU*, 2003.
- [He *et al.*, 2016] Kaiming He, Xiangyu Zhang, Shaoqing Ren, and Jian Sun. Deep residual learning for image recognition. In *CVPR*, 2016.
- [Huang *et al.*, 2015] Zhiheng Huang, Wei Xu, and Kai Yu. Bidirectional lstm-crf models for sequence tagging. *arXiv*, 2015.
- [Kudo and Matsumoto, 2001] Taku Kudo and Yuji Matsumoto. Chunking with support vector machines. In *NAACL*, 2001.
- [Kurata *et al.*, 2016] Gakuto Kurata, Bing Xiang, Bowen Zhou, and Mo Yu. Leveraging sentence-level information with encoder lstm for semantic slot filling. *arXiv*, 2016.
- [Lafferty *et al.*, 2001] John Lafferty, Andrew McCallum, and Fernando CN Pereira. Conditional random fields: Probabilistic models for segmenting and labeling sequence data. 2001.
- [Liu and Lane, 2015] Bing Liu and Ian Lane. Recurrent neural network structured output prediction for spoken language understanding. In *NIPS Workshop*, 2015.
- [Liu and Lane, 2016] Bing Liu and Ian Lane. Joint online spoken language understanding and language modeling with recurrent neural networks. *arXiv*, 2016.
- [Mesnil *et al.*, 2015] Grégoire Mesnil, Yann Dauphin, Kaisheng Yao, Yoshua Bengio, Li Deng, Dilek Hakkani-Tur, Xiaodong He, Larry Heck, Gokhan Tur, Dong Yu, et al. Using recurrent neural networks for slot filling in spoken language understanding. *TASLP*, 23(3), 2015.
- [Peng and Dredze, 2016a] Nanyun Peng and Mark Dredze. Improving named entity recognition for chinese social media with word segmentation representation learning. In *ACL*, volume 2, 2016.
- [Peng and Dredze, 2016b] Nanyun Peng and Mark Dredze. Multi-task multi-domain representation learning for sequence tagging. *arXiv*, 2016.
- [Peng and Yao, 2015] Baolin Peng and Kaisheng Yao. Recurrent neural networks with external memory for language understanding. *arXiv*, 2015.
- [Price, 1990] Patti J Price. Evaluation of spoken language systems: The atis domain. In *Speech and Natural Language*, 1990.
- [Raymond and Riccardi, 2007] Christian Raymond and Giuseppe Riccardi. Generative and discriminative algorithms for spoken language understanding. In *INTERSPEECH*, 2007.
- [Reimers and Gurevych, 2017] Nils Reimers and Iryna Gurevych. Optimal hyperparameters for deep lstm-networks for sequence labeling tasks. *arXiv*, 2017.
- [Søgaard and Goldberg, 2016] Anders Søgaard and Yoav Goldberg. Deep multi-task learning with low level tasks supervised at lower layers. In *ACL*, volume 2, 2016.
- [Sutskever *et al.*, 2014] Ilya Sutskever, Oriol Vinyals, and Quoc V Le. Sequence to sequence learning with neural networks. In *NIPS*, 2014.
- [Vinyals *et al.*, 2015] Oriol Vinyals, Alexander Toshev, Samy Bengio, and Dumitru Erhan. Show and tell: A neural image caption generator. In *CVPR*, 2015.
- [Vu *et al.*, 2016] Ngoc Thang Vu, Pankaj Gupta, Heike Adel, and Hinrich Schütze. Bi-directional recurrent neural network with ranking loss for spoken language understanding. In *ICASSP*, 2016.
- [Vu, 2016] Ngoc Thang Vu. Sequential convolutional neural networks for slot filling in spoken language understanding. *arXiv*, 2016.
- [Wang *et al.*, 2005] Ye-Yi Wang, Li Deng, and Alex Acero. Spoken language understanding. *IEEE Signal Processing Magazine*, 22(5), 2005.
- [Xu and Sarikaya, 2013] Puyang Xu and Ruhi Sarikaya. Convolutional neural network based triangular crf for joint intent detection and slot filling. In *ASRU*, 2013.
- [Yang *et al.*, 2017] Zhilin Yang, Ruslan Salakhutdinov, and William W Cohen. Transfer learning for sequence tagging with hierarchical recurrent networks. *arXiv*, 2017.
- [Yao *et al.*, 2013] Kaisheng Yao, Geoffrey Zweig, Mei-Yuh Hwang, Yangyang Shi, and Dong Yu. Recurrent neural networks for language understanding. In *Interspeech*, 2013.
- [Yao *et al.*, 2014] Kaisheng Yao, Baolin Peng, Yu Zhang, Dong Yu, Geoffrey Zweig, and Yangyang Shi. Spoken language understanding using long short-term memory neural networks. In *SLT Workshop*, 2014.
- [Zhai *et al.*, 2017] Feifei Zhai, Saloni Potdar, Bing Xiang, and Bowen Zhou. Neural models for sequence chunking. In *AAAI*, 2017.
- [Zhang and Wang, 2016] Xiaodong Zhang and Houfeng Wang. A joint model of intent determination and slot filling for spoken language understanding. In *IJCAI*, 2016.

[Zhu and Yu, 2017] Su Zhu and Kai Yu. Encoder-decoder with focus-mechanism for sequence labelling based spoken language understanding. In *ICASSP*, 2017.