

Multiplying boolean Polynomials with Frobenius Partitions in Additive Fast Fourier Transform

Ming-Shing Chen^{1,3}, Chen-Mou Cheng¹, Po-Chun Kuo^{1,2},
Wen-Ding Li², and Bo-Yin Yang^{2,3}

¹Department of Electrical Engineering, National Taiwan University, Taiwan, {mschen,doug,kbj}@crypto.tw

²Institute of Information Science, Academia Sinica, Taiwan, {thekev,by}@crypto.tw

³Research Center of Information Technology and Innovation, Academia Sinica, Taiwan

April 2, 2018

Abstract

We show a new algorithm and its implementation for multiplying bit-polynomials of large degrees. The algorithm is based on evaluating polynomials at a specific set comprising a natural set for evaluation with additive FFT and a high order element under Frobenius map of \mathbb{F}_2 . With the high order element, we can derive more values of the polynomials under Frobenius map. Besides, we also adapt the additive FFT to efficiently evaluate polynomials at the set with an encoding process.

For the implementation, we reorder the computations in the additive FFT for reducing the number of memory writes and hiding the latency for reads. The algebraic operations, including field multiplication, bit-matrix transpose, and bit-matrix multiplication, are implemented with efficient SIMD instructions. As a result, we effect a software of best known efficiency, shown in our experiments.

Keywords: Polynomial Multiplication, Frobenius Partitions, Additive FFT, Single Instruction Multiple Data (SIMD).

1 Introduction

Multiplication for long bit-polynomials in the ring $\mathbb{F}_2[x]$, where \mathbb{F}_2 is the finite field(or Galois field, GF) of two elements, is a fundamental problem in computer science. The operation is so basic that even modern CPUs dedicates a hardware instruction for carryless multiplication of polynomials for a fixed size in modern CPUs.

To the best of our knowledge, all currently fast algorithms for multiplication of long bit-polynomials are based on a fast Fourier transform (FFT) algorithm. The FFT efficiently evaluates polynomials at subgroups in the underlying field,

and the multiplication of polynomials are performed by evaluating polynomials at particular points, multiplying the evaluated values from two inputs, and interpolating the values back to a polynomial with inverse FFT algorithm.

1.1 The FFTs Applied to Multiply Bit-polynomials

Two categories of FFTs had been applied to multiply bit-polynomials.

The first category is “multiplicative” FFTs, evaluating polynomials at multiplicative subgroups formed by roots of unity. For evaluating at n points over fields of characteristic 2 (or binary fields), unfortunately, a multiplicative subgroup of arbitrary size n does not exist. The construction of the desired subgroup becomes primary task and might induce an extra burden for the kind of FFTs. For example, the Schönhage [Sch77] FFT evaluates polynomials at points formed by a “virtual” root of unity with the order $n = 3^m$. Harvey, van der Hoeven, and Lecerf [HvdHL16] presented another DFT (Cooley-Tuckey FFT) working on the specific field of $\mathbb{F}_{2^{60}}$, allowing abundant multiplicative subgroups since $2^{60} - 1$ has many small factors (smooth).

The other category is the additive FFTs which works on points forming an *additive* subgroup. For binary fields, the size of additive subgroups are 2^i for $i \in \mathbb{N}$ and exactly fits for divide-and-conquer FFTs. The kind of FFTs had been developed by Cantor [Can89], Gao and Mateer [GM10], and Lin, Chung, and Han [LCH14] with the best known bit complexity $O(n \log n \log(\log n))$. We will detail the additive FFT in sec. 2.3.

1.2 Previous Approaches for the Multiplication

1.2.1 The practical multiplications for bit-polynomials

On implementing the multiplication of bit-polynomials on modern computers, since the computer works with instructions on machine words instead on a single bit, the software usually works on a structure of multiple bits (e.g., a binary field of m -bits, denoted as \mathbb{F}_{2^m}) for higher efficiency. Hence, while analyzing the complexity of algorithms, the algebraic complexity model is more suitable than the bit complexity model. In this model, from Harvey *et al.* [HvdHL17], the best complexity for multiplying polynomials with degree n is $O(n \log n)$ *field multiplications* and $O(n \log n \log(\log n))$ field additions by Cantor and Kaltofen [CK91].

In this paper, we discuss algorithms with the best known complexity and supporting only the *practical* length of polynomials, namely $n < 2^{64}$ bits. The restriction is caused from working on a dedicated field instead of arbitrary fields.

1.2.2 Kronecker Substitution of Coefficients of Polynomials

Most previous works for multiplying bit-polynomials based on the Kronecker substitution (KS) [GG13]. We denote the bit-polynomials of degree $< n$ as $\mathbb{F}_2[x]_{<n}$. For computing $A \cdot B \rightarrow C \in \mathbb{F}_2[x]_{<n}$ with KS, we partition the A and B into $2n/m$ blocks of size $(m/2)$ -bits, i.e., let $A = \sum_{i=0}^{(2 \cdot n/m)-1} \hat{a}_i x^{i \cdot (m/2)}$ where $\hat{a}_i \in \mathbb{F}_2[x]_{<m/2}$. We then translate the \hat{a}_i as a field element in \mathbb{F}_{2^m} and $\hat{A} \in \mathbb{F}_{2^m}[y]$ such that $A = \hat{A}(x^{m/2})$. We can then perform a standard

polynomial multiplication with FFTs over $\mathbb{F}_{2^m}[y]$. Note here we have to split the polynomials to blocks of size $(m/2)$ for preventing “overflow”.

For multiplicative FFT implementations with KS, Brent *et al.* [BGTZ08] implemented mainly the Schönhage [Sch77] algorithm in the library `gf2x`. Harvey, van der Hoeven, and Lecerf [HvdHL16] presented multiplication using the DFT over the field $\mathbb{F}_{2^{60}}$, which size of elements closes to a machine word and size of the field allows abundant multiplicative subgroups. For additive FFT implementations, Chen *et al.* [CCK⁺17] presented a multiplication based on the additive FFT over the fields of Cantor basis [Can89] [GM10]. They utilized the subfield structure of the multipliers in the FFT and further reduced the time taken for field multiplications.

1.2.3 Frobenius Partitions of the Evaluated Points

In 2017, van der Hoeven *et al.* [vdHLL17] presented a new multiplier of two times improvement over their KS implementation [HvdHL16]. Instead of partitioning the polynomials in $\mathbb{F}_2[x]_{<n}$ into blocks, they directly translate the binary coefficients into field elements of \mathbb{F}_{2^m} (specifically, $\mathbb{F}_{2^{60}}$ for $m = 60$) and performed the FFT at a special set Σ_ω of size n/m in \mathbb{F}_{2^m} instead of a larger set Ω_n of size n points. They showed the Σ_ω can construct Ω_n as well as the corresponding evaluated values under the Frobenius map of \mathbb{F}_2 , i.e., the square in binary fields. By evaluating at only $|\Sigma_\omega| = n/m$ points in the DFT over $\mathbb{F}_{2^{60}}[x]$, they can thus accelerate the multiplication. For multiplying polynomials in $\mathbb{F}_2[x]_{<n}$ and based field \mathbb{F}_{2^m} , the new method works on the FFT of size n/m instead of $2n/m$ with KS method.

In this paper, We use the term “Frobenius partition” for the set Σ_ω which partitions the larger set Ω_n under the Frobenius map.

1.3 Our Contributions

A consequent problem arises upon [vdHLL17]: Under a particular FFT, how to design a Frobenius partition resulting an efficient multiplier for bit-polynomials? For additive FFT, Li *et al.* [LCK⁺18] showed two applicable Frobenius partitions for different applications. One of the partition is for multiplying bit-polynomials of large degree in modern computer. However, they did not mention a concrete process for evaluating polynomials at the particular partition.

In this paper, we reformulate the Frobenius partition for additive FFT over a simpler field and apply the partition to multiply bit-polynomials. We first present the proof of correctness by counting the number of deducible values and showing the enough number for evaluation and interpolation. More importantly, we show how to fit the proposed partition into additive FFT and the implementation techniques for a practical fast polynomial multiplier.

2 Preliminaries

2.1 Multiplication of bit-Polynomials

In this section, we discuss the method for multiplying bit-polynomials of large degree. It is well known that the multiplication can be done with FFT for evaluating polynomials [CLRS09] [GG13].

Given two polynomials $A(x) = a_0 + \dots + a_d x^d$ and $B(x) = b_0 + \dots + b_d x^d \in \mathbb{F}_2[x]_{\leq d}$, represented in bit sequence of length $d+1 = \frac{n}{2}$ and n is a power of 2^1 , we can calculate the product $C(x) = A(x) \cdot B(x)$ by evaluation and interpolation as follows:

0. Change the coefficient ring of the polynomials $A, B \in \mathbb{F}_2[x]_{< \frac{n}{2}}$ from \mathbb{F}_2 to \mathbb{F}_{2^m} where $2^m \geq n$. It is actually nothing to do in this step. However, we have conceptually $A, B \in \mathbb{F}_{2^m}[x]_{< \frac{n}{2}}$ with all 1-bit coefficients in \mathbb{F}_{2^m} , and there are enough points in \mathbb{F}_{2^m} for evaluations.
1. Evaluate the A and B at n points in \mathbb{F}_{2^m} with FFTs.
2. Perform pointwise multiplications for the n evaluated values.
3. Interpolate the values back to $C \in \mathbb{F}_{2^m}[x]_{< n}$, and then change the ring of coefficients such that $C \in \mathbb{F}_2[x]_{< n}$.

The complexity of the polynomial multiplication is the same as the FFT in use.

Frobenius partitions of evaluated points In 2017, Van der Hoeven and Larrieu [vdHL17] showed, while evaluating polynomials over extending fields, Frobenius map can derive more values of polynomials from less evaluated points. Let $C \in \mathbb{F}_2[x]_{< n}$ and ϕ_2 be the Frobenius map(square) over \mathbb{F}_2 . We can also apply ϕ_2 to elements in extending fields, i.e., $\phi_2 : a \in \mathbb{F}_{2^m} \mapsto a^2$. We note

$$C(\phi_2(a)) = \phi_2(C(a)) \quad , \quad (1)$$

which means the value of C at point $\phi_2(a)$ can be derived from the value $C(a)$ by computing $\phi_2(C(a))$.

We can then evaluate C at a set Σ and derive other values of C from the values at Σ . Let $\phi_2(\Sigma)$ be the set generated by applying ϕ_2 to all elements in Σ and $\phi_2^{\circ j}$ be the function applying ϕ_2 for j times.

Definition 2.1. While applying ϕ_2 to Σ continuously, let the order of the operation ϕ_2 for a set Σ be the minimal number obtaining the identical Σ , i.e., $\text{Ord}_{\phi_2}(\Sigma) = j$ for j is the minimal number in \mathbb{N} such that $\Sigma = \phi_2^{\circ j}(\Sigma)$.

Definition 2.2. (Frobenius partition) Given $\text{Ord}_{\phi_2}(\Sigma) = j$, we call Σ a partition of Ω under Frobenius map if

$$\Omega = \Sigma \cup \phi_2(\Sigma) \cup \dots \cup \phi_2^{\circ(j-1)}(\Sigma)$$

and all $\Sigma, \phi_2(\Sigma), \dots$, and $\phi_2^{\circ(j-1)}(\Sigma)$ are disjoint sets.

By (1), all the values of C at Ω can be derived from the values at Σ .

2.2 Cantor Basis Representation of Binary Fields

In this paper, we use row vectors over \mathbb{F}_2 to represent the elements of binary fields(extension fields of \mathbb{F}_2). The vectors in the space \mathbb{F}_2^m are represented as m -bits binary strings or alternatively the binary form of numbers $< 2^m$. We use a line over a symbol to represent its vector form. Under this convention, we define $\overline{v_i} := 2^i$ and the vectors v_0, v_1, \dots, v_{m-1} form a basis for \mathbb{F}_2^m .

¹or we pad zero for the missing coefficients.

2.2.1 Cantor Basis for Finite Field as Linear Space

While representing an elements in the binary field \mathbb{F}_{2^m} as a vector in the linear space \mathbb{F}_2^m , Cantor [Can89] showed a basis constructing the field of \mathbb{F}_{2^m} for m is a power of 2, i.e., $m = 2^{l_m}$ for $l_m \in \mathbb{N}$. Gao and Mateer later used a simple construction of the Cantor basis in [GM10]. In the construction, the Cantor basis (v_i) satisfies

$$v_0 = 1, \quad v_i^2 + v_i = v_{i-1} \text{ for } i > 0 . \quad (2)$$

Definition 2.3. With respect to the basis (v_i) , let $\alpha := \sum_{j=0}^{m-1} b_j \cdot v_j$ be the field element represented by α under Cantor basis, and the binary expansion of $\bar{\alpha} = \sum_{j=0}^{m-1} b_j \cdot 2^j$ with $b_j \in \{0, 1\}$.

Definition 2.4. With respect to the basis (v_i) , its sequence of subspaces are

$$V_0 := \{0\}, \quad V_i := \text{span}\{v_0, v_1, \dots, v_{i-1}\} \text{ for } i > 0 .$$

Recall that V_k is a field with basis $(v_j)_{j=0}^{k-1}$ for $k = 2^m$ is power of 2.

We note that $V_0 \subset V_1 \subset V_2 \subset \dots$ and the basis for smaller spaces is the same as a part of the basis for larger spaces. Hence, w.r.t. Cantor basis, we can arbitrarily transform the elements in a smaller space to a larger space by padding zero to extra dimensions *without any cost*. We thus treat elements in smaller fields as elements in larger fields arbitrarily.

2.2.2 Subspace Polynomials over Cantor Basis

We introduce subspace polynomials in this section. In contrast to the monomial basis $(1, x, x^2, \dots)$, we can also form a basis for polynomials with subspace polynomials in the next section.

Definition 2.5. With respect to the basis (v_i) , its subspace polynomials (s_i) are,

$$s_i(x) := \prod_{a \in V_i} (x - a) .$$

We have $\deg(s_i(x)) = |V_i| = 2^i$ since $\dim(V_i) = i$.

Cantor *et al.* [Can89] [GM10] showed the following useful properties for s_i :

- (linearity) $s_i(x)$ is linear, i.e., $s_i(x + y) = s_i(x) + s_i(y)$.
- (two terms for fields) $s_i(x) = x^{2^i} + x$ iff i is a power of 2, i.e., V_i is a field.
- (recursivity) $s_i(x) = s_{i-1}^2(x) + s_{i-1}(x) = s_1(s_{i-1}(x))$; $s_{i+j}(x) = s_i(s_j(x))$.

With $s_0(x) = x$ and $s_{i+1} = s_i^2 + s_i$, by induction, we know s_i contains only terms with coefficients 1 and monomials x^{2^j} . Moreover, if $i = 2^{k_0} + 2^{k_1} + \dots + 2^{k_j}$, where $2^{k_0} < 2^{k_1} < \dots < 2^{k_j}$, then we can write

$$s_i(x) = s_{2^{k_0}}(s_{2^{k_1}}(\dots(s_{2^{k_j}}(x))\dots)) . \quad (3)$$

Therefore, every s_i is a composition of functions which only has two terms.

Evaluating s_i w.r.t. Cantor basis is fast. Directly from Def. 2.5, we know $\forall a \in V_i, s_i(a) = 0$. For computing $s_i(v_j)$ for $j \geq i$, we have

$$s_i(v_j) = s_{i-1}(s_1(v_j)) = s_{i-1}(v_j^2 + v_j) = s_{i-1}(v_{j-1}) = \dots = v_{j-i} . \quad (4)$$

Hence, the value of $s_i(\alpha)$ is $\bar{\alpha}$ shifted right by i bits, or $s_i(\alpha) = (\bar{\alpha} \gg i) = \sum_{j=i}^{m-1} b_j 2^{j-i}$.

2.3 The Additive FFT

In this section, we show how to efficiently evaluate a polynomial $f \in \mathbb{F}[x]_{<n}$ at n points in Cantor basis. Again, assume $n = 2^{l_n}$ is a power of 2. The additive FFT of the form by Lin, Chung, and Han (or `addFFT`) [LCH14] requires that f is represented in a particular basis, called *novelpoly* basis.

Definition 2.6. Given the Cantor basis (v_i) for the base field and its subspace polynomials (s_i) , define the novelpoly basis w.r.t. (v_i) to be the polynomials (X_k)

$$X_k(x) := \prod (s_i(x))^{b_i} \quad \text{where } k = \sum b_i \cdot 2^i \text{ with } b_i \in \{0, 1\} .$$

I.e., $X_k(x)$ is the product of all $s_i(x)$ where the i -th bit of k is set.

Clearly, $X_{2^i}(x) = s_i(x)$. Since $\deg(s_i(x)) = 2^i$, we have $\deg(X_k(x)) = k$.

2.3.1 Basis Conversion for Polynomials

We have to write the polynomial $f \in \mathbb{F}[x]$ in the form $f(x) = g(X) = g_0 + g_1 X_1(x) + \dots + g_{n-1} X_{n-1}(x)$ to perform `addFFT`.

In [BC14], Bernstein and Chou convert $f(x)$ to $g(X)$ by finding the largest i such that $\deg(s_i) = 2^i < \deg(f)$, and then divide f by s_i to form $f(x) = f_0(x) + s_i(x)f_1(x)$. Recursively divide f_0 and f_1 by lower s_{i-1} and eventually express f as a sum of non-repetitive products of the (s_i) , which is the desired form for $g(X)$. Since the coefficients of $s_i(x)$ are always 1 in Cantor basis, the division comprises only XOR operations. Therefore the complexity of division by one s_i depends on the number of terms of s_i and the complexity of the conversion is $O(n \log^n (\log^n)^2)$ field additions.

With Eq.(3), Lin *et al.* [LANH16] presented a basis conversion in Cantor basis by dividing f by s_i where $i = 2^k$ is power of 2 and s_i contains only 2 terms. The resulted complexity for the conversion is $O(n \log^n \log(\log^n))$ XOR operations for $f \in \mathbb{F}_2[x]_{<n}$. We detail the conversion in Alg. 1.

Algorithm 1: Basis conversion: monomial to *novelpoly* w.r.t Cantor.

```

1 BasisCvt( $f(x) \in \mathbb{R}[x]$ ) :
   input :  $f(x) = f_0 + f_1 x + \dots + f_{n-1} x^{n-1} \in \mathbb{R}[x]$  .
   output:  $g(X) = g_0 + g_1 X_1(x) + \dots + g_{n-1} X_{n-1}(x) \in \mathbb{R}[x]$  .

2 if  $\deg(f(x)) \leq 1$  then return  $g(X) \leftarrow f_0 + X_1 f_1$  ;
3 Let  $i \leftarrow \text{Max}(2^k)$  where  $k \in \mathbb{N}$  s.t.  $\deg(s_i(x)) \leq \deg(f(x))$  .
4 Compute  $h(x, y) = \hat{h}(y) = h_0(x) + h_1(x)y + \dots + h_{m-1}(x)y^{m-1} \in \mathbb{R}[x][y]$ 
   s.t.  $f(x) = h(x, s_i(x))$ . Here  $h_0(x), \dots, h_{m-1}(x) \in \mathbb{R}[x]_{<2^i}$  .
5 Compute  $h'(Y) = q_0(x) + \dots + q_{m-1}(x)X_{(m-1) \cdot 2^k} \leftarrow \text{BasisCvt}(\hat{h}(y))$  .
6 Compute  $g_i(X) \leftarrow \text{BasisCvt}(q_i(x))$  for all coefficients  $q_i(x)$  of  $h'(Y)$ .
7 return  $g(X) = g_0(X) + g_1(X)X_{2^k} + \dots + g_{n-1}(X)X_{(m-1) \cdot 2^k}$ 

```

2.3.2 The Butterflies

For a polynomial $f = g(X) \in \mathbb{F}_{2^m}[x]_{<n}$ in the *novelpoly* basis, we can efficiently evaluate f at the set $\alpha + V_{l_n}$, where $\alpha \in \mathbb{F}_{2^m}$, $n = 2^{l_n}$, and $\alpha + V_{l_n} := \{\alpha + u : u \in V_{l_n}\}$, with a ‘‘Butterfly’’ process, denoted as **Butterfly**.²

Algorithm 2: Butterfly w.r.t. *novelpoly* basis.

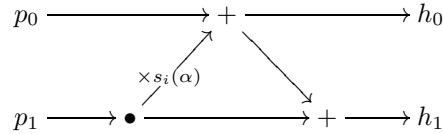
```

1 Butterfly( $g(X) = f(x) \in \mathbb{F}_{2^m}[x]_{<n}, \alpha \in \mathbb{F}_{2^m}$ ) :
   input :  $g(X) = g_0 + g_1 X_1(x) + \dots + g_{n-1} X_{n-1}(x) \in \mathbb{F}_{2^m}[x]_{<n}$  .
           an extra scalar:  $\alpha \in \mathbb{F}_{2^m}$  .
   output: a list:  $[f(0 + \alpha), f(1 + \alpha), \dots, f(\overline{(n-1)} + \alpha)]$  , which is the
           evaluation of  $f$  at  $\alpha + V_{l_n}$  .

2 if  $\deg(g(X)) = 0$  then return  $[g_0]$  ;
3 Let  $i \leftarrow \lceil \log_2^n \rceil - 1$  s.t.  $\deg(s_i(x)) = \deg(X_{2^i}(x)) = 2^i < n$  .
4 Let  $g(X) = p_0(X) + X_{2^i} \cdot p_1(X) = p_0(X) + s_i(x) \cdot p_1(X)$ .
5 Compute  $h_0(X) \leftarrow p_0(X) + s_i(\alpha) \cdot p_1(X)$ .
6 Compute  $h_1(X) \leftarrow h_0(X) + s_i(v_i) \cdot p_1(X)$ .
7 return [ Butterfly( $h_0(X), \alpha$ ), Butterfly( $h_1(X), v_i + \alpha$ ) ]
```

We detail the **Butterfly** in the Algo. 2. It is a typical divide-and-conquer process that the polynomial $f = g(X)$ can be expressed as two half-sized polynomials $p_0(X)$ and $p_1(X)$ with $g(X) = p_0(X) + X_{2^{l_n-1}}(x) \cdot p_1(X)$. For evaluating f at a set V_{i+1} where $i+1 = l_n$, we also divide V_{i+1} into the two half-sized sets V_i and $V_{i+1} \setminus V_i = v_i + V_i$. Since $s_i(x) = X_{2^i}(x)$ is linear, evaluations at $V_i + v_i$ share common computations with the evaluations at V_i .

In the Algo. 2, line 5 and 6 perform the actual computation – the so-called butterfly.



One butterfly comprises two field additions and only one field multiplication since $s_i(v_i) = 1$ in Cantor basis.

Although line 7 indicates the recursion, we actually program the recursions into many layers of butterflies. There are $n/2$ butterflies, corresponding to the length of divided polynomials, in each layer and l_n layers, corresponding to the depth of recursion, in total. Through the iterative style of program, we can optimize the **Butterfly** among several layers(recursions), and it is also applied to the **BasisCvt**.

We remark at last that the Algo. 2 expects that length of polynomials and size of evaluated points are the same. We will evaluate polynomials of larger degrees at a smaller size of set in Sec. 3.2.

² Note that, in [LCH14], the authors call the **Butterfly** an FFT.

2.3.3 The addFFT Algorithm

The complete addFFT is show in Algo. 3. The algorithm performs **BasisCvt** to convert the basis of polynomials and then use the **Butterfly** to evaluate polynomials in the *novelpoly* basis. Inverse additive FFT, or **iaddFFT**, simply performs the **Butterfly** and **BasisCvt** reversely.

Algorithm 3: The addFFT algorithm

- 1 **addFFT**($f(x) \in \mathbb{F}_{2^m}[x]_{<n}$, $\alpha \in \mathbb{F}_{2^m}$) :
input : $f(x) = f_0 + f_1x + \dots + f_{n-1}x^{n-1} \in \mathbb{F}_{2^m}[x]_{<n}$.
an extra scalar: $\alpha \in \mathbb{F}_{2^m}$.
output: The values for evaluating f at $\alpha + V_{l_n}$.
 - 2 Compute $g(X) \leftarrow \mathbf{BasisCvt}(f(x))$.
 - 3 **return** **Butterfly**($g(X), \alpha$).
-

3 The multiplication with Froebenius partitions and additive FFT

In this section, we apply the technique of Frobenius partitions to the addFFT and show an efficient multiplier for bit-polynomials with the modified addFFT.

3.1 The partition of evaluated points

Given a polynomial $A \in \mathbb{F}_2[x]$ for $\deg(A) = n - 1$ and $n = 2^{l_n}$, we aim to design a set $\Sigma \subset \mathbb{F}_{2^m}$ for $m = 2^{l_m}$ in Cantor basis such that we can derive n values of $A(x)$ from the values at Σ .

Before we define the Σ , we first discuss the order of ϕ_2 for the basis elements. Given ϕ_2 is the square operation over \mathbb{F}_{2^m} , we have $\phi_2(v_0) = v_0$, and $\phi_2(v_i) = v_i^2 = v_i + v_{i-1}$ for $i > 0$ in Cantor basis. In [LCK⁺18], Li *et al.* show the order of ϕ_2

$$\text{Ord}_{\phi_2}(v_i) = 2 \cdot 2^{\lceil \log_2 i \rceil} \quad \text{for } i > 0 \quad (5)$$

w.r.t. Cantor basis. Hence, $\text{Ord}_{\phi_2}(v_i) = m$ is the maximum order for $v_i \in \{v_{m/2}, \dots, v_{m-1}\}$.

We design a set with maximum order of ϕ_2 :

$$\Sigma := v_{l+m/2} + V_l \quad \text{where } l = (l_n - l_m) < m/2 \text{ and } l \geq 0, \quad (6)$$

and size of the set is $n_p := |\Sigma| = |V_l| = 2^l = n/m$. For the order, we know first that ϕ_2 maps V_l to the same V_l , i.e., $\phi_2(V_l) = V_l$. This can be seen by induction. Clearly, $\phi_2(V_0) = V_0$. Given $\phi_2(V_i) = V_i$, we have

$$\phi_2(V_{i+1}) = \phi_2(v_i + V_i) \cup \phi_2(V_i) = ((v_i + v_{i-1}) + V_i) \cup V_i = (v_i + V_i) \cup V_i = V_{i+1} .$$

Hence, $v_{l+m/2}$ decides the order for Σ and naively, $\text{Ord}_{\phi_2}(v_{l+m/2}) = m$ from Eq. 5. However, since $\Sigma = v_{l+m/2} + V_l$, we have to deal with the effect from V_l . While applying ϕ_2 to $v_{l+m/2}$ for j times, let the vector $\phi_2^{oj}(v_{l+m/2}) = a + b$

where $a \in V_l$ is equal to least l dimensions of $\phi_2^{\circ j}(v_{l+m/2})$ and b is the remainder. Then $V_l + a = V_l$ since $a \in V_l$. And, by omitting the least l dimensions of b , the order for the higher parts of $\phi_2^{\circ j}(v_{l+m/2})$ is still m

$$\text{Ord}_{\phi_2}(\bar{b} \gg l) = \text{Ord}_{\phi_2}(v_{m/2}) = m .$$

Hence, $\text{Ord}_{\phi_2}(\Sigma) = m$.

By continuously applying ϕ_2 to Σ , we define a superset of Σ

$$\Omega := \Sigma \cup \phi_2(\Sigma) \cup \phi_2^2(\Sigma) \cup \dots \cup \phi_2^{\circ(m-1)}(\Sigma) . \quad (7)$$

Proposition 1. Σ is a Frobenius partition of Ω and $|\Omega| = n$.

While continuously applying ϕ_2 to Σ , from the discussion of the order for Σ , the V_l absorbs a parts of $\phi_2^{\circ j}(v_{l+m/2})$, and only the b parts of $\phi_2^{\circ j}(v_{l+m/2})$ changes. Hence, $\phi_2^{\circ j}(\Sigma)$ are disjoint sets for $j < m$, and Σ is a Frobenius partition of Ω . And the size $|\Omega| = \text{Ord}_{\phi_2}(\Sigma) \cdot |\Sigma| = m \cdot \frac{n}{m} = n$.

Now we define a linear map $E_\Sigma : \mathbb{F}_2[x]_{<n} \rightarrow \mathbb{F}_2^{n_p}$, evaluating a polynomial $A \in \mathbb{F}_2[x]_{<n}$ at the partition Σ , i.e.,

$$E_\Sigma : A(x) \mapsto \{A(v_{l+m/2} + u) : u \in V_l\} . \quad (8)$$

Clearly, E_Σ evaluates $A(x)$ at $n_p = n/m$ points which are fewer than number of coefficients n . However, since the points are in \mathbb{F}_2^m , the size of input and output space are the same $n = m \cdot n/m$ bits.

Proposition 2. E_Σ is a bijection between $\mathbb{F}_2[x]_{<n}$ and $\mathbb{F}_2^{n_p}$.

E_Ω is clearly a bijection between $\mathbb{F}_2[x]_{<n}$ and \mathbb{F}_2^n since its the evaluation at n points. Σ can derive full Ω with the linear operator ϕ_2 and vice versa. By Eq.(1), E_Ω can be derived from E_Σ with linear operator ϕ_2 .

Given the field \mathbb{F}_2^m , the size of Ω bounds the possible length of polynomials n . From Prop. 1, $|\Omega| = \text{Ord}_{\phi_2}(\Sigma) \cdot |\Sigma| = m \cdot |\Sigma|$. Since the maximum $|\Sigma| = |V_{\frac{m}{2}-1}| = 2^{\frac{m}{2}-1}$ for $l < m/2$ in Eq. 6, the maximum $|\Omega| = m \cdot 2^{\frac{m}{2}-1} = \frac{m}{2} \cdot 2^{m/2}$. Therefore, given \mathbb{F}_2^m , $n < \frac{m}{2} \cdot 2^{m/2}$ is the maximum supported length of polynomials.

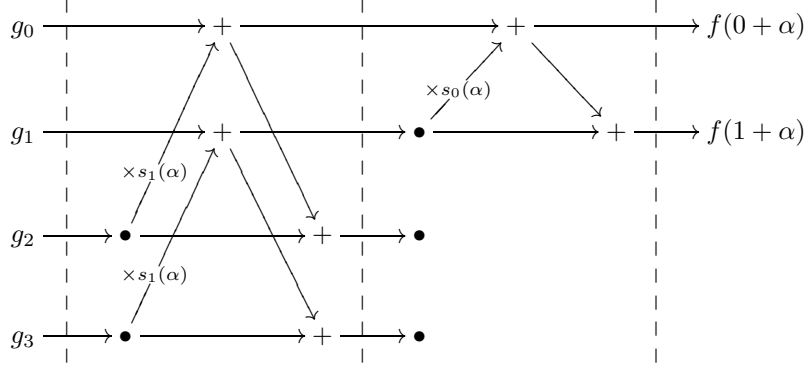
3.2 Truncated Additive FFT

To perform E_Σ , we have to evaluate a polynomial A of length n at a n/m points with the `addFFT`. Since the `BasisCvt` only depends on the polynomial, we only have to adjust the `Butterfly`. Recalling that Algo. 2 outputs the values of A at points $\{\alpha, \alpha + 1, \dots, \alpha + (n - 1)\}$, we can simply truncate the computation of unnecessary outputs for more efficiency — the so-called truncated FFT.

Fig. 1 shows an example of truncated FFT for evaluating a degree-3 polynomial $f(x) = g_0 + g_1X_1 + g_2X_2 + g_3X_3$ at two points $\{\alpha, \alpha + 1\}$. There are 2 layers(recursions) of butterflies in the computation of `Butterfly`. We can truncate the half contents after the first layer since only 2 values are required.

To perform E_Σ , we therefore pretend to evaluate A at a larger set $v_{l+m/2} + V_{l_n}$ with the `Butterfly`. Although $v_{l+m/2} + V_{l_n} \neq \Omega$, the size of two sets are the same. However, after l_m layers of butterflies, the computations for the values at Σ aggregates to the first n/m parts of the layer, and we can thus truncate the rest.

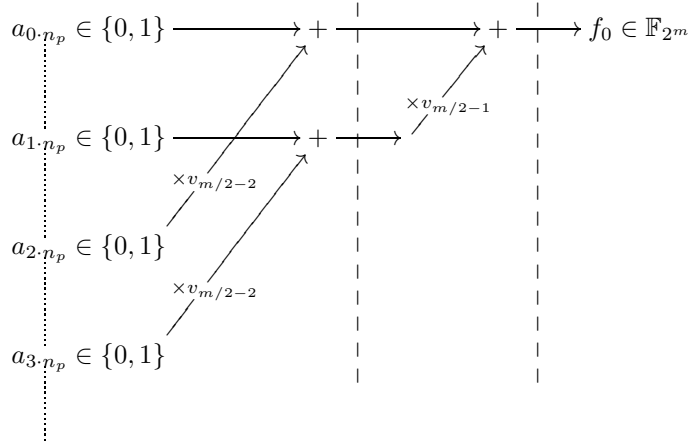
Figure 1: The Butterfly of 2 layers truncates half contents after first layer.



3.3 Encoding: the First l_m Layers of the Truncated FFT

While performing the first l_m layers of the Butterfly in E_Σ , the temporary results expand by m times since the inputs are 1-bit data and the multipliers in butterflies are m -bits elements of \mathbb{F}_{2^m} . However, since we will truncate the temporary results to the factor of $1/m$ after l_m layers of butterflies, the space requirement balances after the data truncation. Hence, we design a process, the **Encode**³, to prevent the expansion from the first l_m layers of butterflies.

Figure 2: The first temporary result f_0 after 2 layers of butterflies. The multipliers in the butterflies are $s_{l+2}(v_{l+m/2}) = v_{m/2-2}$ and $s_{l+1}(v_{l+m/2}) = v_{m/2-1}$ for the first and second layers respectively.



We show the computations of the first temporary result

$$f_0 = a_0 + s_{l+1}(v_{l+m/2}) \cdot a_{n_p} + s_{l+2}(v_{l+m/2}) \cdot a_{2 \cdot n_p} + s_{l+1}(v_{l+m/2}) \cdot s_{l+2}(v_{l+m/2}) \cdot a_{3 \cdot n_p}$$

³and its reverse process, the **Decode**.

for 2 layers of the **Butterfly** in Fig. 2. The **Butterfly** evaluates a polynomial $A(X) = a_0 + a_1X_1 + \dots + a_{n-1}X_{n-1} \in \mathbb{F}_2[x]_{<n}$ at the set $v_{l+m/2} + V_{l_n}$ where $2^l = n_p = n/m$. If $m = 4$, for example, the storage space for $f_0 \in \mathbb{F}_{2^4}$ equals its 4 contributors $(a_0, a_{n_p}, a_{2 \cdot n_p}, a_{3 \cdot n_p})$.

For the first l_m layers, the multipliers in the butterflies are the evaluation of $(s_{l+l_m}, \dots, s_{l+1})$ at the same point $v_{l+m/2}$. With Eq. (4), we can calculate the multipliers in reverse order of layers

$$(s_{l+1}(v_{l+m/2}), \dots, s_{l+l_m}(v_{l+m/2})) = (v_{m/2-1}, \dots, v_{m/2-lm}) .$$

We note that the multipliers are independent of l , i.e., the multipliers are always $(v_{m/2-1}, \dots, v_{m/2-lm})$ for a given m .

We can further analyze the multipliers for distinct inputs. The multiplier for j -th input is

$$r_j = \prod_{k=0}^{l_m-1} (v_{m/2-1-k})^{j_k} \quad , \text{ for } j = j_0 + j_1 \cdot 2 + \dots + j_{l_m-1} \cdot 2^{l_m-1} . \quad (9)$$

Hence, we can show **Encode** : $A(X) \mapsto f(X) = f_0 + \dots + f_{n_p-1}X_{n_p-1} \in \mathbb{F}_{2^m}[x]_{<n_p}$ in the form of vector-matrix production for all results:

$$f_i = \sum_{j=0}^{m-1} a_{j \cdot n_p + i} \cdot r_j = [a_{0 \cdot n_p} \quad a_{1 \cdot n_p} \quad \dots \quad a_{(m-1) \cdot n_p}] \cdot \begin{bmatrix} r_0 \in \mathbb{F}_2^m \\ r_1 \in \mathbb{F}_2^m \\ \vdots \\ r_{m-1} \in \mathbb{F}_2^m \end{bmatrix} .$$

The algorithm of the **Encode** is listed in Algo. 4.

Algorithm 4: The **Encode**

```

1 Encode(  $A(X) \in \mathbb{F}_2[x]_{<n}$  ) :
   input :  $A(X) = a_0 + a_1X_1 + \dots + a_{n-1}X_{n-1} \in \mathbb{F}_2[x]_{<n}$  .
   output:  $f(X) = f_0 + \dots + f_{n_p-1}X_{n_p-1} \in \mathbb{F}_{2^m}[x]_{<n_p}$  where  $n_p = n/m$ .
2 for  $i \in \{0, \dots, n_p - 1\}$  do
3   | Collect  $(a_{i+0 \cdot n_p}, a_{i+1 \cdot n_p}, \dots, a_{i+(m-1) \cdot n_p})$ .
4   | Compute  $f_i \leftarrow \sum_{j=0}^{m-1} a_{j \cdot n_p + i} \cdot r_j$  .
5 end
6 return  $(f_0, f_1, \dots, f_{n_p-1})$  .

```

For collecting the m bits inputs $(a_{j \cdot n_p + i})_{j=0}^{m-1}$ efficiently in computer, we actually fetch m machine words of length w -bits instead of m separated bits. The component $a_{j \cdot n_p + i}$, for example, locates in the i -th bit of the j -th word. With an $m \times w$ matrix transpose, we can collect the inputs(Line 3) for w continuous indexes of the loop. The Line 4 in Algo. 4 can also be parallelized with a bit-matrix multiplication.

Algorithm 5: The multiplication of bit-polynomials

```
1  FP_Polymul (  $A(x), B(x) \in \mathbb{F}_2[x]_{<n/2}$  ) :
   input :  $A(x) = a_0 + \dots + a_{n/2-1}x^{n/2-1} \in \mathbb{F}_2[x]_{<n/2}$  .
            $B(x) = b_0 + \dots + b_{n/2-1}x^{n/2-1} \in \mathbb{F}_2[x]_{<n/2}$  .
   output:  $C(x) = A(x) \cdot B(x) = c_0 + \dots + c_{n-1}x^{n-1} \in \mathbb{F}_2[x]_{<n}$ 

2  Compute  $A(X) \in \mathbb{F}_2[x]_{<n/2} \leftarrow \text{BasisCvt}(A(x))$ .
3  Compute  $f(X) \in \mathbb{F}_{2^m}[x]_{<n_p} \leftarrow \text{Encode}(A(X))$ .
4  Compute  $[\hat{a}_1, \dots, \hat{a}_{n_p}] \in \mathbb{F}_{2^m}^{n_p} \leftarrow \text{Butterfly}(f(X), v_{l+m/2})$ .
5  Compute  $B(X) \in \mathbb{F}_2[x]_{<n/2} \leftarrow \text{BasisCvt}(B(x))$ .
6  Compute  $g(X) \in \mathbb{F}_{2^m}[x]_{<n_p} \leftarrow \text{Encode}(B(X))$ .
7  Compute  $[\hat{b}_1, \dots, \hat{b}_{n_p}] \in \mathbb{F}_{2^m}^{n_p} \leftarrow \text{Butterfly}(g(X), v_{l+m/2})$ .
8  Compute  $\hat{C} = [\hat{c}_1 \leftarrow \hat{a}_1 \cdot \hat{b}_1, \dots, \hat{c}_{n_p} \leftarrow \hat{a}_{n_p} \cdot \hat{b}_{n_p}]$ .
9  Compute  $h(X) \in \mathbb{F}_{2^m}[x]_{<n_p} \leftarrow \text{iButterfly}(\hat{C}, v_{l+m/2})$ .
10 Compute  $C(X) \in \mathbb{F}_2[x]_{<n} \leftarrow \text{Decode}(h(X))$ .
11 Compute  $C(x) \in \mathbb{F}_2[x]_{<n} \leftarrow \text{iBasisCvt}(C(X))$ .
12 return  $C(x)$ .
```

3.4 The Algorithm of Multiplication

We show the algorithm for multiplying bit-polynomials in algo. 5. It is basically the general multiplication in Sec. 2.1 with a modifier **addFFT** comprising **BasisCvt**, **Encode**, and **Butterfly**.

Here we sum up the modified **addFFT** process: To evaluate a polynomial $A(x) \in \mathbb{F}_2[x]_{<n}$ at n_p points Σ in \mathbb{F}_{2^m} , we first perform the **BasisCvt** on $A(x)$ for $A(X)$ in *novelpoly*. Then we treat each coefficient of $A(X)$ as an element in \mathbb{F}_{2^m} and pretend to perform the **Butterfly** at points $v_{l+m/2} + V_{l_n}$. The **Encode** process actually perform the virtual **Butterfly** for the first l_m layers of butterflies and truncate the temporary results to the first $1/m$ fraction. We then start a real **Butterfly** on the results of the **Encode**. The **Butterfly** evaluates a polynomial in $\mathbb{F}_{2^m}[x]_{<n_p}$ at Σ .

4 Implementation

In this section, we discuss the implementations for previous algorithms in modern computers. We choose the parameters $m = 64$ and 128 for the efficiency and supporting larger length of polynomials respectively. The corresponding implementations, over $\mathbb{F}_{2^{64}}$ and $\mathbb{F}_{2^{128}}$, apply to multiply bit-polynomials of $\mathbb{F}_2[x]_{<32 \cdot 2^{32}}$ and $\mathbb{F}_2[x]_{<64 \cdot 2^{64}}$ respectively.

4.1 Memory Access Model

We first discuss about our memory access model for the **BasisCvt** and **Butterfly**.

Basis conversion: We focus on reducing the number of memory access for optimizing the **BasisCvt**. For process of only simple XOR operations, Albrecht *et al.* [ABH10] reported that the number of memory access is the critical concern while multiplying matrices over \mathbb{F}_2 . The **BasisCvt** face the same situation.

For reducing the number of memory access, we combine several layers of operations together in algo. 1. It is possible since the algo. 1 always XOR coefficients of higher degree to coefficients of lower degree. While some coefficients of lower degree gather coefficients from higher degree among several layers, we can combine the accumulations among layers. This optimization effectively reduces the number of memory write.

The Butterfly: The memory access model in `Butterfly` focuses on hiding the time for memory access behind the computations. Instead of memory bound in `BasisCvt`, the `Butterfly` multiplies elements over finite fields and thus is occupied with heavy computations. For hiding the memory access, first, we change the order of butterflies performed to keep as more data in CPU cache as possible. We divide the butterflies in one layer into batches which fits for the size of cache and perform butterflies throughout all layers in the same batch to keep a higher hit rate. Second, we pre-fetch the data for next computation before acting multiplications. The pre-fetch hints the CPU to move the data to fastest cache covertly behind the ongoing task, and we can thus reduce the latency for next reading.

4.2 The Vector Instruction Set

Besides the optimization in memory access, we also target on the hardware instructions that increase the efficiency for the algebraic objects.

We implement our software in the typical SIMD(single-instruction-multiple-data) instruction set. The most popular SIMD instruction set nowadays is AVX2(Advanced Vector Extensions) [Int15], providing 256-bit `ymm` registers on x86 platforms. We especially rely on the table-lookup(`PSHUFB`) and carryless multiplication(`PCLMULQDQ`) instructions.

SIMD Table-lookup Instruction `PSHUFB` takes two 16-byte sources which one is a lookup table of 16 bytes $\mathbf{x} = (x_0, x_1, \dots, x_{15})$ and the other is 16 indices $\mathbf{y} = (y_0, y_1, \dots, y_{15})$. The 16-byte result of “`PSHUFB \mathbf{x}, \mathbf{y}` ” at position i is $x_{y_i \bmod 16}$ if $y_i \geq 0$ and 0 if $y_i < 0$. `VPSHUFB` of AVX-2 simply performs two copies of `PSHUFB` in one instruction.

Carryless Multiplication `PCLMULQDQ` performs the carryless multiplication of 2 64-bits polynomials, i.e., $\text{PCLMULQDQ} : \mathbb{F}_2[x]_{<64} \times \mathbb{F}_2[x]_{<64} \rightarrow \mathbb{F}_2[x]_{<127}$. This is unfortunately not a SIMD instruction despite the high efficiency in multiplication.

4.3 Finite Field Arithmetic

In this section, we discuss the representations of fields in polynomial form as well as its corresponding multiplications for $m = 64$ and $m = 128$. Although we design the algorithm in vector representations of Cantor basis, we actually use the polynomial representation while multiplying elements in fields for the dedicated HW instructions `PCLMULQDQ`. Hence, we have to change the representations of fields from Cantor basis to the polynomial form before acting multiplications, and some tables are prepared for changing the representations. However, since

the inputs are in $\{0, 1\}$ that can be presumed in polynomial form, we actually perform the change representations only for the constants in **Butterfly**.

For the multiplication over $\mathbb{F}_{2^{64}}$, Lemire and Kaser [LK16] presented an efficient multiplication under the representation

$$\mathbb{F}_{2^{64}} := \mathbb{F}_2[x] / (x^{64} + x^4 + x^3 + x + 1) .$$

To multiply elements in $\mathbb{F}_{2^{64}}$, one PCLMULQDQ multiplying 2 degree-63 bit-polynomials to a degree-126 polynomial and then one PCLMULQDQ reduces the parts of degree-64 to 126 back to a remainder of degree-66. One PSHUFB finishes the reduction for the degree-64 to 66.

For $\mathbb{F}_{2^{128}}$, we choose the same representation as AES-GCM:

$$\mathbb{F}_{2^{128}} := \mathbb{F}_2[x] / (x^{128} + x^7 + x^2 + x + 1) .$$

In our implementation, the multiplication over $\mathbb{F}_{2^{128}}$ costs 5 PCLMULQDQ (3 for multiplying 128-bit polynomials with Karatsuba's method and 2 for reducing the 256-bit result back to 128 bits with linear folding). More details about multiplications over $\mathbb{F}_{2^{128}}$ can be found in [GK14].

4.4 Matrix Transpose with Vector Instruction Set

We perform the matrix transpose with the techniques from [War12]. For implementing it in the SIMD manner, Van der Hoeven *et al.* [vdHLL17] and Chen *et al.* [CCK⁺17] had showed similar techniques for bit- and byte-matrix in AVX-2 instruction set. We depict the methods in this section for the completeness.

The method for matrix transpose in [War12] is a divide-and-conquer method. For transposing $M = \begin{bmatrix} A & B \\ C & D \end{bmatrix}$, we first rearrange the contents of M to $\begin{bmatrix} A & C \\ B & D \end{bmatrix}$ and then perform the same process to all 4 sub-matrices.

The interpretation of data plays an important role for transpose in a SIMD instruction set. Given $A = \begin{bmatrix} a_0 & a_1 \\ a_2 & a_3 \end{bmatrix}$ is an 2×2 byte-matrix, we can finished the 4×4 transpose of M in one PSHUFB if the data A, B, C and D locates in the same 16-byte register.

$$\boxed{(a_0, a_1, a_2, a_3), (b_0, b_1, \dots, d_3)} \Rightarrow \boxed{(a_0, a_2, a_1, a_3), (c_0, c_2, \dots, d_3)} .$$

Here the data in the same register is represented in a row box.

While the contents of matrices locate across registers, we can perform many transposes in parallel by swapping data between registers. We show an example for a 4×4 transpose among 4 registers. Note that there are 2 swaps performed in each step(\Rightarrow).

$$\begin{array}{|c|} \hline (a_0, a_1, \underline{b_0}, \underline{b_1}), \dots \\ \hline (a_2, a_3, \underline{b_2}, \underline{b_3}), \dots \\ \hline (c_0, c_1, d_0, d_1), \dots \\ \hline (\underline{c_2}, \underline{c_3}, d_2, d_3), \dots \\ \hline \end{array} \Rightarrow \begin{array}{|c|} \hline (a_0, a_1, c_0, \underline{c_1}), \dots \\ \hline (\underline{a_2}, a_3, \underline{c_2}, c_3), \dots \\ \hline (b_0, \underline{b_1}, d_0, \underline{d_1}), \dots \\ \hline (\underline{b_2}, b_3, \underline{d_2}, d_3), \dots \\ \hline \end{array} \Rightarrow \begin{array}{|c|} \hline (a_0, a_2, c_0, c_2), \dots \\ \hline (a_1, a_3, c_1, c_3), \dots \\ \hline (b_0, b_2, d_0, d_2), \dots \\ \hline (b_1, b_3, d_1, d_3), \dots \\ \hline \end{array} .$$

4.5 Bit-matrix Multiplications with Vector Instruction Set

We also implement the matrix multiplications under AVX2 instruction set. The matrix multiplications are performed in the `Encode`(Line 4 in Algo. 4) comprising n_p batches of $m \times m$ bit-matrix multiplied by m -bits vectors.

Algorithmically, we multiply bit-matrices with the method of the four Russians(M4R) [AH74] [ABH10]. Suppose we multiply a pre-defined $m \times m$ bit-matrix \mathbf{E} by a m bits vector $\alpha \in V_m$. With M4R of 4-bit, we first prepare $m/4$ tables for products of \mathbf{E} and all vectors in $V_4 = \text{span}(v_0, \dots, v_3), \dots$, and $\text{span}(v_{m-4}, \dots, v_{m-1})$. By splitting α to 4-bit chunks, i.e., $\alpha = \sum_{i=1}^{m/4} \alpha_i$ where $\alpha_1 \in V_4, \dots$, and $\alpha_{m/4} \in \text{span}(v_{m-4}, \dots, v_{m-1})$, we can compute $\mathbf{E} \cdot \alpha = \sum_{i=1}^{m/4} \mathbf{E} \cdot \alpha_i$, where $\mathbf{E} \cdot \alpha_i$ is obtained by one look-up of a prepared table.

In the AVX2, PSHUFB does exactly the look-ups for a 4-bits indexed table. Moreover, the PSHUFB performs 16 or 32(VPSHUFB) look-ups simultaneously. We can detail what PSHUFB works in a example of $m = 64$, i.e., multiplying 64×64 bit-matrix by a 64-bits vector. Since each PSHUFB provides a 8-bits result, we perform 8 PSHUFB at the same 4-bits input for the 64-bits result, corresponding to one $\mathbf{E} \cdot \alpha_i$. One product of $\mathbf{E} \cdot \alpha$ comprises $m/4 = 16$ α_i and costs $8 \cdot 16 = 128$ PSHUFB in total. Dividing by the parallelism(32) of VPSHUFB, one product costs $128/32 = 4$ VPSHUFB in average.

However, we have to rearrange the format the input data to work with SIMD instructions. Given 16 or 32 continuing 64-bits inputs, we collect all first bytes to first register, all second bytes to second register, \dots etc. In other words, the rearrange of data is a 8×8 byte-matrix transpose, which is also performed in the SIMD way with the method in Sec. 4.4.

Evaluation the effect from the point-view of data access. We can compare the SIMD M4R to a naive(pure memory-accessed) M4R from the model of data access in the example of $m = 64$. The naive M4R uses 16 memory read of 64 bits for one product, and costs 128 bytes in total which is equal to SIMD M4R consuming 4×32 bytes in average. However, the naive M4R accesses memories randomly while the SIMD M4R reads sequentially. Our results show the SIMD M4R outperforms naive M4R.

In general, once the data of tables are read, more parallelism in SIMD increases the performance. However, the number of registers in CPUs restricts the parallelism to prevent register spilling, resulting more memory access. In our implementation, targeting the haswell architecture in x86, we use a 64 parallelism SIMD M4R for best performance.

5 Benchmark and Discussion

5.1 Benchmarks

We benchmark our software⁴ with experiments on multiplying random bit-polynomials for various lengths. Although the software is actually a constant-time implementation, i.e., the running time is independent of input data, we report the average time of 100 executions. The experiments are performed

⁴ The software is in <https://github.com/fast-crypto-lab/bitpolymul2>.

on the Intel Haswell architecture, which is our targeting platform. Our hardware is Intel Xeon E3-1245 v3 @3.40GHz with turbo boost disabled and 32 GB DDR3@1600MHz memory. The OS is ubuntu version 1604, Linux version 4.4.0-78-generic and the compiler is gcc: 5.4.0 20160609 (Ubuntu 5.4.0-6ubuntu1 16.04.4).

Figure 3: Products in $\mathbb{F}_2[x]$ on Intel Xeon E3-1245 v3 @ 3.40GHz

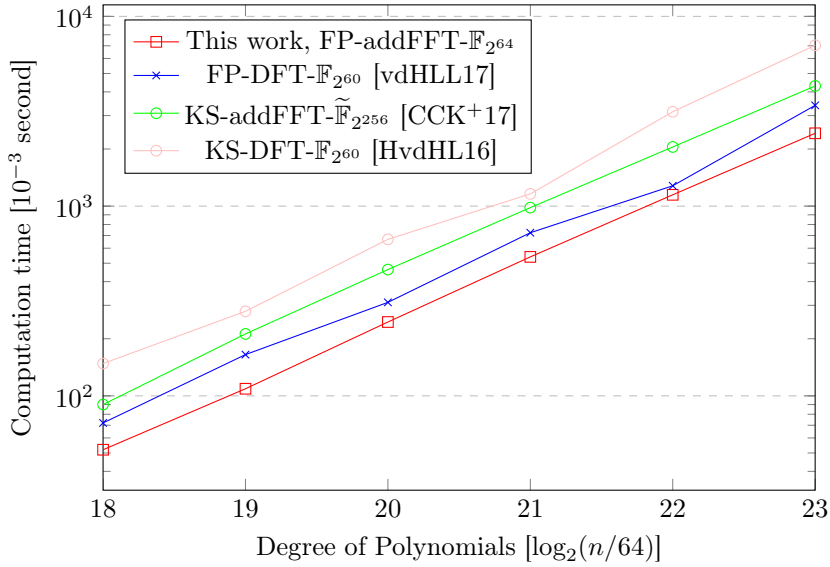


Table 1: Products in $\mathbb{F}_2[x]$ on Intel Xeon E3-1245 v3 @ 3.40GHz (10⁻³ sec.) The implementations in upper table base on Frobenius partitions and the lower implementations are with Kronecker substitution.

$\log_2 n/64$	16	17	18	19	20	21	22	23
This work, $\mathbb{F}_{2^{64}}$ ^a	12	25	52	109	245	540	1147	2420
This work, $\mathbb{F}_{2^{128}}$ ^a	13	28	58	123	273	589	1248	2641
DFT, $\mathbb{F}_{2^{60}}$ [vdHLL17] ^b	15	32	72	165	311	724	1280	3397
KS- $\mathbb{F}_{2^{256}}$ [CCK ⁺ 17] ^c	20	41	93	216	465	987	2054	4297
KS- $\mathbb{F}_{2^{128}}$ [CCK ⁺ 17] ^c	25	53	115	252	533	1147	2415	5115
KS- $\mathbb{F}_{2^{60}}$ [HvdHL16] ^d	29	64	148	279	668	1160	3142	7040
gf2x [BGTZ08] ^e	26	59	123	285	586	1371	3653	7364

^a Version 1656d5e. <https://github.com/fast-crypto-lab/bitpolymul2>

^b SVN r10681. Available from <svn://scm.gforge.inria.fr/svn/mmx>

^c Version c13769d. <https://github.com/fast-crypto-lab/bitpolymul>

^d SVN r10663. Available from <svn://scm.gforge.inria.fr/svn/mmx>

^e Version 1.2. Available from <http://gf2x.gforge.inria.fr/>

Figure 3 shows the results of our experiments and the comparisons with previous implementations. The figure shows the running time verse degree of polynomials both in logarithm scales. The “FP” and “KS” stands for Frobenius partition and Kronecker substitution respectively. More details about the results can be found in Tab. 1.

The result shows that our implementations clearly outperform all previous implementations. Among our implementations, the version of $\mathbb{F}_{2^{64}}$ is faster than $\mathbb{F}_{2^{128}}$ for more efficient multiplications over underlying fields. However, the version of $\mathbb{F}_{2^{128}}$ supports polynomials of larger degree. From the figure, we can see the same tendency among all data. This suggests that these algorithms work roughly in the same complexity level while our implementation, however, works with lowest hidden constant. We can also see the straight lines for additive FFT based algorithms, but the line turns slightly for the multiplicative algorithms. It is caused from that polynomials with terms of 2 powers are not optimal for particular sizes of multiplicative groups. Lastly, from the values in the table, we can see the FP implementations lead KS implementations about the factor of two, which is consistent with the conclusion of [vdHLL17].

5.2 Profiles

We show the profiles of algo. 5 for **Encode**, **BasisCvt**, and **Butterfly** in Tab. 2 and Fig. 4 since the 3 components actually work in different levels of complexities. The complexities, ordered by levels, are $O(n \log n \log \log n)$, $O(n \log n)$, and $O(n)$ for **BasisCvt**, **Butterfly**, and **Encode** respectively. In the practical range of polynomial lengths, however, the **Butterfly** costs the most computation time although it is not the dominant term of the complexities. We can also see the running time of **BasisCvt** does increase faster than **Encode** from the Fig. 4.

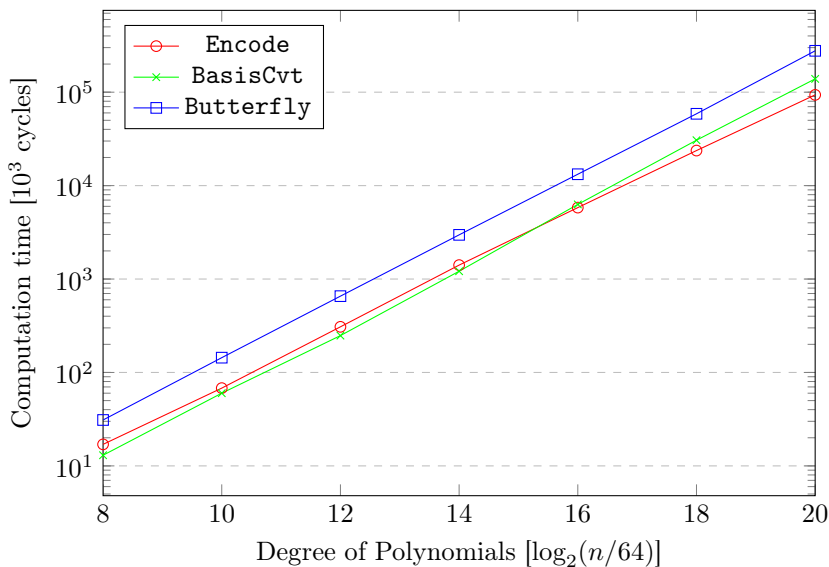
Table 2: Profiles for multiplications in $\mathbb{F}_2[x]$ on Intel Xeon E3-1245 v3 @ 3.40GHz (10^3 cycles).

$\log_2 n/64$	8	10	12	14	16	18	20
Encode	17	68	308	1410	5816	23720	93572
BasisCvt	13	60	248	1212	6292	30619	138829
Butterfly	31	144	656	2971	13237	58706	277221

6 Summary

We have shown the new algorithm for multiplying bit-polynomials of large degrees as well as its implementation with SIMD instructions. The new algorithm is based on evaluating polynomials at the Frobenius partition $\Sigma = v_{l+m/2} + V_l$ with the additive FFT. This form of partition particularly fits the additive FFT. A new process **Encode** accelerates the **Butterfly** by performing the l_m layers of butterflies as matrix multiplications and truncating the unnecessary results for further **Butterfly**.

Figure 4: Profiles for multiplications in $\mathbb{F}_2[x]$ on Intel Xeon E3-1245 v3 @ 3.40GHz



For implementing the algorithm, we show the efficient memory access models and the SIMD implementation of the key components(e.g., bit-matrix transpose and bit-matrix multiplication). The multiplications over underlying fields are also designed to utilize the PCLMULQDQ instruction. At last, the experiments show our software outperforms all previous implementations to the best of our knowledge.

References

- [ABH10] Martin R. Albrecht, Gregory V. Bard, and William Hart. Algorithm 898: Efficient multiplication of dense matrices over GF(2). *ACM Trans. Math. Softw.*, 37(1):9:1–9:14, 2010.
- [AH74] Alfred V. Aho and John E. Hopcroft. *The Design and Analysis of Computer Algorithms*. Addison-Wesley Longman Publishing Co., Inc., Boston, MA, USA, 1st edition, 1974.
- [BC14] Daniel J. Bernstein and Tung Chou. Faster binary-field multiplication and faster binary-field macs. In Antoine Joux and Amr M. Youssef, editors, *Selected Areas in Cryptography - SAC 2014 - 21st International Conference, Montreal, QC, Canada, August 14-15, 2014, Revised Selected Papers*, volume 8781 of *Lecture Notes in Computer Science*, pages 92–111. Springer, 2014.
- [BGTZ08] Richard P Brent, Pierrick Gaudry, Emmanuel Thomé, and Paul Zimmermann. Faster multiplication in $gf(2)(x)$. *Lecture Notes in Computer Science*, 5011:153–166, 2008.

- [Can89] David G. Cantor. On arithmetical algorithms over finite fields. *J. Comb. Theory Ser. A*, 50(2):285–300, March 1989.
- [CCK⁺17] Ming-Shing Chen, Chen-Mou Cheng, Po-Chun Kuo, Wen-Ding Li, and Bo-Yin Yang. Faster multiplication for long binary polynomials. *CoRR*, abs/1708.09746, 2017.
- [CK91] David G. Cantor and Erich Kaltofen. On fast multiplication of polynomials over arbitrary algebras. *Acta Informatica*, 28:693–701, 1991.
- [CLRS09] Thomas H. Cormen, Charles E. Leiserson, Ronald L. Rivest, and Clifford Stein. *Introduction to Algorithms, Third Edition*. The MIT Press, 3rd edition, 2009.
- [GG13] Joachim von zur Gathen and Jrgen Gerhard. *Modern Computer Algebra*. Cambridge University Press, New York, NY, USA, 3rd edition, 2013.
- [GK14] Shay Gueron and Michael E. Kounavis. Intel(r) carry-less multiplication instruction and its usage for computing the gcm mode(rev.2.02), April 2014. <https://software.intel.com/sites/default/files/managed/72/cc/clmul-wp-rev-2.02-2>
- [GM10] Shuhong Gao and Todd D. Mateer. Additive fast fourier transforms over finite fields. *IEEE Trans. Information Theory*, 56(12):6265–6272, 2010.
- [HvdHL16] David Harvey, Joris van der Hoeven, and Grégoire Lecerf. Fast polynomial multiplication over $\mathbb{F}_{2^{60}}$. In Sergei A. Abramov, Eugene V. Zima, and Xiao-Shan Gao, editors, *Proceedings of the ACM on International Symposium on Symbolic and Algebraic Computation, ISSAC 2016, Waterloo, ON, Canada, July 19-22, 2016*, pages 255–262. ACM, 2016.
- [HvdHL17] David Harvey, Joris van der Hoeven, and Grégoire Lecerf. Faster polynomial multiplication over finite fields. *J. ACM*, 63(6):52:1–52:23, 2017.
- [Int15] Intel. Intel architecture instruction set extensions programming reference, August 2015. <https://software.intel.com/sites/default/files/managed/07/b7/319433-023.pdf>.
- [LANH16] Sian-Jheng Lin, Tareq Y. Al-Naffouri, and Yunghsiang S. Han. Fft algorithm for binary extension finite fields and its application to reed-solomon codes. *IEEE Trans. Inf. Theor.*, 62(10):5343–5358, October 2016.
- [LCH14] Sian-Jheng Lin, Wei-Ho Chung, and Yunghsiang S. Han. Novel polynomial basis and its application to reed-solomon erasure codes. In *55th IEEE Annual Symposium on Foundations of Computer Science, FOCS 2014, Philadelphia, PA, USA, October 18-21, 2014*, pages 316–325. IEEE Computer Society, 2014.

- [LCK⁺18] Wen-Ding Li, Ming-Shing Chen, Po-Chun Kuo, Chen-Mou Cheng, and Bo-Yin Yang. Frobenius Additive Fast Fourier Transform. *ArXiv e-prints*, February 2018.
- [LK16] Daniel Lemire and Owen Kaser. Faster 64-bit universal hashing using carry-less multiplications. *J. Cryptographic Engineering*, 6(3):171–185, 2016.
- [Sch77] Arnold Schönhage. Schnelle multiplikation von polynomen über körpern der charakteristik 2. *Acta Informatica*, 7(4):395–398, 1977.
- [vdHL17] Joris van der Hoeven and Robin Larrieu. The frobenius FFT. In Michael A. Burr, Chee K. Yap, and Mohab Safey El Din, editors, *Proceedings of the 2017 ACM on International Symposium on Symbolic and Algebraic Computation, ISSAC 2017, Kaiserslautern, Germany, July 25-28, 2017*, pages 437–444. ACM, 2017.
- [vdHLL17] Joris van der Hoeven, Robin Larrieu, and Grégoire Lecerf. Implementing fast carryless multiplication. In Johannes Blömer, Ilias S. Kotsireas, Temur Kutsia, and Dimitris E. Simos, editors, *Mathematical Aspects of Computer and Information Sciences - 7th International Conference, MACIS 2017, Vienna, Austria, November 15-17, 2017, Proceedings*, volume 10693 of *Lecture Notes in Computer Science*, pages 121–136. Springer, 2017.
- [War12] Henry S. Warren. *Hacker's Delight*. Addison-Wesley Professional, 2nd edition, 2012.