

March. 27, 2018

Z Polarization in $e^+e^- \rightarrow t\bar{t}Z$ for testing the top quark mass structure and the presence of final interactions.

F.M. Renard

Laboratoire Univers et Particules de Montpellier, UMR 5299
Université de Montpellier, Place Eugène Bataillon CC072
F-34095 Montpellier Cedex 5, France.

Abstract

We show that the measurement of the Z polarization in the $e^+e^- \rightarrow t\bar{t}Z$ process would allow an interesting determination of the role of the top quark mass. This can be used for testing the possibility of top compositeness or of the occurrence of final state interactions related to the mass generation in particular the interaction with dark matter.

1 INTRODUCTION

We discuss the features of the Z polarization, more especially the percentage of Z_L production, in the $e^+e^- \rightarrow t\bar{t}Z$ process.

In the standard model (SM), from the equivalence principle [1], it is expected that, at high p_Z , the Z_L production rate is equal to the G^0 one. The $G^0 t\bar{t}$ coupling being proportional to the top quark mass, a consequence is that the Z_L rate at high p_Z should be proportional to m_t^2 . We will first review how its precise value depends on the kinematics of the $e^+e^- \rightarrow t\bar{t}Z$ process.

But the aim of the present study is to see how this Z_L rate could be modified by some non standard effects. A priori it should be related to the way the top quark mass is generated. Top quark (and Higgs boson) compositeness (see discussions in refs.[2, 3, 4, 5, 6]) could be one example at the origin of a variable (kinematically dependent) top mass, see [7, 8]. We will show how this would directly reflect in the Z_L rate.

Another possibility is the relation between the top quark mass generation and the presence of dark matter (DM), see [9], [10]. As mentioned in [11] this may imply the existence of a special interaction between massive particles. In our case the presence of a $(Z_L t)$ and a $(Z_L \bar{t})$ final state interaction would indeed modify the global Z_L rate.

We have presently no precise model for computing this type of effect. We will only illustrate two phenomenological cases which correspond to strong effects.

Contents: In Section 2 we review the SM prediction for the Z_L rate compared to the G^0 rate. In Section 3 we show the effect of an effective $m_t(s)$ top quark mass for example due to top quark compositeness. In Section 4 we show possible effects of final state DM interactions. Concluding remarks and implications for future searches are given in Section 5.

2 Z polarization in SM case

At Born level in SM the $e^+e^- \rightarrow t\bar{t}Z$ process is described by the 5 diagrams of Fig.1. Each diagram (a) to (e) contributes to both transverse and longitudinal Z polarization. A priori the longitudinal polarization is favored by the $\frac{p_Z}{m_Z}$ factor appearing in the Z polarization 4-vector ϵ_Z . However, for high p_Z , there are typical gauge cancellations which occur within class of diagrams and which avoid high energy divergences. In agreement with the equivalence principle, the result is equal (up to m_Z^2/p_Z^2 terms) to the contribution of similar diagrams where the Z_L is replaced by the Goldstone G^0 boson.

The simplest case appears for the sum of the "Z emission" diagrams (d+e). In this sum, for high p_Z , the Z_L contribution cancels and this is in agreement with the vanishing $G^0 e\bar{e}$ couplings.

The other contributions (a+b+c) have mixed properties. Cancellations appear in the part of (a+b) which does not depend on the top mass; the remaining mass dependent (a+b) part and the (c) contribution, which are proportional to m_t , agree with the contributions of the similar diagrams where Z_L is replaced by G^0 (whose $G^0 t\bar{t}$ couplings are proportional

to m_t).

These features can be followed by looking at the Z_L ratio

$$R_L = \frac{\sigma(t\bar{t}Z_L)}{\sigma(t\bar{t}Z_T) + \sigma(t\bar{t}Z_L)} \quad (1)$$

whose properties depend on the relative importance of the Z emission (d+e) and of the annihilation (a+b+c) parts.

This relative importance depends on the $t\bar{t}Z$ kinematics. For example the Z emission part increases when θ_Z is close to zero or π due to the behaviour of the electron propagator. At high p_Z there is almost exact cancellation of the Z_L amplitude; but at low p_Z , when m_Z^2 terms are not negligible, this cancellation is not complete and Z_L contributions increase.

For central θ_Z values the annihilation (a+b+c) part dominates. Its m_t independent part leads to Z_L cancellation similarly to the above Z emission. But the m_t terms (in agreement with the equivalence to the contributions of G^0 production diagrams) do not cancel. This finally gives Z_L contributions increasing with p_Z (as one expects from G^0 vertices).

In the following illustrations we will consider cross sections integrated over t and \bar{t} kinematics with cuts avoiding collinear singularities and we will discuss the behaviour of the corresponding ratio R_L .

In Fig.2, for two angular values $\theta_Z = \frac{\pi}{6}, \frac{\pi}{2}$, we first compare the behaviour of R_L with the one of the equivalent ratio

$$R_L(G^0) = \frac{\sigma(t\bar{t}G^0)}{\sigma(t\bar{t}Z_T) + \sigma(t\bar{t}G^0)} \quad (2)$$

We can see, as expected, that $R_L(G^0)$ coincides with R_L for high p_Z . This is especially true for central θ_Z values where the annihilation (a+b+c) part dominates. For collinear values ($\theta_Z \simeq 0$ or $\simeq \pi$) the Z emission (d+e) dominates at low p_Z where the G^0 equivalence does not apply because of m_Z^2 terms; consequently large Z_L fractions appear in this domain.

As an additional confirmation about the role of the top quark mass in R_L we have computed this ratio for the $e^+e^- \rightarrow b\bar{b}Z$ process and drawn the result in Fig.2 for comparison with the $e^+e^- \rightarrow t\bar{t}Z$ case. One sees that indeed $R_L(b)$ is much smaller than $R_L(t)$ with the factor m_b^2/m_t^2 at high p_Z .

This review of the SM case shows that the measurement of the Z polarization constitutes a very powerful test of the top quark mass effect in the $e^+e^- \rightarrow t\bar{t}Z$ process. In the next section we consider possible new physics effects affecting the top quark mass and reflecting in the R_L behaviour.

3 Examples of non standard effects

3.1 Effective top quark mass

A simple example is given by top quark (and possibly Higgs boson) compositeness. In analogy with the hadronic case its mass may (at least partly) arise from a binding interaction. In this case (like in QCD) the effective mass would be scale dependent. This has been mentioned in [7, 8].

We will now show how this possibility would reflect in the behaviour of the Z polarization rate in the $e^+e^- \rightarrow t\bar{t}Z$ process.

In the absence of a precise model, in our illustrations, for simplicity, we will first show the consequences of a unique effective mass $m_t(s)$ where s is the total e^+e^- energy squared

$$m_t(s) = m_t \frac{(m_{th}^2 + m_0^2)}{(s + m_0^2)} \quad (3)$$

In Fig.3 we can see the reduction of R_L generated by the use of $m_t(s)$ with $m_0 = 2$ or 4 TeV.

We have also looked at the effect of the use of effective masses $m_t(x)$ depending on specific subenergies $x = s_{Zt}, s_{Z\bar{t}}, s_{t\bar{t}}$ appearing in each diagram. Similar effects are obtained but obviously numerically depending on the chosen specific binding scale m_0 .

3.2 Dark matter final state interaction

We now follow the assumption that the masses of the heavy SM particles arise from a special interaction with DM environment, [10]; for review about DM see for example [9]. Consequently one may expect non standard interactions between these heavy SM particles, [11]. They could be detected as final state interactions of heavy SM particles produced in standard processes.

This can be the case in the present $e^+e^- \rightarrow t\bar{t}Z$ process. Final state interactions may appear between (Zt) , $(Z\bar{t})$ and $(t\bar{t})$.

As discussed in [11] if such interactions are related to mass generation they could be specific of the longitudinal gauge bosons (and correspondingly of the Goldstone bosons).

In the present process the ratio R_L would be modified by final state processes $Z_L t \rightarrow Z_L t$, $Z_L \bar{t} \rightarrow Z_L \bar{t}$ but not by the $t\bar{t} \rightarrow t\bar{t}$ one (the identification of this interaction could be done by measurement of the top quark polarization in $e^+e^- \rightarrow t\bar{t}$ discussed in [11]).

We will now make illustrations first by modifying the $Z_L t\bar{t}$ amplitudes by the $(1 + C(s_{Zt}))(1 + C(s_{Z\bar{t}}))$ "test factor" with

$$C(x) = 1 + \frac{m_t^2}{m_0^2} \ln \frac{-x}{(m_Z + m_t)^2} \quad , \quad (4)$$

$x = s_{Zt}$ or $s_{Z\bar{t}}$ and $m_0 = 0.5$ TeV, like in [11].

The result can be seen in Fig.4 with the curves (DMZ) compared to the standard SM ones.

One will also add the possible contribution of the production $e^+e^- \rightarrow t\bar{t}G^0$ followed by final $G^0t \rightarrow Z_L t$ and $G^0\bar{t} \rightarrow Z_L \bar{t}$ interactions. This increases the effects as shown by curves (DMZG).

These choices are arbitrary but they show that indeed the measurement of the Z polarization, possibly with variable kinematical conditions, could reveal interesting mass generation properties.

4 CONCLUSION

In this paper we have started by reviewing how in SM the Z polarization depends on the $e^+e^- \rightarrow t\bar{t}Z$ kinematics and, essentially, how the Z_L proportion is proportional to the top quark mass.

We have then considered some examples of non standard effects which may affect this property. A first example is the case of top quark compositeness where an effective scale dependent top quark mass would depend on the kinematics and produce a change of the Z_L proportion. We have given illustrations with different values of the binding scale indeed showing immediate modifications of the SM prediction.

As a second example we assume that heavy particles (in our case the Z , t , \bar{t}), whose masses would be generated by the DM environment, get final state interactions after their standard production. Illustrations with some arbitrary choices of parameters show that different modifications of the Z_L proportion could appear with specific kinematical dependences.

Experimental possibilities should be studied for future e^+e^- colliders with precise choices of detection characteristics, collinear cuts, radiative corrections,... . The present physics expectations at high energy e^+e^- colliders can for example be found in [12].

Further developments of our study for other colliders are in progress.

References

- [1] J.M.Cornwall, D.N.Levim and G.Tiktopoulos, Phys. Rev.D10(1974)1145 ; D11(1975) 972E; C.E.Vayonakis, Lett. Nuovo Cimento17(1976) 383; B.W.Lee, C.Quigg and H.Thacker, Phys. Rev.D16(1977) 1519 ; M.S.Chanowitz and M.K.Gaillard, Nucl. Phys.B261(1985) 379; M.S.Chanowitz, Ann.Rev.Nucl.Part.Sci.38(1988)323; G.J.Gounaris, R.Koegerler and H.Neufeld, Phys. Rev.D34(1986) 3257.

- [2] H. Terazawa, Y. Chikashige and K. Akama, Phys. Rev. **D15**, 480 (1977); for other references see H. Terazawa and M. Yasue, Nonlin.Phenom.Complex Syst. **19**,1(2016); J. Mod. Phys. **5**, 205 (2014).
- [3] D.B. Kaplan and H. Georgi, Phys. Lett. **136B**, 183 (1984).
- [4] K. Agashe, R. Contino and A. Pomarol, Nucl. Phys. **B719**, 165 (2005); hep/ph 0412089.
- [5] G. Panico and A. Wulzer, Lect.Notes Phys. **913**,1(2016).
- [6] R. Contino, T. Kramer, M. Son and R. Sundrum, J. High Energy Physics **05**(2007)074.
- [7] G.J. Gounaris and F.M. Renard, arXiv: 1611.02426.
- [8] F.M. Renard, arXiv: 1708.01111.
- [9] B. Penning, arXiv: 1712.01391. We also thank Mike Cavedon for interesting informations about this subject.
- [10] F.M. Renard, arXiv: 1712.05352.
- [11] F.M. Renard, arXiv: 1801.10369.
- [12] G. Moortgat-Pick et al, Eur. Phys. J. **C75**, 371 (2015), arXiv: 1504.01726.

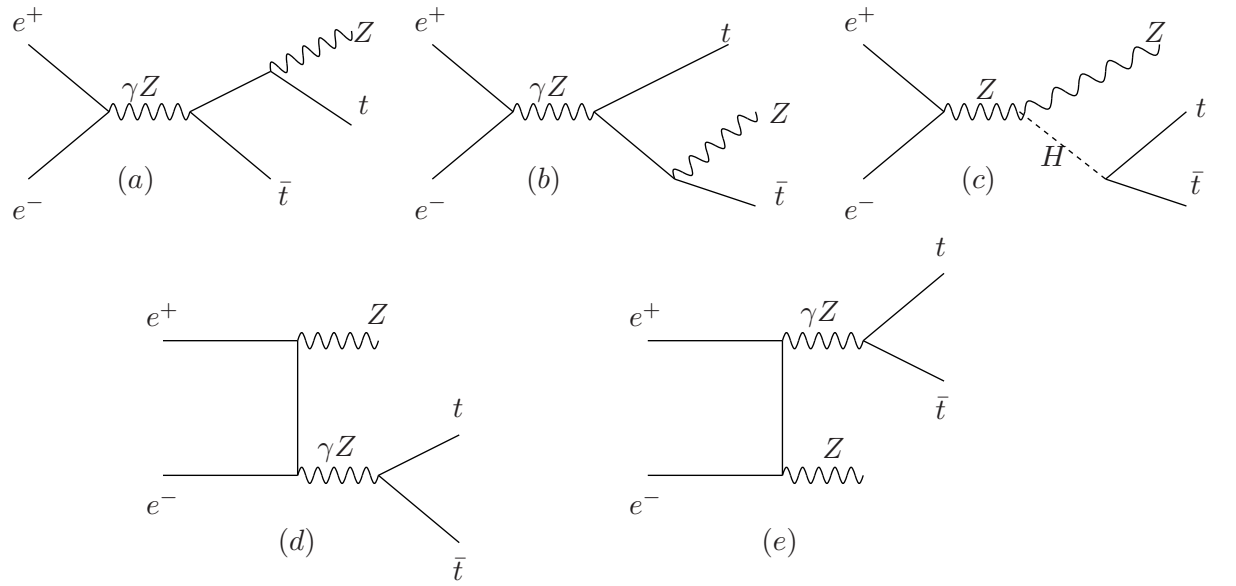


Figure 1: SM Born diagrams for $e^+e^- \rightarrow t\bar{t}Z$.

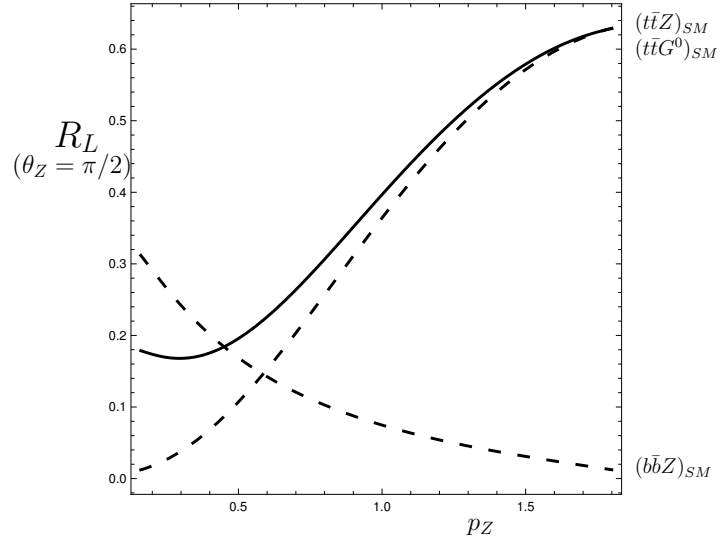
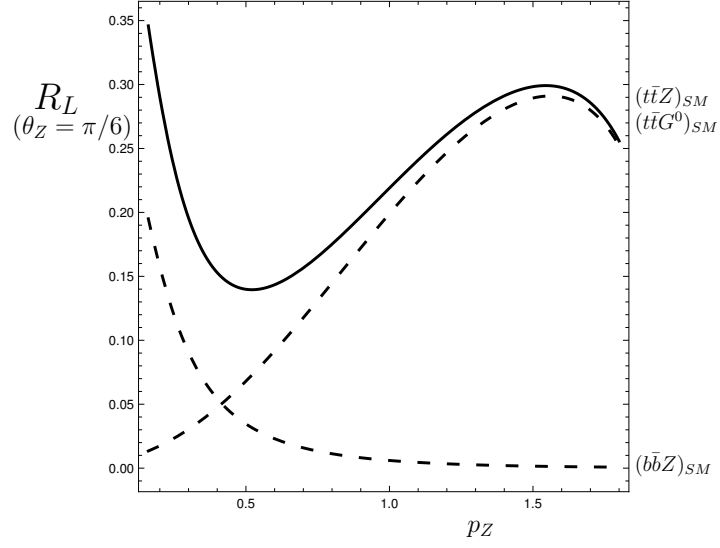


Figure 2: Z_L ratio in $e^+e^- \rightarrow t\bar{t}Z$ compared to G^0 ratio and to the $e^+e^- \rightarrow b\bar{b}Z$ case.

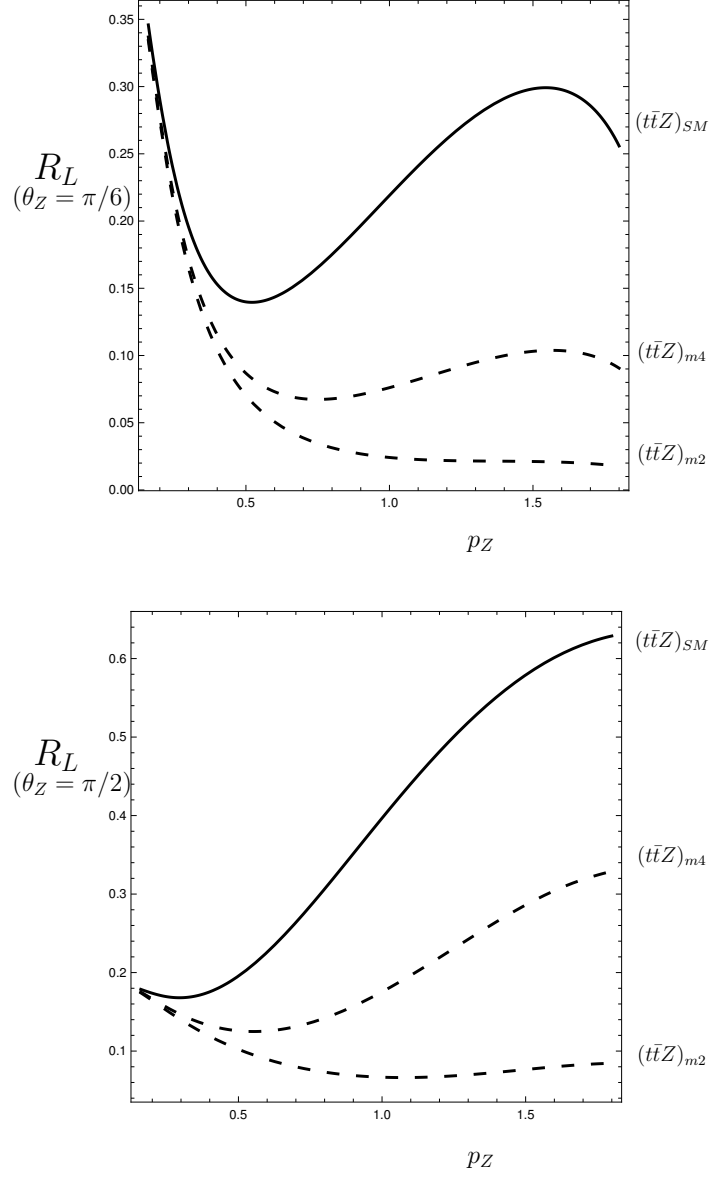


Figure 3: Z_L ratio in $e^+e^- \rightarrow t\bar{t}Z$ for 3 cases of m_t : SM value and effective values with a scale at 2 and at 4 TeV.

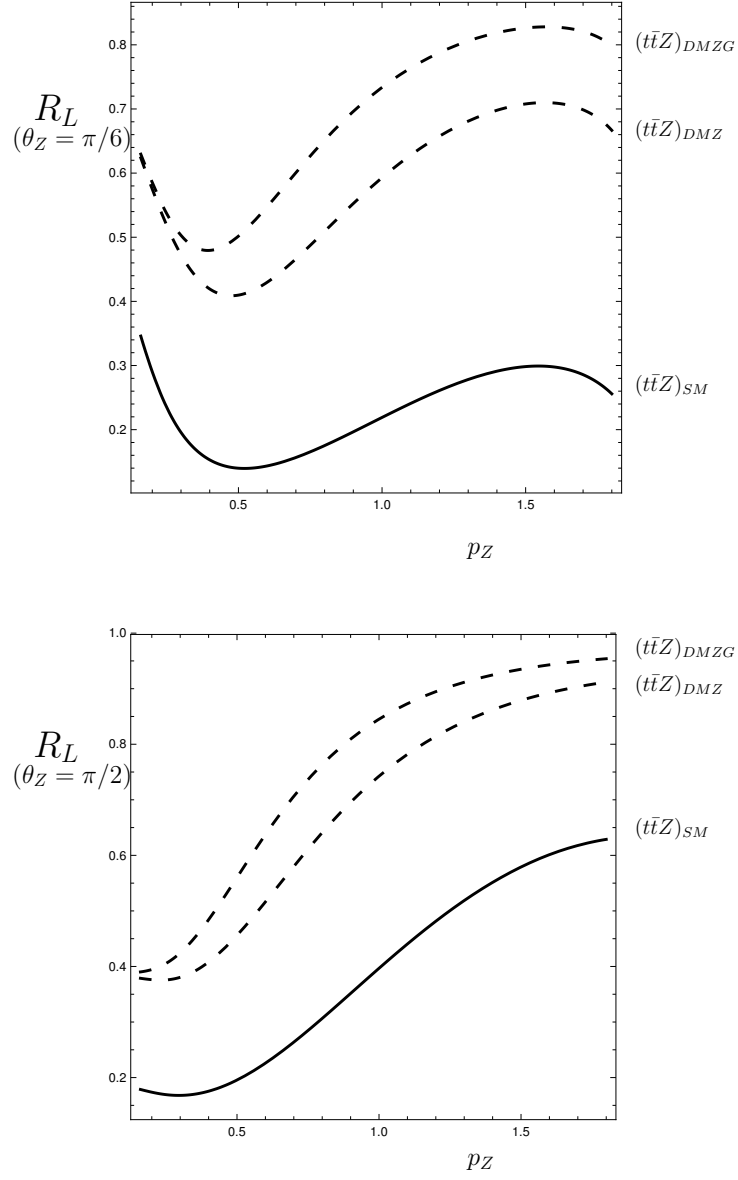


Figure 4: Z_L ratio in $e^+e^- \rightarrow t\bar{t}Z$ with final DM $Zt(\bar{t}) \rightarrow Zt(\bar{t})$ interaction and in addition with final $G^0t(\bar{t}) \rightarrow Zt(\bar{t})$ interaction.