
Fréchet ChemblNet Distance: A metric for generative models for molecules

Kristina Preuer Philipp Renz Thomas Unterthiner Sepp Hochreiter

Günter Klambauer

LIT AI Lab & Institute of Bioinformatics,
Johannes Kepler University Linz
A-4040 Linz, Austria
{preuer, unterthiner, hochreit, klambauer}@bioinf.jku.at

Abstract

The new wave of successful generative models in machine learning has increased the interest in deep learning driven de novo drug design. However, assessing the performance of such generative models is notoriously difficult. Metrics that are typically used to assess the performance of such generative models are the percentage of chemically valid molecules or the similarity to real molecules in terms of particular descriptors, such as the partition coefficient (logP) or druglikeness. However, method comparison is difficult because of the inconsistent use of evaluation metrics, the necessity for multiple metrics, and the fact that some of these measures can easily be tricked by simple rule-based systems. We propose a novel distance measure between two sets of molecules, called Fréchet ChemblNet distance (FCD), that can be used as an evaluation metric for generative models. The FCD is similar to a recently established performance metric for comparing image generation methods, the Fréchet Inception Distance (FID). Whereas the FID uses one of the hidden layers of InceptionNet, the FCD utilizes the penultimate layer of a deep neural network called “ChemblNet”, which was trained to predict drug activities. Thus, the FCD metric takes into account chemically and biologically relevant information about molecules, and also measures the diversity of the set via the distribution of generated molecules. The FCD’s advantage over previous metrics is that it can detect if generated molecules are a) diverse and have similar b) chemical and c) biological properties as real molecules. We further provide an easy-to-use implementation that only requires the SMILES representation of the generated molecules as input to calculate the FCD. Implementations are available at: github.com/bioinf-jku/FCD.

Introduction

Deep Learning methods have recently enabled models that generate novel molecules [18]. SMILES strings [21] offer a convenient representation of molecules for generative methods. Therefore, Recurrent Neural Networks (RNNs) are a natural basis for these methods, as they excel at generating strings of text. RNNs are combined with variational autoencoders (VAE) [7], transfer learning [18], reinforcement learning (RL) [11, 15] and generative adversarial networks (GAN) [8].

Up to now, there is no established evaluation criterion that is used consistently in all publications to assess generative models for molecules. The most basic and commonly reported metric is the fraction of valid SMILES, which is a prerequisite for a generative model. However, this metric can easily be maximized by generating simple molecules, such as "CC" and "CCC", with a rule-based system. Furthermore, authors report the fraction of SMILES which are also found in the training and test set [15, 18]. Other metrics focus on numerical or visual comparison of molecular properties like solubility [15], number of rotational bonds [15], number of aromatic rings [15], synthetic accessibility [8, 11, 23] and druglikeness [8, 11]. Additionally, metrics are used which aim at assessing the diversity of the generated molecules like calculating the Tanimoto similarity/distance to the training set [8, 18] or within the generated molecules [1]. The diversity of recently developed methods for molecule generation shows the high interest in this new research field, but the diversity of different evaluation methods inhibits focused and comparative research. Therefore, it is necessary to find a common basis how generative models for molecules should be evaluated. Additionally, we will show that previously used metrics have their specific flaws, and fail to detect biases in generative models.

A good metric should capture the validity of the generated molecules, chemical or biological meaningfulness, and diversity. We therefore aim at creating a metric which is capable of unifying these requirements in one score. A generative model should produce a) diverse molecules (SMILES) which possess similar b) chemical and c) biological properties as already known molecules. To this end we adopt a strategy that has been established for comparing generative models for images, the Fréchet Inception Distance (FID) [9]. This distance measure uses a representation obtained from the Inception network [17] to represent the input objects of the network. For these image representations, the Fréchet distance is used as a distance measure. Analogously, we use the hidden representation from a neural network, called "ChembNet" (see details below), trained to predict biological activities as representation of molecules. This representation contains both chemical as well as biological information about the molecules, since the input layer can be seen as purely chemical information and the output layer can be seen as purely biological information. The layers in between contain both chemical and biological information about the molecule, which is a representation that we desire. By taking into account the distribution of these representations within a set of molecules we also capture the diversity within the set.

Fréchet ChembNet Distance

We introduce the Fréchet ChembNet Distance (FCD) to calculate the distance between the distribution $p_w(\cdot)$ of real-world molecules and the distribution $p(\cdot)$ of molecules from a generative model. To obtain a numerical representation of each molecule, we use the activations of the penultimate layer of "ChembNet" (see next paragraph). We then calculate the first two moments (mean, covariance) of these activations for each of the two distributions. Since the Gaussian is the maximum entropy distribution for given mean and covariance, we assume the hidden representations to follow a multidimensional Gaussian. The two distributions ($p(\cdot)$, $p_w(\cdot)$) are compared using the Fréchet distance [6], which is also known as Wasserstein-2 distance [20]. We call the Fréchet distance $d(\cdot, \cdot)$ between the Gaussian $p_w(\cdot)$ with mean and covariance $(\mathbf{m}_w, \mathbf{C}_w)$ obtained from the real-world samples and the Gaussian $p(\cdot)$ with mean and covariance (\mathbf{m}, \mathbf{C}) obtained from a generative model the "Fréchet ChembNet Distance" (FCD), which is given by [5]:

$$d^2((\mathbf{m}, \mathbf{C}), (\mathbf{m}_w, \mathbf{C}_w)) = \|\mathbf{m} - \mathbf{m}_w\|_2^2 + \text{Tr}(\mathbf{C} + \mathbf{C}_w - 2(\mathbf{C}\mathbf{C}_w)^{1/2}). \quad (1)$$

Throughout this paper the FCD is reported as $d^2(\cdot, \cdot)$ analogously to [9].

The FCD is based on the activations of the penultimate layer of ChembNet. The model [13] was trained to predict bioactivities of about 1,300 assays available from ChEMBL [2]. We used long short-term memory (LSTM) [10] recurrent neural networks based on the one-hot encoded SMILES representation of chemical molecules. The full architecture of this model consists of two 1D-convolutional layers with SELU activations [12] followed by a max-pooling layer and two stacked LSTMs and a final fully connected output layer. Hyperparameter selection and training were done on two thirds of the available data and the last third was used for testing. The network was optimized for predictive performance on ChEMBL activities. The hidden representation of the 2nd LSTM layer after processing the full input sequence is used for calculating the FCD.

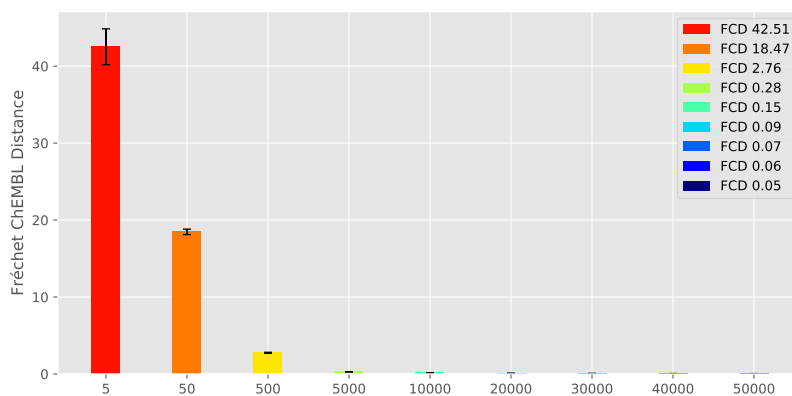


Figure 1: Determination of necessary data set size of generated molecules to reliably estimate the mean m and covariance C of the generated samples.

To estimate the mean m and covariance C of the real and generated samples sufficiently large data sets should be chosen. Therefore, we have first chosen 50 000 randomly drawn ChEMBL molecules to represent the real samples. Additionally, we have drawn 5, 50, 500, 5 000, 10 000, 20 000, 30 000, 40 000, 50 000 ChEMBL molecules which represent different data sizes of generated samples. If the data set size of the “generated” samples is sufficiently large than the mean m and covariance C can be accurately estimated and the FCD is close to 0. This experiment was repeated 10 times, to show that for a large enough sample the variance of FCD becomes negligible. Figure 1 shows the average FCD for each data set size. It can be observed that a sample size of 5 000 is already sufficient to get a FCD which is close to 0 meaning that the mean m and covariance C can be accurately estimated.

Metrics Comparison

We determine the capability of the FCD to detect if a generative model has produced a) diverse molecules (SMILES) which possess similar b) chemical and c) biological properties like already known molecules. We compare the FCD to three commonly reported metrics: mean logP [22], mean druglikeness [3] and the internal diversity score with Tanimoto distance [1] of the generated samples. A generative model is good if it produces samples in a similar logP and druglikeness range as the training data and possesses comparable internal diversity. All competing metrics were calculated in rdkit. The internal diversity score is calculated using rdkit’s Morgan Fingerprints with radius 2 (equivalent to ECFP_4 [16])). For the methods comparison we have chosen a subset of the ChEMBL molecules which were neither used for training ChemblNet nor to estimate the real sample statistics (m , C) needed for calculating the FCD.

In a first step we calculated each metric for this subset, to illustrate the baseline value for real samples. The calculation of the full distance matrix required for the diversity metric is too time and memory intense, therefore we have averaged the results from 10 subsets of randomly drawn 5,000 samples. In a second step we created sets of molecules with a) low structural diversity b) high logP values (> 95th percentile), c) low druglikeness (< 5th percentile) and d) low atom diversity to simulate generative models a) with mode-collapse, b) with a bias in logP values, c) that produce molecules with low druglikeness and d) which do not employ halogens. We aimed to show that FCD can detect all four effects thereby combining the benefits of the other three metrics into a single one.

A desirable property of generative models is to create a wide variety of different samples. However, generative models might suffer from mode collapse [14, 19], hence they produce only molecules with a low diversity. Therefore, an appropriate metric should be able to assess the internal diversity of the generated molecules. We simulated generative models which produce reasonable molecules in

terms of logP and druglikeness but suffer from mode collapse. For this purpose we used a ChEMBL molecule clustering which was produced in a previous work [13]. We have randomly chosen a molecule cluster with a typical logP value between 2.78 and 3.78 and a typical druglikeness value between 0.49 and 0.59. From this cluster we have randomly drawn 50 molecules. Furthermore, since molecules can be represented by different SMILES, we have chosen 100 different SMILES variants for these 50 molecules [4]. In total we had created a data set of 5 000 different SMILES of 50 unique but similar molecules. This procedure was repeated 10 times to simulate 10 different generative models able to produce reasonable molecules but suffering from mode collapse.

Similar chemical properties such as the average logP value of the generated molecules is another way to judge whether created molecules are reasonable or not. logP value of the generated molecules. Therefore, we have simulated a generative model which has a bias towards generating molecules with a high logP. For this purpose we have chosen 5 000 molecules which have a logP value higher than the 95th percentile of logP values (i.e. > 6.35). Although these molecules are valid and synthesizable, they are located on the edge of the logP distribution, which should be detectable by an appropriate metric. This procedure was repeated 10 times to simulate 10 different generative models with a bias towards molecules with a high logP.

A more biologically based assessment can be performed in terms of the average druglikeness of the generated compounds. Druglikeness [3] summarizes desired properties of molecules which are important e.g. for the bioavailability of a molecule. Therefore, it is often used to determine if generated molecules are close to real samples. Molecules with a low druglikeness are commonly not desired since it is an important property for automatic drug design. We have simulated models generating molecules with a druglikeness lower than the 5th percentile of the druglikeness values (i.e. < 0.14) of the ChEMBL. We have randomly chosen 5 000 molecules with a low druglikeness for this simulation. This was repeated 10 times to create 10 different generative models producing molecules with a low druglikeness.

Furthermore, generative models should be also evaluated on their ability to produce more complex molecules than simple rule based approaches. A naive model using only C, N and O is able to produce a large number of valid SMILES. However, a good generative model should also include less frequent atoms like S, P and halogens (Cl, F, I, Br). We have simulated models generating molecules without halogens. For this reason, we have randomly chosen 5 000 molecules from a subset of molecules containing no halogens. This was repeated 10 times to simulate 10 different generative models producing molecules without halogens.

FCD of Generative Models

We calculated the FCD for publicly available SMILES strings of recently developed generative models [1, 15, 18] and one of our own models "JKUnet"(see next paragraph). Segler et al. [18] generated more than 450 000 of SMILES strings using a LSTM network used for next character prediction. Benhenda [1] aimed at producing SMILES strings with ORGAN [8] and RL which are active against the dopamine receptor D2 (DRD2). 32 000 molecules were generated after 40 and 60 training iterations for RL and 30 and 60 of training iterations for ORGAN. Olivecrona et al. [15] trained two RL agents to produce molecules active for the DRD2 receptor. The canonical and the reduced agent were trained on the complete ChEMBL and a subset from which molecules similar to Celecoxib were removed, respectively. Each agent produced 128 001 molecules. The sample statistic was calculated with 50 000 randomly chosen ChEMBL molecules which were not used for training ChEMBLNet. For each model we have 10 times randomly drawn 5 000 samples of the generated SMILES and determined the FCD score.

JKUnet is based on the approach of Segler et al. [18], however we added several improvements. We utilized stacked LSTMs to predict the next SMILES character in a SMILES sequence. The hyperparameters and architecture of this model were selected from a wide range of hyperparameters and with manual search. We used a one-hot encoding of the SMILES string with an end token, where we parse multi-character symbols such as C1 into a single token. The model consists of three LSTM [10] layers, with 600 units each and a softmax layer on top. The network was then trained using cross-entropy loss, a mini-batch size of 128 and the ADAM-optimizer with standard settings. We did not use truncated backpropagation but unrolled the whole sequences. Using the trained model, sequences were generated by sampling one token at a time and feeding it back into

the RNN to update its internal state until an end token is sampled. The main differences to Segler et al. [18] are a) larger hyperparameter search, b) improved encoding of the SMILES strings and c) unrolling whole sequences instead of truncated backpropagation. Further below, we show that those improvements indeed lead to generated compounds that are closer to the ChEMBL molecules with respect to FCD.

Results and Discussion

Metrics Comparison

We examined the average changes of the metrics if generative models which suffer from a) mode collapse, b) a bias towards high logP molecules, c) a bias towards low druglike molecules and d) low atom diversity (see Fig.2). In a) only the internal diversity and the FCD were able to detect the mode collapsed models which are able to generate normal molecules in terms of logP and druglikeness. In b) the bias towards high logP molecules can be detected by the logP, the druglikeness measure and the FCD. The druglikeness measure takes into account the logP value in its calculation, therefore is able to detect this flaw. In c) the generative models producing molecules with low druglikeness can be detected by the druglikeness measure and the FCD. In d) the models neglect halogens in their generative process. This flaw is detected by the FCD and to minor extent by the logP measure. The FCD shows in all four cases a clear difference in the mean of the disturbed and undisturbed data set. The difference is especially high in the case in which we simulated a generative model that suffers from mode collapsing.

FCD of Generative Models

We compared the following methods with our new FCD performance metric:

Segler	The next-character LSTM approach by Segler et al. [18].
JKUnet	Our improved version of the next-character LSTM approach described above.
Olivecrona canon agent	A RNN based RL approach to generate active molecules for DRD2 [15].
Olivecrona reduced agent	A RNN based RL approach to generate active molecules for DRD2 using a reduced training set [15].
RL 40/60 iterations	A LSTM based RL approach to generate active molecules for DRD2 trained for 40/60 iterations [1].
ORGAN 30/60 iterations	A GAN using a LSTM based generator and a CNN based discriminator trained for 30/60 iterations [1].

The lowest FCD value of 0.05 is obtained by randomly drawn ChEMBL molecules (see Fig. 3). Since this value is close to zero the randomly drawn subsamples sufficiently represent underlying distribution of ChEMBL. The second best FCD of 2.52 is reached by our approach "JKUnet", which shows that the improvements we made to the third best method "Segler" [18] with an FCD of 10.24 lead to molecules drawn from a more ChEMBL-like distribution. The other methods ("Olivecrona", "RL", and "ORGAN") were optimized to generate molecules that are active for DRD2 and are therefore not designed to approximate the distribution of the complete set of ChEMBL molecules. This optimization procedure is clearly captured by the FCD metric: for all these methods the FCD is notably higher, ranging from 11.41 to 25.18, than the FCD of "Segler" and "JKUnet" (see Fig. 3). ORGAN after 60 iterations and RL after 60 iterations produces molecules that are more distant from ChEMBL molecules than ORGAN after 30 iterations and RL after 40, respectively. This matches the intuition that more training iterations lead to more DRD2 specific molecules and therefore to molecules more distant to the complete ChEMBL distribution and lower diversity [1]. Overall,

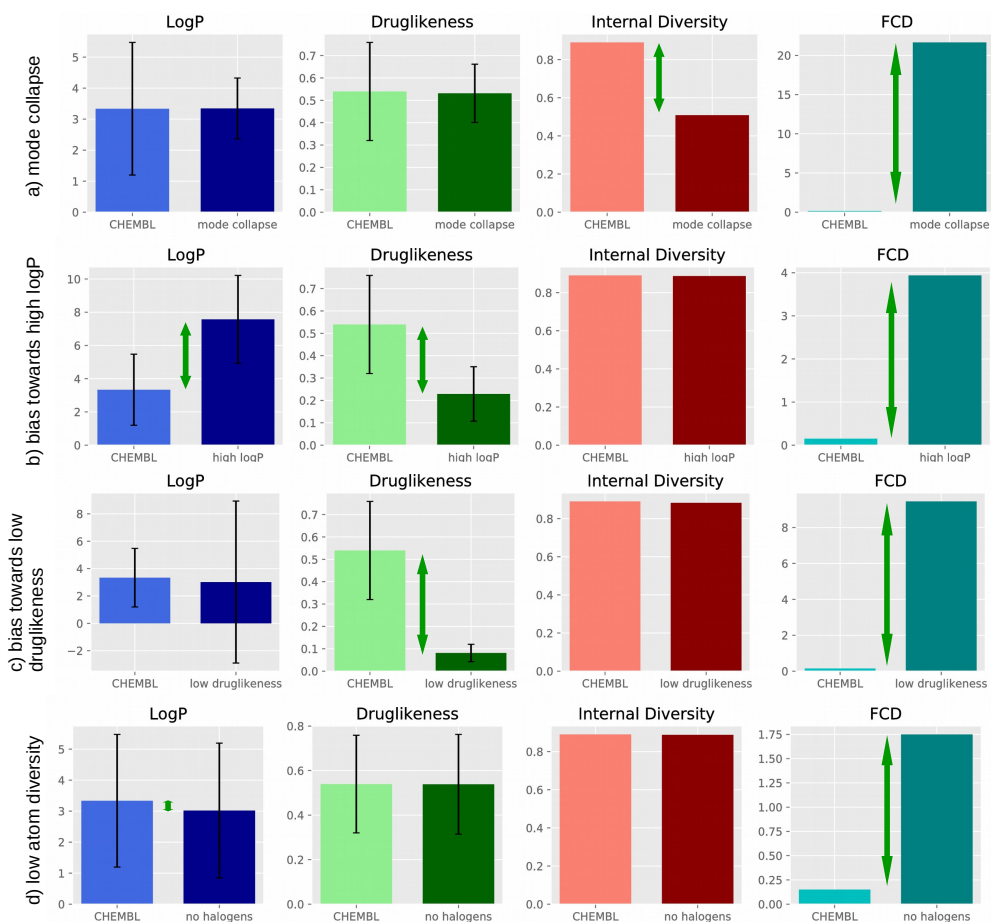


Figure 2: Mean responses of logP, druglikeness, internal diversity and FCD to the real sample data set and a) the mode collapse data set, b) the high logP data set, c) the low druglikeness data set, and d) low atom diversity data set. The mean standard deviation of the LogP and druglikeness are shown as error bars. Please note that for the internal diversity and the FCD the standard deviation cannot be determined because these measures are based on sets and cannot be determined for single molecules. The green arrows indicate the difference between the mean measure of the real set and the disturbed set. In a) the mode collapsed models are detected by the internal diversity and the FCD. In b) the logP, the druglikeness and the FCD detect the models biased towards high logP molecules. In c) the models biased towards low druglike molecules are detected by the druglikeness and the FCD. In d) the models with low atom diversity (ignoring halogens) are discovered by the FCD and to a minor extent by the logP.

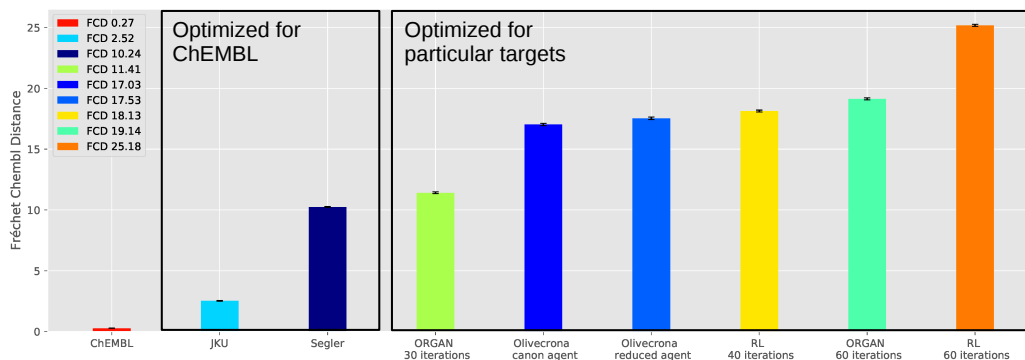


Figure 3: FCD of generated molecules based on different methods. A low value indicates that the distribution of the real molecules was approximated well by the generated molecules. Two methods were optimized to produce molecules similar to the molecules present in the ChEMBL database (left box). Six further models were optimized to produce molecules with activity on a certain protein target (right box). This optimization process leads to a higher FCD value indicating a larger difference to the distribution of ChEMBL molecules.

the ranking of the methods by their FCD confirms that methods focused on the distribution of all ChEMBL compounds exhibit a lower FCD, whereas targeted generative models exhibit a higher FCD which might be caused by their specialization.

In this comparison, randomly drawn molecules from ChEMBL were used to determine the sample statistic underlying FCD, therefore methods which are optimized to capture the distribution of active molecules for DRD2 have a higher FCD. By using a different distribution to calculate the sample statistic, the FCD could also be used to evaluate targeted molecule generation.

Table1 additionally provides information about how many unique, unique canonical and invalid SMILES were produced by the models.

Table 1: Analysis of generated SMILES strings

	nbr SMILES	% unique SMILES	% unique molecules	% invalid SMILES
Segler	454700	99.87	99.73	0.14
JKUnet	286848	99.03	91.00	8.00
Olivecrona canon agent	128001	41.99	41.01	0.62
Olivecrona reduced agent	128001	40.37	39.25	0.70
RL 40 iterations	32000	99.46	33.56	65.85
RL 60 iterations	32000	96.92	50.50	46.39
ORGAN 30 iterations	32000	94.66	37.62	57.40
ORGAN 60 iterations	32000	71.82	37.17	39.52

Conclusion

There has been increasing interest in generative models for molecules and a variety of different methods have been proposed. However, the large diversity of different metrics for evaluation and assessment of the quality of the generated molecules makes it difficult to compare these methods. Several metrics are often used together to evaluate generative models, which is impractical. We therefore propose the FCD, which is able to measure chemical and biological similarity, based on the internal representations of the “ChEMBLNet”. Furthermore, it takes into account the complete distribution of generated molecules and thereby measures also the diversity of the set. We demonstrate

with four disturbed data sets that the FCD is able to detect if generative molecules are a) diverse and have similar b) chemical and c) biological properties as real molecules. Hence, the FCD provides scalar value that captures if the generative model is capable of producing diverse molecules with similar chemical and biological properties as real molecules.

Availability

Implementations to calculate FCD and to reproduce the experiments of this work are available at: github.com/bioinf-jku/FCD

Acknowledgments

We thank Marwin Segler, Marcus Olivecrona and Mostapha Benhenda for providing their generated molecules. Further more we thank Marwin Segler for helpful discussion. KP, TU, and GK funded by the Institute of Bioinformatics, Johannes Kepler University Linz Austria.

This work was supported by LIT research grant LIT-2017-3-YOU-003 (DeepToxGen), IWT research grant IWT150865 (Exaptation), and Zalando SE with Research Agreement 01/2016.

References

- [1] Benhenda, M. (2017). ChemGAN challenge for drug discovery: can AI reproduce natural chemical diversity? *arXiv preprint arXiv:1708.08227*.
- [2] Bento, A. P., Gaulton, A., Hersey, A., Bellis, L. J., Chambers, J., Davies, M., Krüger, F. A., Light, Y., Mak, L., McGlinchey, S., Nowotka, M., Papadatos, G., Santos, R., and Overington, J. P. (2013). The ChEMBL bioactivity database: an update. *Nucleic Acids Research*, 42(D1):D1083–D1090.
- [3] Bickerton, G. R., Paolini, G. V., Besnard, J., Muresan, S., and Hopkins, A. L. (2012). Quantifying the chemical beauty of drugs. *Nature Chemistry*, 4(2):90–98.
- [4] Bjerrum, E. J. (2017). SMILES enumeration as data augmentation for neural network modeling of molecules. *arXiv preprint arXiv:1703.07076*.
- [5] Dowson, D. C. and Landau, B. V. (1982). The Fréchet distance between multivariate normal distributions. *Journal of Multivariate Analysis*, 12:450–455.
- [6] Fréchet, M. (1957). Sur la distance de deux lois de probabilité. *C. R. Acad. Sci. Paris*, 244:689–692.
- [7] Gómez-Bombarelli, R., Wei, J. N., Duvenaud, D., Hernández-Lobato, J. M., Sánchez-Lengeling, B., Sheberla, D., Aguilera-Iparraguirre, J., Hirzel, T. D., Adams, R. P., and Aspuru-Guzik, A. (2016). Automatic chemical design using a data-driven continuous representation of molecules. *ACS Central Science*.
- [8] Guimaraes, G. L., Sanchez-Lengeling, B., Outeiral, C., Cunha Farias, P. L., and Aspuru-Guzik, A. (2017). Objective-reinforced generative adversarial networks (ORGAN) for sequence generation models. *arXiv preprint arXiv:1705.10843*.
- [9] Heusel, M., Ramsauer, H., Unterthiner, T., Nessler, B., and Hochreiter, S. (2017). GANs trained by a two time-scale update rule converge to a local nash equilibrium. In *Advances in Neural Information Processing Systems*, pages 6629–6640.
- [10] Hochreiter, S. and Schmidhuber, J. (1997). Long short-term memory. *Neural Computation*, 9(8):1735–1780.

- [11] Jaques, N., Gu, S., Bahdanau, D., Hernández-Lobato, J. M., Turner, R. E., and Eck, D. (2017). Sequence tutor: Conservative fine-tuning of sequence generation models with kl-control. *arXiv preprint arXiv:1705.10843*.
- [12] Klambauer, G., Unterthiner, T., Mayr, A., and Hochreiter, S. (2017). Self-normalizing neural networks. In Guyon, I., Luxburg, U. V., Bengio, S., Wallach, H., Fergus, R., Vishwanathan, S., and Garnett, R., editors, *Advances in Neural Information Processing Systems 30*, pages 971–980. Curran Associates, Inc.
- [13] Mayr, A., Klambauer, G., Unterthiner, T., Steijaert, M., Wegner, J., Ceulemans, H., Clevert, D.-A., and Hochreiter, S. (2018). Large-scale comparison of machine learning methods for drug target prediction on ChEMBL. *Under review*.
- [14] Metz, L., Poole, B., Pfau, D., and Sohl-Dickstein, J. (2017). Unrolled generative adversarial networks. *arXiv preprint arXiv:1611.02163*.
- [15] Olivecrona, M., Blaschke, T., Engkvist, O., and Chen, H. (2017). Molecular de-novo design through deep reinforcement learning. *Journal of cheminformatics*, 9(1):48.
- [16] Rogers, D. and Hahn, M. (2010). Extended-connectivity fingerprints. *Journal of Chemical Information and Modeling*, 50(5):742–754.
- [17] Salimans, T., Goodfellow, I., Zaremba, W., Cheung, V., Radford, A., and Chen, X. (2016). Improved techniques for training GANs. In *Advances in Neural Information Processing Systems*, pages 2234–2242.
- [18] Segler, M. H., Kogej, T., Tyrchan, C., and Waller, M. P. (2017). Generating focused molecule libraries for drug discovery with recurrent neural networks. *ACS Central Science*.
- [19] Unterthiner, T., Nessler, B., Klambauer, G., Heusel, M., Ramsauer, H., and Hochreiter, S. (2018). Coulomb GANs: Provably optimal nash equilibria via potential fields. *International Conference of Learning Representations (ICLR)*.
- [20] Wasserstein, L. N. (1969). Markov processes over denumerable products of spaces describing large systems of automata. *Probl. Inform. Transmission*, 5:47–52.
- [21] Weininger, D. (1988). SMILES, a chemical language and information system. 1. introduction to methodology and encoding rules. *Journal of Chemical Information and Modeling*, 28(1):31–36.
- [22] Wildman, S. A. and Crippen, G. M. (1999). Prediction of physicochemical parameters by atomic contributions. *Journal of Chemical Information and Computer Sciences*, 39(5):868–873.
- [23] Yang, X., Zhang, J., Yoshizoe, K., Terayama, K., and Tsuda, K. (2017). ChemTS: an efficient python library for de novo molecular generation. *Science and Technology of Advanced Materials*, 18(1):972–976.