

# A new series solution method for the transmission problem\*

YoungHoon Jung<sup>†</sup>      Mikyoung Lim<sup>†</sup>

December 14, 2024

## Abstract

We derive analytically series representation for the Neumann-Poincaré operator using the exterior conformal mapping for general shape domains. We derive the formula by using the Faber polynomial basis for arbitrary Lipschitz domains. With the proposed method we can approximate the spectrum of the smooth domain by finding the eigenvalues of matrixes. We also find the connection of the boundary integral equations with the exterior conformal mapping, in a explicit way.

**AMS subject classifications.** 35R30; 35C20.

**Key words.** Riemann mapping; Conductivity equation; Transmission problem; the Neumann-Poincaré operator

## Contents

<b>1</b>	<b>Introduction</b>	<b>2</b>
<b>2</b>	<b>Boundary integral formulation</b>	<b>4</b>
<b>3</b>	<b>Geometric harmonic basis</b>	<b>5</b>
3.1	Faber Polynomials and $\log(z - \bar{z})$ . . . . .	5
3.2	Geometric harmonic basis functions . . . . .	7
<b>4</b>	<b>Two Hilbert spaces: definition and duality</b>	<b>8</b>
4.1	Curvilinear orthogonal coordinates . . . . .	8
4.2	The spaces $K^{-\frac{1}{2}}(\partial\Omega)$ and $K^{\frac{1}{2}}(\partial\Omega)$ . . . . .	10
4.3	$C^{1,\alpha}$ smooth domain case . . . . .	12
4.4	Proof of Lemma 4.2 (subset relations) . . . . .	13
4.5	Conformal mapping computation and geometric boundary basis . . . . .	14
<b>5</b>	<b>Boundary integral operators in terms of geometric basis</b>	<b>14</b>
5.1	Single and double layer potentials . . . . .	15
5.2	Transmission problem solution . . . . .	19
5.3	Ellipse case . . . . .	20

---

\*This work is supported by the Korean Ministry of Science, ICT and Future Planning through NRF grant No. 2016R1A2B4014530 (to Y.J. and M.L.).

<sup>†</sup>Department of Mathematical Sciences, Korea Advanced Institute of Science and Technology, Daejeon 305-701, Korea (hapy1010@kaist.ac.kr., mklim@kaist.ac.kr).

<b>6</b>	<b>The NP-operators in <math>K^{\frac{1}{2}}(\partial\Omega)</math> and <math>K^{-\frac{1}{2}}(\partial\Omega)</math></b>	<b>21</b>
6.1	Symmetrization of the Grunsky's coefficients . . . . .	21
6.2	Definition and duality of the NP operators on $K^{\frac{1}{2}}(\partial\Omega)$ and $K^{-\frac{1}{2}}(\partial\Omega)$ . . . . .	22
6.3	Symmetric matrix expression for the NP operators . . . . .	24
6.4	Finite section method . . . . .	26
6.5	Numerical examples . . . . .	27
<b>Appendices</b>		<b>30</b>
<b>Appendix A Conformal maps</b>		<b>30</b>
A.1	Boundary behavior . . . . .	30
A.2	Proof of Grunsky inequalities . . . . .	31
<b>Appendix B Finite section method</b>		<b>33</b>
B.1	Sufficient condition for the convergence of the projection method . . . . .	33
B.2	Approximation of spectrum for self-adjoint operator . . . . .	34

# 1 Introduction

The aim of the paper is to provide a new series solution method for the transmission problem relating to the electric field perturbation. We emphasize that the proposed method is valid for arbitrary Lipschitz domains. Conducting objects placed in applied electric fields induce the perturbation for the electric fields. Understanding of such perturbation has been of great interest in relation with important applications in various fields, such as inverse problems and imaging, invisibility cloaking and nanophotonics. We consider the transmission problem relating to the such electric field perturbation. More precisely, we let  $\Omega$  be a simply connected bounded domain in  $\mathbb{R}^2$  with Lipschitz boundary, where the background the unit conductivity and  $\Omega$  has the constant conductivity  $k$  with  $0 < k < \infty$ . We consider the following quasi-static approximation:

$$\begin{cases} \nabla \cdot \sigma \nabla u = 0 & \text{in } \mathbb{R}^2, \\ u(x) - H(x) = O(|x|^{-1}) & \text{as } |x| \rightarrow \infty, \end{cases} \quad (1.1)$$

where  $H$  is an entire harmonic function and  $\sigma = k\chi(\Omega) + \chi(\mathbb{R}^2 \setminus \Omega)$ . The symbol  $\chi_D$  indicates the characteristic function for a domain  $D$ . The potential function  $u$  should satisfy the following transmission condition:

$$u|^{+} = u|^{-}, \quad \frac{\partial u}{\partial \nu}|^{+} = k \frac{\partial u}{\partial \nu}|^{-} \quad \text{on } \partial\Omega.$$

Here,  $\nu$  is the outward unit normal vector on  $\partial\Omega$  and the symbols  $+$  and  $-$  indicate limit from the exterior and from the interior, respectively.

The transmission problem admits the boundary integral formulation that involves the inversion of  $\lambda I - \mathcal{K}_{\partial\Omega}^*$  in a function space defined on  $\partial\Omega$ , where  $\mathcal{K}_{\partial\Omega}^*$  is the so-called Neumann-Poincaré associated with  $\Omega$ ; see (2.5) for the definition. Many important properties of the NP operator have been revealed. The invertibility, applications, see [1, 2]. The spectral features of the NP operator of a domain was studied in [5, 11, 12, 13, 14]. The NP operator is symmetric only for disk of balls, but it can be symmetrized by introducing new inner product made with the single layer potential [15]. However, one can symmetrize the operator with respect to a new norm [18].

The boundary integral equation relating to the transmission problem can be solved numerically with high precision for planar domains of arbitrary shapes, even for domains with corners [10].

For domains with simple geometry such as disks and ellipses, analytic solutions are known, where the solution is expressed as an infinite series in terms of the orthogonal curvilinear coordinates. Based on the solution, the dependence of the electric perturbation on the geometric feature of the domain has been studied and resulted various applications. However, for a domain with general shapes, it is difficult to find appropriate solution basis because the basis function should satisfy decay condition as well as the harmonic condition. Moreover, the solution expansions are different in the interior and the exterior region. So, they should be matched on the interface. As far as we know, a series solution method valid for arbitrary geometry has never been published.

In this paper, we overcome the difficulty in constructing the harmonic basis by use of the theory of conformal mapping and the geometric function theory. The Riemann mapping theorem implies that there exist unique  $\gamma > 0$  and the function

$$\Psi(w) = w + a_0 + \frac{a_1}{w} + \frac{a_2}{w^2} + \cdots \quad (1.2)$$

which maps the disk  $\{w \in \mathbb{C} : |w| > \gamma\}$  conformally onto  $\mathbb{C} \setminus \bar{\Omega}$ . We identify  $z = x_1 + ix_2$  in  $\mathbb{C}$  with  $x = (x_1, x_2)$  in  $\mathbb{R}^2$ . For  $r > \gamma$  we denote  $\Omega_r$  the region enclosed by  $\{\Psi(re^{i\theta})\}$ . We use the orthogonal curvilinear coordinates system in the exterior of the domain based on the exterior conformal mapping. Using the conformal mapping theory, we can make the solution basis in the exterior region. The exterior Riemann mapping actually helps to find the interior solution basis as well. One interesting aspect of such mapping is that it determines a unique set of complex polynomials, called Faber polynomials. We find that Faber polynomials, which were widely adopted in the theory of univalent function and approximation of analytic functions, are also useful in the layer potential technique. In fact, we arrive at the explicit series representations of single, double layer potentials and Neumann-Poincaré operators for any simply connected Lipschitz domain. We would like to highlight that with respect to the geometric harmonic basis functions the NP-operator becomes self-adjoint. We can approximate the spectrum of the NP operator for arbitrary smooth domains. It turns out that we can compute the exterior conformal mapping coefficients by solving the boundary integral problem only once as follows. We will prove the theorem in section 5.2.

**Theorem 1.1.** *Assume that  $\Omega$  is a bounded simply connected domain with piecewise dini-smooth boundary. Let  $(\nu_1, \nu_2)$  is the outward unit normal vector of  $\partial\Omega$ . Then, the coefficients of the exterior conformal mapping  $\Psi(w)$  satisfy*

$$\gamma^2 = \frac{1}{2\pi} \int_{\partial\Omega} z \overline{\varphi(z)} d\sigma(z), \quad (1.3)$$

$$a_m = \frac{\gamma^{m-1}}{2\pi} \int_{\partial\Omega} z |\varphi(z)|^{-m+1} (\varphi(z))^m d\sigma(z), \quad k = 0, 1, \dots, \quad (1.4)$$

where

$$\varphi(z) = \left(\frac{1}{2}I - \mathcal{K}_{\partial\Omega}^*\right)^{-1}(\nu_1 + i\nu_2).$$

The rest of the paper is organized as follows. In section 2 we formulate the transmission problem (1.1) in terms of the boundary integrals. In section 3 we derive the geometric harmonic

basis by using the Faber polynomials. We then introduce the two Hilbert spaces that are  $l^2$  spaces with respect to the geometric harmonic function basis functions. In section 5 we express the single and double layer potential in the new defined Hilbert spaces. We finally deduce the properties of the NP operator in the Hilbert spaces in Section 6.

## 2 Boundary integral formulation

The solution  $u$  to the transmission problem (1.1) can be expressed in terms of the boundary integrals, as already stated. We first define several integral operators to explain the integral expression.

For  $\varphi \in L^2(\partial\Omega)$ , we define

$$\begin{aligned}\mathcal{S}_{\partial\Omega}[\varphi](x) &= \int_{\partial\Omega} \Gamma(x-y)\varphi(y)d\sigma(y), \quad x \in \mathbb{R}^2, \\ \mathcal{D}_{\partial\Omega}[\varphi](x) &= \int_{\partial\Omega} \frac{\partial}{\partial\nu_y} \Gamma(x-y)\varphi(y)d\sigma(y), \quad x \in \mathbb{R}^2 \setminus \partial\Omega,\end{aligned}$$

where  $\Gamma$  to be the fundamental solution to the Laplacian, *i.e.*,  $\Gamma(x) = \frac{1}{2\pi} \ln|x|$  and  $\nu_y$  denotes the outward unit normal to  $\partial\Omega$  at  $y \in \partial\Omega$ . We call  $\mathcal{S}_{\partial\Omega}[\varphi]$  a single layer potential and  $\mathcal{D}_{\partial\Omega}[\varphi]$  a double layer potential. It is well-known that the single and double layer potentials satisfy the following jump conditions on the boundary  $\partial\Omega$ :

$$\mathcal{S}_{\partial\Omega}[\varphi]|^+(x) = \mathcal{S}_{\partial\Omega}[\varphi]|^-(x) \quad \text{a.e } x \in \partial\Omega, \quad (2.1)$$

$$\frac{\partial}{\partial\nu} \mathcal{S}_{\partial\Omega}[\varphi]|^\pm(x) = \left( \pm \frac{1}{2}I + \mathcal{K}_{\partial\Omega}^* \right) \varphi(x) \quad \text{a.e } x \in \partial\Omega, \quad (2.2)$$

$$\mathcal{D}_{\partial\Omega}[\varphi]|^\pm(x) = \left( \mp \frac{1}{2}I + \mathcal{K}_{\partial\Omega} \right) \varphi(x) \quad \text{a.e } x \in \partial\Omega \quad (2.3)$$

$$\frac{\partial}{\partial\nu} \mathcal{D}_{\partial\Omega}[\varphi]|^+(x) = \frac{\partial}{\partial\nu} \mathcal{D}_{\partial\Omega}[\varphi]|^-(x) \quad \text{a.e } x \in \partial\Omega. \quad (2.4)$$

The operators  $\mathcal{K}_{\partial\Omega}^*$  and  $\mathcal{K}_{\partial\Omega}$  are defined by

$$\mathcal{K}_{\partial\Omega}^*[\varphi](x) = p.v. \frac{1}{2\pi} \int_{\partial\Omega} \frac{\langle x-y, \nu_x \rangle}{|x-y|^2} \varphi(y) d\sigma(y), \quad (2.5)$$

$$\mathcal{K}_{\partial\Omega}[\varphi](x) = p.v. \frac{1}{2\pi} \int_{\partial\Omega} \frac{\langle y-x, \nu_y \rangle}{|x-y|^2} \varphi(y) d\sigma(y). \quad (2.6)$$

Here *p.v.* denotes the Cauchy principal value.

Due to the transmission condition on the interface and the jump formula of the singular potential, the solution to (1.1) can be expressed as

$$u(x) = H(x) + \mathcal{S}_{\partial\Omega}[\varphi](x), \quad x \in \mathbb{R}^2 \quad (2.7)$$

where  $\varphi$  satisfies

$$\varphi(y) = (\lambda I - \mathcal{K}_{\partial\Omega}^*)^{-1} \left( \frac{\partial H}{\partial\nu} \right) (y), \quad y \in \partial D, \quad (2.8)$$

with  $\lambda = \frac{k+1}{2(k-1)}$ . Note that  $\lambda$  belongs to the resolvent of  $\mathcal{K}_{\partial\Omega}^*$  for positive constants  $k$ .

The operator  $\mathcal{K}_{\partial\Omega}^*$  and  $\mathcal{K}_{\partial\Omega}$  are called the Neumann-Poincaré operators associated with the domain  $\Omega$ . One can easily show that  $\mathcal{K}_{\partial\Omega}^*$  is the  $L^2$  adjoint of  $\mathcal{K}_{\partial\Omega}$ . For a bounded  $\mathcal{C}^{1,\alpha}$ -domain  $D$  for some  $\alpha > 0$ ,  $\mathcal{K}_D^*$  is compact in  $L^2(\partial D)$  and eigenvalues of  $\mathcal{K}_D^*$  on  $L^2(\partial D)$  lie in  $(-1/2, 1/2]$ , see [17]. Applying the Fredholm alternative,  $\lambda I - \mathcal{K}_D^*$  is invertible for  $\lambda \in (-\infty, -1/2] \cup (1/2, \infty)$  [1].

### 3 Geometric harmonic basis

Runge's theorem tells that every function analytic in a bounded simply connected domain can be uniformly approximated by a series of polynomials. Especially, in a disc  $|z - z_0| < R$  every analytic function can be expanded in terms of a system of polynomials  $\{(z - z_0)^n\}$ . For arbitrary simply connected bounded domain Faber [8] constructed a system of polynomials, which are called the Faber polynomials, in terms of which a function analytic in the domain can be expanded. we will use the Faber polynomials to form a system of geometric basis functions for the harmonic functions later.

#### 3.1 Faber Polynomials and $\log(z - \tilde{z})$

Let  $z = \Psi(w)$  be the exterior conformal mapping given as (1.2). The sequence of Faber polynomials  $\{F_m(z)\}$  are defined by  $\Psi$  such that

$$\frac{\zeta\Psi'(\zeta)}{\Psi(\zeta) - z} = \sum_{m=0}^{\infty} \frac{F_m(z)}{\zeta^m}, \quad z \in \Omega, \quad |\zeta| > \gamma. \quad (3.1)$$

The Faber polynomials  $F_m$  is a  $m$ -th order monic polynomial and they are uniquely determined by the coefficient of  $\Psi$ . For example, the first three functions are

$$F_0(z) = 1, \quad F_1(z) = z - a_0, \quad F_2(z) = z^2 - 2a_0z + (a_0^2 - 2a_1).$$

The higher order functions can be obtained from the recursion relation

$$-na_n = F_{n+1}(z) + \sum_{s=0}^n a_s F_{n-s}(z) - zF_n(z), \quad n \geq 0. \quad (3.2)$$

Since  $\Psi$  is an univalent function, the function

$$\frac{\zeta\Psi'(\zeta)}{\Psi(\zeta) - \Psi(w)} - \frac{\zeta}{\zeta - w} = \sum_{m=1}^{\infty} \sum_{k=1}^{\infty} c_{m,k} w^{-k} \zeta^{-m} \quad (3.3)$$

is analytic for  $|w| > \gamma$  and  $|\zeta| > \gamma$ . In view of the expansion

$$\frac{\zeta}{\zeta - w} = 1 + \sum_{m=1}^{\infty} w^m \zeta^{-m},$$

one can immediately observe the following relation from (3.1) and (3.3):

$$F_m(\Psi(w)) = w^m + \sum_{k=1}^{\infty} c_{m,k} w^{-k}. \quad (3.4)$$

Here,  $c_{m,k}$  are called the Grunsky coefficients. They can be directly computed from the coefficients of  $\Psi$  by using the recursion formula:

$$c_{m,k+1} = c_{m+1,k} - a_{m+k} + \sum_{s=1}^{m-1} a_{m-s} c_{s,k} - \sum_{s=1}^{k-1} a_{k-s} c_{m,s}, \quad m, k \geq 1, \quad (3.5)$$

with the initial condition  $c_{n,1} = na_n$  for all  $n$ . We set  $\sum_{s=1}^0 = 0$ . Indeed, the relation (3.5) can be easily shown by substituting (3.4) into (3.2).

**Lemma 3.1** ([?]). *Any complex function  $f(z)$  analytic in a region containing  $\Omega_R$  for a  $R > \gamma$  admits a series expansion in  $\bar{\Omega}$  by the Faber polynomials associated with  $\Omega$ .*

*Proof.* Set  $R > r > \gamma$ . Since  $f(z)$  is analytic in  $\Omega_R$ , from the Cauchy integral formula and (3.1) it admits for  $z \in \Omega$  that

$$\begin{aligned} f(z) &= \frac{1}{2\pi i} \int_{\partial\Omega_r} \frac{f(\xi)}{\xi - z} d\xi \\ &= \frac{1}{2\pi i} \int_{|w|=r} f(\Psi(w)) \frac{\Psi'(w)}{\Psi(w) - z} dw \\ &= \frac{1}{2\pi i} \int_{|w|=r} f(\Psi(w)) \sum_{k=0}^{\infty} \frac{F_k(z)}{w^{k+1}} dw \\ &= \sum_{k=0}^{\infty} \left( \frac{1}{2\pi i} \int_{|w|=r} \frac{f(\Psi(w))}{w^{k+1}} dw \right) F_k(z). \end{aligned}$$

Here, the last equality holds by the uniform convergence of the series under the integral owing to (A.6) and the maximum principle for analytic functions.  $\square$

**Remark 1.** *Note that  $\{a_1, a_2, \dots, a_N\}$  is uniquely determine  $c_{m,k}$  for all  $1 \leq k \leq N-m+1$ ,  $1 \leq m \leq N$ . Thus, if a domain, say  $\Omega_N$ , has the conformal mapping with finite number of terms, i.e.,*

$$\Psi(w) = w + a_0 + \frac{a_1}{w} + \frac{a_2}{w^2} + \dots + \frac{a_N}{w^N},$$

*then  $F_m[\Omega_N](\Psi(w))$  also has the finite terms and the lowest term is  $w^{-Nm}$  with the coefficient  $a_N^m$ . In particular*

$$c_{m,k}[\Omega_N] = c_{k,m}[\Omega_N] = 0 \quad \text{if } k \geq Nm + 1. \quad (3.6)$$

We have the following inequality relation for the Grunsky coefficients (for the proof see the appendix)

$$\sum_{k=1}^{\infty} \left( \sqrt{\frac{k}{m}} \frac{c_{m,k}}{\gamma^{m+k}} \right)^2 \leq 1, \quad (3.7)$$

$$\sum_{k=1}^{\infty} \left| \sum_{n=n_1}^{n_2} \sqrt{\frac{k}{n}} \frac{c_{n,k}}{\gamma^{n+k}} a_n \right|^2 \leq \sum_{n=n_1}^{n_2} |a_n|^2 \quad \text{for any } 1 \leq n_1 \leq n_2. \quad (3.8)$$

We also have

$$\frac{|c_{m,s}|}{m\gamma^{m+s}} \leq 4 \quad \text{for any } m, s \in \mathbb{N}.$$

From (3.4), we have

$$|F_n(\Psi(w))| \leq 1 + 4n\gamma^n \frac{\gamma}{|w| - \gamma}, \quad |w| > \gamma. \quad (3.9)$$

Since  $\Psi$  is an univalent function in the exterior of  $\Omega$ , the function

$$\log \frac{\Psi(\zeta) - \Psi(w)}{\zeta - w} = - \sum_{m=1}^{\infty} \sum_{k=1}^{\infty} \frac{c_{m,k}}{m} w^{-k} \zeta^{-m} \quad (3.10)$$

is analytic for  $|w| > \gamma$  and  $|\zeta| > \gamma$ . We choose the branch cut for the complex logarithm such that the function in (3.10) converges to zero as either  $|\zeta|$  or  $|w|$  goes to  $\infty$ . We can validate the coefficient in the expansion by taking the derivative of (3.10) in  $\zeta$ . Since (3.10) is symmetric in  $\zeta$  and  $w$ , we immediately observe the Grunsky's identity

$$kc_{m,k} = mc_{k,m}.$$

The series (3.10) absolutely uniformly converges for  $|\zeta| > |w| \geq \gamma_1$  if  $\gamma_1 > \gamma$  (see Appendix A.2). We have

$$\begin{aligned} \log \frac{\Psi(\zeta) - \Psi(w)}{\zeta} &= \log \frac{\Psi(\zeta) - \Psi(w)}{\zeta - w} + \log \frac{\zeta - w}{\zeta} \\ &= - \sum_{m=1}^{\infty} \sum_{k=1}^{\infty} \frac{c_{m,k}}{m} w^{-k} \zeta^{-m} - \sum_{m=1}^{\infty} \frac{1}{m} w^m \zeta^{-m} \\ &= - \sum_{n=1}^{\infty} \frac{1}{m} F_m(\Psi(w)) \zeta^{-m}. \end{aligned} \quad (3.11)$$

We have the decomposition for the fundamental solution using the Faber polynomials. The following is essential to reformulate the transmission problem in a series form.

**Lemma 3.2.** *Let  $z = \Psi(\zeta)$  and  $\tilde{z} = \Psi(w)$ , then we have*

$$\log(z - \tilde{z}) = \log \zeta - \sum_{m=1}^{\infty} \frac{1}{m} F_m(\tilde{z}) \zeta^{-m} \quad \text{for } |\zeta| > |w| > \gamma. \quad (3.12)$$

*The series (3.10) absolutely uniformly converges for  $|\zeta| > |w| \geq \gamma_1$  if  $\gamma_1 > \gamma$ .*

### 3.2 Geometric harmonic basis functions

In this section we build a countable set of harmonic basis functions associated with the domain  $\Omega$  such that one can explicitly represent the single layer potential, the double layer potential and the NP-operators as a linear combination of these basis functions. We then can approximate the solution to the transmission problem (1.1) by solving some truncated finite dimensional linear problems, as will be shown in section 6.4.

Such approach, to use appropriate harmonic basis system to solve the transmission problem (1.1), has been adopted for relatively simple domains. For ellipses, the elliptic coordinate system was used in [6]. For algebraic domains, which is the image of unit disk under the mapping  $\Phi(w) = w + \frac{a}{w^m}$  for some  $m \in \mathbb{N}$  and  $a \in \mathbb{R}$ , a coordinate system depending on the domain expression was used in [3]. While it is straightforward to find the harmonic basis for the domain

with simple geometry, it becomes complicated for complex domains. The main difficulty lies in the choice of harmonic basis functions such that the single and double layer potentials have explicit expansions with them. However, in this paper we are able to build such harmonic basis functions for arbitrary  $C^{1,\alpha}$ -domain by using the orthogonal curvilinear system and the geometric functions associated with  $\Omega$ .

Since the solution to the transmission problem (1.1) is harmonic in each of the two regions  $\Omega$  and  $\mathbb{C} \setminus \bar{\Omega}$ , we require two basis systems separately for the interior and the exterior of  $\Omega$ . Actually, we set up two systems:

- (a) *Interior harmonic basis*, consisting of entire harmonic functions, such that any harmonic function in  $\Omega$  can be expressed as a linear combination of these basis functions.
- (b) *Exterior harmonic basis*, consisting of harmonic functions in  $\Omega$ , such that any outgoing harmonic function in  $\mathbb{C} \setminus \bar{\Omega}$  can be expressed as a linear combination of these basis functions.

Each Faber polynomial  $F_m(z)$  is entire, and any interior harmonic function can be expressed as a linear combination of the Faber polynomials as shown in section ???. To build the exterior harmonic basis, we consider the expansion of  $F_m(z)$  in terms of  $w = \Psi^{-1}(z)$ , see (3.4):

$$F_m(z) = w^m + c_{m,1}w^{-1} + c_{m,2}w^{-2} + \dots, \quad z \in \mathbb{C} \setminus \Omega. \quad (3.13)$$

For each  $k \in \mathbb{N}$  the function  $w^{-k}$  decays to zero as  $|z| \rightarrow \infty$  owing to  $w = \Psi^{-1}(z) = z + O(1)$  and, moreover, it is harmonic in  $\mathbb{C} \setminus \bar{\Omega}$  due to (4.1). Because of these reasons we set

- (a) *Interior harmonic basis*:  $\{F_m(z)\}_{m \in \mathbb{N}}$ ,
- (b) *Exterior harmonic basis*:  $\{w^m(z)\}_{m \in \mathbb{Z}}$ .

## 4 Two Hilbert spaces: definition and duality

In the following we firstly define the curvilinear coordinate system and define the boundary basis functions in the defined coordinates. We then define the two new function spaces on  $\partial\Omega$  which are dual Hilbert spaces. Finally, we will define two Hilbert spaces that are equivalent to  $l^2(\mathbb{C})$  via the boundary basis functions.

### 4.1 Curvilinear orthogonal coordinates

In view of the exterior harmonic basis  $w^m(z) = (\Psi^{-1}(z))^m$  it is natural to adopt the curvilinear coordinate associated with the conformal mapping  $z = \Psi(w)$ . The curvilinear coordinate system  $(\rho, \theta)$ , that we will define, is an orthogonal system with which the tangential and normal directional differentiations on  $\partial\Omega$  become partial differentiations, and the boundary integration on  $\partial\Omega$  is the integration on a circle.

We define the modified polar coordinate  $(\rho, \theta) \in (\rho_0, \infty) \times [0, 2\pi)$  to express  $w \in \mathbb{C} \setminus \Omega$  such that

$$z = \Psi(e^{\rho+i\theta}).$$

We let  $\Psi(\rho, \theta)$  indicate  $\Psi(e^{\rho+i\theta})$ . We denote the scale factors as  $h_\rho = \left| \frac{\partial \Psi}{\partial \rho} \right|$  and  $h_\theta = \left| \frac{\partial \Psi}{\partial \theta} \right|$ .

Since  $\Psi$  and the complex exponential function are conformal, they reserve angles between any two intersecting curves. Hence  $(\rho, \theta)$  defines an orthogonal curvilinear coordinates in  $z$ -plane.

Actually, the partial derivatives satisfy  $i\frac{\partial\Psi}{\partial\rho} = \frac{\partial\Psi}{\partial\theta}$  so that  $\{\frac{\partial\Psi}{\partial\rho}, \frac{\partial\Psi}{\partial\theta}\}$  forms a orthogonal basis in  $\mathbb{C}$  and  $h_\rho = h_\theta$ . We set  $h(\rho, \theta) = h_\rho = h_\theta$ . Due to the fact  $h_\rho = h_\theta$  we also have

$$\Delta u = \frac{1}{h^2(\rho, \theta)} \left( \frac{\partial^2 u}{\partial\rho^2} + \frac{\partial^2 u}{\partial\theta^2} \right). \quad (4.1)$$

We allow the boundary of  $\Omega$  to have corner points. For such case the exterior conformal mapping shows the boundary behavior which depends on the exterior angle of the corner. Figure 4.1 illustrates a domain with one corner point.

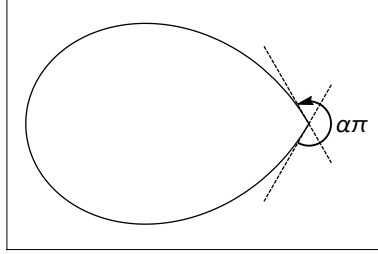


Figure 4.1: A domain with a corner point. The figure shows a domain with a corner point with the exterior angle  $\alpha\pi$ .

It is well known the regularity of the interior conformal mapping. In Appendix A.1 several results are stated. We recommend the book [16] for more results on the regularity results on the conformal mapping with corners. The proof of the following lemma is in Appendix A.1.

**Lemma 4.1** (Boundary behavior of conformal mapping). *If  $\partial\Omega$  has a corner at  $\Psi(w_0)$  of exterior angle  $\pi\alpha$ , then  $\partial G$  has a corner at the corresponding point  $f(z_0)$  of opening  $\pi\alpha$  ( $0 < \alpha < 2$ ). Then the functions*

$$\frac{\Psi(w) - \Psi(w_0)}{(w - w_0)^\alpha} \quad \text{and} \quad \frac{\Psi'(w)}{(w - w_0)^{\alpha-1}}$$

are continuous and  $\neq 0, \infty$  in  $(\mathbb{C} \setminus \mathbb{D}) \cap D(w_0; \delta)$  for some  $\delta > 0$  where  $D(w_0; \rho)$  is a disk centered at  $w_0$  with radius  $\delta$ .

On  $\partial\Omega = \{\Psi(\rho_0, \theta) : \theta \in [0, 2\pi)\}$ , the length element is  $d\sigma(z) = h(\rho, \theta)d\theta$  for  $z = \Psi(\rho, \theta)$ . The exterior normal derivative of  $u(z) = (u \circ \Psi)(\rho, \theta)$  is

$$\frac{\partial u}{\partial\nu}\Big|_{\partial\Omega}^+(z) = \frac{1}{h} \frac{\partial}{\partial\rho} u(\Psi(e^{\rho+i\theta}))\Big|_{\rho \rightarrow \rho_0^+}. \quad (4.2)$$

A great advantage to use the coordinate system  $(\rho, \theta)$  is that thanks to  $h_\rho = h_\theta$  the integration of the normal derivative for  $u$  is simply

$$\int_{\partial\Omega} \frac{\partial u}{\partial\nu}\Big|_{\partial\Omega}^+(z) d\sigma(z) = \int_0^{2\pi} \frac{\partial u}{\partial\rho}(\rho_0, \theta)\Big|_{\rho \rightarrow \rho_0^+} d\theta \quad (4.3)$$

assuming integrability for the integrand functions.

If the boundary of  $\Omega$  is  $C^{1,\alpha}$  smooth, then the conformal mapping regularity result (see Lemma 4.1) implies

$$c \leq h(\rho_0, \theta) \leq C \quad \text{on } \partial\Omega$$

with some constants  $c, C > 0$  and

$$\frac{\partial \Psi}{\partial \theta} \Big|_{\rho \rightarrow \rho_0^+} = i \frac{\partial \Psi}{\partial \rho} \Big|_{\rho \rightarrow \rho_0^+} = ie^{\rho_0 + i\theta} \Psi'(e^{\rho_0 + i\theta}) \neq 0.$$

## 4.2 The spaces $K^{-\frac{1}{2}}(\partial\Omega)$ and $K^{\frac{1}{2}}(\partial\Omega)$

In the curvilinear orthogonal coordinates  $(\rho, \theta)$  the exterior harmonic basis functions are  $w^m = e^{m(\rho + i\theta)}$ , and it has the trace  $\gamma^m e^{im\theta}$  and the normal derivative  $\frac{1}{h} m \gamma^m e^{im\theta}$ . Hence it is convenient to use the fourier basis type functions to express the trace and the normal derivatives on  $\partial\Omega$  for the transmission solutions.

We set up two systems of boundary basis functions for each  $m \in \mathbb{Z}$

$$\begin{cases} \tilde{\eta}_m(z) = \tilde{\eta}_m(\Psi(e^{\rho_0 + i\theta})) = e^{im\theta}, \\ \tilde{\zeta}_m(z) = \tilde{\zeta}_m(\Psi(e^{\rho_0 + i\theta})) = \frac{e^{im\theta}}{h(\rho_0, \theta)}. \end{cases} \quad (4.4)$$

We then normalize (with respect to the norms that will be defined later) the basis functions

$$\begin{cases} \eta_m(z) = |m|^{-\frac{1}{2}} \tilde{\eta}_m(z), \\ \zeta_m(z) = |m|^{\frac{1}{2}} \tilde{\zeta}_m(z). \end{cases} \quad (4.5)$$

For  $m = 0$  we set  $\zeta_0 = \tilde{\zeta}_0$  and  $\eta_0 = \tilde{\eta}_0$ . Due to Lemma 4.1 we have that  $h(\rho_0, \theta), \frac{1}{h(\rho_0, \theta)} \in L^2([0, 2\pi])$ . Therefore

$$\tilde{\zeta}_m(z), \tilde{\eta}_m(z), \zeta_m(z), \eta_m(z) \in L^2(\partial\Omega). \quad (4.6)$$

We let  $\mathbb{T}^1 = \mathbb{R}^1/2\pi\mathbb{Z}^1$  denote the 1-dimensional torus and  $L^2(\mathbb{T}^1)$  denote the space consisting of periodic functions  $f$  on  $\mathbb{T}^1$  such that

$$\|f\|_{L^2(\mathbb{T}^1)}^2 = \frac{1}{2\pi} \int_0^{2\pi} |f(\theta)|^2 d\theta < \infty.$$

Here and after we simply write  $f(\theta) = (f \circ \Psi)(e^{\rho_0 + i\theta})$ .

We define the weighted  $L^2$ -spaces  $L^2(\partial\Omega, h)$  and  $L^2(\partial\Omega, 1/h)$  on  $\partial\Omega$  via the norms

$$\|f\|_{L^2(\partial\Omega, 1/h)} = \frac{1}{2\pi} \int_{\partial\Omega} |f(z)|^2 \frac{1}{h(\rho_0, \theta)} d\sigma(z) = \|f\|_{L^2(\mathbb{T}^1)}^2, \quad (4.7)$$

$$\|f\|_{L^2(\partial\Omega, h)} = \frac{1}{2\pi} \int_{\partial\Omega} |f(z)|^2 h(\rho_0, \theta) d\sigma(z) = \|fh\|_{L^2(\mathbb{T}^1)}^2. \quad (4.8)$$

In other words

$$L^2(\partial\Omega, 1/h) = \left\{ f \mid f : \partial\Omega \rightarrow \mathbb{C}, (f \circ \Psi)(\rho_0, \cdot) \in L^2(\mathbb{T}^1) \right\}, \quad (4.9)$$

$$L^2(\partial\Omega, h) = \left\{ \frac{f}{h} \mid f : \partial\Omega \rightarrow \mathbb{C}, (f \circ \Psi)(\rho_0, \cdot) \in L^2(\mathbb{T}^1) \right\}. \quad (4.10)$$

We denote the inner-products  $(\cdot, \cdot)_{L^2(\partial\Omega, 1/h)}$  and  $(\cdot, \cdot)_{L^2(\partial\Omega, h)}$ , respectively.

One can easily observe that  $\{\tilde{\eta}_m(z)\}$  forms an orthonormal basis of  $L^2(\partial\Omega, 1/h)$  and  $\{\tilde{\zeta}_m(z)\}$  of  $L^2(\partial\Omega, h)$ . We can identify each two Hilbert spaces to  $l^2(\mathbb{C})$  via the basis functions:

$$L^2(\partial\Omega, 1/h) = \left\{ \psi = \sum_{m=-\infty}^{\infty} a_m \tilde{\eta}_m(z) \mid a_m \in \mathbb{C}, \sum_{m=-\infty}^{\infty} |a_m|^2 < \infty \right\}, \quad (4.11)$$

$$L^2(\partial\Omega, h) = \left\{ \varphi = \sum_{m=-\infty}^{\infty} a_m \tilde{\zeta}_m(z) \mid a_m \in \mathbb{C}, \sum_{m=-\infty}^{\infty} |a_m|^2 < \infty \right\}. \quad (4.12)$$

**Definition 1.** We now define two Hilbert spaces such that they are equivalent to  $l^2(\mathbb{C})$  via the boundary basis  $\{\zeta_m\}$  and  $\{\eta_m\}$ :

$$K^{\frac{1}{2}}(\partial\Omega) = \left\{ \psi = \sum_{m=-\infty}^{\infty} b_m \eta_m(z) \mid b_m \in \mathbb{C}, \sum_{m=-\infty}^{\infty} |b_m|^2 < \infty \right\}, \quad (4.13)$$

$$K^{-\frac{1}{2}}(\partial\Omega) = \left\{ \varphi = \sum_{m=-\infty}^{\infty} b_m \zeta_m(z) \mid b_m \in \mathbb{C}, \sum_{m=-\infty}^{\infty} |b_m|^2 < \infty \right\}, \quad (4.14)$$

equipped with inner-products

$$\left( \sum c_m \zeta_m, \sum d_m \zeta_m \right)_{-1/2} = \sum c_m \overline{d_m}, \quad (4.15)$$

$$\left( \sum d_m \eta_m, \sum c_m \eta_m \right)_{1/2} = \sum c_m \overline{d_m}. \quad (4.16)$$

For the sake of notational convenience we may simply write  $K^{-\frac{1}{2}}$  and  $K^{\frac{1}{2}}$  for the two spaces.

One can easily see that  $K^{\frac{1}{2}}(\partial\Omega)$  is a subspace of  $L^2(\partial\Omega, 1/h)$  and  $K^{-\frac{1}{2}}(\partial\Omega)$  is the completion of  $L^2(\partial\Omega, h)$  with respect to the norm  $\|\cdot\|_{-1/2}$ . Indeed, for  $f \in L^2(\partial\Omega, \frac{1}{h})$  we have  $f = \sum a_m \tilde{\eta}$  with  $a_m = (f, \tilde{\eta})_{L^2(\partial\Omega, 1/h)}$  and

$$f \in K^{\frac{1}{2}} \quad \text{iff} \quad \|f\|_{K^{\frac{1}{2}}}^2 = |a_0|^2 + \sum_{m=-\infty, m \neq 0}^{\infty} |m| |a_m|^2 < \infty.$$

For  $g \in L^2(\partial\Omega, h)$  we have  $g = \sum b_m \tilde{\zeta}$  with  $b_m = (g, \tilde{\zeta})_{L^2(\partial\Omega, h)}$  and always

$$\|g\|_{K^{-\frac{1}{2}}}^2 = |b_0|^2 + \sum_{m=-\infty, m \neq 0}^{\infty} |m|^{-1} |b_m|^2 < \infty.$$

Recall that every basis functions  $\eta_m$  and  $\zeta_m$  belongs to  $L^2(\partial\Omega)$  and so does any finite combination of them. One can easily see that for any finite combinations  $\varphi = \sum_{|m| \leq N} a_m \zeta_m$  and  $\psi = \sum_{|m| \leq N} b_m \eta_m$  we have  $(\varphi, \psi)_{L^2(\partial\Omega)} = \sum_{|m| \leq N} a_m \overline{b_m}$ . We extend this relation to define the duality pairing between  $K^{-\frac{1}{2}}$  and  $K^{\frac{1}{2}}$ . We prove the following lemma on the way. The proof is in section 4.4.

**Lemma 4.2.** For a piecewise Dini-continuous domain domain we have

$$K^{\frac{1}{2}}(\partial\Omega) \subset L^2(\partial\Omega) \subset K^{-\frac{1}{2}}(\partial\Omega).$$

Moreover, for  $\varphi \in L^2(\partial\Omega)$  and  $\psi \in K^{\frac{1}{2}}(\partial\Omega)$  we have

$$\|\psi\|_{K^{-\frac{1}{2}}} \leq C\|\psi\|_{L^2(\partial\Omega)} \quad \text{for any } \psi \in L^2(\partial\Omega), \quad (4.17)$$

$$\|\varphi\|_{L^2(\partial\Omega)} \leq C'\|\varphi\|_{K^{\frac{1}{2}}} \quad \text{for any } \varphi \in K^{\frac{1}{2}}(\partial\Omega) \quad (4.18)$$

with some positive constants  $C, C'$  depending only on  $\Omega$ ,

**Definition 2.** For  $\varphi = \sum a_m \zeta_m \in K^{-\frac{1}{2}}$  and  $\psi = \sum b_m \eta_m \in K^{\frac{1}{2}}$  we define

$$(\varphi, \psi)_{-1/2, 1/2} = \sum a_m \bar{b}_m,$$

then the pair of indexed families of functions  $\{\zeta_m\}$  and  $\{\eta_m\}$  is a bi-orthogonal system for the duality pairing  $(\cdot, \cdot)_{-1/2, 1/2}$ .

### 4.3 $C^{1,\alpha}$ smooth domain case

We now assume that  $\Omega$  is a  $C^{1,\alpha}$ -domain for some  $\alpha \in (0, 1)$ . Then

$$c \leq h(\rho_0, \theta) \leq C \quad \text{on } \partial\Omega.$$

Since  $h$  and  $\frac{1}{h}$  are non-vanishing  $C^{0,\alpha}$  on  $\partial\Omega$ , we have

$$L^2(\partial\Omega, h) = L^2(\mathbb{T}^1) = L^2(\partial\Omega, \frac{1}{h}).$$

Recall the integral characterization of  $H^{\frac{1}{2}}(\partial\Omega)$ : the set of function  $u \in \partial\Omega \rightarrow \mathbb{C}$  such that

$$\|u\|_{H^{\frac{1}{2}}(\partial\Omega)}^2 = \|u\|_{L^2(\partial\Omega)}^2 + \int_{\partial\Omega} \int_{\partial\Omega} \frac{|u(z) - u(\tilde{z})|^2}{|z - \tilde{z}|^2} d\sigma(z) d\sigma(\tilde{z}) < \infty.$$

From the regularity property for  $\Psi$  in Lemma 4.1, one can deduce that  $u \in H^{\frac{1}{2}}(\partial\Omega)$  if and only if  $(u \circ \Psi)(\rho_0, \cdot) \in H^{\frac{1}{2}}(\mathbb{T}^1)$  and

$$\|u\|_{H^{\frac{1}{2}}(\partial\Omega)} \sim \|(u \circ \Psi)(\rho_0, \cdot)\|_{H^{\frac{1}{2}}(\mathbb{T}^1)}.$$

Recall that

$$H^{\frac{1}{2}}(\mathbb{T}^1) = \left\{ \varphi = \sum_{m=-\infty}^{\infty} a_m e^{im\theta} \mid \|\varphi\|_{H^{\frac{1}{2}}(\mathbb{T}^1)}^2 = |a_0|^2 + \sum_{m=-\infty}^{\infty} |m| |a_m|^2 < \infty \right\}.$$

For  $l \in H^{-\frac{1}{2}}(\mathbb{T}^1) = (H^{\frac{1}{2}}(\mathbb{T}^1))^*$  it satisfies

$$\|l\|_{H^{-\frac{1}{2}}(\mathbb{T}^1)}^2 = |b_0|^2 + \sum_{m=-\infty}^{\infty} |m| |b_m|^2 < \infty, \quad \text{where } b_m = l(e^{im\theta}).$$

Conversely, for each sequence  $\{b_m\}$  satisfying  $|b_0|^2 + \sum_{m=-\infty}^{\infty} |m| |b_m|^2 < \infty$ , there exists  $l \in H^{-\frac{1}{2}}(\mathbb{T}^1)$  with  $b_m = l(e^{im\theta})$ . Therefore, we have the following relation.

**Lemma 4.3.** *Let  $\Omega$  is simply connected domain with  $C^{1,\alpha}$ -boundary for some  $\alpha \in (0, 1)$ . Then the following relations hold:*

$$\begin{aligned} K^{\frac{1}{2}}(\partial\Omega) &= H^{\frac{1}{2}}(\partial\Omega), \\ K^{-\frac{1}{2}}(\partial\Omega) &= H^{-\frac{1}{2}}(\partial\Omega). \end{aligned}$$

The norm  $\|\cdot\|_{K^{\frac{1}{2}}}$  is equivalent to  $\|\cdot\|_{H^{\frac{1}{2}}(\partial\Omega)}$  and the norm  $\|\cdot\|_{K^{-\frac{1}{2}}}$  to  $\|\cdot\|_{H^{-\frac{1}{2}}(\partial\Omega)}$ .

#### 4.4 Proof of Lemma 4.2 (subset relations)

First, we prove  $L^2(\partial\Omega) \subset K^{-\frac{1}{2}}(\partial\Omega)$ . Set  $\varphi \in L^2(\partial\Omega)$ , then  $\int_{\partial\mathbb{D}} |\varphi|^2 h d\theta < \infty$ . For such function  $\int_{\partial\mathbb{D}} |\varphi| d\theta \leq \|\varphi\sqrt{h}\|_{L^2(\partial\mathbb{D})} \|\sqrt{h}\|_{L^2(\partial\mathbb{D})} < \infty$ . We set the Fourier coefficients

$$c_m = \frac{1}{2\pi} \int_{\partial\Omega} \varphi(z) \frac{e^{im\theta}}{h} d\sigma(z) = \frac{1}{2\pi} \int_{\partial\mathbb{D}} \varphi(z) e^{im\theta} d\theta.$$

To show  $\varphi \in K^{-\frac{1}{2}}(\partial\Omega)$  it is enough to prove

$$\sum_{m=-\infty, m \neq 0}^{\infty} \frac{1}{|m|} |c_m|^2 < \infty. \quad (4.19)$$

We set

$$\begin{aligned} a_m &= \frac{1}{2\pi} \int_{\partial\mathbb{D}} \varphi \sqrt{h} e^{im\theta} d\theta, \\ b_m &= \frac{1}{2\pi} \int_{\partial\mathbb{D}} \frac{1}{\sqrt{h}} e^{im\theta} d\theta, \end{aligned}$$

then the sequences  $(a_m), (b_m) \in l^2(\mathbb{C})$  since  $\varphi\sqrt{h}, \frac{1}{\sqrt{h}} \in L^2(\partial\mathbb{D})$ . Note that

$$(c_m) = (a_m) * (b_m)$$

where  $*$  denote the convolution for infinite sequences.

For the function  $\frac{1}{\sqrt{h}}$  we can actually say more. Recall that  $\frac{\Psi'(w)}{(w-w_0)^{\alpha-1}}$  is continuous and  $\neq 0, \infty$  in  $(\mathbb{C} \setminus \mathbb{D}) \cap D(w_0; \delta)$  for some  $\delta > 0$  near the corner  $\Psi(w_0)$  of exterior angle  $\alpha\pi$  ( $0 < \alpha < 2$ ). Therefore, near  $w_0$  we have

$$\frac{1}{\sqrt{h(\theta)}} \sim |\theta - \theta_0|^{\frac{1}{2}(1-\alpha)}$$

where  $\theta_0$  is the angle corresponding to the corner  $\Psi(w_0)$ . Possibly except corner points the function  $1/\sqrt{h(\theta)}$  has the Lipschitz continuity. For the function  $f(t) = |t|^{-a}$  ( $0 < a < 1$ ), the associated Fourier coefficients have the decay behavior  $\hat{f}(n) \sim n^{-1+a}$ . Therefore, it follows

$$(b_m) \in l^2(\mathbb{C}) \quad \text{for some } q > 1.$$

We set  $p = 1$ . From the Young's convolution inequalities one can observe  $(c_m) \in l^r$  with  $\frac{1}{p} + \frac{1}{q} = 1 + \frac{1}{r}$ . Owing to  $r > 2$ , we also have  $q' := \frac{r}{2} > 1$  and  $p' > 1$  where  $\frac{1}{p'} + \frac{1}{q'} = 1$ . Now, by applying the Hölder inequality one finally derive

$$\left\| \left( \frac{|c_m|^2}{1+|m|} \right) \right\|_{l^1} \leq \left\| \left( \frac{1}{1+|m|} \right) \right\|_{l^{p'}} \left\| (|c_m|^2) \right\|_{l^{q'}} < \infty. \quad (4.20)$$

This proves (4.19). Moreover, this inequality implies (4.17) as well.

Second, we prove  $K^{\frac{1}{2}}(\partial\Omega) \subset L^2(\partial\Omega)$ . Fix a  $\psi \in K^{-\frac{1}{2}}(\partial\Omega)$ . We define

$$a_m = \frac{1}{2\pi} \int_{\partial\mathbb{D}} \psi(z) e^{im\theta} d\theta,$$

then  $\sum_{m=-\infty}^{\infty} |m| |c_m|^2 < \infty$ . We need to show

$$\sum_{m=-\infty}^{\infty} |b_m|^2 < \infty \quad \text{where } b_m = \frac{1}{2\pi} \int_{\partial\mathbb{D}} \psi \sqrt{h} e^{im\theta} d\theta. \quad (4.21)$$

Similarly to the first part we can prove (4.21).  $\square$

## 4.5 Conformal mapping computation and geometric boundary basis

One can compute the conformal mapping for a given domain  $\Omega$  by solving the boundary integral equation as shown in theorem 1.1. To numerically solve the boundary integral equation

$$\left(\frac{1}{2}I - \mathcal{K}_{\partial\Omega}^*\right)\varphi(z) = \nu_1 + i\nu_2$$

we parametrize the boundary  $\partial\Omega$  by  $z(t)$ . Then the Nystrom discretization of the integral operator  $\mathcal{K}_{\partial\Omega}^*$  with  $P$  boundary points  $\{z_p\}_{p=1}^P$  is

$$\mathcal{K}_{\partial\Omega}^*\varphi(z_p) \approx \sum_{p=1}^P \frac{\partial}{\partial\nu_x} \Gamma(x - x_p) \varphi_p w_p, \quad x \in \partial\Omega,$$

where  $\phi_p = \phi(z_p)$  for  $p = 1, \dots, P$ . We applied the midpoint rule for numerical integration weight  $w_p$ . In Figure 4.2 a domain  $\Omega$  is given by a parametrized curve and the conformal mapping is computed. The first coefficients of the conformal mapping are given in Table 1.

## 5 Boundary integral operators in terms of geometric basis

Assume that  $\Omega$  is a simply connected domain in  $\mathbb{R}^2$  with the piecewise  $C^{1,\alpha}$  Jordan curve without any cusp inward or outward.

Coefficient	Value
$\gamma$	1.35351999083610
$a_0$	$-0.449301423964349 - 1.20901456031218e - 16i$
$a_1$	$-0.140208621759558 + 3.79062689697536e - 17i$
$a_2$	$0.328836806147926 - 1.48234347825045e - 16i$
$a_3$	$-0.139237377620829 + 5.22327420832794e - 17i$
$a_4$	$0.0725261198741734 - 3.99467452668622e - 18i$
$a_5$	$-0.0419638996074559 + 2.99453916786664e - 16i$
$a_6$	$0.0258893856296529 - 6.45014832861905e - 17i$
$a_7$	$-0.0166812174958014 - 5.13527057944630e - 17i$
$a_8$	$0.0110911885776984 + 2.26134814998803e - 16i$
$a_9$	$-0.00755217366949182 - 7.74086821888310e - 17i$
$a_{10}$	$0.00523943274670048 - 4.33288455140782e - 17i$

Table 1: Coefficients of the exterior conformal mapping for the domain in Figure 4.2 (a):  $\Psi(w) = \gamma w + a_0 + \sum_{k=1}^{\infty} \frac{a_k}{w^k}$  for  $|w| \geq 1$ .

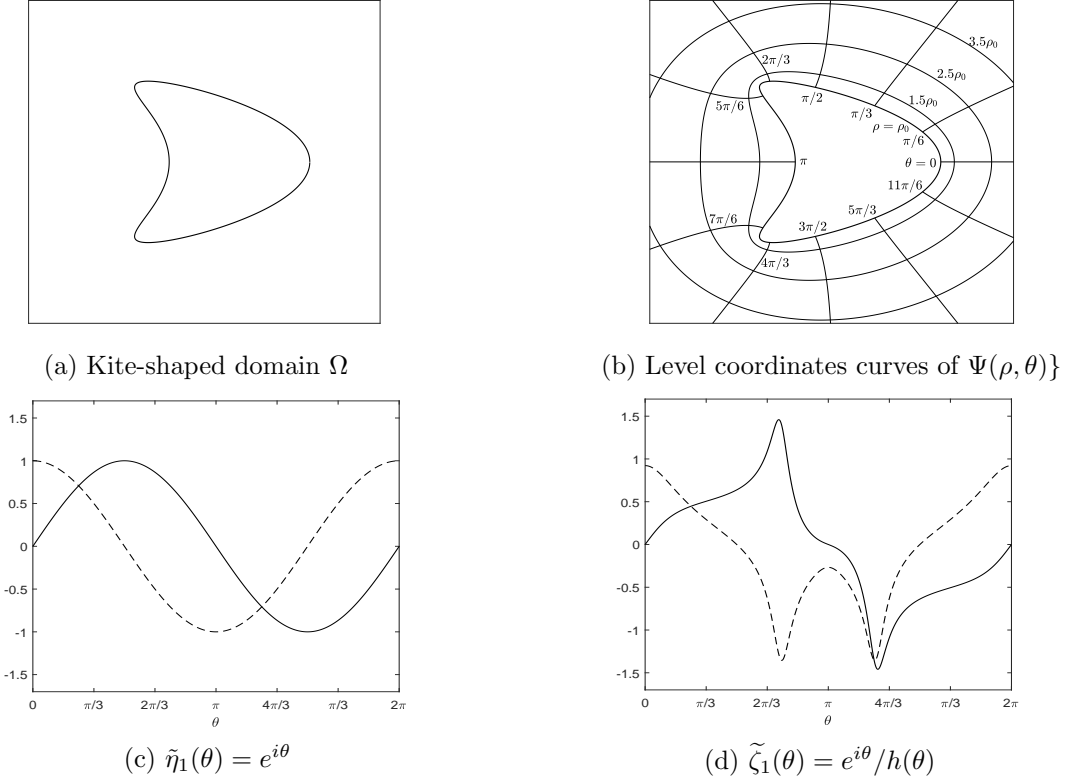


Figure 4.2:  $\Omega$  given by the parametrization  $x(t) = \cos(t) + 0.65 \cos(2t) - 0.65$ ,  $y(t) = 1.5 \sin(t)$ ,  $t \in [0, 2\pi]$ . (b) shows the level curves of  $\Psi(\rho, \theta)$ , whose coefficients are computed by using Theorem 1.1. (c,d) shows the real (dashed) and imaginary part (solid) of basis functions.

### 5.1 Single and double layer potentials

First, we compute  $\mathcal{S}_{\partial\Omega}[\tilde{\zeta}_0]$ . We set  $z = \Psi(w) \in \mathbb{C} \setminus \overline{\Omega}$  and use (3.1) and (3.4) to derive

$$\begin{aligned}
\mathcal{S}_{\partial\Omega}[\tilde{\zeta}_0](z) &= \frac{1}{2\pi} \int_{\partial\Omega} \ln |z - \tilde{z}| \frac{1}{h(\rho, \tilde{\theta})} d\sigma(\tilde{z}) \\
&= \operatorname{Re} \left\{ \frac{1}{2\pi} \int_0^{2\pi} \log(\Psi(w) - \Phi(\gamma e^{i\tilde{\theta}})) d\tilde{\theta} \right\} \\
&= \lim_{r \rightarrow \gamma^+} \operatorname{Re} \left\{ \frac{1}{2\pi} \int_0^{2\pi} \log(\Psi(w) - \Phi(re^{i\tilde{\theta}})) d\tilde{\theta} \right\} \\
&= \lim_{r \rightarrow \gamma^+} \operatorname{Re}\{\log w\} = \ln |w|.
\end{aligned}$$

Indeed, we have  $\frac{1}{2\pi} \int_0^{2\pi} F_n(\Psi(re^{i\tilde{\theta}})) d\tilde{\theta} = 0$  for  $r > \gamma$ ,  $n \in \mathbb{N}$  because the series in (3.4) have zero constant term. From the continuity of the single layer potential it follows

$$\mathcal{S}_{\partial\Omega}[\tilde{\zeta}_0](z) = \begin{cases} \ln \gamma & \text{if } z \in \Omega, \\ \ln |w| & \text{if } z \in \mathbb{C} \setminus \Omega. \end{cases} \quad (5.1)$$

Let us recall the concept of capacity in  $\mathbb{R}^2$ . Let  $(\varphi, a) \in L^2(\partial\Omega) \times \mathbb{R}$  be the unique solution to the system

$$\begin{cases} \frac{1}{2\pi} \int_{\partial\Omega} \ln|z - \tilde{z}| \varphi(z) d\sigma(\tilde{z}) - a = 0 & \text{on } \partial\Omega, \\ \int_{\partial\Omega} \varphi(\tilde{z}) d\sigma(\tilde{z}) = 1. \end{cases} \quad (5.2)$$

With such  $a$  the logarithmic capacity of  $\partial\Omega$  is defined by  $\text{Cap}(\partial\Omega) := e^{2\pi a}$ . Since  $(\frac{1}{2\pi} \tilde{\zeta}_0(z), \frac{1}{2\pi} \ln \gamma)$  satisfies the system, one immediately observes

$$\gamma = \text{Cap}(\partial\Omega).$$

By applying the jump relations (2.2) to (5.1) we obtain

$$\mathcal{K}_{\partial\Omega}^*[\zeta_0] = \frac{1}{2} \zeta_0. \quad (5.3)$$

**Corollary 5.1** (Mendez and Reichel). *For a Lipschitz domain  $\Omega$  in  $\mathbb{R}^2$ ,  $\mathcal{K}_{\partial\Omega}^*[1] = \frac{1}{2}$  if and only if  $\Omega$  is a disk.*

*Proof.* It is enough to show 'only if' part. The kernel of the operator  $-\frac{1}{2}I + \mathcal{K}_{\partial\Omega}$  has a dimension 1. From (5.3), we have  $h(\rho, \theta) = C$  for some constant  $C$ . Then,  $\Psi'(w)$  is constant on  $\partial\Omega$ . Hence we finish the proof.  $\square$

Second, we expand the single layer potential on  $\partial\Omega$  by the geometric basis  $\{\zeta_{\pm m}\}_{m \in \mathbb{N}}$  that is defined by the Faber polynomials associated with  $\partial\Omega$ . We use the fact that for  $\varphi \in H_0^{-\frac{1}{2}}(\partial\Omega)$ , the function

$$u(z) := \mathcal{S}_{\partial\Omega}[\varphi](z), \quad z \in \mathbb{C},$$

is the unique solution to the transmission problem

$$\begin{cases} \Delta u = 0 & \text{in } \mathbb{R}^2 \setminus \partial\Omega, \\ u|_+ - u|_- = 0 & \text{on } \partial\Omega, \\ \frac{\partial u}{\partial \nu}|_+ - \frac{\partial u}{\partial \nu}|_- = \varphi & \text{on } \partial\Omega, \\ u(z) = O(|z|^{-1}) & \text{as } |z| \rightarrow \infty. \end{cases} \quad (5.4)$$

Remind that for each  $m \in \mathbb{N}$  the Faber polynomial satisfies

$$F_m(z) = w^m + c_{m,1}w^{-1} + c_{m,2}w^{-2} + \dots \quad \text{with } z = \Psi(w) \in \mathbb{C} \setminus \Omega. \quad (5.5)$$

Since  $\Psi(w)$  is conformal,  $\Psi^{-1}(w)$  is analytic. From (??), we have

$$\frac{\partial}{\partial \nu}(-w^m)|_+ = \frac{\partial}{\partial \nu}(\gamma^{2m} \overline{w^{-m}})|_+ = -m\gamma^m \zeta_m. \quad (5.6)$$

If we define

$$u(z) = \begin{cases} F_m(z) & \text{for } z \in \Omega, \\ F_m(z) - w^m + \gamma^{2m} \overline{w^{-m}} & \text{for } z \in \mathbb{C} \setminus \overline{\Omega}, \end{cases}$$

then  $u$  satisfies (5.4) with

$$\varphi = \frac{\partial u}{\partial \nu} \Big|_+ - \frac{\partial u}{\partial \nu} \Big|_- = \frac{\partial}{\partial \nu} \left( -w^m + \gamma^{2m} \overline{w^{-m}} \right) \Big|_+ = -2m\gamma^m \zeta_m(\theta).$$

Therefore the single layer potential for the geometric basis becomes

$$\mathcal{S}_{\partial\Omega}[\tilde{\zeta}_m](z) = \begin{cases} -\frac{1}{2m\gamma^m} F_m(z) & \text{for } z \in \Omega, \\ -\frac{1}{2m\gamma^m} \left( F_m(z) - w^m + \gamma^{2m} \overline{w^{-m}} \right) & \text{for } z \in \mathbb{C} \setminus \Omega, \end{cases} \quad (5.7)$$

for each  $m = 1, 2, \dots$

We then apply (5.5) to have

$$\mathcal{S}_{\partial\Omega}[\tilde{\zeta}_m](z) = \begin{cases} -\frac{1}{2m\gamma^m} F_m(z) & \text{for } z \in \Omega, \\ -\frac{1}{2m\gamma^m} \left( \sum_{k=1}^{\infty} c_{m,k} e^{-k(\rho+i\theta)} + \gamma^{2m} e^{m(-\rho+i\theta)} \right) & \text{for } z \in \mathbb{C} \setminus \Omega. \end{cases} \quad (5.8)$$

In view of the conjugate property  $\mathcal{S}_{\partial\Omega}[\tilde{\zeta}_{-m}](z) = \mathcal{S}_{\partial\Omega}[\overline{\tilde{\zeta}_m}] = \overline{\mathcal{S}_{\partial\Omega}[\tilde{\zeta}_m](z)}$ , we also have

$$\mathcal{S}_{\partial\Omega}[\tilde{\zeta}_{-m}](z) = \begin{cases} -\frac{1}{2m\gamma^m} \overline{F_m(z)} & \text{for } z \in \Omega, \\ -\frac{1}{2m\gamma^m} \left( \sum_{k=1}^{\infty} \overline{c_{m,k}} e^{-k(\rho-i\theta)} + \gamma^{2m} e^{m(-\rho-i\theta)} \right) & \text{for } z \in \mathbb{C} \setminus \Omega, \end{cases} \quad (5.9)$$

where  $c_{i,j}$  the Grunsky coefficients and  $z = \Psi(e^{\rho+i\theta})$  with  $\rho > \rho_0 = \ln \gamma$  for  $z \in \mathbb{C} \setminus \Omega$ . The series converges uniformly for all  $(\rho, \theta)$  such that  $\rho > \rho_1 > \rho_0$ .

Last, we compute the double layer potential on  $\partial\Omega$  for the geometric basis  $\{\eta(\theta)\}$ . We use the fact that for  $\psi \in L^2(\partial\Omega)$ , the function  $u = \mathcal{D}_{\partial\Omega}\psi$  with  $\psi \in L^2(\partial\Omega)$  is the unique solution to the transmission problem

$$\begin{cases} \Delta u = 0 & \text{in } \mathbb{R}^2 \setminus \partial\Omega, \\ u|_+ - u|_- = \psi & \text{on } \partial\Omega, \\ \frac{\partial u}{\partial \nu} \Big|_+ - \frac{\partial u}{\partial \nu} \Big|_- = 0 & \text{on } \partial\Omega, \\ u(x) = O(|x|^{-1}) & \text{as } |x| \rightarrow \infty. \end{cases} \quad (5.10)$$

By using the relations (5.5), (5.6) and (??) one can observe for each  $m = 1, 2, \dots$  that

$$\mathcal{D}_{\partial\Omega}[\tilde{\eta}_m](z) = \begin{cases} \frac{1}{2\gamma^m} F_m(z) & \text{for } z \in \Omega, \\ \frac{1}{2\gamma^m} \left( F_m(z) - w^m - \gamma^{2m} \overline{w^{-m}} \right) & \text{for } z \in \mathbb{C} \setminus \Omega. \end{cases} \quad (5.11)$$

$$= \begin{cases} \frac{1}{2\gamma^m} F_m(z) & \text{for } z \in \Omega, \\ \frac{1}{2\gamma^m} \left( \sum_{k=1}^{\infty} c_{m,k} e^{-k(\rho+i\theta)} - \gamma^{2m} e^{m(-\rho+i\theta)} \right) & \text{for } z \in \mathbb{C} \setminus \Omega \end{cases} \quad (5.12)$$

In view of the fact  $\mathcal{D}_{\partial\Omega}[\tilde{\eta}_{-m}](z) = \overline{\mathcal{D}_{\partial\Omega}[\tilde{\eta}_m](z)}$ , we also have

$$\mathcal{D}_{\partial\Omega}[\tilde{\eta}_{-m}](z) = \begin{cases} \frac{1}{2\gamma^m} \overline{F_m(z)} & \text{for } z \in \Omega, \\ \frac{1}{2\gamma^m} \left( \sum_{k=1}^{\infty} \overline{c_{m,k}} e^{-k(\rho-i\theta)} - \gamma^{2m} e^{m(-\rho-i\theta)} \right) & \text{for } z \in \mathbb{C} \setminus \Omega. \end{cases} \quad (5.13)$$

The series converges uniformly for all  $(\rho, \theta)$  such that  $\rho > \rho_1 > \rho_0$ . If  $m = 0$ , then we have

$$\mathcal{D}_{\partial\Omega}[1](z) = \begin{cases} 1 & \text{for } z \in \Omega, \\ 0 & \text{for } z \in \mathbb{C} \setminus \Omega. \end{cases} \quad (5.14)$$

Assume now  $n, m > 0$ . We use (5.8) and (5.6) to have

$$\begin{aligned} \mathcal{K}_{\partial\Omega}^*[\tilde{\zeta}_m](z) &= \frac{\partial}{\partial\nu} \mathcal{S}_{\partial\Omega}[\tilde{\zeta}_m] \Big|_+ - \frac{1}{2} \zeta_m = -\frac{1}{2m\gamma^m} \frac{\partial}{\partial\nu} (F_m(z) - w^m) \Big|_+ \\ &= \lim_{\rho \rightarrow \rho_0} \left( \frac{1}{h(\rho, \theta)} \frac{1}{2m\gamma^m} \sum_{k=1}^{\infty} k c_{m,k} e^{-k\rho} e^{-ik\theta} \right) \\ &= \frac{1}{2} \lim_{\rho \rightarrow \rho_0} \left( \sum_{k=1}^{\infty} \frac{k}{m} \frac{c_{m,k}}{\gamma^m e^{k\rho}} \frac{e^{-ik\theta}}{h(\rho, \theta)} \right) \end{aligned} \quad (5.15)$$

By taking the complex conjugate, it follows

$$\mathcal{K}_{\partial\Omega}^*[\tilde{\zeta}_{-m}] = \frac{1}{2} \lim_{\rho \rightarrow \rho_0} \left( \sum_{k=1}^{\infty} \frac{k}{m} \frac{\overline{c_{m,k}}}{\gamma^m e^{k\rho}} \frac{e^{ik\theta}}{h(\rho, \theta)} \right). \quad (5.16)$$

We can similarly derive the expression for the operator  $\mathcal{K}_{\partial\Omega}$ :

$$\begin{aligned} \mathcal{K}_{\partial\Omega}[\tilde{\eta}_m] &= \frac{1}{2} \lim_{\rho \rightarrow \rho_0} \left( \sum_{k=1}^{\infty} \frac{k}{m} \frac{c_{m,k}}{\gamma^m e^{k\rho}} e^{-ik\theta} \right), \\ \mathcal{K}_{\partial\Omega}[\tilde{\eta}_{-m}] &= \frac{1}{2} \lim_{\rho \rightarrow \rho_0} \left( \sum_{k=1}^{\infty} \frac{k}{m} \frac{\overline{c_{m,k}}}{\gamma^m e^{k\rho}} e^{ik\theta} \right). \end{aligned}$$

Note that on  $\partial\Omega$  the single layer potential has the boundary value

$$\mathcal{S}_{\partial\Omega}[\tilde{\zeta}_m](z) = -\frac{1}{2m} \sum_{k=1}^{\infty} \frac{c_{m,k}}{\gamma^{m+k}} \tilde{\eta}_{-k} - \frac{1}{2m} \tilde{\eta}_m.$$

In other words, for  $m > 0$  the single layer potential satisfies

$$\begin{aligned} \mathcal{S}_{\partial\Omega}[\zeta_m](z) &= \sqrt{m} \mathcal{S}_{\partial\Omega}[\tilde{\zeta}_m](z) = -\frac{1}{2} \eta_m(z) - \mathcal{K}_{\partial\Omega}[\eta_m], \\ \mathcal{S}_{\partial\Omega}[\zeta_{-m}](z) &= \overline{\mathcal{S}_{\partial\Omega}[\zeta_m](z)} = -\frac{1}{2} \eta_{-m}(z) - \mathcal{K}_{\partial\Omega}[\eta_{-m}]. \end{aligned}$$

## 5.2 Transmission problem solution

**Lemma 5.2.** For any  $m \in \mathbb{N}$  the solution to the transmission problem (??) with  $H(z) = F_m(z)$  is

$$u(z) = \mathcal{S}_{\partial\Omega}[g_m](z) + F_m(z)$$

where

$$g_m(z) = 2m\gamma^m \tilde{\zeta}_m(z) + m\gamma^m(1-2\lambda)(\lambda I - \mathcal{K}_{\partial\Omega})^{-1}[\tilde{\zeta}_m](z)$$

with  $\lambda = \frac{\sigma_\Omega + 1}{2(\sigma_\Omega - 1)}$ .

*Proof.* We need to find the density function  $g_m(z)$  which satisfies

$$(\lambda I - \mathcal{K}_{\partial\Omega}^*)g_m = \frac{\partial F_m}{\partial\nu} \Big|_{\partial\Omega}. \quad (5.17)$$

By taking the interior normal derivative of the single layer potential we have

$$\left(-\frac{1}{2}I + \mathcal{K}_{\partial\Omega}^*\right)\tilde{\zeta}_m = -\frac{1}{2m\gamma^m} \frac{\partial F_m}{\partial\nu} \Big|_{\partial\Omega}. \quad (5.18)$$

Hence the equation (5.17) becomes

$$\begin{aligned} (\lambda I - \mathcal{K}_{\partial\Omega}^*)g_m &= m\gamma^m \left( \tilde{\zeta}_m - 2\mathcal{K}_{\partial\Omega}^*[\tilde{\zeta}_m] \right) \\ &= m\gamma^m \left( (1-2\lambda)\tilde{\zeta}_m + (2\lambda I - 2\mathcal{K}_{\partial\Omega}^*)\tilde{\zeta}_m \right). \end{aligned}$$

By putting  $(\lambda I - \mathcal{K}_{\partial\Omega}^*)^{-1}$  to both sides we finish the proof.  $\square$

### Proof of Theorem 1.1

As before we let  $z = \Psi(w)$  be the exterior conformal mapping given as (1.2). Since  $d\sigma(z) = h(\rho, \theta)d\theta$ , we have

$$\begin{aligned} \int_{\partial\Omega} z \tilde{\zeta}_m(z) d\sigma(z) &= \int_0^{2\pi} \left( e^{\rho_0 + i\theta} + a_0 + a_1 e^{-\rho_0 - i\theta} + \dots \right) \frac{e^{im\theta}}{h(\rho_0, \theta)} h(\rho_0, \theta) d\theta \\ &= \frac{2\pi}{\gamma^m} a_m \quad \text{for } m = -1, 1, 0, \dots \end{aligned} \quad (5.19)$$

Recall that, by taking the interior normal derivative of the single layer potential,  $\tilde{\zeta}$  satisfies

$$\left(-\frac{1}{2}I + \mathcal{K}_{\partial\Omega}^*\right)\tilde{\zeta}_m = -\frac{1}{2m\gamma^m} \frac{\partial F_m}{\partial\nu} \Big|_{\partial\Omega}. \quad (5.20)$$

Note that

$$\tilde{\zeta}_m = \tilde{\zeta}_0^{-m+1} \tilde{\zeta}_1^m, \quad \tilde{\zeta}_{-m}(z) = \overline{\tilde{\zeta}_m(z)} \quad (5.21)$$

and

$$|\zeta_1(\theta)| = \frac{1}{h(\rho, \theta)} = \tilde{\zeta}_0(\theta). \quad (5.22)$$

Applying these relations to (5.19), we have

$$\gamma = \frac{1}{2\pi} \int_{\partial\Omega} z \tilde{\zeta}_{-1}(z) d\sigma(z) = \frac{1}{2\pi} \int_{\partial\Omega} z \frac{1}{2\gamma} \overline{\left(\frac{1}{2}I - \mathcal{K}_{\partial\Omega}^*\right) \frac{\partial F_1}{\partial\nu}} d\sigma(z).$$

For  $k = 0, 1, 2, \dots$ , we have

$$\begin{aligned} a_m &= \frac{\gamma^m}{2\pi} \int_{\partial\Omega} z \tilde{\zeta}_0^{-m+1} \tilde{\zeta}_1^m d\sigma(z) \\ &= \frac{\gamma^m}{2\pi} \int_{\partial\Omega} z |\tilde{\zeta}_1|^{-m+1} \zeta_1^m d\sigma(z). \end{aligned}$$

Remind that  $F_1(z) = z - a_0$ . So we have

$$\tilde{\zeta}_1(z) = \frac{1}{2\gamma} \left( \frac{1}{2}I - \mathcal{K}_{\partial\Omega}^* \right)^{-1} (\nu_1 + i\nu_2) \Big|_{\partial\Omega}.$$

Therefore we prove the theorem.  $\square$

### 5.3 Ellipse case

Consider the conformal mapping

$$\Psi(w) = w + \frac{a}{w}.$$

Then for each  $\rho > \rho_0$ ,  $\Psi(e^{\rho+i\theta})$  is an parametric representation of an ellipse. Substitute  $\Psi(w)$  into (3.1) gives

$$\begin{aligned} \frac{w\Psi'(w)}{\Psi(w) - z} &= 1 + \frac{zw - 2a}{w^2 - zw + a} \\ &= 1 + \frac{(w_1 + w_2)w - 2w_1w_2}{(w - w_1)(w - w_2)} = 1 + \left( \frac{w_1}{w - w_1} + \frac{w_2}{w - w_2} \right) \\ &= 1 + \sum_{n=1}^{\infty} (w_1^n + w_2^n) w^{-n} \end{aligned}$$

where

$$w_1 = \frac{z + \sqrt{z^2 - 4a}}{2} \quad \text{and} \quad w_2 = \frac{z - \sqrt{z^2 - 4a}}{2}.$$

Comparing with the right hand side of the equation (3.1), the Faber polynomials associated with the ellipse are

$$\begin{aligned} F_0(z) &= 1 \\ F_m(z) &= \frac{1}{2^m} \left[ \left( z + \sqrt{z^2 - 4a} \right)^m + \left( z - \sqrt{z^2 - 4a} \right)^m \right] \end{aligned}$$

for each  $m = 1, 2, \dots$ .

For each  $m \in \mathbb{N}$ ,  $F_m(\Psi(w)) = w^m + \frac{a^m}{w^m}$  so that the Grunsky coefficients are

$$c_{m,k} = \begin{cases} a^k & \text{if } k = m, \\ 0 & \text{otherwise.} \end{cases}$$

From (5.15) and (5.16) it follows

$$\mathcal{K}_{\partial\Omega}^*[\tilde{\zeta}_m](z) = \frac{1}{2} \frac{a^m}{\gamma^{2m}} \tilde{\zeta}_{-m}(z) \tag{5.23}$$

$$\mathcal{K}_{\partial\Omega}^*[\tilde{\zeta}_{-m}](z) = \frac{1}{2} \frac{\overline{a^m}}{\gamma^{2m}} \tilde{\zeta}_m(z). \tag{5.24}$$

Hence in the finite dimensional subspace  $Span(\tilde{\zeta}_{-m}, \tilde{\zeta}_m)$ ,  $\mathcal{K}_{\partial\Omega}^*$  corresponds to the  $2 \times 2$  matrix

$$\frac{1}{2\gamma^{2m}} \begin{bmatrix} 0 & a^m \\ \frac{1}{a^m} & 0 \end{bmatrix}.$$

In particular,  $\mathcal{K}_{\partial\Omega}^*$  has the eigenvalues and the corresponding eigenfunctions

$$\pm \frac{1}{2} \frac{|a|^m}{\gamma^{2m}}, \quad \pm \left( \frac{a}{|a|} \right)^m \tilde{\zeta}_{-m} + \tilde{\zeta}_m$$

for each  $m = 1, 2, \dots$

## 6 The NP-operators in $K^{\frac{1}{2}}(\partial\Omega)$ and $K^{-\frac{1}{2}}(\partial\Omega)$

### 6.1 Symmetrization of the Grunsky's coefficients

We can symmetrize the Grunsky's coefficients as

$$\tilde{\mu}_{k,m} = \sqrt{\frac{m}{k}} \frac{c_{k,m}}{\gamma^{m+k}} \quad \text{for } k, m > 0.$$

The Grunsky's identity  $mc_{k,m} = kc_{m,k}$  implies that  $\tilde{\mu}_{k,m} = \tilde{\mu}_{m,k}$  for all  $m, k > 0$ . The estimates (A.4) in the appendix implies

$$\sum_{k=1}^{\infty} |\tilde{\mu}_{m,k}|^2 = \sum_{k=1}^{\infty} |\tilde{\mu}_{k,m}|^2 \leq 1. \quad (6.1)$$

As a direct consequence of the NP operators expressions at the end of Section 5.1 we have for each  $m > 0$  that

$$\mathcal{K}_{\partial\Omega}^*[\zeta_m] = \frac{1}{2} \sum_{k=1}^{\infty} \tilde{\mu}_{k,m} \zeta_{-k}, \quad \mathcal{K}_{\partial\Omega}^*[\zeta_{-m}] = \frac{1}{2} \sum_{k=1}^{\infty} \overline{\tilde{\mu}_{k,m}} \zeta_k, \quad (6.2)$$

$$\mathcal{K}_{\partial\Omega}[\eta_m] = \frac{1}{2} \sum_{k=1}^{\infty} \tilde{\mu}_{k,m} \eta_{-k}, \quad \mathcal{K}_{\partial\Omega}[\eta_{-m}] = \frac{1}{2} \sum_{k=1}^{\infty} \overline{\tilde{\mu}_{k,m}} \eta_k. \quad (6.3)$$

Now, we extend the definition of the modified Grunsky coefficients to signed indexes as

$$\mu_{k,m} = \begin{cases} \tilde{\mu}_{|k|,m} & \text{if } k < 0, m > 0, \\ \overline{\tilde{\mu}_{k,|m|}} & \text{if } k > 0, m < 0, \\ 1/2 & \text{if } m = k = 0, \\ 0 & \text{if } mk > 0, \end{cases}$$

then it is an self-adjoint doubly infinite matrix, in other words

$$\mu_{k,m} = \overline{\mu_{m,k}} \quad \text{for all } k, m \in \mathbb{Z}. \quad (6.4)$$

The formulars (6.2) and (6.3) becomes simpler infinite series: for each  $m \in \mathbb{Z}$ ,

$$\mathcal{K}_{\partial\Omega}^*[\zeta_m] = \frac{1}{2} \sum_{k=-\infty}^{\infty} \mu_{k,m} \zeta_k, \quad (6.5)$$

$$\mathcal{K}_{\partial\Omega}[\eta_m] = \frac{1}{2} \sum_{k=-\infty}^{\infty} \mu_{k,m} \eta_k. \quad (6.6)$$

Thanks to (6.1) the series in (6.5) belongs to  $K^{\frac{1}{2}}(\partial\Omega, h)$  and the series in (6.6) to  $K^{-\frac{1}{2}}(\partial\Omega, \frac{1}{h})$ .

We have  $(\mathcal{K}_{\partial\Omega}^*[\zeta_m], \zeta_k)_{-1/2} = \frac{1}{2} \mu_{k,m}$  and  $(\zeta_m, \mathcal{K}_{\partial\Omega}^*[\zeta_k])_{-1/2} = \frac{1}{2} \overline{\mu_{m,k}}$ . In view of (6.4) the symmetric property

$$(\zeta_m, \mathcal{K}_{\partial\Omega}^*[\zeta_k])_{-1/2} = (\mathcal{K}_{\partial\Omega}^*[\zeta_m], \zeta_k)_{-1/2} \quad (6.7)$$

holds for any  $m, k \in \mathbb{Z}$ . Similarly, we also have

$$(\eta_m, \mathcal{K}_{\partial\Omega}[\eta_k])_{1/2} = (\mathcal{K}_{\partial\Omega}[\eta_m], \eta_k)_{1/2}. \quad (6.8)$$

Recall that we denote by  $(\cdot, \cdot)_{-1/2, 1/2}$  the dual pairing between  $K^{-\frac{1}{2}}$  and  $K^{\frac{1}{2}}$ . We have

$$(\zeta_n, \mathcal{K}_{\partial\Omega}[\eta_m])_{-1/2, 1/2} = \frac{1}{2} \overline{\mu_{n,m}} = \frac{1}{2} \mu_{m,n} = (\mathcal{K}_{\partial\Omega}^*[\zeta_n], \eta_m)_{-1/2, 1/2}. \quad (6.9)$$

## 6.2 Definition and duality of the NP operators on $K^{\frac{1}{2}}(\partial\Omega)$ and $K^{-\frac{1}{2}}(\partial\Omega)$

Fix a function  $\varphi = \sum_{m=-\infty}^{\infty} a_m \eta_m \in K^{\frac{1}{2}}(\partial\Omega)$ . We denote by  $Q_K \varphi$  the projection of  $\varphi$  to the spanned space generated by  $\{\eta_0, \eta_{\pm 1}, \dots, \eta_{\pm N}\}$  for each  $N \in \mathbb{N}$ . From the discussion in the previous section  $\mathcal{K}_{\partial\Omega}[Q_K \varphi]$  belongs to  $K^{\frac{1}{2}}(\partial\Omega)$ . We set

$$f_N := \mathcal{K}_{\partial\Omega}[Q_K \varphi] \in K^{\frac{1}{2}}(\partial\Omega).$$

Note that

$$\begin{aligned} f_N &= \frac{1}{2} \sum_{k=-\infty}^{\infty} \left( \sum_{m=-N}^N \mu_{k,m} a_m \right) \eta_k \\ &= \frac{1}{2} a_0 \eta_0 + \frac{1}{2} \sum_{k=1}^{\infty} \sum_{m=1}^N \tilde{\mu}_{k,m} a_m \eta_{-k} + \frac{1}{2} \sum_{k=1}^{\infty} \sum_{m=1}^N \overline{\tilde{\mu}_{k,m}} a_{-m} \eta_k. \end{aligned}$$

Using the bounds (A.3) in the appendix, that is

$$\sum_{k=1}^{\infty} \left| \sum_{n=n_1}^{n_2} \mu_{k,n} a_n \right|^2 \leq \sum_{n=n_1}^{n_2} |a_n|^2 \quad \text{for any } 1 \leq n_1 \leq n_2,$$

we observe that the function sequence  $(f_k)_{k \in \mathbb{N}}$  is a Cauchy sequence in  $K^{\frac{1}{2}}(\partial\Omega)$ . The limit of  $f_k$  in  $K^{\frac{1}{2}}(\partial\Omega)$  (which is a  $l^2(\mathbb{C})$  sense) is

$$\lim_{N \rightarrow \infty} f_N = \frac{1}{2} \sum_{k=-\infty}^{\infty} \left( \sum_{m=-\infty}^{\infty} \mu_{k,m} a_m \right) \eta_k.$$

**Definition 3.** We define  $\tilde{\mathcal{K}}_{\partial\Omega} : K^{\frac{1}{2}}(\partial\Omega) \rightarrow K^{\frac{1}{2}}(\partial\Omega)$  as

$$\tilde{\mathcal{K}}_{\partial\Omega}[\varphi] := \lim_{N \rightarrow \infty} \mathcal{K}_{\partial\Omega}[Q_N \varphi] \quad \text{for } \varphi \in K^{\frac{1}{2}}(\partial\Omega), \quad (6.10)$$

in other words

$$\tilde{\mathcal{K}}_{\partial\Omega} = \frac{1}{2} \sum_{k=-\infty}^{\infty} \sum_{m=-\infty}^{\infty} \mu_{k,m} (\eta_k \otimes \eta_m). \quad (6.11)$$

The convergence (6.10) is of  $\|\cdot\|_{1/2}$  norm sense.

Now we define the dual operator of  $\tilde{\mathcal{K}}_{\partial\Omega}$ . Recall that any finite combination of  $\zeta_m$ 's belong to  $L^2(\partial\Omega)$  so that  $\mathcal{K}_{\partial\Omega}^*[P_n \psi] \in L^2(\partial\Omega)$  for any  $\psi \in K^{-\frac{1}{2}}(\partial\Omega)$ . Here  $P_n$  means the projection to the spanned space generated by  $\{\zeta_0, \zeta_{\pm 1}, \dots, \zeta_{\pm N}\}$ . Fix a function  $\psi = \sum_{m=-\infty}^{\infty} a_m \zeta_m$ . For each  $n \in \mathbb{N}$  we set

$$g_N := \mathcal{K}_{\partial\Omega}^*[P_N \psi] \in L^2(\partial\Omega).$$

Note that

$$\begin{aligned} g_N &= \frac{1}{2} \sum_{k=-\infty}^{\infty} \left( \sum_{m=-N}^N \mu_{k,m} a_m \right) \zeta_k \\ &= \frac{1}{2} a_0 \zeta_0 + \frac{1}{2} \sum_{k=1}^{\infty} \sum_{m=1}^N \tilde{\mu}_{k,m} a_m \zeta_{-k} + \frac{1}{2} \sum_{k=1}^{\infty} \sum_{m=1}^N \overline{\tilde{\mu}_{k,m}} a_{-m} \zeta_k. \end{aligned}$$

From (A.3) the sequence  $(g_N)_{N \in \mathbb{N}}$  is a Cauchy sequence in  $K^{-\frac{1}{2}}(\partial\Omega)$ .

**Definition 4.** We define  $\tilde{\mathcal{K}}_{\partial\Omega}^* : K^{-\frac{1}{2}}(\partial\Omega) \rightarrow K^{-\frac{1}{2}}(\partial\Omega)$  as

$$\tilde{\mathcal{K}}_{\partial\Omega}^*[\psi] = \lim_{N \rightarrow \infty} \mathcal{K}_{\partial\Omega}^*[P_N \psi] \quad \text{for } \psi \in K^{-\frac{1}{2}}(\partial\Omega), \quad (6.12)$$

in other words

$$\tilde{\mathcal{K}}_{\partial\Omega}^* = \frac{1}{2} \sum_{k=-\infty}^{\infty} \sum_{m=-\infty}^{\infty} \mu_{k,m} (\zeta_k \otimes \zeta_m). \quad (6.13)$$

The convergence in (6.12) is of  $\|\cdot\|_{-1/2}$  norm sense.

**Lemma 6.1.** For any  $\psi \in K^{-\frac{1}{2}}(\partial\Omega), \varphi \in K^{\frac{1}{2}}(\partial\Omega)$ , the following duality relation holds:

$$(\varphi, \tilde{\mathcal{K}}_{\partial\Omega}[\psi])_{-1/2, 1/2} = (\tilde{\mathcal{K}}_{\partial\Omega}^*[\varphi], \psi)_{-1/2, 1/2}.$$

*Proof.* For any  $\varphi \in K^{-\frac{1}{2}}, \psi \in K^{\frac{1}{2}}$ , we have

$$\begin{aligned} (\psi, \tilde{\mathcal{K}}_{\partial\Omega}[\varphi])_{-1/2, 1/2} &= \lim_{K \rightarrow \infty} (Q_K \psi, \mathcal{K}_{\partial\Omega}[P_K \varphi])_{-1/2, 1/2} \\ &= \lim_{K \rightarrow \infty} (\mathcal{K}_{\partial\Omega}^*[Q_K \psi], P_K \varphi)_{-1/2, 1/2} \\ &= (\tilde{\mathcal{K}}_{\partial\Omega}^*[\psi], \varphi)_{-1/2, 1/2} \end{aligned}$$

by using the convergence properties and (6.9).  $\square$

We similarly define the single-layer potential for the density  $\varphi \in K^{-\frac{1}{2}}(\partial\Omega)$  in the exterior of  $\Omega$ :

$$\tilde{\mathcal{S}}_{\partial\Omega}[\varphi](z) = \lim_{N \rightarrow \infty} \mathcal{S}_{\partial\Omega}[P_N \varphi](z), \quad z \in \mathbb{C} \setminus \Omega.$$

Therefore, for  $\varphi = \sum_{m=-\infty}^{\infty} a_m \zeta_m(z) \in K^{-\frac{1}{2}}$  we have

$$\mathcal{S}_{\partial\Omega} \left[ \sum_{m=-\infty}^{\infty} a_m \zeta_m(z) \right] = - \left( \frac{1}{2}I + \mathcal{K}_{\partial\Omega} \right) \left[ \sum_{m=-\infty}^{\infty} a_m \eta_m(z) \right]. \quad (6.14)$$

Recall the inner-product  $(\varphi, \psi)_{\mathcal{S}} = -\langle \varphi, \mathcal{S}_{\partial\Omega}[\psi] \rangle_{H^{-\frac{1}{2}}(\partial\Omega), H^{\frac{1}{2}}(\partial\Omega)}$ . We can express the modified inner-product in a series form as follows.

Let  $\varphi, \psi \in K^{-\frac{1}{2}}$ . Set  $\varphi = \sum a_m \zeta_m, \psi = \sum b_m \zeta_m$ . Then, thanks to (6.14) we obtain

$$\begin{aligned} (\varphi, \psi)_{\tilde{\mathcal{S}}} &= - \left\langle \sum a_m \zeta_m, \left( \frac{1}{2}I + \mathcal{K}_{\partial\Omega} \right) \left[ \sum b_m \eta_m \right] \right\rangle \\ &= -(a_m)^T \left( \frac{1}{2}I + [\mathcal{K}_{\partial\Omega}] \right) (\overline{b_m}). \end{aligned}$$

From Lemma 4.3 we have the following.

**Lemma 6.2.** *If  $\Omega$  is simply connected domain with  $C^{1,\alpha}$ -boundary for some  $\alpha \in (0, 1)$ , then*

$$\tilde{\mathcal{K}}_{\partial\Omega} = \mathcal{K}_{\partial\Omega} \quad \text{on } H^{\frac{1}{2}}(\partial\Omega), \quad (6.15)$$

$$\tilde{\mathcal{K}}_{\partial\Omega}^* = \mathcal{K}_{\partial\Omega}^* \quad \text{on } H^{-\frac{1}{2}}(\partial\Omega). \quad (6.16)$$

### 6.3 Symmetric matrix expression for the NP operators

For  $\varphi = \sum_{m=-\infty}^{\infty} a_m \zeta_m \in K^{-\frac{1}{2}}(\partial\Omega)$ ,  $\tilde{\mathcal{K}}_{\partial\Omega}^*[\varphi]$  has the series form

$$\tilde{\mathcal{K}}_{\partial\Omega}^*[\varphi] = \frac{1}{2} \sum_{k=-\infty}^{\infty} b_k \zeta_k, \quad b_k = \sum_{m=-\infty}^{\infty} \mu_{k,m} a_m.$$

We have

$$\begin{aligned} \|(b_k)\|_{l^2}^2 &= \sum_{k=-\infty}^{\infty} |b_k|^2 = |b_0|^2 + \sum_{k=1}^{\infty} |b_k|^2 + \sum_{k=-\infty}^{-1} |b_k|^2 \\ &= |b_0|^2 + \sum_{k=1}^{\infty} \left| \sum_{m=-\infty}^{-1} \mu_{k,m} a_m \right|^2 + \sum_{k=-\infty}^{-1} \left| \sum_{m=1}^{\infty} \mu_{k,m} a_m \right|^2 \\ &\leq \frac{1}{4} \|(a_m)\|_{l^2}^2. \end{aligned} \quad (6.17)$$

The last inequality is from (A.3).

We can identify the operator  $\tilde{\mathcal{K}}_{\partial\Omega}^*[\varphi] : K^{-\frac{1}{2}}(\partial\Omega) \rightarrow K^{-\frac{1}{2}}(\partial\Omega)$  with the boundary linear operator  $[\tilde{\mathcal{K}}_{\partial\Omega}^*] : l^2(\mathbb{C}) \rightarrow l^2(\mathbb{C})$  where for arbitrary  $a = (a_m)_{m \in \mathbb{Z}}$ , the operator is given by

$$[\tilde{\mathcal{K}}_{\partial\Omega}^*]a = b, \quad b_k = \sum_{m=-\infty}^{\infty} \mu_{k,m} a_m.$$



## 6.4 Finite section method

In this section, we consider the numerical approximation of the solution to the boundary integral equation  $(\lambda I - \mathcal{K}_{\partial\Omega}^*)x = y$  and the spectrum of the NP-operator  $\mathcal{K}_{\partial\Omega}^*$  by the finite dimensional matrix operator. Such approach is natural to the problem of finding a solution to an infinite dimensional linear system of equations or finding an eigenvalue.

More precisely speaking, we apply the finite section method to  $(\lambda I - \tilde{\mathcal{K}}_{\partial\Omega}^*)x = y$  on  $K^{-\frac{1}{2}}(\partial\Omega)$ . Recall that  $K^{-\frac{1}{2}}(\partial\Omega)$  is a separable Hilbert space. We set  $H = K^{-\frac{1}{2}}$  and for each  $n \in \mathbb{N}$ ,

$$H_n = \text{span} \{ \zeta_{-n}, \zeta_{-n+1}, \dots, \zeta_{-1}, \zeta_1, \dots, \zeta_{n-1}, \zeta_n \},$$

so that  $H_n$  is an increasing sequence of finite-dimensional subspaces of  $H$  such that the union of  $H_n$  is dense in  $H$ . We may identify the orthogonal projection operator  $P_n$  to  $H_n$  as the operator on  $l_0^2(\mathbb{C})$  given by

$$P_n(a) = (\dots, 0, 0, a_{-n}, \dots, a_{-2}, a_{-1}, a_1, a_2, \dots, a_n, 0, 0, \dots) \quad \text{for } a \in l_0^2(\mathbb{C}).$$

Clearly, we have

$$\|P_n a - a\|_{l^2}^2 = \sum_{|m| \leq n} |a_m|^2 \rightarrow 0 \quad \text{as } n \rightarrow \infty,$$

so that  $P_n a \rightarrow a$  as  $n \rightarrow \infty$ . We denote  $[\tilde{\mathcal{K}}_{\partial\Omega}^*]_N$  the  $n$ -th section of  $[\mathcal{K}_{\partial\Omega}^*]$ , that is

$$[\mathcal{K}_{\partial\Omega}^*]_N = P_n [\mathcal{K}_{\partial\Omega}^*] P_n.$$

We identify the range of  $P_n$  with  $\mathbb{C}^{2n}$  and  $[\mathcal{K}_{\partial\Omega}^*]_N$  with  $2n \times 2n$ -matrix.

We aim to solve the equation  $(\lambda I - \tilde{\mathcal{K}}_{\partial\Omega}^*)x = y$  by a sequence  $\{x_n\}$  of solutions to the finite dimensional system

$$P_n(\lambda I - \tilde{\mathcal{K}}_{\partial\Omega}^*)P_n x_n = P_n y, \quad n = 1, 2, \dots$$

**Theorem 6.5** (Approximation solution for the integral equation). *For  $|\lambda| > \frac{1}{2}$  the projection method for  $(\lambda I - \tilde{\mathcal{K}}_{\partial\Omega}^*)$  converges, i.e., there exists an integer  $N$  such that for each  $y \in K^{-\frac{1}{2}}(\partial\Omega)$  and  $n \geq N$ , there exists a solution  $x_n$  in  $H_n$  to the equation  $P_n(\lambda I - \tilde{\mathcal{K}}_{\partial\Omega}^*)P_n x_n = P_n y$ , which is unique in  $H_n$ , and the sequence  $\{x_n\}$  converges to  $(\lambda I - \mathcal{K}_{\partial\Omega}^*)^{-1}y$ .*

*Proof.* Note that  $\|I - (I - \frac{1}{\lambda}\tilde{\mathcal{K}}_{\partial\Omega}^*)\| = \frac{1}{\lambda}\|\tilde{\mathcal{K}}_{\partial\Omega}^*\| < 1$ . From Corollary B.2 in the appendix the projection method converges.  $\square$

We set

$$A_n = P_n A P_n$$

and consider  $A_n$  as the truncation of  $A$  to an  $n \times n$ -matrix. We denote by

$$\lambda_1(A_n) \geq \lambda_2(A_n) \geq \dots \geq \lambda_n(A_n) \tag{6.19}$$

the eigenvalues of  $A_n$  repeated according to multiplicity in nonincreasing order.

**Proposition 6.6** (Theorem 3.1 in [4]). *Let  $A \in \mathcal{B}(H)$  be self-adjoint. Then*

$$\lim_{n \rightarrow \infty} \lambda_k(A_n) = \begin{cases} \lambda_k^+(A) & \text{if } R = \infty \text{ or } 1 \leq k \leq R, \\ \mu & \text{if } R < \infty \text{ and } k \geq R + 1, \end{cases} \quad (6.20)$$

$$\lim_{n \rightarrow \infty} \lambda_{n+1-k}(A_n) = \begin{cases} \lambda_k^-(A) & \text{if } S = \infty \text{ or } 1 \leq k \leq S, \\ \nu & \text{if } S < \infty \text{ and } k \geq S + 1, \end{cases} \quad (6.21)$$

In particular,

$$\lim_{n \rightarrow \infty} \lambda_k(A_n) \geq \mu \geq \nu \geq \lim_{n \rightarrow \infty} \lambda_{n+1-k}(A_n) \quad \text{for all } k \geq 1$$

and

$$\lim_{k \rightarrow \infty} \lim_{n \rightarrow \infty} \lambda_k(A_n) = \mu, \quad \lim_{k \rightarrow \infty} \lim_{n \rightarrow \infty} \lambda_{n+1-k}(A_n) = \nu.$$

**Theorem 6.7** (Eigenvalue computation for  $\tilde{\mathcal{K}}_{\partial\Omega}^*$ ). *When the domain has  $C^{1,\alpha}$  boundary  $\mathcal{K}_{\partial\Omega}^*$  is compact operator in  $L^2(\partial\Omega)$ . Thus  $\mathcal{K}_{\partial\Omega}^*$  is compact self-adjoint operator in  $(L_0^2(\partial\Omega), \|\cdot\|_A)$ . By the following proposition ([4], theorem 3.1), we can approximate the  $L_0^2(\partial\Omega)$  eigenvalues of  $\mathcal{K}_{\partial\Omega}^*$  by the eigenvalues of the finite dimensional matrix.*

## 6.5 Numerical examples

For a smooth domain  $\Omega$ , the spaces  $K^{-\frac{1}{2}}(\partial\Omega)$  and  $K^{\frac{1}{2}}(\partial\Omega)$  respectively coincide with  $H^{-\frac{1}{2}}(\partial\Omega)$  and  $H^{\frac{1}{2}}(\partial\Omega)$ . Moreover,  $\tilde{\mathcal{K}}_{\partial\Omega} = \mathcal{K}_{\partial\Omega}$  and  $\tilde{\mathcal{K}}_{\partial\Omega}^* = \mathcal{K}_{\partial\Omega}^*$ . Hence one can approximate the transmission problem solution and the eigenvalues for the NP operators by applying the finite section method.

In this section we give numerical examples for the NP operators of a smooth domain, which is given by an exterior conformal mapping have only finite terms  $\Psi(w) = w + a_0 + \frac{a_1}{w} + \frac{a_2}{w^2} + \dots + \frac{a_N}{w^N}$  for  $|w| \geq \gamma$ .

**Example 1.** Figure 6.1 shows the eigenvalues of  $\mathcal{K}_{\partial\Omega}^*$  of a smooth domain  $\Omega$ . The eigenvalues are computed by projecting the operator to  $H_{100}$  space. The eigenvalues calculated using  $[\mathcal{K}_{\partial\Omega}^*]_N$  with various  $N$  are given in Table 2

	$[\mathcal{K}_{\partial\Omega}^*]_{10}$	$[\mathcal{K}_{\partial\Omega}^*]_{25}$	$[\mathcal{K}_{\partial\Omega}^*]_{100}$
$\lambda_1^+$	0.273558129190339	0.273558172995812	0.273558172996823
$\lambda_2^+$	0.156056092355289	0.156056664309330	0.156056664318575
$\lambda_3^+$	0.0859247988176952	0.0859480356185409	0.0859480356609182
$\lambda_4^+$	0.0494465179065547	0.0496590062381220	0.0496590063829059
$\lambda_5^+$	0.0309734543945057	0.0319544507137494	0.0319544514943216
$\lambda_6^+$	0.0131127593266966	0.0193300891854449	0.0193300897106055
$\lambda_7^+$	0.00194937208308878	0.00776576627656122	0.00776578032772436
$\lambda_8^+$	0.000974556412340587	0.00585359278858573	0.00585361352314610
$\lambda_9^+$	0.000178694695157472	0.00262352270034986	0.00262389455625349
$\lambda_{10}^+$	0.000118463567811146	0.00194010061907249	0.00194031822065751

Table 2: Eigenvalues of  $[\mathcal{K}_{\partial\Omega}^*]_N$ ,  $N = 10, 25, 100$ , for  $\Omega$  given in Figure 6.1.

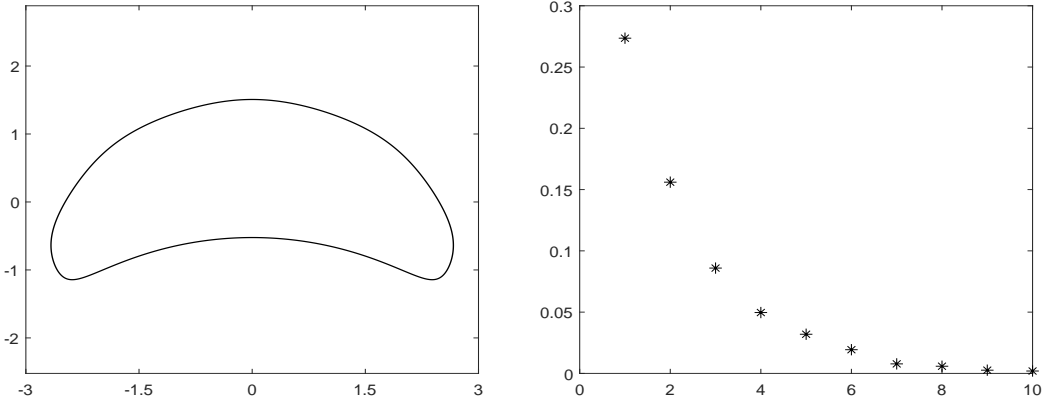


Figure 6.1: Eigenvalues of a smooth domain  $\Omega$ . The domain is given by the conformal mapping  $\Psi(z) = z + \frac{1.5}{z} - \frac{1.5i}{z^2} - \frac{1.5}{z^3} + \frac{1.5i}{z^4} + \frac{1.5}{z^5} - \frac{1.5i}{z^6}$  with  $\gamma = 2$ . The left figure shows the geometry of  $\Omega$ , and the right figure is the graph of the eigenvalues  $\lambda_n^+$  values against  $n$ . The values are computed using  $[\mathcal{K}_{\partial\Omega}^*]_{100}$ .

**Example 2.** In this example we consider an ellipse and two ellipse-perturbations, whose exterior conformal mappings are

$$\begin{aligned} \Psi(w) &= w + \frac{0.5}{w} \quad (\text{Ellipse}), \\ \Psi(w) &= w + \frac{0.5}{w} - \frac{0.01}{w^2} \quad (\text{Domain 1}), \\ \Psi(w) &= w + \frac{0.5}{w} - \frac{0.05}{w^2} \quad (\text{Domain 2}) \quad \text{for } |w| \geq 1. \end{aligned}$$

Eigenvalues of the domain 2, which is more deviated from the ellipse, are more different from the eigenvalues of the ellipse.

Eigenvalues	Ellipse	domain 1	domain 2
$\lambda_1^+$	0.2500000000000000	0.250384038327464	0.258097630007616
$\lambda_2^+$	0.1250000000000000	0.115562601372067	0.0915583593448743
$\lambda_3^+$	0.0625000000000000	0.0551280051091214	0.0334360495749610
$\lambda_4^+$	0.0312500000000000	0.0263805521500768	0.01111727978636118
$\lambda_5^+$	0.0156250000000000	0.0126377123589431	0.00690543920412186
$\lambda_6^+$	0.0078125000000000	0.00605551809107147	0.00665683770731485
$\lambda_7^+$	0.0039062500000000	0.00290179515089740	0.00376947308301737
$\lambda_8^+$	0.0019531250000000	0.00139056185370801	0.00132671740718705
$\lambda_9^+$	0.0009765625000000	0.000666371741831523	0.000533009728572721
$\lambda_{10}^+$	0.0004882812500000	0.000319332825940499	0.000238598491833292

Table 3: Eigenvalues of  $[\mathcal{K}_{\partial\Omega}^*]_{300}$  for the domains given in Figure 6.2.

**Example 3.** We consider two smooth domains whose exterior conformal mappings are

$$\Psi(w) = w + a_0 + \frac{a_1}{w} + \frac{a_2}{w^2} + \frac{a_3}{w^3} + \frac{a_4}{w^4} \quad \text{for } |w| \geq \gamma,$$

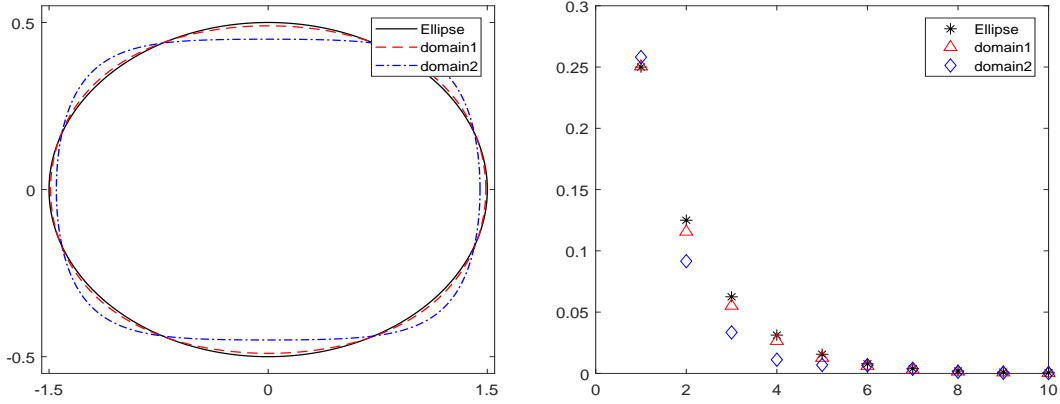


Figure 6.2: Eigenvalues of an ellipse and two ellipse-perturbations. The left figure shows the geometry of three domains, and the right figure is the graph of the eigenvalues  $\lambda_n^+$  values against  $n$ . Eigenvalues of the domain 2 (diamonds) are more different from the eigenvalues of the ellipse (stars) than those of the domain 1 (triangles). The eigenvalues are computed using  $[\mathcal{K}_{\partial\Omega}^*]_{100}$  for both the ellipse and the two ellipse-perturbations.

where the first domain (solid curve) have the coefficients  $\gamma = 1, a_1 = 0.3, a_2 = 0, a_3 = 0, a_4 = 0.09$  and the second domain (dotted curve) have  $\gamma = 1, a_1 = -0.133155287006983, a_2 = 0.0825897009329671, a_3 = 0.0976404090731921, a_4 = 0.0768150277914197$ . Figure 6.3 shows the geometry and first 10 eigenvalues for the two domains. The eigenvalues are computed using  $[\mathcal{K}_{\partial\Omega}^*]_{300}$  and their values are also given in Table 4. The two domains have similar shapes, in the sense that  $|a_1|$  is relatively large than other coefficients, and the first four eigenvalues for the two domains are similar.

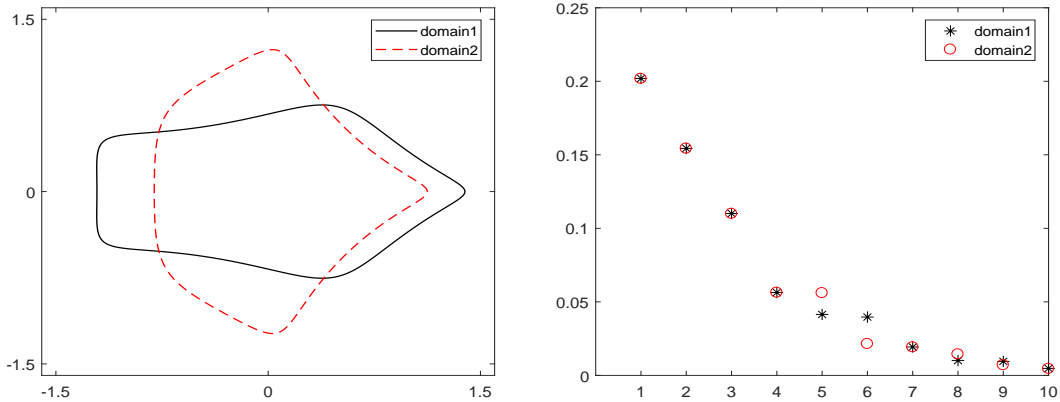


Figure 6.3: Two smooth domains (left figure) and their eigenvalues (right figure). Dots are eigenvalues for the domain 1 and stars for the domain 2.

	Domain 1	Domain 2
$\lambda_1^+$	0.201933026972647	0.201746827075615
$\lambda_2^+$	0.154374602818233	0.154276529992535
$\lambda_3^+$	0.110085725330978	0.109932965397719
$\lambda_4^+$	0.0563895807727769	0.0562887874823633
$\lambda_5^+$	0.0414659428941454	0.0560129891244197
$\lambda_6^+$	0.0396698601558359	0.0214230918756891
$\lambda_7^+$	0.0193310510162839	0.0191694544211666
$\lambda_8^+$	0.0100717929362953	0.0143756358818344
$\lambda_9^+$	0.00954545609592584	0.00700719483476107
$\lambda_{10}^+$	0.00476856035063953	0.00451959068782017

Table 4: Eigenvalues of  $[\mathcal{K}_{\partial\Omega}^*]_{300}$  for the domains in Figure 6.3.

## Appendix A Conformal maps

### A.1 Boundary behavior

In this section we review regularity results on conformal mappings in [16]. We then prove Lemma 4.1.

We say that a Jordan curve  $C$  is of class  $\mathcal{C}^m$  if it has a parametrization  $w(t)$ ,  $0 \leq t \leq 2\pi$ , that is  $n$ -times continuously differentiable and satisfies  $w'(t) \neq 0$  for all  $t$ . It is of class  $\mathcal{C}^{m,\alpha}$  ( $0 < \alpha < 1$ ) if it furthermore satisfies

$$|w^{(m)}(t_1) - w^{(m)}(t_2)| \leq M|t_1 - t_2|^\alpha \quad \text{for } t_1, t_2 \in [0, 2\pi].$$

**Theorem A.1.** (Kellogg-Warschawski, [16, Theorem 3.6]) *Let  $f$  map  $\mathbb{D}$  conformally onto the inner domain of the Jordan curve  $C$  of class  $\mathcal{C}^{m,\alpha}$  where  $m \in \mathbb{N}$  and  $0 < \alpha < 1$ . Then  $f^{(m)}$  has a continuous extension to  $\overline{\mathbb{D}}$  and the extension satisfies*

$$|f^{(n)}(z_1) - f^{(n)}(z_2)| \leq M|z_1 - z_2|^\alpha \quad \text{for } z_1, z_2 \in \overline{D}.$$

To state the regularity results on the conformal mapping associated with a domain with corners we need the concept of *Dini-continuity*:

- For a function  $\phi : [0, 2\pi] \rightarrow \mathbb{C}$  we define the modulus of continuity as

$$\omega(\delta) = \sup \{ |\phi(z_1) - \phi(z_2)| : |z_1 - z_2| \leq \delta, z_1, z_2 \in [0, 2\pi] \}, \quad \delta > 0.$$

The function  $\phi$  is called *Dini-continuous* if  $\int_0^\pi \frac{\omega(t)}{t} dt < \infty$ . The end-point of the integration interval  $\pi$  could be replaced by any positive number.

- We say that a Jordan curve  $C$  is *Dini-smooth* if it has a parametrization  $w(t)$ ,  $0 \leq t \leq 2\pi$ , such that  $w'(t)$  is Dini-continuous and  $w'(t) \neq 0$  for all  $t$ . For example, any  $C^{1,\alpha}$  curve is Dini-smooth.

Let  $\Omega$  be a simply connected domain whose boundary is a Jordan curve. We also let a complex function  $S$  map  $\mathbb{D}$  conformally onto  $\Omega$ . We allow  $\Omega$  to have a corner on its boundary. We say that  $\partial\Omega$  has a corner of opening  $\pi\beta$  ( $0 \leq \beta \leq 2$ ) at  $S(\zeta) \in \partial\Omega$ ,  $\zeta = e^{i\theta}$ , if

$$\arg \left| S(e^{it}) - S(e^{i\theta}) \right| \rightarrow \begin{cases} \beta & \text{as } t \rightarrow \theta+, \\ \beta + \pi\beta & \text{as } t \rightarrow \theta-. \end{cases}$$

If  $\beta = 1$ , then at  $S(\zeta)$  we have a tangent vector with direction angle  $\beta$ . If  $\beta$  is 0 or 2, then we have an outward-pointing cusp or an inward-pointing cusp, respectively.

We say that  $\partial\Omega$  has a *Dini-smooth corner* at  $S(\zeta) \in \partial\Omega$  if there are two closed arcs  $A^\pm \subset \partial\mathbb{D}$  ending at  $\zeta \in \partial\mathbb{D}$  and lying on opposite sides of  $\zeta$  that are mapped onto Dini-smooth Jordan curves  $C^+$  and  $C^-$  forming the angle  $\pi\beta$  at  $S(\zeta)$ .

**Theorem A.2.** ([16, Theorem 3.9]) *If  $\partial\Omega$  has a Dini-smooth corner of opening  $\pi\beta$  ( $0 < \beta \leq 2$ ) at  $\Psi(\zeta) \neq \infty$ , then the functions*

$$\frac{S(z) - S(\zeta)}{(z - \zeta)^\beta} \text{ and } \frac{S'(z)}{(z - \zeta)^{\beta-1}}$$

are continuous and  $\neq 0, \infty$  in  $\overline{\mathbb{D}} \cap D(\zeta, \rho)$  for some  $\rho > 0$ .

**Proof of Lemma 4.1** We apply Theorem A.2 to see the boundary behavior of  $\Psi$  at the corner points. Set  $G$  be the reflection of  $\Omega$  with respect to a circle centered at some point  $z_0 \in \Omega$ . Then for a conformal mapping  $f$  from  $\mathbb{D}$  onto  $G$  we have  $\Psi(w) = 1/f(\frac{1}{w-z_0} + z_0)$ . If  $\partial\Omega$  has a corner at  $\Psi(w_0)$  of exterior angle  $\pi\alpha$ , then  $\partial G$  has a corner at the corresponding point  $f(z_0)$  of opening  $\pi\alpha$ . Since  $z \rightarrow \frac{1}{z}$  is a conformal mapping from  $\mathbb{C} \setminus \{0\}$  onto  $\mathbb{C} \setminus \{0\}$ ,  $f$  and  $\Psi$  have the same regularity behavior at the corresponding corner points. From Theorem A.2 we have the following lemma.  $\square$

## A.2 Proof of Grunsky inequalities

We now review the polynomial area theorem and the Grunsky inequalities. We follow the derivation in [7].

The polynomial area theorem states the following: Let  $p(z)$  be an arbitrary non-constant polynomial of degree  $N$  and it admits the expansion

$$p(\Psi(w)) = \sum_{k=-N}^{\infty} b_k w^{-k}, \quad |w| > \gamma.$$

Then

$$\sum_{k=1}^{\infty} k \left| b_k \gamma^{-k} \right|^2 \leq \sum_{k=1}^N k \left| b_{-k} \gamma^k \right|^2 \tag{A.1}$$

with equality if and only if  $\Omega$  has measure zero. This relation is a result of complex form of Green's theorem: Let  $f(u + iv)$  be  $C^1(\overline{\Omega})$ , then

$$\iint_{\Omega} \frac{\partial f}{\partial \bar{z}} du dv = \frac{1}{2i} \int_{\partial\Omega} f(z) dz, \quad z = u + iv.$$

We can easily prove the inequality (A.1) by setting  $f(z) = \overline{P(z)}P'(z)$ :

$$\begin{aligned} 0 &\leq \int_{\Omega} \overline{P'(z)}P'(z)dudv \\ &= \int_{\Omega} \frac{\partial}{\partial \bar{z}} \left( \overline{P(z)}P'(z) \right) dudv = \frac{1}{2i} \int_{\partial\Omega} \overline{P(z)}P'(z)dz \\ &= \frac{1}{2i} \int_{|w|=\gamma} \overline{P(\Psi(w))}P'(\Psi(w))\Psi'(w)dw = -\pi \sum_{k=-N}^{\infty} k|b_k|^2\gamma^{-2k}. \end{aligned}$$

One can derive a system of inequalities that are known as the Grunsky inequalities by applying the polynomial area theorem to  $p(z) = \sum_{n=1}^N \frac{\lambda_n}{n\gamma^n} F_n(z)$  for some complex numbers  $\lambda_1, \dots, \lambda_N$ , see [9] and [7]. In view of (3.4), one can derive the following.

**Lemma A.3** (Strong Grunsky inequalities). *Let  $N$  be a positive integer and  $\lambda_1, \lambda_2, \dots, \lambda_N$  are complex numbers that are not all zero. Then, we have*

$$\sum_{k=1}^{\infty} k \left| \sum_{n=1}^N \frac{c_{n,k}}{n\gamma^{n+k}} \lambda_n \right|^2 \leq \sum_{n=1}^N \frac{1}{n} |\lambda_n|^2.$$

*Strict inequality holds unless  $\Omega$  has measure zero.*

**Lemma A.4** (Weak Grunsky inequalities).

$$\left| \sum_{n=1}^N \sum_{k=1}^N k \frac{c_{n,k}}{n\gamma^{n+k}} \lambda_n \lambda_k \right| \leq \sum_{n=1}^N \frac{1}{n} |\lambda_n|^2.$$

*Proof.* Set  $v_k = \sum_{n=1}^N \frac{c_{n,k}}{n\gamma^{n+k}} \lambda_n$  for  $k = 1, \dots, N$ . From the strong Grunsky inequality we have

$$\sum_{k=1}^N k |v_k|^2 \leq \sum_{k=1}^{\infty} k |v_k|^2 \leq \sum_{n=1}^N \frac{1}{n} |\lambda_n|^2.$$

From the Cauchy-Schwarz inequality we compute

$$\begin{aligned} \left| \sum_{n=1}^N \sum_{k=1}^N \frac{c_{n,k}}{n\gamma^{n+k}} \lambda_n \mu_k \right|^2 &= \left| \sum_{k=1}^N v_k \mu_k \right|^2 \leq \left( \sum_{k=1}^N k |v_k|^2 \right) \left( \sum_{k=1}^N \frac{1}{k} |\mu_k|^2 \right) \\ &\leq \left( \sum_{n=1}^N \frac{1}{n} |\lambda_n|^2 \right) \left( \sum_{k=1}^N \frac{1}{k} |\mu_k|^2 \right). \end{aligned} \tag{A.2}$$

By plugging  $\mu_k = k\lambda_k$  we finish the proof.  $\square$

From the Grunsky inequalities we can derive important properties for the Grunsky coefficients as follows. Let  $a_1, a_2, \dots, a_N$  be arbitrary complex numbers that are not all zero. Set

$$\lambda_n = \mu_n = \begin{cases} \sqrt{n}a_n & \text{if } n_1 \leq n \leq n_2, \\ 0 & \text{otherwise.} \end{cases}$$

From the strong Grunsky inequalities one observes

$$\sum_{k=1}^{\infty} \left| \sum_{n=n_1}^{n_2} \sqrt{\frac{k}{n}} \frac{c_{n,k}}{\gamma^{n+k}} a_n \right|^2 \leq \sum_{n=n_1}^{n_2} |a_n|^2. \quad (\text{A.3})$$

Letting  $\lambda_n = \delta_{mn}$  for an arbitrary  $m \in \mathbb{N}$ , the strong Grunsky inequalities implies

$$\sum_{k=1}^{\infty} \left( \sqrt{\frac{k}{m}} \frac{c_{m,k}}{\gamma^{m+k}} \right)^2 \leq 1. \quad (\text{A.4})$$

In particular we have  $\left| \frac{c_{m,m}}{m\gamma^{2m}} \right| \leq 1$ .

Now, letting  $\lambda_n = \delta_{nm} + \delta_{ns}$  for arbitrary  $n, s \in \mathbb{N}$ , the weak Grunsky inequalities imply that

$$\left| \frac{c_{m,s}}{m\gamma^{m+s}} + \frac{c_{s,m}}{s\gamma^{s+m}} + \frac{c_{m,m}}{m\gamma^{2m}} + \frac{c_{s,s}}{s\gamma^{2s}} \right| \leq \frac{1}{m} + \frac{1}{s} \leq 2. \quad (\text{A.5})$$

So we have

$$\frac{|c_{m,s}|}{m\gamma^{m+s}} \leq 4.$$

From (3.4), we have

$$|F_n(\Psi(w))| \leq 1 + 4n\gamma^n \frac{\gamma}{|w| - \gamma}. \quad (\text{A.6})$$

Since  $\frac{c_{m,s}}{m\gamma^{m+s}} = \frac{c_{s,m}}{s\gamma^{s+m}}$ , the coefficients  $\frac{c_{m,s}}{m\gamma^{m+s}}$  is uniformly bounded for each  $m$  and  $s$  so that the series (3.10) absolutely uniformly converges in  $|w|, |\zeta| \geq \gamma_1 > \gamma$ .

## Appendix B Finite section method

Let  $H$  be a separable complex Hilbert space and  $\mathcal{B}(H)$  be the linear space of bounded linear operators on  $H$ . We let  $H_n$  be an increasing sequence of finite-dimensional subspaces of  $H$  such that the union of  $H_n$  is dense in  $H$ . We let  $P_n$  the orthogonal projection of  $H$  onto  $H_n$ . Thus,  $\|P_n\| = 1$  for each  $n$  and  $P_n x \rightarrow x$  for every  $x \in \mathcal{H}$ .

### B.1 Sufficient condition for the convergence of the projection method

For an operator  $A \in \mathcal{B}(H)$  that is invertible, we say the projection method for  $Ax = y$  converges if there exists an integer  $N$  such that for each  $y \in H$  and  $n \geq N$ , there exists a solution  $x_n$  in  $H_n$  to the equation  $P_n A P_n x_n = P_n y$ , which is unique in  $H_n$ , and the sequence  $\{x_n\}$  converges to  $A^{-1}y$ .

**Proposition B.1.** *Let  $A \in \mathcal{B}(H)$  be invertible. Then the projection method for  $Ax = y$  converges if and only if there is an integer  $N$  such that for  $n \geq N$ , the restriction of the operator  $P_n A P_n$  on  $H_n$  has a bounded inverse, denoted by  $(P_n A P_n)^{-1}$ , and*

$$\sup_{n \geq N} \|(P_n A P_n)^{-1}\| < \infty.$$

*Proof.* We first prove 'only if' direction. Let  $x = A^{-1}y$  for some  $y \in H$ . We just need to show that  $x_n$  converges to  $x$ . Observe that

$$\begin{aligned} \|x - x_n\| &\leq \|P_n x - x\| + \|x_n - P_n x\| \\ &\leq \|P_n x - x\| + \|(P_n A P_n)^{-1} P_n A x - (P_n A P_n)^{-1} P_n A P_n^2 x\| \\ &\leq \|P_n x - x\| + \|(P_n A P_n)^{-1}\| \|P_n\| \|A\| \|x - P_n x\|. \end{aligned}$$

Since  $A$  is bounded,  $P_n x$  converges to  $x$ , and  $\|(P_n A P_n)^{-1}\|$  is uniformly bounded, we prove the convergence of  $x_n$  to  $x$ .

Now, we prove the 'if' direction. If the projection method converges, then  $P_n A P_n$  restricted to the Hilbert space  $\text{Range}(P_n)$  has a bounded inverse  $(P_n A P_n)^{-1}$ . Moreover, for each  $y \in H$  we have

$$\|x_n - x\| = \|(P_n A P_n)^{-1} P_n y - A^{-1} y\| \rightarrow 0 \text{ as } n \rightarrow \infty.$$

Since  $A$  is invertible,  $\sup_{n \geq N} \|(P_n A P_n)^{-1} P_n y\| < \infty$ . Since  $H$  is complete, the uniform boundedness principle implies

$$M := \sup_{n \geq N} \|(P_n A P_n)^{-1} P_n\| < \infty$$

and, thus,

$$\|(P_n A P_n)^{-1} P_n y\| \leq M \|P_n y\|. \quad (\text{B.1})$$

Since (B.1) is valid for an arbitrary element in  $H$ ,  $P_n y$  can be an arbitrary in  $H_n$  that is the domain of  $(P_n A P_n)^{-1}$ . Thus, we have

$$\sup_{n \geq N} \|(P_n A P_n)^{-1}\| \leq M.$$

This finishes the proof. □

**Corollary B.2.** *If  $A \in \mathcal{B}(\mathcal{H})$  is invertible and satisfies  $\|I - A\| < 1$ , then the projection method for  $A$  converges.*

*Proof.* Let  $I_n$  be the identity operator on  $H_n$ , then  $P_n A P_n = I_n - (I_n - P_n A P_n)$  and

$$\|I_n - P_n A P_n\| = \|P_n(I - A)P_n\| \leq \|I - A\| < 1 \quad \text{for all } n.$$

Thus  $P_n A P_n$  is invertible and  $\|(P_n A P_n)^{-1}\| \leq \frac{1}{1 - \|I - A\|}$ . □

## B.2 Approximation of spectrum for self-adjoint operator

For self-adjoint operators the spectrum outside the convex hull of the essential spectrum can be approximated by eigenvalues of truncation matrices. Let us review some results in [4].

We let  $H$  be a separable complex Hilbert space. We denote by  $\mathcal{B}(H)$  the linear space of bounded linear operators on  $H$ . Let  $A \in \mathcal{B}(H)$  be self-adjoint. We set

$$m = \inf_{\|x\|=1} (Ax, x), \quad M = \sup_{\|x\|=1} (Ax, x).$$

We denote  $\text{sp}(A)$  and  $\text{sp}_{\text{ess}}(A)$  for the spectrum and the essential spectrum of  $A$ , respectively:

$$\begin{aligned}\text{sp}(A) &= \{\lambda \in \mathbb{C} : A - \lambda I \text{ is not invertible in } \mathcal{B}(H)\}, \\ \text{sp}_{\text{ess}}(A) &= \{\lambda \in \mathbb{C} : A - \lambda I + \mathcal{K}(H) \text{ is not invertible in } \mathcal{B}(H) \setminus \mathcal{K}(H)\},\end{aligned}$$

where  $\mathcal{K}(H)$  is collection of compact operators on  $H$ . Since  $A$  is self-adjoint, Since  $A$  is self-adjoint, the spectrum of  $A$  contains only real numbers and so does  $\text{sp}_{\text{ess}}(A)$ . We define  $\nu$  and  $\mu$  the infimum and the supremum of  $\text{sp}_{\text{ess}}(A)$ . Then, we have  $m \leq \nu \leq \mu \leq M$ , and

$$\{\nu, \mu\} \subset \text{sp}_{\text{ess}}(A) \subset [\nu, \mu], \quad \{m, M\} \subset \text{sp}(A) \subset [m, M].$$

It was shown in [4] that the set  $\text{sp}(A) \cap (\mu, M]$  is at most countable and consists of isolated points only. Each point of the set is an eigenvalue of  $A$  with finite multiplicity. Denote these eigenvalues by

$$\lambda_R^+(A) \leq \dots \leq \lambda_2^+(A) \leq \lambda_1^+(A)$$

repeated according to multiplicity. Similarly,  $\text{sp}(A) \cap [m, \nu)$  is at most countable and consists of isolated points only, where each point in the set is an isolated eigenvalues of  $A$  with finite multiplicity. We denote these eigenvalues by

$$\lambda_1^-(A) \leq \lambda_2^-(A) \leq \dots \leq \lambda_S^-(A)$$

repeated according to multiplicity. Here,  $R$  and  $S$  is either nonnegative integer or  $\infty$ .

We set

$$A_n = P_n A P_n$$

and consider  $A_n$  as the truncation of  $A$  to an  $n \times n$ -matrix. We denote by

$$\lambda_1(A_n) \geq \lambda_2(A_n) \geq \dots \geq \lambda_n(A_n) \tag{B.2}$$

the eigenvalues of  $A_n$  repeated according to multiplicity in nonincreasing order.

**Proposition B.3** (Theorem 3.1 in [4]). *Let  $A \in \mathcal{B}(H)$  be self-adjoint. Then*

$$\lim_{n \rightarrow \infty} \lambda_k(A_n) = \begin{cases} \lambda_k^+(A) & \text{if } R = \infty \text{ or } 1 \leq k \leq R, \\ \mu & \text{if } R < \infty \text{ and } k \geq R + 1, \end{cases} \tag{B.3}$$

$$\lim_{n \rightarrow \infty} \lambda_{n+1-k}(A_n) = \begin{cases} \lambda_k^-(A) & \text{if } S = \infty \text{ or } 1 \leq k \leq S, \\ \nu & \text{if } S < \infty \text{ and } k \geq S + 1, \end{cases} \tag{B.4}$$

*In particular,*

$$\lim_{n \rightarrow \infty} \lambda_k(A_n) \geq \mu \geq \nu \geq \lim_{n \rightarrow \infty} \lambda_{n+1-k}(A_n) \quad \text{for all } k \geq 1$$

*and*

$$\lim_{k \rightarrow \infty} \lim_{n \rightarrow \infty} \lambda_k(A_n) = \mu, \quad \lim_{k \rightarrow \infty} \lim_{n \rightarrow \infty} \lambda_{n+1-k}(A_n) = \nu.$$

## References

- [1] Habib Ammari and Hyeonbae Kang. *Reconstruction of Small Inhomogeneities from Boundary Measurements*. Springer, 2004.
- [2] Habib Ammari and Hyeonbae Kang. *Polarization and Moment Tensors: With Applications to Inverse Problems and Effective Medium Theory*, volume 162. Springer Science & Business Media, 2007.
- [3] Habib Ammari, Mihai Putinar, Matias Ruiz, Sanghyeon Yu, and Hai Zhang. Shape reconstruction of nanoparticles from their associated plasmonic resonances. *Journal de Mathématiques Pures et Appliquées*, 2017.
- [4] A Böttcher, AV Chithra, and MNN Namboodiri. Approximation of approximation numbers by truncation. *Integral Equations and Operator Theory*, 39(4):387–395, 2001.
- [5] Torsten Carleman. Über das Neumann-Poincarésche problem für ein Gebiet mit Ecken. 1916.
- [6] Daewon Chung, Hyeonbae Kang, Kyoungsun Kim, and Hyundae Lee. Cloaking due to anomalous localized resonance in plasmonic structures of confocal ellipses. *SIAM Journal on Applied Mathematics*, 74(5):1691–1707, 2014.
- [7] Peter L Duren. *Univalent functions*, volume 259. Springer-Verlag, 1983.
- [8] Georg Faber. Über polynomische entwickelungen. *Mathematische Annalen*, 57(3):389–408, 1903.
- [9] Helmut Grunsky. Koeffizientenbedingungen für schlicht abbildende meromorphe funktionen. *Mathematische Zeitschrift*, 45(1):29–61, 1939.
- [10] Johan Helsing. Solving integral equations on piecewise smooth boundaries using the RCIP method: a tutorial. *arXiv:1207.6737 [physics.comp-ph]*, revised 2017.
- [11] Johan Helsing, Hyeonbae Kang, and Mikyoung Lim. Classification of spectra of the Neumann-Poincaré operator on planar domains with corners by resonance. *Annales de l’Institut Henri Poincaré (C) Non Linear Analysis*, 34(4):991 – 1011, 2017.
- [12] Johan Helsing, Ross C. McPhedran, and Graeme W. Milton. Spectral super-resolution in metamaterial composites. *New Journal of Physics*, 13(11):115005, 2011.
- [13] Johan Helsing and Karl-Mikael Perfekt. On the polarizability and capacitance of the cube. *Applied and Computational Harmonic Analysis*, 34(3):445–468, 2013.
- [14] Karl-Mikael Perfekt and Mihai Putinar. The essential spectrum of the Neumann-Poincaré operator on a domain with corners. *Archive for Rational Mechanics and Analysis*, 223(2):1019–1033, 2017.
- [15] M. Lim, Symmetry of a boundary integral operator and a characterization of a ball, *Illinois J. Math.* 45 (2001), 537–543.
- [16] Christian Pommerenke. *Boundary behaviour of conformal maps*, volume 299. Springer-Verlag, 1991.

- [17] Oliver Dimon Kellogg. *Foundations of potential theory*, volume 31. Springer Science & Business Media, 2012.
- [18] D. Khavinson, M. Putinar, and H. S. Shapiro, Poincaré's variational problem in potential theory, *Arch. Ration. Mech. An.* 185 (2007), 143–184.