

Structural characterization of linear quantum systems with application to back-action evading measurement

Guofeng Zhang, Ian R. Petersen, *Fellow, IEEE*, and Jinghao Li

Abstract—The purpose of this paper is to study the structure of quantum linear systems in terms of their Kalman canonical form, which was proposed in a recent paper [47]. The spectral structure of quantum linear systems is explored, which indicates that a quantum linear system is both controllable and observable provided that it is Hurwitz stable. A new parameterization method for quantum linear systems is proposed. This parameterization is designed for the Kalman canonical form directly. Consequently, the parameters involved are in a blockwise form in correspondence with the blockwise structure of the Kalman canonical form. This parameter structure can be used to simplify various quantum control design problems. For example, necessary and sufficient conditions for the realization of quantum back-action evading (BAE) measurements are given in terms of these new parameters. Due to their blockwise nature, a small number of parameters are required for realizing quantum BAE measurements.

Index Terms— Quantum linear systems; Kalman canonical form; back-action evading (BAE) measurements.

I. INTRODUCTION

The last two decades have witnessed a fast growth in the theoretical investigation and experimental demonstration of quantum control as it is an essential ingredient of quantum information technologies, including quantum communication, quantum computation, quantum cryptography, quantum ultra-precision metrology, and nano-electronics. Quantum linear systems play an important role in quantum control theory. In the field of quantum optics, linear systems are widely used as they are easy to manipulate and, more importantly, they are often good approximations to more general dynamics [7], [35], [40], [31]. Besides their wide applications in quantum optical systems, quantum linear models have found important and successful applications for many other quantum dynamical systems such as opto-mechanical systems [13], [33], [19], circuit quantum electro-dynamical (circuit QED) systems [18], and atomic ensembles [30], [19].

This research is supported in part by a Hong Kong Research Grant council (RGC) grant (No. 15206915, No. 15208418), the Air Force Office of Scientific Research (AFOSR) and the office of Naval Research Grants (ONRS) under agreement number FA2386-16-1-4065, and the Australian Research Council under grant number DP180101805. An extended archive version can be found online (arXiv:1803.09419).

G. Zhang is with the Department of Applied Mathematics, The Hong Kong Polytechnic University, Hong Kong. (e-mail: Guofeng.Zhang@polyu.edu.hk).

I.R. Petersen is with the Research School of Electrical, Energy and Material Engineering, The Australian National University, Canberra ACT 2601, Australia. (e-mail: i.r.petersen@gmail.com).

J. Li is with College of Information Science and Engineering, Northeastern University, Shenyang 110819, China. (e-mail: lijinghao@ise.neu.edu.cn).

In [47], a Kalman canonical form is proposed for quantum linear systems. More specifically, given a quantum linear system, an orthogonal and blockwise symplectic transformation matrix is constructed which transforms the original system into four subsystems: the controllable and observable (co) subsystem, the controllable and unobservable ($c\bar{o}$) subsystem, the uncontrollable and observable ($\bar{c}o$) subsystem, and the uncontrollable and unobservable ($\bar{c}\bar{o}$) subsystem. In [47], the quantities $\mathbf{x}_{co}, \mathbf{x}_{c\bar{o}}, \mathbf{q}_h, \mathbf{p}_h$ are used to denote the quadrature operators of the $co, c\bar{o}, \bar{c}o, \bar{c}\bar{o}$ subsystems respectively. The Kalman canonical form has also been derived in Reference [11] by means of an SVD-like factorization.

On the basis of the Kalman canonical form proposed in [47], in this paper we aim to explore deeper the structure of quantum linear systems. An open quantum system can be described by a set of quantum stochastic differential equations (QSDEs). Due to the nature of quantum-mechanical systems, there are constraints on the coefficients of these QSDEs, which are called physical realizability conditions of quantum systems [14]. In this paper we present physical realizability conditions for quantum linear systems in their Kalman canonical form; see Lemma 3.1. Interestingly, these conditions allow us to expose the nice structure of the spectrum of a quantum linear system; see Propositions 3.2 and 3.3, and Example 3.1. Moreover, it is shown in Theorem 3.1 that if a quantum linear system is Hurwitz stable, then it is both controllable and observable. A new parameterization method for quantum linear systems is proposed in the paper. We express the system Hamiltonian and the coupling operator explicitly in terms of the partitioned system variables $\mathbf{x}_{co}, \mathbf{x}_{c\bar{o}}, \mathbf{q}_h, \mathbf{p}_h$. Specifically, let $\mathbf{x} = [\mathbf{q}_h^\top \ \mathbf{p}_h^\top \ \mathbf{x}_{co}^\top \ \mathbf{x}_{c\bar{o}}^\top]^\top$. Then the system Hamiltonian is $\mathbf{H} = \mathbf{x}^\top \mathbf{H} \mathbf{x} / 2$ where \mathbf{H} is a real symmetric matrix, and the coupling operator is $\mathbf{L} = \Gamma \mathbf{x}$ with Γ being a complex matrix. Due to the special structure of the system matrices in the Kalman canonical form, if \mathbf{H} and \mathbf{L} generate the Kalman canonical form, then the matrices \mathbf{H} and Γ should be of specific form. This form is given in Lemma 3.2. Moreover, we also establish the converse: If the matrices \mathbf{H} and Γ are of the given specific form, then the resulting QSDEs are formally in the Kalman canonical form; see Lemma 3.3. Finally, as the Kalman canonical form is obtained based on the notions of controllability and observability, we derive further conditions on \mathbf{H} and Γ such that the resulting system is indeed the quantum Kalman canonical form; see Theorem 3.2.

A measurement process often involves measurement noise from the surrounding environment. In quantum mechanics,

environmental noise can be represented by two conjugate quadrature operators. A fundamental fact in quantum mechanics is that these two noise quadrature operators do not commute. This gives rise to the so-called standard quantum limit (SQL). However, if a measurement process suffers from a noise quadrature (shot noise), but not from the conjugate quadrature noise (measurement back-action noise), then it is called a BAE measurement, [3], [32, Fig. 2(a)], [41], [43], [50], [25], [44]. As a result, a BAE measurement may be able to beat the SQL, thus enabling extremely high precision measurement. In fact, the idea of BAE measurement originates from the study of gravitational wave detection [13]. In the language of linear systems theory, a BAE measurement is realized if the transfer function from the measurement back-action noise to the measured output is zero. On the basis of the proposed new parameterization method for quantum linear systems, in this paper, necessary and sufficient conditions for the realization of BAE measurements by means of quantum linear systems are given in Theorem 4.1.

The rest of the paper is organized as follows. The notation commonly used in this paper is summarized in Subsection I-A. Preliminaries are given in Section II, which include quantum linear systems and their Kalman canonical form. The structural properties of the Kalman canonical form are studied in Section III. An application to the realization of quantum BAE measurements is studied in Section IV. Examples are given in Section V. Concluding remarks are given in Section VI.

A. Notation

- 1) x^* denotes the complex conjugate of a complex number x or the adjoint of an operator x .
- 2) For a matrix $X = [x_{ij}]$ with number or operator entries, denote $X^\# = [x_{ij}^*]$, $X^\top = [x_{ji}]$, and $X^\dagger = (X^\#)^\top$. Moreover, let $\check{X} = \begin{bmatrix} X \\ X^\# \end{bmatrix}$. $\text{Re}(X)$ and $\text{Im}(X)$ denote the real part and imaginary part of a matrix X , respectively.
- 3) The commutator of two operators X and Y is defined as $[X, Y] \triangleq XY - YX$. If X and Y are two vectors of self-adjoint operators, then their commutator is defined as the matrix of operators $[X, Y^\top] \triangleq XY^\top - (YX^\top)^\top$.
- 4) I_k is the identity matrix and 0_k the zero matrix in $\mathbb{C}^{k \times k}$. δ_{ij} denotes the Kronecker delta. Let $J_k = \text{diag}(I_k, -I_k)$. For a matrix $X \in \mathbb{C}^{2k \times 2r}$, define its b -adjoint by $X^b \triangleq J_r X^\dagger J_k$.
- 5) Given two matrices $U, V \in \mathbb{C}^{k \times r}$, define $\Delta(U, V) \triangleq \begin{bmatrix} U & V \\ U^\# & V^\# \end{bmatrix}$. A matrix with this structure will be called *doubled-up* [9].
- 6) A matrix $T \in \mathbb{C}^{2k \times 2k}$ is called *Bogoliubov* if it is doubled-up and satisfies $TT^b = T^b T = I_{2k}$.
- 7) Let $\mathbb{J}_k = \begin{bmatrix} 0_k & I_k \\ -I_k & 0_k \end{bmatrix}$. A matrix $S \in \mathbb{C}^{2k \times 2k}$ is called *symplectic*, if it satisfies $S\mathbb{J}_k S^\dagger = S^\dagger \mathbb{J}_k S = \mathbb{J}_k$.

II. QUANTUM LINEAR SYSTEMS AND THEIR KALMAN CANONICAL FORM

In this section, quantum linear systems are briefly introduced, and their Kalman canonical form, recently derived in [47], is also presented for completeness.

A. Quantum linear systems

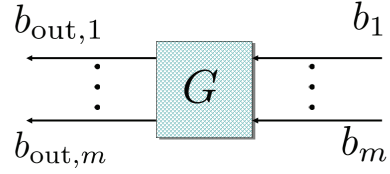


Fig. 1. Open quantum linear system G composed of n harmonic oscillators driven by m input fields.

The open quantum linear system G , as shown in Fig. 1, can be used to model a collection of n quantum harmonic oscillators interacting with m input boson fields. The j -th oscillator, $j = 1, \dots, n$, may be represented by its annihilation operator \mathbf{a}_j and creation operator \mathbf{a}_j^* (the adjoint operator of \mathbf{a}_j). These are operators on an infinite-dimensional Hilbert space and satisfy the *canonical commutation relations (CCRs)* $[\mathbf{a}_j(t), \mathbf{a}_k(t)] = [\mathbf{a}_j^*(t), \mathbf{a}_k^*(t)] = 0$, and $[\mathbf{a}_j(t), \mathbf{a}_k^*(t)] = \delta_{jk}$, $\forall j, k = 1, \dots, n, \forall t \in \mathbb{R}^+$. Let $\mathbf{a} = [\mathbf{a}_1 \ \dots \ \mathbf{a}_n]^\top$. The system Hamiltonian is given by $\mathbf{H} = (1/2)\check{\mathbf{a}}^\dagger \Omega \check{\mathbf{a}}$, where $\check{\mathbf{a}} = [\mathbf{a}^\top \ (\mathbf{a}^\#)^\top]^\top$, and $\Omega = \Delta(\Omega_-, \Omega_+) \in \mathbb{C}^{2n \times 2n}$ is a Hermitian matrix with $\Omega_-, \Omega_+ \in \mathbb{C}^{n \times n}$. The coupling of the system to the input fields is described by the operator $\mathbf{L} = [C_- \ C_+] \check{\mathbf{a}}$, with $C_-, C_+ \in \mathbb{C}^{m \times n}$. The k -th input boson field, $k = 1, \dots, m$, is represented in terms of its annihilation operator $\mathbf{b}_k(t)$ and creation operator $\mathbf{b}_k^*(t)$ (the adjoint operator of $\mathbf{b}_k(t)$). These are operators on a symmetric Fock space (a special kind of infinite-dimensional Hilbert space, [27]). The operators $\mathbf{b}_k(t)$ and $\mathbf{b}_k^*(t)$ satisfy the *singular commutation relations* $[\mathbf{b}_j(t), \mathbf{b}_k(r)] = [\mathbf{b}_j^*(t), \mathbf{b}_k^*(r)] = 0$, and $[\mathbf{b}_j(t), \mathbf{b}_k^*(r)] = \delta_{jk} \delta(t-r)$, $\forall j, k = 1, \dots, m, \forall t, r \in \mathbb{R}$. Let $\mathbf{b}(t) = [\mathbf{b}_1(t) \ \dots \ \mathbf{b}_m(t)]^\top$ and $\check{\mathbf{b}}(t) = [\mathbf{b}(t)^\top \ (\mathbf{b}(t)^\#)^\top]^\top$.

The dynamics of the open quantum linear system in Fig. 1 is described by the following QSDEs, ([9, Eq. (26)], [46, Eqs. (14)-(15)])

$$\begin{aligned} \dot{\check{\mathbf{a}}}(t) &= \mathcal{A}\check{\mathbf{a}}(t) + \mathcal{B}\check{\mathbf{b}}(t), \\ \check{\mathbf{b}}_{\text{out}}(t) &= \mathcal{C}\check{\mathbf{a}}(t) + \check{\mathbf{b}}(t), \quad t \geq 0, \end{aligned} \quad (1)$$

where the system matrices are parametrized by the physical parameters of the Hamiltonian \mathbf{H} and coupling \mathbf{L} , which are

$$\mathcal{C} = \Delta(C_-, C_+), \quad \mathcal{B} = -\mathcal{C}^b, \quad \mathcal{A} = -iJ_n \Omega - \frac{1}{2}\mathcal{C}^b \mathcal{C}.$$

These system matrices satisfy

$$\mathcal{A} + \mathcal{A}^b + \mathcal{B}\mathcal{B}^b = 0, \quad \mathcal{B} = -\mathcal{C}^b. \quad (2)$$

On the other hand, if matrices $\mathcal{A}, \mathcal{B}, \mathcal{C}$ satisfy Eq. (2), then the system Hamiltonian $\mathbf{H} = (1/2)\check{\mathbf{a}}^\dagger \Omega \check{\mathbf{a}}$ is completely determined as the matrix Ω can be computed via

$$\Omega = \frac{i}{2}(J_n \mathcal{A} - \mathcal{A}^\dagger J_n). \quad (3)$$

Moreover, the coupling $\mathbf{L} = [C_- \ C_+] \check{\mathbf{a}}$ is also determined once the matrix \mathcal{C} is given. In this case, the mathematical model (1) is said to be *physically realizable* as it could in principle be physically realized ([14], [20], [28]).

B. The quantum Kalman canonical form

The Kalman decomposition of quantum linear systems, recently developed in [47], is presented in this subsection.

A unitary and blockwise Bogoliubov coordinate transformation matrix T is defined in [47, Eq. (47)], which is

$$T \triangleq \left[\begin{array}{cc|cc|cc} Z_3 & 0 & Z_1 & 0 & Z_2 & 0 \\ 0 & Z_3^\# & 0 & Z_1^\# & 0 & Z_2^\# \end{array} \right],$$

where $Z_1 \in \mathbb{C}^{n \times n_1}$, $Z_2 \in \mathbb{C}^{n \times n_2}$, and $Z_3 \in \mathbb{C}^{n \times n_3}$ ($n_1, n_2, n_3 \geq 0$ and $n_1 + n_2 + n_3 = n$). T is called blockwise Bogoliubov as it satisfies

$$T^\dagger J_n T = \begin{bmatrix} J_{n_3} & 0 & 0 \\ 0 & J_{n_1} & 0 \\ 0 & 0 & J_{n_2} \end{bmatrix}. \quad (4)$$

Define the unitary matrix $\Pi \in \mathbb{C}^{2n_3 \times 2n_3}$ by

$$\Pi \triangleq \begin{bmatrix} I_{n_a} & 0 & 0 & 0 \\ 0 & 0 & 0 & -I_{n_b} \\ 0 & 0 & I_{n_a} & 0 \\ 0 & I_{n_b} & 0 & 0 \end{bmatrix},$$

where $0 \leq n_a, n_b \leq n_3$, and $n_a + n_b = n_3$. Let $\tilde{V}_{n_3} = \Pi V_{n_3}$, where

$$V_k \triangleq \frac{1}{\sqrt{2}} \begin{bmatrix} I_k & I_k \\ -\iota I_k & \iota I_k \end{bmatrix}, \quad k \in \mathbb{N}$$

is a unitary matrix. Define two more unitary matrices

$$\tilde{V}_n \triangleq \begin{bmatrix} \tilde{V}_{n_3} & & \mathbf{0} \\ & V_{n_1} & \\ \mathbf{0} & & V_{n_2} \end{bmatrix}$$

and

$$\hat{T} \triangleq T \tilde{V}_n^\dagger.$$

The following result is proved in [47], which puts the quantum linear system (1) in the Kalman canonical form.

Proposition 2.1: [47, Theorem 4.4] The coordinate transformations

$$\begin{bmatrix} \mathbf{q}_h \\ \mathbf{p}_h \\ \mathbf{x}_{co} \\ \mathbf{x}_{\bar{co}} \end{bmatrix} \equiv \mathbf{x} \triangleq \hat{T}^\dagger \check{\mathbf{a}}, \quad (5)$$

$$\begin{bmatrix} \mathbf{q}_{in} \\ \mathbf{p}_{in} \end{bmatrix} \equiv \mathbf{u} \triangleq V_m \check{\mathbf{b}}, \quad \begin{bmatrix} \mathbf{q}_{out} \\ \mathbf{p}_{out} \end{bmatrix} \equiv \mathbf{y} \triangleq V_m \check{\mathbf{b}}_{out}$$

convert the system (1) into the real quadrature form

$$\begin{aligned} \dot{\mathbf{x}}(t) &= \bar{A} \mathbf{x}(t) + \bar{B} \mathbf{u}(t), \\ \mathbf{y}(t) &= \bar{C} \mathbf{x}(t) + \mathbf{u}(t), \end{aligned} \quad (6)$$

where the real matrices $\bar{A}, \bar{B}, \bar{C}$ are of the form

$$\bar{A} \triangleq \left[\begin{array}{cc|cc} A_h^{11} & A_h^{12} & A_{12} & A_{13} \\ 0 & A_h^{22} & 0 & 0 \\ \hline 0 & A_{21} & A_{co} & 0 \\ 0 & A_{31} & 0 & A_{\bar{co}} \end{array} \right], \quad (7)$$

$$\bar{B} \triangleq \begin{bmatrix} B_h \\ 0 \\ B_{co} \\ 0 \end{bmatrix}, \quad \bar{C} \triangleq [0 \quad C_h \mid C_{co} \mid 0].$$

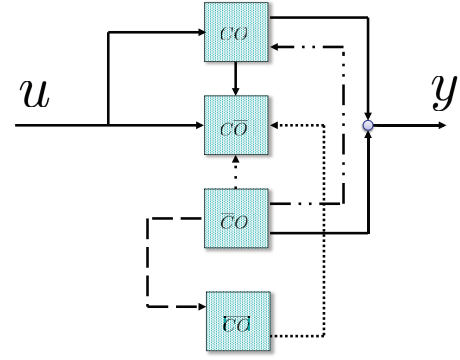


Fig. 2. The Kalman canonical form of a quantum linear system; see [47, Fig. 2].

The corresponding system block diagram is shown in Fig. 2.

III. STRUCTURE OF THE QUANTUM KALMAN CANONICAL FORM

In this section, we investigate the structure of the quantum Kalman canonical form. A useful lemma is given in Subsection III-A, the spectral structure of the quantum Kalman canonical form is presented in Subsection III-B, a new parametrization method for quantum Kalman canonical form is proposed in Subsection III-C, and finally a refined form of the quantum Kalman canonical form is presented in Subsection III-D.

A. A useful lemma

In this subsection, we present a lemma, Lemma 3.1, which is useful for the future development of this section.

The following result is an immediate consequence of the coordinate transformations (5) and the identity $\hat{T}^\dagger J_n \hat{T} = \mathbb{J}_n$, where

$$\mathbb{J}_n \triangleq \begin{bmatrix} \mathbb{J}_{n_3} & 0 & 0 \\ 0 & \mathbb{J}_{n_1} & 0 \\ 0 & 0 & \mathbb{J}_{n_2} \end{bmatrix}.$$

Proposition 3.1: For the Kalman canonical form (6), the following conditions hold.

$$\begin{aligned} \bar{A} \mathbb{J}_n + \mathbb{J}_n \bar{A}^\top + \bar{B} \mathbb{J}_m \bar{B}^\top &= 0, \\ \bar{B} &= \mathbb{J}_n \bar{C}^\top \mathbb{J}_m. \end{aligned} \quad (8)$$

Substituting system matrices \bar{A}, \bar{B} and \bar{C} in Eq. (7) into Eq. (8) we can obtain the following result which presents the real-quadrature counterpart of physical realizability conditions (2). The proof is straightforward, hence it is omitted.

Lemma 3.1: For the Kalman canonical form (6), the following conditions hold.

$$\begin{aligned} A_h^{22^\top} &= -A_h^{11}, \quad (9a) \\ -A_h^{12} + A_h^{12^\top} + B_h \mathbb{J}_m B_h^\top &= 0, \\ -A_{12} + A_{21}^\top \mathbb{J}_{n_1} + B_h \mathbb{J}_m B_{co}^\top \mathbb{J}_{n_1} &= 0, \\ A_{31}^\top \mathbb{J}_{n_2} &= A_{13}, \\ \mathbb{J}_{n_1} A_{co} + A_{co}^\top \mathbb{J}_{n_1} - \mathbb{J}_{n_1} B_{co} \mathbb{J}_m B_{co}^\top \mathbb{J}_{n_1} &= 0, \\ \mathbb{J}_{n_2} A_{\bar{co}} + A_{\bar{co}}^\top \mathbb{J}_{n_2} &= 0, \quad (9b) \end{aligned}$$

and

$$B_h = C_h^\top \mathbb{J}_m, \quad B_{co} = \mathbb{J}_{n_1} C_{co}^\top \mathbb{J}_m. \quad (9c)$$

B. Spectral structure of the quantum Kalman canonical form

The specific relations among the components of the system matrices \bar{A} , \bar{B} and \bar{C} , established in Lemma 3.1, can be used to explore the spectral structure of quantum linear systems, which is the focus of this subsection. We denote the set of eigenvalues of a matrix A by $\sigma(A)$.

Let us first look at the $\bar{c}\bar{o}$ subsystem by ignoring the other modes in the Kalman canonical form (6), which is

$$\dot{\mathbf{x}}_{\bar{c}\bar{o}}(t) = A_{\bar{c}\bar{o}} \mathbf{x}_{\bar{c}\bar{o}}(t). \quad (10)$$

The following result shows that the poles of this subsystem are symmetric about both the real and imaginary axes.

Proposition 3.2: If $\lambda \in \sigma(A_{\bar{c}\bar{o}})$, then $-\lambda, \lambda^*, -\lambda^* \in \sigma(A_{\bar{c}\bar{o}})$.

Proof. Let λ and μ be an eigenvalue and eigenvector of the matrix $A_{\bar{c}\bar{o}}$; i.e., $A_{\bar{c}\bar{o}}\mu = \lambda\mu$. By Eq. (9b), $-\lambda\mathbb{J}_{n_2}\mu = -\mathbb{J}_{n_2}A_{\bar{c}\bar{o}}\mu = A_{\bar{c}\bar{o}}^\top\mathbb{J}_{n_2}\mu$. In other words, $-\lambda$ is an eigenvalue of $A_{\bar{c}\bar{o}}^\top$ with the corresponding eigenvector $\mathbb{J}_{n_2}\mu$. As $\sigma(A_{\bar{c}\bar{o}}) = \sigma(A_{\bar{c}\bar{o}}^\top)$, we have $-\lambda \in \sigma(A_{\bar{c}\bar{o}})$. Therefore, if $\lambda \in \sigma(A_{\bar{c}\bar{o}})$, then $-\lambda, \lambda^*, -\lambda^* \in \sigma(A_{\bar{c}\bar{o}})$. \square

In the Kalman canonical form (6), if we ignore the $\bar{c}\bar{o}$ and co subsystems, we obtain the following subsystem

$$\begin{aligned} \begin{bmatrix} \dot{\mathbf{q}}_h(t) \\ \dot{\mathbf{p}}_h(t) \end{bmatrix} &= \begin{bmatrix} A_h^{11} & A_h^{12} \\ 0 & A_h^{22} \end{bmatrix} \begin{bmatrix} \mathbf{q}_h(t) \\ \mathbf{p}_h(t) \end{bmatrix} + \begin{bmatrix} B_h \\ 0 \end{bmatrix} \mathbf{u}(t), \\ \mathbf{y}(t) &= \begin{bmatrix} 0 & C_h \end{bmatrix} \begin{bmatrix} \mathbf{q}_h(t) \\ \mathbf{p}_h(t) \end{bmatrix} + \mathbf{u}(t). \end{aligned} \quad (11)$$

In this paper, the system (11) is called the ‘‘h’’ subsystem.

Proposition 3.3: For the ‘‘h’’ subsystem (11), we have:

- 1) The set of the poles is given by $\sigma(A_h^{11}) \cup \sigma(-A_h^{11})$;
- 2) If λ is a pole of this subsystem, then so are $-\lambda, \lambda^*, -\lambda^*$.

Proof. Item 1) is an immediate consequence of Eq. (9a), while Item 2) follows from Item 1). \square

If $C_+ = 0$ and $\Omega_+ = 0$, the resulting quantum linear system (1) is said to be *passive* ([45], [46], [43], [10], [12]). In the passive case, the existence of purely imaginary poles is equivalent to the existence of the $\bar{c}\bar{o}$ subsystem, as has been proved in [47, Theorem 3.2]. In the general (not necessarily passive) case, according to Propositions 3.2-3.3, the poles of the ‘‘h’’ subsystem and $\bar{c}\bar{o}$ subsystem are symmetric about the real and imaginary axes. However, this spectral property does not guarantee the existence of an ‘‘h’’ subsystem or a $\bar{c}\bar{o}$ subsystem. This is shown by the following counter-example.

Example 3.1: Let

$$A = \begin{bmatrix} 1 & 0 \\ 0 & -1 \end{bmatrix}, \quad B = \begin{bmatrix} 1 & 0 \\ 2 & 0 \end{bmatrix}, \quad C = \begin{bmatrix} 0 & 0 \\ 2 & -1 \end{bmatrix}.$$

It is easy to see that the two poles of the system (A, B, C) are -1 and 1 , which are symmetric about the real and imaginary axes. Moreover, this system is physically realizable as it

satisfies Eq. (8). However, this system is both controllable and observable. Thus it is neither an ‘‘h’’ subsystem nor a $\bar{c}\bar{o}$ subsystem.

Finally, we look at the co subsystem by ignoring the other modes in the Kalman canonical form (6), which is

$$\begin{aligned} \dot{\mathbf{x}}_{co}(t) &= A_{co} \mathbf{x}_{co}(t) + B_{co} \mathbf{u}(t), \\ \mathbf{y}(t) &= C_{co} \mathbf{x}_{co}(t) + \mathbf{u}(t). \end{aligned} \quad (12)$$

In general, the poles of a co subsystem are not symmetric about the real and imaginary axes. For example, let $n = m = 1$, $\Omega_- = C_+ = 0$, and $C_- = \Omega_+ = 1$. It is easy to see that the resulting quantum linear system is both controllable and observable; in other words, it is a co system. However, the poles of this system are $1/2$ and $-3/2$, which are not symmetric about the real and imaginary axes.

The spectral structure of the Kalman canonical form established above implies the following interesting result.

Theorem 3.1: If a quantum linear system is Hurwitz stable, then it is both controllable and observable.

Proof. Assume a given quantum linear system is Hurwitz stable; i.e., all its poles are on the open left-half plane. Without loss of generality, suppose the system is in the Kalman canonical form (6). According to the form of the matrix \bar{A} in Eq. (7), or equivalently [47, Eq. (74)], the poles of the system are those of the $\bar{c}\bar{o}$, co , and ‘‘h’’ subsystems. However, by Propositions 3.2 and 3.3, there must be no the $\bar{c}\bar{o}$ and ‘‘h’’ subsystems. In other words, in this case, the only subsystem in the Kalman canonical form (6) is the co subsystem. This means that the quantum linear system is both controllable and observable. \square

Theorem 3.1 tells us that Hurwitz stability implies controllability and observability for quantum linear systems; in general the converse is not true, as shown by Example 3.1 above. However, for the passive case, Theorem 3.1 can be strengthened to the following result, which has already been proved in [10, Lemma 2].

Corollary 3.1: For a passive quantum linear system, the properties of Hurwitz stability, controllability and observability are all equivalent.

We end this section with a final remark.

Remark 3.1: A $2d \times 2d$ real matrix N is said to be a Hamiltonian matrix if the matrix $\mathbb{J}_d N$ is symmetric; see, e.g., [2, Fact 3.19.1]. If a Hamiltonian matrix has λ as an eigenvalue, then $-\lambda, \lambda^*, -\lambda^*$ are also its eigenvalues. Later in Lemma 3.3 and Remark 3.3 we will show that both the matrices $A_{\bar{c}\bar{o}}$ and $\begin{bmatrix} A_h^{11} & 0 \\ 0 & A_h^{22} \end{bmatrix}$ are Hamiltonian matrices, while in general the matrix A_{co} is not.

C. Parameterization for the quantum Kalman canonical form

For the quantum Kalman canonical form (6), let the system Hamiltonian be

$$\mathbf{H} = \frac{1}{2} \mathbf{x}^\top H \mathbf{x}, \quad (13)$$

where the real-quadrature operator \mathbf{x} satisfies the CCRs $[\mathbf{x}(0), \mathbf{x}(0)^\top] = i\mathbb{J}_n$, and the real matrix $H \in \mathbb{R}^{2n \times 2n}$ is symmetric. Let the coupling operator be

$$\mathbf{L} = \Gamma \mathbf{x}, \quad (14)$$

where $\Gamma \in \mathbb{C}^{m \times 2n}$. In this subsection, we aim to find conditions on the matrices H and Γ such that the QSDEs generated by the system Hamiltonian \mathbf{H} in Eq. (13) and the coupling operator \mathbf{L} in Eq. (14) are exactly the Kalman canonical form (6).

1) *The necessary condition:* By means of Lemma 3.1 given in subsection III-A, we can derive the following result, which presents a necessary condition for the system Hamiltonian \mathbf{H} in Eq. (13) and the coupling operator \mathbf{L} in Eq. (14) to generate the quantum Kalman canonical form (6).

Lemma 3.2: If the system Hamiltonian \mathbf{H} in Eq. (13) and the coupling operator \mathbf{L} in Eq. (14) lead to QSDEs in the Kalman canonical form (6), then the real symmetric matrix H must be of the form

$$H = \left[\begin{array}{cc|cc} 0 & H_h^{12} & 0 & 0 \\ H_h^{12\top} & H_h^{22} & H_{12} & H_{13} \\ \hline 0 & H_{12}^\top & H_{co} & 0 \\ \hline 0 & H_{13}^\top & 0 & H_{\bar{c}\bar{o}} \end{array} \right], \quad (15)$$

where

$$\begin{aligned} H_h^{12} &= -A_h^{22}, \\ H_h^{22} &= A_h^{12} - B_h \mathbb{J}_m B_h^\top / 2, \\ H_{12} &= A_{12} - B_h \mathbb{J}_m B_{co}^\top \mathbb{J}_{n_1} / 2, \\ H_{13} &= A_{13}, \\ H_{co} &= -\mathbb{J}_{n_1} A_{co} + \mathbb{J}_{n_1} B_{co} \mathbb{J}_m B_{co}^\top \mathbb{J}_{n_1} / 2, \\ H_{\bar{c}\bar{o}} &= -\mathbb{J}_{n_2} A_{\bar{c}\bar{o}}, \end{aligned} \quad (16)$$

and the complex matrix Γ must satisfy

$$\left[\begin{array}{c} \Gamma \\ \Gamma^\# \end{array} \right] = \left[\begin{array}{c|c|c} 0 & \Gamma_h & \Gamma_{co} \\ \hline & & 0 \end{array} \right], \quad (17)$$

where

$$\Gamma_h = V_m^\dagger C_h, \quad \Gamma_{co} = V_m^\dagger C_{co}. \quad (18)$$

The proof of Lemma 3.2 is given in **Appendix**.

Remark 3.2: The matrices Γ_{co} and Γ_h in Eq. (18) are of the form

$$\Gamma_{co} = \left[\begin{array}{cc} \Gamma_{co,q} & \Gamma_{co,p} \\ \Gamma_{co,q}^\# & \Gamma_{co,p}^\# \end{array} \right] \in \mathbb{C}^{2m \times 2n_1}, \quad (19a)$$

and

$$\Gamma_h = \left[\begin{array}{c} \Gamma_{h,p} \\ \Gamma_{h,p}^\# \end{array} \right] \in \mathbb{C}^{2m \times n_3}, \quad (19b)$$

respectively. Indeed, Eqs. (19a)-(19b) can be easily established by using Eqs. (7) and (18).

2) *The sufficient condition:* We have shown in Lemma 3.2 that if the system Hamiltonian \mathbf{H} in Eq. (13) and the coupling operator \mathbf{L} in Eq. (14) generate QSDEs in the Kalman canonical form (6), then the real symmetric matrix H has the form (15) and the matrix Γ satisfies (17). In this subsection, we establish the converse result.

Lemma 3.3: If the real symmetric matrix H for the system Hamiltonian (13) is of the form (15) and the complex matrix Γ for the coupling operator (14) satisfies Eq. (17), then the

QSDEs generated are of the form (6), with the matrices \bar{A} , \bar{B} and \bar{C} in Eq. (7) given by

$$\begin{aligned} A_h^{11} &= H_h^{12\top}, \\ A_h^{12} &= H_h^{22} - i\Gamma_h^\dagger J_m \Gamma_h / 2, \\ A_h^{22} &= -H_h^{12}, \\ A_{12} &= H_{12} - i\Gamma_h^\dagger J_m \Gamma_{co} / 2, \\ A_{13} &= H_{13}, \\ A_{co} &= \mathbb{J}_{n_1} H_{co} - i\mathbb{J}_{n_1} \Gamma_{co}^\dagger J_m \Gamma_{co} / 2, \\ A_{\bar{c}\bar{o}} &= \mathbb{J}_{n_2} H_{\bar{c}\bar{o}}, \\ A_{21} &= \mathbb{J}_{n_1} H_{12}^\top - i\mathbb{J}_{n_1} \Gamma_{co}^\dagger J_m \Gamma_h / 2, \\ A_{31} &= \mathbb{J}_{n_2} H_{13}^\top, \\ B_h &= \Gamma_h^\dagger V_m^\dagger \mathbb{J}_m, \\ B_{co} &= \mathbb{J}_{n_1} \Gamma_{co}^\dagger V_m^\dagger \mathbb{J}_m, \end{aligned} \quad (20)$$

and

$$C_h = V_m \Gamma_h, \quad C_{co} = V_m \Gamma_{co}. \quad (21)$$

The proof of Lemma 3.3 is given in **Appendix**.

Remark 3.3: By Eq. (20), $\mathbb{J}_{n_2} A_{\bar{c}\bar{o}} = -H_{\bar{c}\bar{o}}$ is symmetric. Thus, $A_{\bar{c}\bar{o}}$ is a Hamiltonian matrix. Similarly, by Eq. (20), the matrix $\begin{bmatrix} A_h^{11} & 0 \\ 0 & A_h^{22} \end{bmatrix}$ is also a Hamiltonian matrix. On the other hand, if the matrix A_{co} in Eq. (20) is a Hamiltonian matrix, then $\Gamma_{co}^\dagger J_m \Gamma_{co} = \Gamma_{co}^\top J_m \Gamma_{co}^\#$ must hold. However, by Eq. (19a) it can be readily shown that $\Gamma_{co}^\dagger J_m \Gamma_{co} + \Gamma_{co}^\top J_m \Gamma_{co}^\# = 0$. Therefore, in general the matrix A_{co} is not a Hamiltonian matrix. This remark, together with Remark 3.1, describes the spectral structure of the co , $\bar{c}\bar{o}$, and ‘‘h’’ subsystems.

Given the real symmetric matrix H in Eq. (15) and complex matrix Γ satisfying Eq. (17), Lemma 3.3 provides a way for constructing the system matrices \bar{A} , \bar{B} and \bar{C} in the Kalman canonical form. However, to guarantee that the QSDEs are indeed the quantum Kalman canonical form (6), certain controllability and observability conditions have to be satisfied. In what follows, we investigate this problem.

We first establish the following three results, whose proofs are given in **Appendix**.

Lemma 3.4: For the system (6), the following statements are equivalent.

- (i) (A_h^{11}, B_h) is controllable;
- (ii) (A_h^{22}, C_h) is observable;
- (iii) (H_h^{12}, Γ_h) is observable.

Lemma 3.5: For the system (6), the following statements are equivalent.

- (i) (A_{co}, B_{co}) is controllable;
- (ii) (A_{co}, C_{co}) is observable;
- (iii) $(\mathbb{J}_{n_1} H_{co}, \Gamma_{co})$ is observable.

Lemma 3.6: For the system (6), the following statements are equivalent.

- (i) $\left(\left[\begin{array}{cc} \mathbb{J}_{n_1} H_{co} & 0 \\ H_{12} & H_h^{12\top} \end{array} \right], \left[\begin{array}{c} \mathbb{J}_{n_1} \Gamma_{co}^\dagger \\ \Gamma_h^\dagger \end{array} \right] \right)$ is controllable;
- (ii) $\left(\left[\begin{array}{cc} \mathbb{J}_{n_1} H_{co} & \mathbb{J}_{n_1} H_{12}^\top \\ 0 & -H_h^{12} \end{array} \right], \left[\begin{array}{cc} \Gamma_{co} & \Gamma_h \end{array} \right] \right)$ is observable.

Combining Lemma 3.2-3.6, we obtain the main result of this section.

Theorem 3.2: Suppose that the real matrix H in Eq. (15) and complex matrix Γ in Eq. (17) satisfy the following conditions:

- (i) $H_h^{22} = H_h^{22\top}$, $H_{co} = H_{co}^\top$, and $H_{\bar{c}\bar{o}} = H_{\bar{c}\bar{o}}^\top$;
- (ii) $\left(\begin{bmatrix} \mathbb{J}_{n_1} H_{co} & \mathbb{J}_{n_1} H_{12}^\top \\ 0 & -H_h^{12} \end{bmatrix}, [\Gamma_{co} \quad \Gamma_h] \right)$ is observable.

Then the resulting QSDEs are in the Kalman canonical form (6). In other words, \mathbf{x}_{co} is both controllable and observable, $\mathbf{x}_{\bar{c}\bar{o}}$ is neither controllable nor observable, \mathbf{q}_h is controllable and unobservable, and \mathbf{p}_h is uncontrollable and observable. Conversely, if the system Hamiltonian \mathbf{H} in Eq. (13) and the coupling operator \mathbf{L} in Eq. (14) generate the QSDEs in the Kalman canonical form (6), then the conditions (15), (17), and (i)-(ii) above must be satisfied.

Remark 3.4: In the Kalman canonical form (6), \mathbf{q}_h is controllable and unobservable, while \mathbf{p}_h is observable and uncontrollable. Therefore, \mathbf{p}_h is a vector of QND variables ([38], [33], [42], [43], [47]). Moreover, as shown in Lemma 3.4, the observability of (A_h^{22}, C_h) is equivalent to the controllability of (A_h^{11}, B_h) and both of them are equivalent to the observability of (H_h^{12}, Γ_h) . In fact, according to Lemma 3.3, the matrix pair (H_h^{12}, Γ_h) determines the ‘‘h’’ subsystem whose quadratures \mathbf{p}_h are QND variables. Therefore, the existence of an observable pair (H_h^{12}, Γ_h) generates QND variables for the whole quantum linear system. Interestingly, even if the pair (H_h^{12}, Γ_h) is not an observable pair, \mathbf{p}_h are still QND variables provided that the condition (ii) in Theorem 3.2 holds. Examples 5.1 and 5.2 illustrate this point.

D. A refinement of the quantum Kalman canonical form

It follows from the form of the matrix H in (15) that the ‘‘h’’ subsystem (11), in general, interacts with the ‘‘co’’ subsystem (12) and ‘‘ $\bar{c}\bar{o}$ ’’ subsystem (10) via the sub-matrices H_{12} and H_{13} , respectively. As far as the Kalman canonical form is concerned, the sub-matrices H_{12} and H_{13} are free parameters; see also the interconnections among subsystems in Fig. 2. In this subsection, we explore the structures of these and other matrices to refine the Kalman canonical form (6); in particular, we reveal its noiseless and invariant subsystems. To this end, we first introduce the following concept for quantum linear systems.

Definition 3.1: If a quantum linear system G can be written in a concatenation form¹ $G = G_1 \boxplus G_2$, then we say that G_1 and G_2 are *invariant* subsystems of G . Moreover, an invariant subsystem is called a *noiseless* subsystem if it is completely isolated from the environment.

Linear as well as finite-level noiseless systems and invariant systems have been studied in, e.g., [34], [42], [26].

By means of the (H, Γ) representation in Eqs. (15) and (17), we are in a position to construct the noiseless subsystem

¹Given two open quantum systems $G_1 \triangleq (S_1, L_1, H_1)$ and $G_2 \triangleq (S_2, L_2, H_2)$, their concatenation product is defined to be $G_1 \boxplus G_2 \triangleq \left(\begin{bmatrix} S_1 & 0 \\ 0 & S_2 \end{bmatrix}, \begin{bmatrix} L_1 \\ L_2 \end{bmatrix}, H_1 + H_2 \right)$. See [8] for more details.

and the invariant subsystems arising in the quantum Kalman canonical form (6). To begin with, let us consider the noiseless subsystem.

Lemma 3.7: The ‘‘ $\bar{c}\bar{o}$ ’’ subsystem (10) of the Kalman canonical form (6) has a noiseless subsystem $G_{\bar{c}\bar{o}}$ if there exists an orthogonal and blockwise symplectic matrix $\mathcal{P}_{\bar{c}\bar{o}}$ such that

$$\mathcal{P}_{\bar{c}\bar{o}} \mathbf{x}_{\bar{c}\bar{o}} = \begin{bmatrix} \mathbf{x}_{\bar{c}\bar{o}1} \\ \mathbf{x}_{\bar{c}\bar{o}2} \end{bmatrix}, \quad \mathcal{P}_{\bar{c}\bar{o}} H_{\bar{c}\bar{o}} \mathcal{P}_{\bar{c}\bar{o}}^\top = \begin{bmatrix} H_{\bar{c}\bar{o}1} & 0 \\ 0 & H_{\bar{c}\bar{o}2} \end{bmatrix}, \quad (22a)$$

$$H_{13} \mathcal{P}_{\bar{c}\bar{o}}^\top = \begin{bmatrix} H_{131} & 0 \end{bmatrix}, \quad (22b)$$

where the system variables $\mathbf{x}_{\bar{c}\bar{o}1}$ and $\mathbf{x}_{\bar{c}\bar{o}2}$ satisfy the following CCRs

$$(A1) \quad \left[\begin{bmatrix} \mathbf{x}_{\bar{c}\bar{o}1} \\ \mathbf{x}_{\bar{c}\bar{o}2} \end{bmatrix}, \begin{bmatrix} \mathbf{x}_{\bar{c}\bar{o}1} \\ \mathbf{x}_{\bar{c}\bar{o}2} \end{bmatrix}^\top \right] = \imath \begin{bmatrix} \mathbb{J}_{n_2-n_4} & 0 \\ 0 & \mathbb{J}_{n_4} \end{bmatrix}$$

with $n_4 > 0$. In this case, the noiseless subsystem $G_{\bar{c}\bar{o}}$ is given by

$$\dot{\mathbf{x}}_{\bar{c}\bar{o}2}(t) = \mathbb{J}_{n_4} H_{\bar{c}\bar{o}2} \mathbf{x}_{\bar{c}\bar{o}2}(t). \quad (23)$$

Due to page limitation, the proof of Lemma 3.7 is omitted. However, we give the following remark.

Remark 3.5: In order to construct a noiseless subsystem which is itself a quantum-mechanical system, the entries of $\mathbf{x}_{\bar{c}\bar{o}}$ need to be combined in an appropriate way, as has been done by the first equation in (22a). Moreover, condition (A1) in Lemma 3.7 gives the CCRs for the physical quantities $\mathbf{x}_{\bar{c}\bar{o}1}$ and $\mathbf{x}_{\bar{c}\bar{o}2}$. Finally, it can be readily seen from Eqs. (22a)-(22b) that the noiseless subsystem is indeed the one in Eq. (23).

Compared with noiseless subsystems, general invariant subsystems are more complicated as the interaction between the quantum subsystem and the fields also needs to be considered. To make this clearer, we will study these invariant subsystems contained in the Kalman canonical form (6).

Lemma 3.8: The ‘‘co’’ subsystem (12) of the Kalman canonical form (6) has an invariant subsystem G_{co} if there exists an orthogonal and blockwise symplectic matrix \mathcal{P}_{co} such that

$$\mathcal{P}_{co} \mathbf{x}_{co} = \begin{bmatrix} \mathbf{x}_{co1} \\ \mathbf{x}_{co2} \end{bmatrix}, \quad \Gamma_{co} \mathcal{P}_{co}^\top = \begin{bmatrix} \Gamma_{co1} & \Gamma_{co2} \end{bmatrix},$$

$$\mathcal{P}_{co} H_{co} \mathcal{P}_{co}^\top = \begin{bmatrix} H_{co1} & 0 \\ 0 & H_{co2} \end{bmatrix}, \quad H_{12} \mathcal{P}_{co}^\top = \begin{bmatrix} H_{121} & 0 \end{bmatrix}, \quad (24)$$

where the system variables \mathbf{x}_{co1} and \mathbf{x}_{co2} satisfy the condition

$$(B1) \quad \left[\begin{bmatrix} \mathbf{x}_{co1} \\ \mathbf{x}_{co2} \end{bmatrix}, \begin{bmatrix} \mathbf{x}_{co1} \\ \mathbf{x}_{co2} \end{bmatrix}^\top \right] = \imath \begin{bmatrix} \mathbb{J}_{n_1-n_5} & 0 \\ 0 & \mathbb{J}_{n_5} \end{bmatrix}$$

with $n_5 > 0$;

and the constant matrices Γ_{co1} and Γ_{co2} satisfy the condition

$$(B2) \quad \text{each row of } \left[\Gamma_h \quad \Gamma_{co1} \mid \Gamma_{co2} \right] \text{ is in the form of either}$$

$$\left[\Gamma_h^i \quad \Gamma_{co1}^i \mid 0 \right], \quad \text{or} \quad \left[0 \quad 0 \mid \Gamma_{co2}^i \right],$$

where Γ_h^i , Γ_{co1}^i and Γ_{co2}^i , $i = 1, \dots, 2m$, are the i th rows of the matrices Γ_h , Γ_{co1} and Γ_{co2} .

Denote the set of indices of nonzero rows of Γ_{co2} by $\mathbb{I}_{co} = \{i_1, \dots, i_{2m_1}\}$, where $m_1 \leq m$, and $1 \leq i_1 < \dots < i_{2m_1} \leq 2m$. Define

$$\hat{\Gamma}_{co2} \triangleq \begin{bmatrix} \Gamma_{co2}^{i_1} \\ \vdots \\ \Gamma_{co2}^{i_{2m_1}} \end{bmatrix}, \mathbf{y}_{co}(t) \triangleq \begin{bmatrix} \mathbf{y}_{i_1}(t) \\ \vdots \\ \mathbf{y}_{i_{2m_1}}(t) \end{bmatrix},$$

$$\mathbf{u}_{co}(t) \triangleq [\mathbf{u}_{i_1}(t) \ \cdots \ \mathbf{u}_{i_{2m_1}}(t)],$$

where $\mathbf{u}_i(t)$ and $\mathbf{y}_i(t)$ are the i th column and i th row of $\mathbf{u}(t)$ and $\mathbf{y}(t)$, respectively. In this case, the invariant controllable and observable subsystem G_{co} is given by

$$\begin{aligned} \dot{\mathbf{x}}_{co2}(t) &= (\mathbb{J}_{n_5} H_{co2} - \frac{\imath}{2} \mathbb{J}_{n_5} \hat{\Gamma}_{co2}^\dagger J_{m_1} \hat{\Gamma}_{co2}) \mathbf{x}_{co2}(t) \\ &\quad + \mathbb{J}_{n_5} \hat{\Gamma}_{co2}^\dagger V_{m_1}^\dagger \mathbb{J}_{m_1} \mathbf{u}_{co}(t), \\ \mathbf{y}_{co}(t) &= V_{m_1} \hat{\Gamma}_{co2} \mathbf{x}_{co2}(t) + \mathbf{u}_{co}(t). \end{aligned} \quad (25)$$

The proof of Lemma 3.8 is given in **Appendix**.

In a similar way, we can derive the following result for the ‘‘h’’ subsystem, whose proof is omitted.

Lemma 3.9: The ‘‘h’’ subsystem (11) of the Kalman canonical form (6) has an invariant subsystem G_h if there exists an orthogonal and blockwise symplectic matrix \mathcal{P}_h such that

$$\mathcal{P}_h \begin{bmatrix} \mathbf{q}_h \\ \mathbf{p}_h \end{bmatrix} = \begin{bmatrix} \mathbf{q}_{h1} \\ \mathbf{p}_{h1} \\ \mathbf{q}_{h2} \\ \mathbf{p}_{h2} \end{bmatrix}, \Gamma_h \mathcal{P}_h^\top = [\Gamma_{h1} \ \Gamma_{h2}],$$

$$\mathcal{P}_h \begin{bmatrix} 0 & H_h^{12} \\ H_h^{12^\top} & H_h^{22} \end{bmatrix} \mathcal{P}_h^\top = \begin{bmatrix} 0 & H_{h1}^{12} & 0 & 0 \\ H_{h1}^{12^\top} & H_{h1}^{22} & 0 & 0 \\ 0 & 0 & 0 & H_{h2}^{12} \\ 0 & 0 & H_{h2}^{12^\top} & H_{h2}^{22} \end{bmatrix}, \quad (26a)$$

$$\mathcal{P}_h \begin{bmatrix} 0 \\ H_{12} \end{bmatrix} = \begin{bmatrix} 0 \\ H_{12}^1 \\ 0 \\ 0 \end{bmatrix}, \mathcal{P}_h \begin{bmatrix} 0 \\ H_{13} \end{bmatrix} = \begin{bmatrix} 0 \\ H_{13}^1 \\ 0 \\ 0 \end{bmatrix}, \quad (26b)$$

where the system variables \mathbf{q}_{h1} , \mathbf{p}_{h1} , \mathbf{q}_{h2} , and \mathbf{p}_{h2} satisfy the conditions

(C1)

$$\begin{bmatrix} \mathbf{q}_{h1} \\ \mathbf{p}_{h1} \\ \mathbf{q}_{h2} \\ \mathbf{p}_{h2} \end{bmatrix}, \begin{bmatrix} \mathbf{q}_{h1} \\ \mathbf{p}_{h1} \\ \mathbf{q}_{h2} \\ \mathbf{p}_{h2} \end{bmatrix}^\top = \imath \begin{bmatrix} \mathbb{J}_{n_3-n_6} & 0 \\ 0 & \mathbb{J}_{n_6} \end{bmatrix}$$

with $n_6 > 0$;

and constant matrices Γ_{h1} and Γ_{h2} satisfy the condition

(C2) each row of $[\Gamma_{h1} \ \Gamma_{co} \mid \Gamma_{h2}]$ is in the form

$$[\Gamma_{h1}^i \ \Gamma_{co}^i \mid 0], \text{ or } [0 \ 0 \mid \Gamma_{h2}^i],$$

where Γ_{h1}^i , Γ_{h2}^i and Γ_{co}^i , $i = 1, \dots, 2m$, are the i th rows of the matrices Γ_{h1} , Γ_{h2} and Γ_{co} .

Denote the set of indices of nonzero rows of Γ_{h2} by $\mathbb{I}_h = \{i_1, \dots, i_{2m_2}\}$, where $m_2 \leq m$ and $1 \leq i_1 < \dots < i_{2m_2} \leq$

2m. Define

$$\hat{\Gamma}_{h2} \triangleq \begin{bmatrix} \Gamma_{h2}^{i_1} \\ \vdots \\ \Gamma_{h2}^{i_{2m_2}} \end{bmatrix}, \mathbf{y}_h(t) \triangleq \begin{bmatrix} \mathbf{y}_{i_1}(t) \\ \vdots \\ \mathbf{y}_{i_{2m_2}}(t) \end{bmatrix},$$

$$\mathbf{u}_h(t) \triangleq [\mathbf{u}_{i_1}(t) \ \cdots \ \mathbf{u}_{i_{2m_2}}(t)],$$

where $\mathbf{u}_i(t)$ and $\mathbf{y}_i(t)$ are the i th column and i th row of $\mathbf{u}(t)$ and $\mathbf{y}(t)$, respectively. Then the invariant subsystem G_h is given by

$$\begin{aligned} \begin{bmatrix} \dot{\mathbf{q}}_{h2}(t) \\ \dot{\mathbf{p}}_{h2}(t) \end{bmatrix} &= \begin{bmatrix} H_{h2}^{12^\top} & H_{h2}^{22} - \frac{\imath}{2} \hat{\Gamma}_{h2}^\dagger J_{m_2} \hat{\Gamma}_{h2} \\ 0 & -H_{h2}^{12} \end{bmatrix} \begin{bmatrix} \mathbf{q}_{h2}(t) \\ \mathbf{p}_{h2}(t) \end{bmatrix} \\ &\quad + \begin{bmatrix} \hat{\Gamma}_{h2}^\dagger V_{m_2}^\dagger \mathbb{J}_{m_2} \\ 0 \end{bmatrix} \mathbf{u}_h(t), \\ \mathbf{y}_h(t) &= V_{m_2} \hat{\Gamma}_{h2} \mathbf{p}_{h2}(t) + \mathbf{u}_h(t). \end{aligned} \quad (27)$$

By removing subsystems $G_{\bar{c}o}$, G_{co} , G_h from the Kalman canonical form (6), the remaining subsystem, denoted by G_m , is clearly an invariant subsystem. Next, we introduce this invariant subsystem. Let $m_3 = m - m_1 - m_2$. Denote the set of indices of nonzero rows of $[\Gamma_{h1} \ \Gamma_{co1}]$ by $\mathbb{I}_m = \{i_1, \dots, i_{2m_3}\}$, $1 \leq i_1 < \dots < i_{2m_3} \leq 2m$. Define

$$\begin{aligned} \begin{bmatrix} \hat{\Gamma}_{h1} \\ \hat{\Gamma}_{co1} \end{bmatrix} &\triangleq \begin{bmatrix} \Gamma_{h1}^{i_1} & \Gamma_{co1}^{i_1} \\ \vdots & \vdots \\ \Gamma_{h1}^{i_{2m_3}} & \Gamma_{co1}^{i_{2m_3}} \end{bmatrix}, \mathbf{x}_m(t) \triangleq \begin{bmatrix} \mathbf{q}_{h1}(t) \\ \mathbf{p}_{h1}(t) \\ \mathbf{x}_{co1}(t) \\ \mathbf{x}_{\bar{c}o1}(t) \end{bmatrix} \\ \mathbf{y}_m(t) &\triangleq \begin{bmatrix} \mathbf{y}_{i_1}(t) \\ \vdots \\ \mathbf{y}_{i_{2m_3}}(t) \end{bmatrix}, \mathbf{u}_m(t) \triangleq [\mathbf{u}_{i_1}(t) \ \cdots \ \mathbf{u}_{i_{2m_3}}(t)], \end{aligned}$$

where Γ_{h1}^i , Γ_{co1}^i , $i = 1, \dots, 2m$, are the i th row of matrices Γ_{h1} , Γ_{co1} , and $\mathbf{u}_i(t)$, $\mathbf{y}_i(t)$ are the i th column and i th row of $\mathbf{u}(t)$ and $\mathbf{y}(t)$, respectively. The invariant subsystem G_m is of the form

$$\begin{aligned} \dot{\mathbf{x}}_m(t) &= \vec{A} \mathbf{x}_m(t) + \vec{B} \mathbf{u}_m(t), \\ \mathbf{y}_m(t) &= \vec{C} \mathbf{x}_m(t) + \mathbf{u}_m(t), \end{aligned} \quad (28)$$

where

$$\vec{A} \triangleq \begin{bmatrix} A_{h1}^{11} & A_{h1}^{12} & A_{m12} & A_{m13} \\ 0 & A_{h1}^{22} & 0 & 0 \\ 0 & A_{m21} & A_{co1} & 0 \\ 0 & A_{m31} & 0 & A_{\bar{c}o1} \end{bmatrix}, \vec{B} \triangleq \begin{bmatrix} B_{h1} \\ 0 \\ B_{co1} \\ 0 \end{bmatrix},$$

$$\vec{C} \triangleq [0 \ C_{h1} \mid C_{co1} \mid 0],$$

with $A_{h1}^{11} = H_{h1}^{12^\top}$, $A_{h1}^{12} = H_{h1}^{22} - \frac{\imath}{2} \hat{\Gamma}_{h1}^\dagger J_{m_3} \hat{\Gamma}_{h1}$, $A_{h1}^{22} = -H_{h1}^{12}$, $A_{m12} = H_{m12} - \frac{\imath}{2} \hat{\Gamma}_{h1}^\dagger J_{m_3} \hat{\Gamma}_{co1}$, $A_{m13} = H_{m13}$, $A_{co1} = \mathbb{J}_{n_1-n_5} H_{co1} - \frac{\imath}{2} \mathbb{J}_{n_1-n_5} \hat{\Gamma}_{co1}^\dagger J_{m_3} \hat{\Gamma}_{co1}$, $A_{\bar{c}o1} = \mathbb{J}_{n_2-n_4} H_{\bar{c}o1}$, $A_{m21} = \mathbb{J}_{n_1-n_5} H_{m12}^\top - \frac{\imath}{2} \mathbb{J}_{n_1-n_5} \hat{\Gamma}_{co1}^\dagger J_{m_3} \hat{\Gamma}_{h1}$, $A_{m31} = \mathbb{J}_{n_2-n_4} H_{m13}^\top$, $B_{h1} = \hat{\Gamma}_{h1}^\dagger V_{m_3} \mathbb{J}_{m_3}$, $B_{co1} = \mathbb{J}_{n_1-n_5} \hat{\Gamma}_{co1}^\dagger V_{m_3} \mathbb{J}_{m_3}$, $C_{h1} = V_{m_3} \hat{\Gamma}_{h1}$, and $C_{co1} = V_{m_3} \hat{\Gamma}_{co1}$.

Based on Lemmas 3.7-3.9 and the subsystem G_m given in (28), we are now in a position to propose the following result.

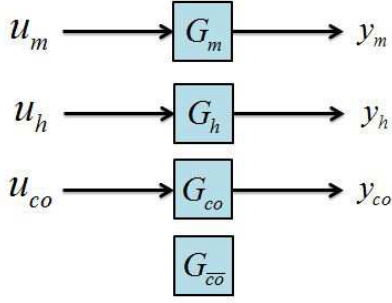


Fig. 3. Block diagram for the quantum Kalman canonical form $G = G_{\bar{c}\bar{o}} \boxplus G_{co} \boxplus G_h \boxplus G_m$, as given in Theorem 3.3.

Theorem 3.3: The quantum Kalman canonical form (6) can be put in the concatenation form

$$G = G_{\bar{c}\bar{o}} \boxplus G_{co} \boxplus G_h \boxplus G_m, \quad (29)$$

where $G_{\bar{c}\bar{o}}$ is the noiseless subsystem given in Lemma 3.7, G_{co} is the invariant controllable and observable subsystem given in Lemma 3.8, G_h is the invariant subsystem given in Lemma 3.9, and G_m is given in (28), provided that

- (i) there exist orthogonal and blockwise symplectic matrices $\mathcal{P}_{\bar{c}\bar{o}}$, \mathcal{P}_{co} and \mathcal{P}_h satisfying (22a), (24), (26a), and

$$\mathcal{P}_h \begin{bmatrix} 0 \\ H_{12} \end{bmatrix} \mathcal{P}_{co}^\top = \begin{bmatrix} 0 & 0 \\ H_{m12} & 0 \\ 0 & 0 \\ 0 & 0 \end{bmatrix},$$

$$\mathcal{P}_h \begin{bmatrix} 0 \\ H_{13} \end{bmatrix} \mathcal{P}_{\bar{c}\bar{o}}^\top = \begin{bmatrix} 0 & 0 \\ H_{m13} & 0 \\ 0 & 0 \\ 0 & 0 \end{bmatrix};$$

- (ii) (A1), (B1)-(B2), and (C1)-(C2) hold;
 (iii) each row of $\left[\begin{array}{c|c} \Gamma_{h1} & \Gamma_{co1} \\ \Gamma_{h2} & \Gamma_{co2} \end{array} \right]$ is in one of the following forms

$$\left[\begin{array}{c|c} \Gamma_{h1}^i & \Gamma_{co1}^i \\ \hline 0 & 0 \end{array} \right],$$

or

$$\left[\begin{array}{c|c} 0 & \Gamma_{h2}^i \\ \hline 0 & 0 \end{array} \right],$$

or

$$\left[\begin{array}{c|c} 0 & 0 \\ \hline 0 & \Gamma_{co2}^i \end{array} \right],$$

where Γ_{h1}^i , Γ_{h2}^i , Γ_{co1}^i and Γ_{co2}^i , $i = 1, \dots, 2m$, are the i th row of matrices Γ_{h1} , Γ_{h2} , Γ_{co1} and Γ_{co2} .

A block diagram for a quantum linear system in the form (29) is shown in Fig. 3.

Remark 3.6: We have the following observations on Theorem 3.3.

- (i) The noiseless subsystem $G_{\bar{c}\bar{o}}$ is a subsystem of the $\bar{c}\bar{o}$ subsystem, as can be seen from Eq. (23); similarly, the invariant subsystem G_{co} is a subsystem of the co subsystem, as can be seen from Eq. (25); and the invariant subsystem G_h is a subsystem of the “h” subsystem, as can be seen from Eq. (27);
 (ii) The invariant subsystem G_m is a mixture of “h”, co , and $\bar{c}\bar{o}$ subsystems, as can be seen from Eq. (28).

- (iii) Comparison of Figs. 2 and 3 tells us the system (29) in Theorem 3.3 involves partitioning system inputs and outputs, while the original Kalman canonical form (6) does not.
 (iv) It is worthwhile to notice that the system decomposition in Fig. 3 is very general. In some cases, some of the subsystems in Fig. 3 may not exist; this can be easily seen from the conditions in Lemmas 3.7-3.9 and Theorem 3.3. On the other hand, there might be more than one invariant co , $\bar{c}\bar{o}$, or “h” subsystems. Indeed, the system in Example 5.4 below can be decomposed into two invariant co subsystems, each of which is a harmonic oscillator driven by a single input field.

It is interesting to see that the subsystem G_m is in the Kalman canonical form (6), while $G_{\bar{c}\bar{o}}$, G_h , and G_{co} are in the form of (10), (11), and (12) respectively. Therefore, the quantum Kalman canonical form (6) is decomposed into four subsystems which are decoupled from each other, and one of which itself is a smaller Kalman canonical form. This means that the Kalman canonical form (6), in general, may not reveal the noiseless subsystem and the invariant subsystems of a given quantum linear system. In Theorem 3.3, a refined decomposition of the matrices H and Γ shows that a quantum linear system can be expressed in the form (29) by appropriate coordinate transformations. Finally, the following should be noted. In the Heisenberg picture of quantum mechanics, a quantum linear system G may be put into a concatenation form, as shown in Fig. 3, where four possible subsystems are decoupled from each other. However, the initial state of the whole system G may still be a state superposed among all these subsystems.

IV. APPLICATIONS TO QUANTUM BAE MEASUREMENTS

In this section, we consider the realization of BAE measurements. We present necessary and sufficient conditions for the quantum Kalman canonical form (6) to realize BAE measurements. These necessary and sufficient conditions are given explicitly in terms of the physical parameters H and Γ .

It is mentioned in Remark 3.4 that QND variables are related to the “h” subsystem in the Kalman canonical form (6). In contrast, as BAE measurements are an input-output property, they are determined completely by the co subsystem. For the quantum linear system (6), the transfer function from \mathbf{u} to \mathbf{y} is

$$\Xi_{\mathbf{u} \rightarrow \mathbf{y}}(s) = C_{co}(sI - A_{co})^{-1}B_{co} + I.$$

Partition the matrices B_{co} and C_{co} as

$$B_{co} = [B_{co,q} \ B_{co,p}], \quad C_{co} = \begin{bmatrix} C_{co,q} \\ C_{co,p} \end{bmatrix},$$

respectively. Then the transfer function from \mathbf{p}_{in} to \mathbf{q}_{out} is

$$\Xi_{\mathbf{p}_{in} \rightarrow \mathbf{q}_{out}}(s) = C_{co,q}(sI - A_{co})^{-1}B_{co,p}. \quad (31)$$

Similarly, the transfer function from \mathbf{q}_{in} to \mathbf{p}_{out} is

$$\Xi_{\mathbf{q}_{in} \rightarrow \mathbf{p}_{out}}(s) = C_{co,p}(sI - A_{co})^{-1}B_{co,q}.$$

The following is the main result of this section, which gives necessary and sufficient conditions for the realization of BAE measurements by the quantum linear system (6).

Theorem 4.1:

- (i) The quantum Kalman canonical form (6) realizes the BAE measurements of \mathbf{q}_{out} with respect to \mathbf{p}_{in} ; i.e.,

$$\Xi_{\mathbf{p}_{\text{in}} \rightarrow \mathbf{q}_{\text{out}}}(s) \equiv 0 \quad (32)$$

if and only if

$$\begin{bmatrix} \text{Re}(\Gamma_{co,q}) & \text{Re}(\Gamma_{co,p}) \end{bmatrix} (sI - \mathbb{J}_{n_1} H_{co})^{-1} \\ \times \begin{bmatrix} \text{Re}(\Gamma_{co,p}^\top) \\ -\text{Re}(\Gamma_{co,q}^\top) \end{bmatrix} \equiv 0; \quad (33)$$

- (ii) The quantum Kalman canonical form (6) realizes the BAE measurements of \mathbf{p}_{out} with respect to \mathbf{q}_{in} ; i.e.,

$$\Xi_{\mathbf{q}_{\text{in}} \rightarrow \mathbf{p}_{\text{out}}}(s) \equiv 0$$

if and only if

$$\begin{bmatrix} \text{Im}(\Gamma_{co,q}) & \text{Im}(\Gamma_{co,p}) \end{bmatrix} (sI - \mathbb{J}_{n_1} H_{co})^{-1} \\ \times \begin{bmatrix} \text{Im}(\Gamma_{co,p}^\top) \\ -\text{Im}(\Gamma_{co,q}^\top) \end{bmatrix} \equiv 0. \quad (34)$$

The proof of Theorem 4.1 is given in **Appendix**.

The following corollary presents a special case of Theorem 4.1.

Corollary 4.1: Let a quantum linear system be parametrized by the Hamiltonian $\mathbf{H} = \frac{1}{2} \mathbf{x}^\top \mathbf{H} \mathbf{x}$ and the coupling operator $\mathbf{L} = \Gamma \mathbf{x}$, where \mathbf{x} satisfies the CCRs $[\mathbf{x}, \mathbf{x}^\top] = \imath \mathbb{J}_n$,

$$\mathbf{H} = \begin{bmatrix} 0 & I_n \\ I_n & 0 \end{bmatrix}, \quad (35)$$

and

$$\Gamma = [\Gamma_q \quad \Gamma_p]$$

with $\Gamma_q, \Gamma_p \in \mathbb{C}^{m \times n}$. We have:

- (i) The system is controllable and observable and $\Xi_{\mathbf{p}_{\text{in}} \rightarrow \mathbf{q}_{\text{out}}}(s) \equiv 0$ if and only if

$$\text{Re}(\Gamma_q) \perp \text{Re}(\Gamma_p), \quad (36)$$

and

$$\text{rank} \left(\begin{bmatrix} \check{\Gamma} \\ \check{\Gamma} \check{J}_n \end{bmatrix} \right) = 2n, \quad (37)$$

where $\check{\Gamma} \triangleq \begin{bmatrix} \Gamma \\ \Gamma^\# \end{bmatrix}$;

- (ii) The system is controllable and observable and $\Xi_{\mathbf{q}_{\text{in}} \rightarrow \mathbf{p}_{\text{out}}}(s) \equiv 0$ if and only if

$$\text{Im}(\Gamma_q) \perp \text{Im}(\Gamma_p), \quad (38)$$

and (37) hold.

The proof of Corollary 4.1 is given in **Appendix**.

V. EXAMPLES

In this section, we use several example to illustrate the theoretical results derived in this paper.

The first example is used to illustrate Theorems 3.2 and 3.3.

Example 5.1: This example is taken from Example 5.1 of [47], where three scenarios, red-detuned regime, blue-detuned regime and phase-shift regimes, have been investigated for a quantum opto-mechanical system. It is easy to see that in the red-detuned regime, the quantum system can be decomposes as $G_{co} \boxplus G_{\bar{c}\bar{o}}$, the same is true for the blue-detuned regime. However, in the phase-shift regime, the quantum system can be decomposes as $G_m \boxplus G_{\bar{c}\bar{o}}$. According to [47, Eq. (83)] and Lemma 3.2 in Subsection III-C1, we can get the following parameters: $H_h^{12} = 0$, $H_h^{22} = 0$, $H_{12} = \lambda[1 \ 0]$, $H_{13} = 0$, $H_{co} = \omega_m \begin{bmatrix} 1 & 0 \\ 0 & -1 \end{bmatrix}$, $H_{\bar{c}\bar{o}} = 0$, $\Gamma_h = 0$, $\Gamma_{co} = \sqrt{\frac{\kappa}{2}} \begin{bmatrix} 1 & \imath \\ 1 & -\imath \end{bmatrix}$. By Eq. (19a), $\Gamma_{co,q} = \sqrt{\frac{\kappa}{2}}$ and $\Gamma_{co,p} = \sqrt{\frac{\kappa}{2}} \imath$. It can be easily verified that Theorem 3.2 holds.

The following example is used to illustrate Theorems 3.2 and 4.1.

Example 5.2: This example is taken from Example 5.2 of [47], which discussed a real physical experiment considered in [25] and [41]. According to [47, Eq. (83)] and Lemma 3.2, we can get the following parameters: $H_h^{12} = -\Omega \mathbb{J}_1$, $H_h^{22} = 0$, $H_{12} = 2\sqrt{2}g \begin{bmatrix} 0 & 0 \\ 1 & 0 \end{bmatrix}$, $H_{13} = 0$, $H_{co} = 0$, $H_{\bar{c}\bar{o}} = 0$, $\Gamma_h = 0$, $\Gamma_{co} = \sqrt{\frac{\kappa}{2}} \begin{bmatrix} 1 & \imath \\ 1 & -\imath \end{bmatrix}$. By Eq. (19a), $\Gamma_{co,q} = \sqrt{\frac{\kappa}{2}}$ and $\Gamma_{co,p} = \sqrt{\frac{\kappa}{2}} \imath$. It can be easily verified that Theorem 3.2 holds. Moreover, it is straightforward to verify that both Eqs. (33) and (34) in Theorem 4.1 hold. Indeed, as analyzed in [47, Example 5.2], this system realizes a quantum BAE measurement of with respect to \mathbf{p}_{in} and also that of \mathbf{p}_{out} with respect to \mathbf{q}_{in} .

The third example is used to illustrate Corollary 4.1.

Example 5.3: Let $n = m = 1$. Choose

$$\mathbf{H} = \begin{bmatrix} 0 & 1 \\ 1 & 0 \end{bmatrix}, \quad \Gamma_q = \imath, \quad \Gamma_p = -\imath.$$

Clearly, \mathbf{H} is of the form (35), and Eq. (36) is satisfied. Moreover, Eq. (37) holds, but Eq. (38) does not. In fact, with the above system parameters, it is easy to see that this controllable and observable system is described by the QSDEs:

$$\begin{bmatrix} \dot{\mathbf{q}}(t) \\ \dot{\mathbf{p}}(t) \end{bmatrix} = \begin{bmatrix} 1 & 0 \\ 0 & -1 \end{bmatrix} \begin{bmatrix} \mathbf{q}(t) \\ \mathbf{p}(t) \end{bmatrix} + \sqrt{2} \begin{bmatrix} 1 & 0 \\ 1 & 0 \end{bmatrix} \begin{bmatrix} \mathbf{q}_{\text{in}}(t) \\ \mathbf{p}_{\text{in}}(t) \end{bmatrix}, \\ \begin{bmatrix} \mathbf{q}_{\text{out}}(t) \\ \mathbf{p}_{\text{out}}(t) \end{bmatrix} = \sqrt{2} \begin{bmatrix} 0 & 0 \\ 1 & -1 \end{bmatrix} \begin{bmatrix} \mathbf{q}(t) \\ \mathbf{p}(t) \end{bmatrix} + \begin{bmatrix} \mathbf{q}_{\text{in}}(t) \\ \mathbf{p}_{\text{in}}(t) \end{bmatrix}.$$

It can be verified that

$$\Xi_{\mathbf{p}_{\text{in}} \rightarrow \mathbf{q}_{\text{out}}}(s) \equiv 0, \quad \Xi_{\mathbf{q}_{\text{in}} \rightarrow \mathbf{p}_{\text{out}}}(s) = \frac{2}{s-1} - \frac{2}{s+1} \neq 0.$$

Finally, for this system, the Hamiltonian \mathbf{H} and the coupling operator \mathbf{L} are respectively

$$\mathbf{H} = \frac{\mathbf{qp} + \mathbf{pq}}{2} = \frac{\mathbf{a}_{co}^2 - (\mathbf{a}_{co}^*)^2}{2\imath},$$

$$\mathbf{L} = \imath(\mathbf{p} - \mathbf{q}) = \frac{1 + \imath}{\imath\sqrt{2}} \mathbf{a}_{co} - \left(\frac{1 + \imath}{\imath\sqrt{2}} \right)^* \mathbf{a}_{co}^*.$$

we have

$$\begin{bmatrix} \Gamma \\ \Gamma^\# \end{bmatrix} = C\hat{T}. \quad (43)$$

Moreover, by Eqs. (5), (7), and (43), we get

$$\begin{bmatrix} \Gamma \\ \Gamma^\# \end{bmatrix} = V_m^\dagger \bar{C} = [0 \quad V_m^\dagger C_h \mid V_m^\dagger C_{co} \mid 0],$$

which yields Eq. (17). \square

Proof of Lemma 3.3. As there are m input fields, we write the coupling operator \mathbf{L} as $\mathbf{L} = [\mathbf{L}_1 \cdots \mathbf{L}_m]^\top$. Given the system Hamiltonian \mathbf{H} and coupling operator \mathbf{L} , the temporal evolution of a system variable \mathbf{X} is given by, ([7], [14], [9]),

$$\begin{aligned} d\mathbf{X}(t) &= -\imath[\mathbf{X}(t), \mathbf{H}(t)]dt + \frac{1}{2} \sum_{j=1}^m \mathbf{L}_j(t)^* [\mathbf{X}(t), \mathbf{L}_j(t)]dt \\ &\quad + \frac{1}{2} \sum_{j=1}^m [\mathbf{L}_j(t)^*, \mathbf{X}(t)] \mathbf{L}_j(t)dt \\ &\quad + \sum_{j=1}^m d\mathbf{B}_j(t)^* [\mathbf{X}(t), \mathbf{L}_j(t)] + \sum_{j=1}^m [\mathbf{L}_j(t)^*, \mathbf{X}(t)] d\mathbf{B}_j(t), \end{aligned}$$

where $\mathbf{B}_j(t) \equiv \int_0^t \mathbf{b}_j(\tau) d\tau$ are quantum Wiener processes ($j = 1, \dots, m$). The above equation can be re-written in a more compact form as

$$\begin{aligned} d\mathbf{X}(t) &= -\imath[\mathbf{X}(t), \mathbf{H}(t)]dt \\ &\quad - \frac{1}{2} \mathbf{L}(t)^\dagger [\mathbf{L}(t), \mathbf{X}(t)]dt + \frac{1}{2} \mathbf{L}(t)^\top [\mathbf{L}(t)^\#, \mathbf{X}(t)]dt \\ &\quad - d\mathbf{B}(t)^\dagger [\mathbf{L}(t), \mathbf{X}(t)] + d\mathbf{B}(t)^\top [\mathbf{L}(t)^\#, \mathbf{X}(t)] \\ &= -\imath[\mathbf{X}(t), \mathbf{H}(t)]dt - \frac{1}{2} \check{\mathbf{L}}(t)^\dagger J_m[\check{\mathbf{L}}(t), \mathbf{X}(t)]dt \\ &\quad - d\check{\mathbf{B}}(t)^\dagger J_m[\check{\mathbf{L}}(t), \mathbf{X}(t)]. \quad (44) \end{aligned}$$

Informally, Eq. (44) can be re-written as

$$\begin{aligned} \dot{\mathbf{X}}(t) &= -\imath[\mathbf{X}(t), \mathbf{H}(t)] - \frac{1}{2} \check{\mathbf{L}}(t)^\dagger J_m[\check{\mathbf{L}}(t), \mathbf{X}(t)] \\ &\quad - \check{\mathbf{b}}(t)^\dagger J_m[\check{\mathbf{L}}(t), \mathbf{X}(t)]. \quad (45) \end{aligned}$$

It should be noted that Eq. (45) should be understood as (44). Using the coordinate transformations (5), Eq. (45) becomes

$$\begin{aligned} \dot{\mathbf{X}}(t) &= -\imath[\mathbf{X}(t), \mathbf{H}(t)] - \frac{1}{2} \check{\mathbf{L}}(t)^\dagger J_m[\check{\mathbf{L}}(t), \mathbf{X}(t)] \\ &\quad - \mathbf{u}(t)^\top V_m J_m[\check{\mathbf{L}}(t), \mathbf{X}(t)]. \quad (46) \end{aligned}$$

Substituting the elements of \mathbf{x} into Eq. (46) and transposing both sides of the resulting equation, we have

$$\begin{aligned} \dot{\mathbf{x}}(t)^\top &= -\imath[\mathbf{x}(t)^\top, \mathbf{H}(t)] - \frac{1}{2} \check{\mathbf{L}}(t)^\dagger J_m[\check{\mathbf{L}}(t), \mathbf{x}(t)^\top] \\ &\quad - \mathbf{u}(t)^\top V_m J_m[\check{\mathbf{L}}(t), \mathbf{x}(t)^\top]. \quad (47) \end{aligned}$$

After system-field interaction, the output fields

$$\check{\mathbf{b}}_{\text{out}}(t) = \check{\mathbf{L}}(t) + \check{\mathbf{b}}(t),$$

are generated, which, by the coordinate transformations (5), in the real quadrature operator representation are

$$\mathbf{y}(t) = V_m \check{\mathbf{L}}(t) + \mathbf{u}(t). \quad (48)$$

Given the matrix H in Eq. (15), the Hamiltonian \mathbf{H} in Eq. (13) can be re-written as

$$\begin{aligned} \mathbf{H} &= \frac{1}{2} \mathbf{q}_h^\top H_h^{12} \mathbf{p}_h + \frac{1}{2} \mathbf{p}_h^\top H_h^{12\top} \mathbf{q}_h + \frac{1}{2} \mathbf{p}_h^\top H_h^{22} \mathbf{p}_h \\ &\quad + \frac{1}{2} \mathbf{p}_h^\top H_{12} \mathbf{x}_{co} + \frac{1}{2} \mathbf{x}_{co}^\top H_{12}^\top \mathbf{p}_h \\ &\quad + \frac{1}{2} \mathbf{x}_{co}^\top H_{co} \mathbf{x}_{co} + \frac{1}{2} \mathbf{x}_{\bar{c}\bar{o}}^\top H_{\bar{c}\bar{o}} \mathbf{x}_{\bar{c}\bar{o}} \\ &\quad + \frac{1}{2} \mathbf{p}_h^\top H_{13} \mathbf{x}_{\bar{c}\bar{o}} + \frac{1}{2} \mathbf{x}_{\bar{c}\bar{o}}^\top H_{13}^\top \mathbf{p}_h. \quad (49) \end{aligned}$$

After standard, although tedious calculation, one can obtain

$$-\imath[\mathbf{x}, \mathbf{H}] = \begin{bmatrix} H_h^{12\top} & H_h^{22} & H_{12} & H_{13} \\ 0 & -H_h^{12} & 0 & 0 \\ 0 & \mathbb{J}_{n_1} H_{12}^\top & \mathbb{J}_{n_1} H_{co} & 0 \\ 0 & \mathbb{J}_{n_2} H_{13}^\top & 0 & \mathbb{J}_{n_2} H_{\bar{c}\bar{o}} \end{bmatrix} \mathbf{x}, \quad (50)$$

and

$$[\check{\mathbf{L}}(t), \mathbf{x}(t)^\top] = -\imath[\Gamma_h \ 0 \ -\Gamma_{co} \ \mathbb{J}_{n_1} \ 0]. \quad (51)$$

Substituting Eqs. (50)-(51) into (47) we get

$$\begin{aligned} \dot{\mathbf{x}}(t) &= (\dot{\mathbf{x}}(t)^\top)^\dagger \\ &= \begin{bmatrix} H_h^{12\top} & H_h^{22} & H_{12} & H_{13} \\ 0 & -H_h^{12} & 0 & 0 \\ 0 & \mathbb{J}_{n_1} H_{12}^\top & \mathbb{J}_{n_1} H_{co} & 0 \\ 0 & \mathbb{J}_{n_2} H_{13}^\top & 0 & \mathbb{J}_{n_2} H_{\bar{c}\bar{o}} \end{bmatrix} \mathbf{x}(t) \\ &\quad - \frac{\imath}{2} \begin{bmatrix} 0 & \Gamma_h^\dagger J_m \Gamma_h & \Gamma_h^\dagger J_m \Gamma_{co} & 0 \\ 0 & 0 & 0 & 0 \\ 0 & \mathbb{J}_{n_1} \Gamma_{co}^\dagger J_m \Gamma_h & \mathbb{J}_{n_1} \Gamma_{co}^\dagger J_m \Gamma_{co} & 0 \\ 0 & 0 & 0 & 0 \end{bmatrix} \mathbf{x}(t) \\ &\quad + \begin{bmatrix} \Gamma_h^\dagger V_m^\dagger \mathbb{J}_m \\ 0 \\ \mathbb{J}_{n_1} \Gamma_{co}^\dagger V_m^\dagger \mathbb{J}_m \\ 0 \end{bmatrix} \mathbf{u}(t), \end{aligned}$$

from which Eq. (20) follows. Finally, by Eq. (17),

$$V_m \check{\mathbf{L}} = V_m (\Gamma_h \mathbf{p}_h + \Gamma_{co} \mathbf{x}_{co}). \quad (52)$$

Substituting Eq. (52) into Eq. (48) yields Eq. (21). \square

Proof of Lemma 3.4. This result is a consequence of Lemmas 3.1 and 3.3. Notice $(A_h^{11}, B_h) = (-A_h^{22\top}, \Gamma_h^\dagger V_m^\dagger \mathbb{J}_m) = (H_h^{12\top}, \Gamma_h^\dagger V_m^\dagger \mathbb{J}_m)$. As a result, (A_h^{11}, B_h) is controllable $\iff (H_h^{12\top}, \Gamma_h^\dagger V_m^\dagger \mathbb{J}_m)$ is controllable $\iff (H_h^{12\top}, \Gamma_h^\dagger V_m^\dagger \mathbb{J}_m)$ is controllable $\iff (H_h^{12}, \mathbb{J}_m V_m \Gamma_h)$ is observable $\iff ((H_h^{12}, \Gamma_h)$ is observable. This establishes the equivalence between (i) and (iii). On the other hand, because $(A_h^{22}, C_h) = (-H_h^{12}, V_m \Gamma_h)$, (A_h^{22}, C_h) is observable $\iff (-H_h^{12}, V_m \Gamma_h)$ is observable $\iff (H_h^{12}, \Gamma_h)$ is observable. This establishes the equivalence between (ii) and (iii). \square

Proof of Lemma 3.5. This result can be proved in a similar way as in the proof of Lemma 3.4. Notice that $(A_{co}, B_{co}) = (\mathbb{J}_{n_1} H_{co} - \imath \mathbb{J}_{n_1} \Gamma_{co}^\dagger J_m \Gamma_{co}/2, \mathbb{J}_{n_1} \Gamma_{co}^\dagger V_m^\dagger \mathbb{J}_m)$. Hence, (A_{co}, B_{co}) is controllable $\iff (\mathbb{J}_{n_1} H_{co} - \imath \mathbb{J}_{n_1} \Gamma_{co}^\dagger J_m \Gamma_{co}/2, \mathbb{J}_{n_1} \Gamma_{co}^\dagger V_m^\dagger \mathbb{J}_m)$ is controllable $\iff (\mathbb{J}_{n_1} H_{co}, \mathbb{J}_{n_1} \Gamma_{co}^\dagger)$ is controllable. The last statement follows since if $x^\dagger (\mathbb{J}_{n_1} H_{co} - \imath \mathbb{J}_{n_1} \Gamma_{co}^\dagger J_m \Gamma_{co}/2) = \lambda x^\dagger$

and $x^\dagger \mathbb{J}_{n_1} \Gamma_{co}^\dagger V_m^\dagger \mathbb{J}_m = 0$, then $x^\dagger \mathbb{J}_{n_1} \Gamma_{co}^\dagger = 0$. As a result, $x^\dagger \mathbb{J}_{n_1} H_{co} = \lambda x^\dagger$. On the other hand, if $x^\dagger \mathbb{J}_{n_1} H_{co} = \lambda x^\dagger$ and $x^\dagger \mathbb{J}_{n_1} \Gamma_{co}^\dagger = 0$, then $x^\dagger \mathbb{J}_{n_1} \Gamma_{co}^\dagger V_m^\dagger \mathbb{J}_m = 0$ and $x^\dagger (\mathbb{J}_{n_1} H_{co} - \mathbb{J}_{n_1} \Gamma_{co}^\dagger J_m \Gamma_{co}/2) = x^\dagger \mathbb{J}_{n_1} H_{co} = \lambda x^\dagger$. Now $(\mathbb{J}_{n_1} H_{co}, \mathbb{J}_{n_1} \Gamma_{co}^\dagger)$ is controllable $\iff (H_{co}, \mathbb{J}_{n_1}, \Gamma_{co}^\dagger)$ is controllable $\iff (\mathbb{J}_{n_1} H_{co}, \Gamma_{co})$ is observable. This establishes the equivalence between (i) and (iii). On the other hand, notice that $(A_{co}, C_{co}) = (\mathbb{J}_{n_1} H_{co} - \mathbb{J}_{n_1} \Gamma_{co}^\dagger J_m \Gamma_{co}/2, V_m \Gamma_{co})$. Hence, (A_{co}, C_{co}) is observable $\iff (\mathbb{J}_{n_1} H_{co} - \mathbb{J}_{n_1} \Gamma_{co}^\dagger J_m \Gamma_{co}/2, V_m \Gamma_{co})$ is observable $\iff (\mathbb{J}_{n_1} H_{co}, V_m \Gamma_{co})$ is observable. The last statement holds since if $(\mathbb{J}_{n_1} H_{co} - \mathbb{J}_{n_1} \Gamma_{co}^\dagger J_m \Gamma_{co}/2)x = \lambda x$, and $V_m \Gamma_{co} x = 0$, then $\Gamma_{co} x = 0$ and $\mathbb{J}_{n_1} H_{co} x = \lambda x$. On the other hand, if $\Gamma_{co} x = 0$ and $\mathbb{J}_{n_1} H_{co} x = \lambda x$, then $V_m \Gamma_{co} x = 0$ and $(\mathbb{J}_{n_1} H_{co} - \mathbb{J}_{n_1} \Gamma_{co}^\dagger J_m \Gamma_{co}/2)x = \mathbb{J}_{n_1} H_{co} x = \lambda x$. Now $(\mathbb{J}_{n_1} H_{co}, V_m \Gamma_{co})$ is observable $\iff (\mathbb{J}_{n_1} H_{co}, \Gamma_{co})$ is observable. This establishes the equivalence between (ii) and (iii). \square

Proof of Lemma 3.6. According to [10, Proposition 1], the controllability and observability of the system (6) are equivalent. Clearly, the system (6) is controllable if and only if the following subsystem

$$\begin{bmatrix} \dot{\mathbf{x}}_{co}(t) \\ \dot{\mathbf{q}}_h(t) \end{bmatrix} = \begin{bmatrix} A_{co} & 0 \\ A_{12} & A_h^{11} \end{bmatrix} \begin{bmatrix} \mathbf{x}_{co}(t) \\ \mathbf{q}_h(t) \end{bmatrix} + \begin{bmatrix} B_{co} \\ B_h \end{bmatrix} \mathbf{u}(t) \quad (53)$$

is controllable. By Lemma 3.3, the system (53) is controllable if and only if $\left(\begin{bmatrix} \mathbb{J}_{n_1} H_{co} & 0 \\ H_{12} & H_h^{12\top} \end{bmatrix}, \begin{bmatrix} \mathbb{J}_{n_1} \Gamma_{co}^\dagger \\ \Gamma_h^\dagger \end{bmatrix} \right)$ is controllable. On the other hand, the system (6) is observable if and only if the following subsystem

$$\begin{aligned} \begin{bmatrix} \dot{\mathbf{x}}_{co}(t) \\ \dot{\mathbf{p}}_h(t) \end{bmatrix} &= \begin{bmatrix} A_{co} & A_{21} \\ 0 & A_h^{22} \end{bmatrix} \begin{bmatrix} \mathbf{x}_{co}(t) \\ \mathbf{p}_h(t) \end{bmatrix} + \begin{bmatrix} B_{co} \\ 0 \end{bmatrix} \mathbf{u}(t), \\ \mathbf{y}(t) &= \begin{bmatrix} C_{co} & C_h \end{bmatrix} \begin{bmatrix} \mathbf{x}_{co}(t) \\ \mathbf{p}_h(t) \end{bmatrix} + \mathbf{u}(t) \end{aligned} \quad (54)$$

is observable. However, by Lemma 3.3, the system (54) is observable if and only if $\left(\begin{bmatrix} \mathbb{J}_{n_1} H_{co} & \mathbb{J}_{n_1} H_{12}^\top \\ 0 & -H_h^{12} \end{bmatrix}, \begin{bmatrix} \Gamma_{co} & \Gamma_h \end{bmatrix} \right)$ is observable. \square

Proof of Lemma 3.8. Define $\mathbf{H}_{co1} \triangleq \frac{1}{2} \mathbf{x}_{co1}^\top H_{co1} \mathbf{x}_{co1}$, $\mathbf{H}_{co2} \triangleq \frac{1}{2} \mathbf{x}_{co2}^\top H_{co2} \mathbf{x}_{co2}$, and $\mathbf{H}_{coh} \triangleq \frac{1}{2} \mathbf{p}_h^\top H_{121} \mathbf{x}_{co1} + \frac{1}{2} \mathbf{x}_{co1}^\top H_{121}^\top \mathbf{p}_h$. Since H_{co} and H_{12} are in the form (24), the system Hamiltonian \mathbf{H}_{co} for the ‘‘co’’ subsystem can be rewritten as follows

$$\mathbf{H}_{co} = \mathbf{H}_{co1} + \mathbf{H}_{co2} + \mathbf{H}_{coh}. \quad (55)$$

On the other hand, it is worth mentioning that \mathbf{L} is a column vector whose elements represent the coupling of each field with the quantum system. This means that swapping the elements in \mathbf{L} does not change the coupling relationship between the fields and the quantum system. Since condition (B2) holds, we can re-arrange the elements in \mathbf{L} to transform it into the following form

$$\begin{bmatrix} \mathbf{L}_{co1} \\ \mathbf{L}_{co2} \end{bmatrix}. \quad (56)$$

where $\begin{bmatrix} \mathbf{L}_{co2} \\ \mathbf{L}_{co1}^\# \end{bmatrix} = \hat{\Gamma}_{co2} \mathbf{x}_{co2}$. By Definition 3.1, Eqs. (55) and (56) imply that the subsystem G_{co} in (25) is an invariant subsystem. In terms of the form (24), it follows from Lemma 3.5 that G_{co} is both controllable and observable. \square

Proof of Theorem 4.1. From Eqs. (19a) and (21), we have

$$\begin{aligned} C_{co,q} &= \sqrt{2} \begin{bmatrix} \text{Re}(\Gamma_{co,q}) & \text{Re}(\Gamma_{co,p}) \end{bmatrix}, \\ C_{co,p} &= \sqrt{2} \begin{bmatrix} \text{Im}(\Gamma_{co,q}) & \text{Im}(\Gamma_{co,p}) \end{bmatrix}. \end{aligned} \quad (57)$$

By Eq. (9c), the following can be obtained

$$B_{co,q} = -\mathbb{J}_{n_1} C_{co,p}^\top, \quad B_{co,p} = \mathbb{J}_{n_1} C_{co,q}^\top. \quad (58)$$

Moreover, by Eq. (16), we have

$$\begin{aligned} A_{co} &= \mathbb{J}_{n_1} H_{co} + B_{co} \mathbb{J}_m B_{co}^\top \mathbb{J}_{n_1}/2 \\ &= \mathbb{J}_{n_1} H_{co} - \mathbb{J}_{n_1} C_{co,p}^\top C_{co,q}/2 + \mathbb{J}_{n_1} C_{co,q}^\top C_{co,p}/2. \end{aligned} \quad (59)$$

(i) According to Eq. (31), Eq. (32) is equivalent to

$$C_{co,q} A_{co}^k B_{co,p} = 0, \quad k = 0, 1, \dots. \quad (60)$$

Moreover, by Eqs. (57) and (58), Eq. (33) is equivalent to

$$C_{co,q} (\mathbb{J}_{n_1} H_{co})^k B_{co,p} = 0, \quad k = 0, 1, \dots. \quad (61)$$

Thus, it suffices to establish the equivalence between Eqs. (60) and (61).

Firstly, we show that Eq. (61) implies Eq. (60). We do this by induction. Suppose Eq. (61) holds. Then

$$C_{co,q} B_{co,p} = 0. \quad (62)$$

Assume that

$$C_{co,q} A_{co}^l B_{co,p} = 0, \quad \forall l \leq k-1. \quad (63)$$

By Eqs. (58) and (59), direct matrix manipulations yield

$$\begin{aligned} &C_{co,q} A_{co}^k B_{co,p} \\ &= C_{co,q} \mathbb{J}_{n_1} H_{co} A_{co}^{k-1} B_{co,p} \\ &\quad - C_{co,q} \mathbb{J}_{n_1} C_{co,p}^\top \boxed{C_{co,q} A_{co}^{k-1} B_{co,p}}/2 \\ &\quad + \boxed{C_{co,q} B_{co,p}} C_{co,p} A_{co}^{k-1} B_{co,p}/2 \\ &= C_{co,q} (\mathbb{J}_{n_1} H_{co}) A_{co}^{k-1} B_{co,p} \\ &= \dots \\ &= C_{co,q} (\mathbb{J}_{n_1} H_{co})^k B_{co,p} \\ &= 0, \end{aligned}$$

where the two terms in the boxes above are both equal to zero due to Eqs. (62) and (63). Therefore, by mathematical induction, Eq. (60) holds.

Secondly, assume that Eq. (60) holds. Clearly, Eq. (62) holds. Assume that

$$C_{co,q} (\mathbb{J}_{n_1} H_{co})^l B_{co,p} = 0, \quad \forall l \leq k-1. \quad (64)$$

By Eqs. (58) and (59),

$$\begin{aligned}
& C_{co,q}(\mathbb{J}_{n_1}H_{co})^k B_{co,p} \\
= & C_{co,q}A_{co}(\mathbb{J}_{n_1}H_{co})^{k-1}B_{co,p} \\
& + C_{co,q}\mathbb{J}_{n_1}C_{co,p}^\top \boxed{C_{co,q}(\mathbb{J}_{n_1}H_{co})^{k-1}B_{co,p}}/2 \\
& - \boxed{C_{co,q}B_{co,p}}C_{co,p}(\mathbb{J}_{n_1}H_{co})^{k-1}B_{co,p}/2 \\
= & C_{co,q}A_{co}(\mathbb{J}_{n_1}H_{co})^{k-1}B_{co,p} \\
= & \dots \\
= & C_{co,q}A_{co}^k B_{co,p} \\
= & 0,
\end{aligned}$$

where the two terms in the boxes above are both equal to zero due to Eqs. (62) and (64). Thus, by mathematical induction, Eq. (61) holds. Thus the equivalence between Eqs. (60) and (61) has been established.

(ii) The proof follows in a similar way as that of (i), and thus is omitted. \square

Proof of Corollary 4.1. Let H be as in Eq. (35). Then $\mathbb{J}_n H = J_n$ and

$$\text{rank} \left(\begin{bmatrix} \check{\Gamma} \\ \check{\Gamma}\mathbb{J}_n H \\ \vdots \\ \check{\Gamma}(\mathbb{J}_n H)^{2n-1} \end{bmatrix} \right) = \text{rank} \left(\begin{bmatrix} \check{\Gamma} \\ \check{\Gamma}J_n \end{bmatrix} \right) \quad (65)$$

Therefore, the observability of $(\mathbb{J}_n H, \check{\Gamma})$ is equivalent to Eq. (37). In a similar way, by Lemma 3.5, the controllability of the system is also equivalent to Eq. (37).

(i) By Eq. (35), it can be seen that Eq. (33) in Theorem 4.1 is equivalent to

$$\begin{aligned}
\text{Re}(\Gamma)(\mathbb{J}_n H)^k \mathbb{J}_n \text{Re}(\Gamma^\top) &= \text{Re}(\Gamma) \begin{bmatrix} I_{n_1} & 0 \\ 0 & -I_{n_1} \end{bmatrix}^k \mathbb{J}_n \text{Re}(\Gamma^\top) \\
&= 0, \quad k = 0, 1, \dots \quad (66)
\end{aligned}$$

However, Eq. (66) is equivalent to

$$\text{Re}(\Gamma_q) \text{Re}(\Gamma_p^\top) - \text{Re}(\Gamma_p) \text{Re}(\Gamma_q^\top) = 0,$$

and

$$\text{Re}(\Gamma_q) \text{Re}(\Gamma_p^\top) + \text{Re}(\Gamma_p) \text{Re}(\Gamma_q^\top) = 0,$$

which are equivalent to Eq. (36).

(ii) In a similar way, it can be shown that Eq. (34) in Theorem 4.1 is equivalent to

$$\text{Im}(\Gamma_q) \text{Im}(\Gamma_p^\top) - \text{Im}(\Gamma_p) \text{Im}(\Gamma_q^\top) = 0,$$

and

$$\text{Im}(\Gamma_q) \text{Im}(\Gamma_p^\top) + \text{Im}(\Gamma_p) \text{Im}(\Gamma_q^\top) = 0,$$

which are equivalent to Eq. (38). \square

REFERENCES

- [1] Anderson, B.D.O., & Vongpanitlerd, S. (1973). *Network analysis and synthesis*. Englewood Cliffs: Prentice-Hall.
- [2] Bernstein, D.S. (2009). *Matrix mathematics: theory, facts, and formulas*. Princeton: Princeton University Press.
- [3] Caniard, T., Verlot, P., Briant, T., Cohadon, P.-F., & Heidmann, A. (2007). Observation of back-action noise cancellation in interferometric and weak force measurements. *Physical Review Letters*, 99(11), 110801.
- [4] Corless, M.J., & Frazho, A. (2003). *Linear systems and control: an operator perspective*. New York: Marcel Dekker, Inc..
- [5] Dong, C., Fiore, V., Kuzyk, M.C., & Wang, H. (2012). Optomechanical dark mode. *Science*, 338(6114), 1609-1613.
- [6] Dong, D., & Petersen, I.R. (2010) Quantum control theory and applications: a survey. *IET Control Theory & Applications*, 4(12), 2651-2671.
- [7] Gardiner, C., & Zoller, P. (2000). *Quantum noise, 2nd ed.*. Springer.
- [8] Gough, J.E., & James, M.R. (2009). The series product and its application to quantum feedforward and feedback networks. *IEEE Transactions on Automatic Control*, 54(11), 2530-2544.
- [9] Gough, J.E., James, M.R., & Nurdin, H.I. (2010). Squeezing components in linear quantum feedback networks. *Physical Review A*, 81(2), 023804.
- [10] Gough, J.E., & Zhang, G. (2015). On realization theory of quantum linear systems. *Automatica*, 59, 139-151.
- [11] Grivopoulos, S., Zhang, G., Petersen, I.R., & Gough, J. E. (2017). The Kalman Decomposition for Linear Quantum Stochastic Systems. In *2017 American Control Conference (ACC)*, 1073-1078.
- [12] Guta M., & Yamamoto, N. (2016). Systems identification for passive linear quantum systems. *IEEE Transactions on Automatic Control*, 61(4), 921-936.
- [13] Hertzberg, J.B., Rocheleau, T., Ndukum, T., Savva, T., Clerk, A.A., & Schwab, K.C. (2010). Back-action-evading measurements of nanomechanical motion. *Nature Physics*, 6, 213-217.
- [14] James, M.R., Nurdin, H.I., & Petersen, I.R. (2008). H_∞ control of linear quantum stochastic systems. *IEEE Transactions on Automatic Control*, 53(8), 1787-1803.
- [15] Kimura, H. (1997). *Chain-scattering approach to H_∞ control*. Boston: Birkhäuser.
- [16] Maalouf, A., & Petersen, I.R. (2011). Bounded real properties for a class of annihilation-operator linear quantum systems. *IEEE Transactions on Automatic Control*, 56(4), 786-801.
- [17] Massel, F., Heikkilä, T.T., Pirkkalainen, J.-M., Cho, S.U., Saloniemi, H., Hakonen, P.J., & Sillanpää, M.A. (2011). Microwave amplification with nanomechanical resonators. *Nature*, 480(7377), 351-354.
- [18] Matyas, A., Jirauschek, C., Peretti, F., Lugli, P., & Csaba, G. (2011). Linear circuit models for on-chip quantum electrodynamics. *IEEE Transactions on Microwave Theory and Techniques*, 59(1), 65-71.
- [19] Moller, C.B., Thomas, R.A., Vasilakis, G., Zeuthen, E., Tsaturyan, Y., Jensen, K., Schliesser, A., Hammerer, K., & Polzik, E.S. (2017). Quantum back-action-evading measurement of motion in a negative mass reference frame. *Nature*, 547(7662), 191-195.
- [20] Nurdin, H.I., James, M.R., & Doherty, A.C. (2009). Network synthesis of linear dynamical quantum stochastic systems. *SIAM Journal on Control and Optimization*, 48(4), 2686-2718.
- [21] Nurdin, H.I. (2010). Synthesis of linear quantum stochastic systems via quantum feedback networks. *IEEE Transactions on Automatic Control*, 55(4), 1008-1013.
- [22] Nurdin, H.I. (2010). On synthesis of linear quantum stochastic systems by pure cascading. *IEEE Transactions on Automatic Control*, 55(10), 2439-2444.
- [23] Nurdin, H.I. (2014). Structures and transformations for model reduction of linear quantum stochastic systems. *IEEE Transactions Automatic Control*, 59(9), 2413-2425.
- [24] Nurdin, H.I., & Yamamoto, N. (2017). *Linear dynamical quantum systems: analysis, synthesis, and control*, Springer.
- [25] Ockeloen-Korppi, C.F., Damskagg, E., Pirkkalainen, J.-M., Clerk, A.A., Woolley, M.J., & Sillanpää, M.A. (2016). Quantum back-action evading measurement of collective mechanical modes. *Physical Review Letters*, 117(14), 140401.
- [26] Pan, Y., Dong, D., & Petersen, I.R. (2017). Dark modes of quantum linear systems. *IEEE Transactions on Automatic Control*, 62(8), 4180-4186.
- [27] Parthasarathy, K. R. (1992). *An introduction to quantum stochastic calculus*. Berlin: Birkhäuser.
- [28] Petersen, I.R. (2011). Cascade cavity realization for a class of complex transfer functions arising in coherent quantum feedback control. *Automatica*, 47(8), 1757-1763.
- [29] Shaiju, A.J. & Petersen, I.R. (2012). A frequency domain condition for the physical realizability of linear quantum systems. *IEEE Transactions on Automatic Control*, 57(8), 2033-2044.
- [30] Stockton, J.K., Handel, R. van, & Mabuchi, H. (2004). Deterministic Dicke state preparation with continuous measurement and control. *Physical Review A*, 70(2), 022106.
- [31] Tezak, N., Niederberger, A., Pavlichin, D.S., Sarma, G., & Mabuchi, H. (2012). Specification of photonic circuits using quantum hardware description language. *Philosophical Transactions of the Royal Society*

- A: Mathematical, Physical and Engineering Sciences*, 370(1979), 5270-5290.
- [32] Tsang, M., & Caves, C.M. (2010). Coherent quantum-noise cancellation for optomechanical sensors. *Physical Review Letters*, 105(12), 123601.
 - [33] Tsang, M., & Caves, C.M. (2012). Evading quantum mechanics: engineering a classical subsystem within a quantum environment. *Physical Review X*, 2(3), 031016.
 - [34] Ticozzi, F., & Viola, L. (2008). Quantum Markovian subsystems: invariance, attractivity and control. *IEEE Transactions on Automatic Control*, 53(9), 2048-2063.
 - [35] Walls, D.F., & Milburn, G.J. (2008). *Quantum optics*, 2nd ed., Berlin: Springer.
 - [36] Wang, Y., & Clerk, A.A. (2012). Using interference for high fidelity quantum state transfer in optomechanics. *Physical Review Letters*, 108(15), 153603.
 - [37] Wang, Y., & Clerk, A.A. (2012). Using dark modes for high-fidelity optomechanical quantum state transfer. *New Journal of Physics*, 14(10), 105010.
 - [38] Wiseman, H.M. (1995). Using feedback to eliminate back-action in quantum measurements. *Physical Review A*, 51(3), 2459-2468.
 - [39] Wiseman, H.M., & Doherty, A.C. (2005). Optimal unravellings for feedback control in linear quantum systems. *Physical Review Letters*, 94(7), 070405.
 - [40] Wiseman, H.M., & Milburn, G.J. (2010). *Quantum measurement and control*. Cambridge: Cambridge University Press.
 - [41] Woolley, M.J., & Clerk, A.A. (2013). Two-mode back-action-evading measurements in cavity optomechanics. *Physical Review A*, 87(6), 063846.
 - [42] Yamamoto, N. (2014). Decoherence-free linear quantum systems. *IEEE Transactions on Automatic Control*, 59(7), 1845-1857.
 - [43] Yamamoto, N. (2014). Coherent versus measurement feedback: Linear systems theory for quantum information. *Physical Review X*, 4(4), 041029.
 - [44] Yokotera, Y., & Yamamoto, N. (2016). Geometric control theory for quantum back-action evasion. *EPJ Quantum Technology*, 3:15.
 - [45] Zhang, G., & James, M.R. (2011). Direct and indirect couplings in coherent feedback control of linear quantum systems," *IEEE Transactions on Automatic Control*, 56(7), 1535-1550.
 - [46] Zhang, G., & James, M.R. (2013). On the response of quantum linear systems to single photon input fields. *IEEE Transactions on Automatic Control*, 58(5), 1221-1235.
 - [47] Zhang, G., Grivopoulos, S., Petersen, I.R., & Gough, J.E. (2018). The Kalman decomposition for linear quantum systems. *IEEE Transactions on Automatic Control*, 63(2), 331-346.
 - [48] Zhou, K., Doyle, J.C. & Glover, K. (1996). *Robust and optimal control*, Upper Saddle River: Prentice Hall.
 - [49] Zhang, J., Liu, Y.X., Wu, R.B., Jacobs, K. & Nori, F. (2017). Quantum feedback: theory, experiments, and applications. *Physics Reports*, 679, 1-60.
 - [50] Zhang, X., Zou, C.-L., Zhu, N., Marquardt, F., Jiang, L., & Tang, H. X. (2015). Magnon dark modes and gradient memory. *Nature Communications*, 6, 8914.