
Minmax Centered k -Partitioning of Trees and Applications to Sink Evacuation with Dynamic Confluent Flows

Di Chen · Mordecai Golin

the date of receipt and acceptance should be inserted later

Abstract Let $T = (V, E)$ be a tree with associated costs on its subtrees. A *minmax k -partition of T* is a partition into k subtrees, minimizing the maximum cost of a subtree over all possible partitions. In the *centered* version of the problem, the cost of a subtree is defined as the minimum cost of “servicing” that subtree using a center located within it. The problem motivating this work was the sink-evacuation problem on trees, i.e., finding a collection of k -sinks that minimize the time required by a confluent dynamic network flow to *evacuate* all supplies to sinks.

This paper provides the first polynomial-time algorithm for solving this problem, running in $O(\max(k, \log n)kn \log^4 n)$ time. The technique developed can be used to solve any Minmax Centered k -Partitioning problem on trees in which the servicing costs satisfy some very general conditions. Solutions can be found for both the discrete case, in which centers must be on vertices, and the continuous case, in which centers may also be placed on edges. The technique developed also improves previous results for finding a minmax cost k -partition of a tree given the location of the sinks in advance.

Keywords Sink Evacuation, Dynamic Flows, Confluent Flows, Facility Location, Parametric Search, Tree Partitioning, Tree Centroid.

1 Introduction

The main result of this paper is the derivation of a new method for solving the general minmax centered k -partitioning problem on trees. The initial motivation was the construction of quickest evacuation protocols on dynamic tree flow

Di Chen

HK University of Science & Technology; E-mail: di.chen@connect.ust.hk

Mordecai Golin

HK University of Science & Technology; E-mail: golin@cse.ust.hk

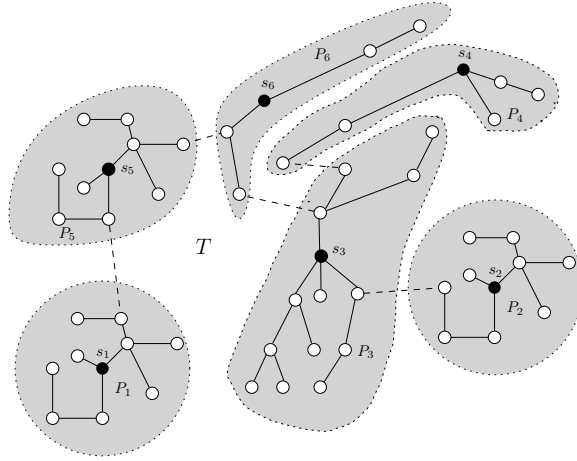


Fig. 1: A 6-partition $\mathcal{P} = \{P_1, \dots, P_6\}$, of tree T . Component P_i has associated sink or center s_i . $f(P_i, s_i)$ is the cost of servicing P_i using s_i . $F_S(\mathcal{P}) = \max_{1 \leq i \leq 6} f(P_i, s_i)$ is the full cost of servicing T with partition \mathcal{P} and sink set $S = \{s_1, \dots, s_6\}$.

networks, a problem that was not solvable within previous tree partitioning frameworks.

A k -partition of a tree $T = (V, E)$ is the removal of $k - 1$ edges to create k subtrees. Let $f(P)$ denote the cost of subtree $P \subseteq V$ (subtrees will be denoted by their nodes). The cost of partition $\mathcal{P} = \{P_1, \dots, P_k\}$ is $F(\mathcal{P}) = \max_i f(P_i)$. The *minmax k -partition problem* is to find a k -partition \mathcal{P} of T that minimizes $F(\mathcal{P})$.

$f(P)$ may sometimes be further defined as $f(P, s)$, the cost of *servicing* the subtree from some sink or center $s \in P$. The cost of the partition will then be $F(\mathcal{P}, S) = \max_i f(P_i, s_i)$ where $S = \{s_1, \dots, s_k\}$ and $s_i \in P_i$. See Fig. 1. The *minmax centered k -partition problem* is to find \mathcal{P}, S that minimizes $F(\mathcal{P}, S)$.

Becker, Perl and Schach [5] introduced a *shifting* algorithm for constructing minmax partitions of trees when $f(P)$ is the sum of the weights of the nodes in P . This technique was then improved and generalized to other functions by them and other authors [3, 33, 1, 4]. [25, 24] discuss extensions to centered partitions. These results only hold for the very restrictive class of *Invariant* functions $f(P)$ (see [4] for a definition). In particular, the QFP cost that will interest us and be defined below will not be an invariant function.

If all nodes $v \in V$ have given weights w_v and $d(v, s)$ is the path-length distance from v to s , then $f(P, s) = \max_{v \in P} w_v d(v, s)$ defines the *k -center problem* which has its own separate literature. Frederickson [16] gives an $O(n)$ algorithm for k -center in an *unweighted* tree, i.e., $w_v \equiv 1$, while the weighted case can be solved in $O(n \log^2 n)$ time [31, 11].

The problem motivating this paper arises from evacuation using *Dynamic Confluent Flows*. *Dynamic flow networks* model movement of items on a graph.

Each vertex v is assigned some initial set of supplies w_v . Supplies flow across edges. Each edge e has a length τ_e – the time required to traverse it – and a capacity c_e , limiting how much flow can enter the edge in one time unit. If all edges have the same capacity $c_e = c$ the network has *uniform capacity*. As supplies move around the graph, *congestion* can occur as supplies back up waiting to enter a vertex, increasing the time needed to send a flow.

Dynamic flow networks were introduced by Ford and Fulkerson in [15] and have since been extensively used and analyzed. The *Quickest Flow Problem (QFP)* starts with w_v units of flow on (source) node v and asks how quickly all of this flow can be moved to designated sinks. Good surveys of the problem and applications can be found in [35, 2, 13, 32].

One variant of the QFP is the transshipment problem in which each sink has a specified demand with total source availability equal to total demand requirement. The problem is to find the minimum time required to satisfy all of the demands. The first polynomial time algorithm for that problem was given by [21] with later improvements by [14].

A variant of the QFP can also model *evacuation problems*, see e.g. [19] for a history. In this, vertex supplies can be visualized as people in one or multiple buildings and the problem is to find a routing strategy (evacuation plan) that evacuates all of them to specified sinks (exits) in minimum time. This differs from the transshipment problem in that the problem is to fully evacuate the sources, not to satisfy the sinks; sinks do not have predefined demands and may absorb arbitrarily large units of supply.

An optimal solution to this problem could assign different paths to different units of supply starting from the same vertex. Physically, this could correspond to two people starting from the same location travelling radically different evacuation paths, possibly even to different exits.

A constrained version of the problem, the one addressed here, is for the plan to assign to each vertex v exactly one *evacuation* edge, $e_v = (v, u_v)$, i.e., a sign stating “this way out”. All people starting at or passing through v must evacuate through e_v . After arriving at u_v they continue onto u_v ’s unique evacuation edge e_{u_v} . They continue following these unique evacuation edges until reaching a sink, where they exit. The initial problem is, given the sinks, to determine a plan minimizing the maximum time needed to evacuate everyone. Note that if each v has a unique evacuation edge e_v then the e_v must form a directed forest with the sinks being the roots of the trees. Thus, an evacuation plan of tree T using k sinks is a centered k -partition of T . See Fig. 2. A different version of the problem is, given k , to find the (vertex) *locations* of the k sinks/exits *and* associated evacuation plan that together minimizes the evacuation time. This is the *k -sink location problem*.

Flows with the property that all flows entering a vertex leave along the same edge are known as *confluent*¹; even in the static case constructing an optimal confluent flow in a general graph G is known to be very difficult. If P

¹ Confluent flows occur naturally in problems other than evacuations, e.g., packet forwarding and railway scheduling [12].

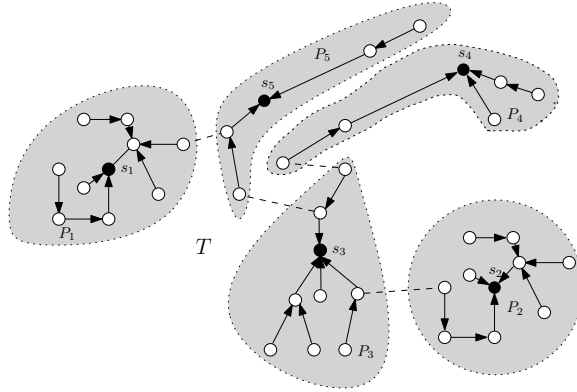


Fig. 2: Each vertex except for the s_i has a unique associated evacuation edge (the s_i evacuate to themselves). These edges form a forest of directed in-trees with the tree roots being the s_i . This forest defines a centered 5-partition of T with centers s_i . The cost of the partition will be the maximum time required for a node to evacuate to its assigned exit s_i . Flows can merge and cause congestion so this evacuation time is a function of entire subtrees and not just of individual node-sink pairs.

\neq NP, then it is impossible to construct a constant-factor approximate optimal confluent flow in polynomial time on a general graph [9, 12, 10, 34] even with only one sink.

If edge capacities are “large enough” then no congestion occurs and every person starting at node v should follow the same shortest path it can to an exit. The cost of the plan will be the length of the maximum shortest path. Minimizing this is exactly the k -center problem on graphs which is already known to be NP-Hard [17, ND50]. Unlike k -center, which is polynomial-time solvable for fixed k , Kamiyama *et al.* [22] proves by reduction to *Partition*, that, even for $k = 1$, finding the min-time evacuation protocol is still NP-Hard for general graphs. This was later extended [18] to show that even for $k = 1$ and the sink location fixed in advance, it is still impossible to approximate the QFP time to within a factor of $o(\log n)$ if $P \neq NP$.

The only solvable known case for the sink location problem for general k is for G a path [6]. For paths with uniform capacities this runs in $\min(O(n + k^2 \log^2 n), O(n \log n))$ time; for paths with general capacities in $\min(O(n \log n + k^2 \log^4 n), O(n \log^3 n))$ time.

When G is a tree, the 1-sink location problem can be solved [28] in $O(n \log^2 n)$ time. This can be reduced [19, 7] down to $O(n \log n)$ for the uniform capacity version, i.e., all the c_e are identical. If the *locations of the k sinks are given as input*, [26] gives a $O(n(c \log n)^{k+1})$ time algorithm evacuation protocol, where c is some constant. This is the problem of partitioning the tree optimally, given that the centers are already known. For “large” k , [27] reduced the time down to $O(n^2 k \log^2 n)$. The literature does not contain any algorithm for solving the

sink-location problem on trees. The best solution using current known results would be to try all possible $\Theta(n^{k-1})$ decompositions of the tree into k subtrees and apply the algorithm of [28], yielding $O(n^k \log^2 n)$ time.

When $k = 1$, [26] also provides an $O(n \log^2 n)$ algorithm for calculating the evacuation cost to a single known sink. For the uniform capacity case, [20, p. 34] gives a formula that reduces the calculation time down to $O(n \log n)$. These two calculation algorithms will be used as oracles in the sequel.

The discussion above implicitly assumed that the sinks must be vertices of the original graph. This is known as the *discrete* case. Another possibility would be to permit sinks to be located anywhere, on edges as well as vertices. This variation is known as the *continuous* case.

This distinction occurs in evacuation modelling, e.g., locating an emergency exit in a hallway *between rooms*. Historically, this distinction is also explicit in the k -center in a tree literature. More specifically, Frederickson's [16] $O(n)$ algorithm for k -center in an *unweighted* tree worked in both the continuous and discrete cases. For weighted k -center, though, the two cases needed two different sets of techniques. [31] gave an $O(n \log^2 n)$ algorithm for the discrete case while the continuous case required $O(n \log^2 n \log \log n)$ time [30]. It was only later realized that a parametric searching technique [11] could reduce the continuous case down to $O(n \log^2 n)$ as well. Weighted k -center restricted to the line can be solved in $O(n \log n)$ in both the discrete and continuous cases but were also originally solved separately; [8] provides a good discussion of the history of that problem.

1.1 Our contributions

This paper gives the first polynomial time algorithm for solving the k -sink location problem on trees. It uses as an oracle a known algorithm for calculating the cost of the problem when $k = 1$ and the sink is known in advance. Our results will be applicable to both the discrete and continuous versions of the problem.

Theorem 1 *The k -sink evacuation problem can be solved in*

- $O(\max(k, \log n) kn \log^4 n)$ time for general-capacity edges and
- $O(\max(k, \log n) kn \log^3 n)$ time for uniform-capacity edges.

This result will be a special case of a general technique that works for a large variety of minmax cost functions on trees. Section 2 formally defines the Sink-Evacuation problem on trees, the more general class of functions for which our technique works and then states our results.

It is instructive to compare our approach to Frederickson's [16] $O(n)$ algorithm for solving the unweighted k -center problem on trees, which was built from the following two ingredients.

1. An $O(n)$ time previously known algorithm for checking *feasibility*, i.e., given $\alpha > 0$, testing whether a k -center solution with cost $\leq \alpha$ exists

2. A clever *parametric search* method to filter the $O(n^2)$ pairwise distances between nodes, one of which is the optimal cost, via the feasibility test.

The main difficulty in solving the sink-evacuation problem is that no polynomial time feasibility test for k -sink evacuation on trees was previously known. The majority of this paper is devoted to constructing such a test. Section 3 derives useful properties of the feasibility problem and Section 4 utilizes these properties to construct an algorithm. This algorithm works by making $O(k \log n)$ (amortized) calls to the 1 fixed-sink algorithm oracle.

There is also no small set of easily defined cost values known to contain the optimal solution. We sidestep this issue in Section 5 by doing parametric searching *within* our feasibility testing algorithm, leading to Theorem 1.

Sections 3, 4 and 5 assume the discrete version of the problem. Section 6 describes the modifications necessary to extend the algorithm to work in the continuous case.

In Section 7 we conclude by noting that a slight modification to the algorithm allows improving, for almost all k , the best previously known algorithm for solving the problem when the k -sink locations are predetermined; from $O(n^2 k \log^2 n)$ [27] down to $O(nk^2 \log^4 n)$.

2 Definitions and Results

Let $G = (V, E)$ be an undirected graph. Each edge $e = (u, v)$ has a travel time τ_e ; flow leaving u at time $t = t_0$ arrives at v at time $t = t_0 + \tau_e$. Each edge also has a *capacity* $c_e \geq 0$. This restricts at most c_e units of flow to enter edge e per every unit of time.

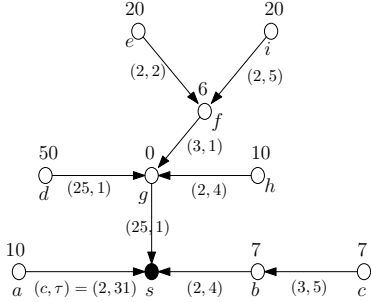
Consider w_u units of (supply) flow waiting at vertex u at time $t = 0$ to traverse edge $e = (u, v)$. They enter e at a rate of c_e units of flow per unit time so the last flow enters e at time w_u/c_e . This flow then travels another τ_e time to reach v . The total time required to move all flow from u to v is then $w_u/c_e + \tau_e$.

If two edges were combined in a path from $u \rightarrow v \rightarrow s$ then flow from u travelling to s might have to wait at v for all the w_v flow to first enter (v, s) . When multiple paths meet, this results in *congestion* that can delay evacuation time in strange ways.

Figure 3 illustrates different types of congestion and gives an example of calculating the evacuation time of a tree to a given sink.

Given a graph G , distinguish a subset $S \subseteq V$ with $|S| = k$ as sinks (exits). An evacuation plan specifies, for each vertex $v \notin S$, the unique edge along which all flow starting at or passing through v evacuates. Furthermore, starting at any v and following the edges will lead from v to one of the S (if $v \in S$, flow at v evacuates immediately through the exit at v). As noted earlier (Figure 2) the evacuation plan defines a confluent flow. The evacuation edges form a directed forest; the root of each tree is one of the designated sinks in S .

Given evacuation plan \mathcal{P} and the w_v specifying the initial flow supply starting at each node, one can calculate, for each vertex, the time (with congestion)



- a completes evacuation at time $31 + 10/2 = 36$.
- b, c complete evacuation at time $4 + 14/2 = 11$.
- All supplies from d pass through g by time 3. This is *before* any other flow arrives at g .
- When supply from e first reaches f it needs to wait for remaining items from f to leave. When supply from i reaches f it needs to wait for items from e to pass through first. The items from i, e, f merge together and stream continuously out of f ; their combined supply can be treated as a supply of 46 starting at f .
- The supplies from f and h meet at g but no congestion is caused because the capacity of (g, s) is large enough to handle the combined stream.
- The last supply to reach s is from i which completes evacuation at time 48.

Fig. 3: An illustration of evacuation of a tree to sink, s . Initial values w_v are above v . Each edge e is labelled with a (capacity, length) pair (c_e, τ_e) . The goal is to evacuate all supplies to s . Note that the tree contains 3 different branches containing, respectively, $\{a\}$, $\{b, c\}$ and $\{d, e, f, g, h, i\}$ whose evacuation times can be calculated separately. The time required to evacuate all supplies to s is 48, which is when the last supply from i arrives at s .

required for all of its flow supply to evacuate. The maximum of this over all v is the minimum time required to evacuate *all* items to some exit using the rules above. Call this the *cost for S associated with the evacuation plan* and denote it by $f(\mathcal{P}, S)$.

The k -sink location problem is to find a subset S of size k and associated \mathcal{P} that minimizes $f(\mathcal{P}, S)$.

2.1 General problem formulation

The input will be a tree $T_{\text{in}} = (V_{\text{in}}, E_{\text{in}})$, and a positive integer k . Let $n = |V_{\text{in}}| = |E_{\text{in}}| + 1$. The output will be $S \subseteq V_{\text{in}}$, $|S| \leq k$, and an associated partition \mathcal{P} of T_{in} into $|S|$ subtrees, each containing one vertex in S , that minimizes $f(\mathcal{P}, S)$ over all possible such pairs.

The algorithms will not explicitly deal with the complicated mechanics of evacuation calculations. Instead they will solve the location problem for any *minmax monotone cost* $f(\cdot, \cdot)$, given an oracle for solving a one-sink problem in which the location of the sink is pre-specified.

This level of abstraction simplifies the formulation and understanding of the algorithms. It can also be useful for solving other similar problems.

2.1.1 Minmax monotone cost functions.

Minmax monotone cost functions are defined below. Note that this definition is consistent with the specific properties of the evacuation problem.

Definition 1 Let $T_{\text{in}} = (V_{\text{in}}, E_{\text{in}})$ be a tree.

Let $U \subset V$. The phrase “ U is a subtree of T ” will denote that the graph induced by U in T is a subtree of T .

For any $u \in V_{\text{in}}$, $\Gamma(u) = \{v \in V_{\text{in}} : (u, v) \in \text{in}E\}$ are the *neighbors* of u . For $U \subset V_{\text{in}}$, $\Gamma(U) = \bigcup_{u \in U} \Gamma(u)$ are the *neighbors* of U .

A *Partition* of $V \subseteq V_{\text{in}}$ is $\mathcal{P} = \{P_1, P_2, \dots, P_t\}$ such that each P_i is a subtree, $\cup_i P_i = V$, and $\forall i \neq j, P_i \cap P_j = \emptyset$. P_i are the *blocks* of \mathcal{P} .

Let $S = \{s_1, s_2, \dots, s_t\} \subseteq V$. $\Lambda[S]$ will denote the set of all partitions $\mathcal{P} = \{P_{s_1}, P_{s_2}, \dots, P_{s_t}\}$ of V_{in} such that $\forall i, S \cap P_{s_i} = \{s_i\}$.

Nodes in P_{s_i} are *assigned to the sink* s_i . For simplicity, we often will just say that *(node) v is assigned to (sink) s_i* .

Let $f : 2^{V_{\text{in}}} \times V_{\text{in}} \rightarrow [0, +\infty]$ be an *atomic cost function*. $f(P, s)$ can be interpreted as *the cost for sink s to serve the set of nodes P* . This interpretation of f imposes the following natural constraints:

1. For $U \subseteq V_{\text{in}}, s \in V_{\text{in}}$,
 - if $U = \{s\}$, then $f(U, s) = 0$.
 - if U is not a subtree of T_{in} , then $f(U, s) = +\infty$.
 - if $s \notin U$ then $f(U, s) = +\infty$;
2. *Set monotonicity*
 If $s \in U_1 \subseteq U_2 \subseteq V_{\text{in}}$, then $f(U_1, s) \leq f(U_2, s)$,
 i.e. the cost can not decrease when a sink has to serve additional nodes.
3. *Path monotonicity*
 Let $U \subset V_{\text{in}}$ and $s \notin U$ but $S \in \Gamma(U)$. Then $f(U \cup \{s\}, s) \geq f(U, s)$.
 Intuitively, this means that as a sink serving U moves away from U , the cost of servicing U can not decrease.
4. *Max tree composition* (Fig. 4)
 Let $T = (U, E')$ be a subtree of T_{in} and $s \in U$ a node with t neighbors. Set $\mathcal{F} = \{T_1, \dots, T_t\}$ to be the forest created by removing s from T , and U_1, \dots, U_t the respective vertices of each tree in \mathcal{F} . Then

$$f(U, s) = \max_{1 \leq i \leq t} f(U_i \cup \{s\}, s).$$

The subtrees U_i will be called *slices* of U defined by s .

Note that 1-5 only define a cost function over one subtree and one single sink. Function $f(\cdot, \cdot)$ is now naturally extended to work on on partitions and sets (Fig. 1).

5. *Max partition composition*

$$\forall \mathcal{P} \in \Lambda[S], \quad f(\mathcal{P}, S) = \max_{P_{s_i} \in \mathcal{P}} f(P, s_i). \quad (1)$$

Definition 2 A cost function $f(\mathcal{P}, S)$ that satisfies properties 1-5 is called *minmax monotone*.

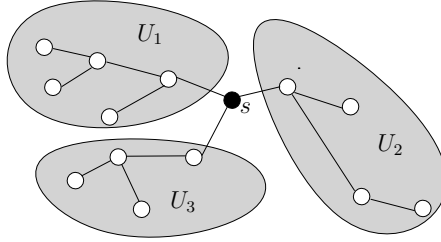


Fig. 4: Example of Max-Composition. Let U denote the complete tree. Removing s creates a forest with three trees, U_1, U_2, U_3 . By definition, $f(U, s) = \max\{f(U_1 \cup \{s\}, s), f(U_2 \cup \{s\}, s), f(U_3 \cup \{s\}, s)\}$.

Given $k > 0$, the main problem will be to find an S^* and $\mathcal{P}^* \in \mathcal{A}[S^*]$ that satisfy

$$f(\mathcal{P}^*, S^*) = \min_{S \subseteq V, |S| \leq k, \mathcal{P} \in \mathcal{A}[S]} f(\mathcal{P}, S). \quad (2)$$

Our algorithms make calls directly to an oracle \mathcal{A} that, given subtree U of T_{in} and $v \in U$, computes $f(U, v)$. As mentioned, in our case of interest, [26] provides an $O(n \log^2 n)$ oracle for general-capacity sink evacuation and [20, p. 34] provides $O(n \log n)$ oracle for uniform-capacity sink evacuation.

Finally, later amortization arguments will require the following definition:

Definition 3 If \mathcal{A} runs in time $t_{\mathcal{A}}(n)$, then \mathcal{A} is *asymptotically subadditive* if

- $t_{\mathcal{A}}(n) = \Omega(n)$ and is non-decreasing.
- For all nonnegative n_i , $\sum_i t_{\mathcal{A}}(n_i) = O\left(t_{\mathcal{A}}\left(\sum_i n_i\right)\right)$.
- $t_{\mathcal{A}}(n+1) = O(t_{\mathcal{A}}(n))$

Note that for $x \geq 1$ and $y \geq 0$, any function of the form $n^x \log^y n$ is asymptotically subadditive so, in particular, the oracles mentioned above are asymptotically subadditive.

2.2 Results

The remainder of the paper is devoted to deriving two algorithms.

The first algorithm and the majority of the paper, provides a feasibility test, which solves a simplified, *bounded-cost* version of the problem. Given k and \mathcal{T} , determine whether there exists a k -partition with cost at most \mathcal{T} .

Problem	Bounded cost minmax k -sink
Input	Tree $T_{\text{in}} = (V_{\text{in}}, E_{\text{in}})$, $k \geq 1$, $\mathcal{T} \geq 0$
Output	$S_{\text{out}} \subseteq V_{\text{in}}$ and $\mathcal{P}_{\text{out}} \in \mathcal{A}[S_{\text{out}}]$ s.t. $ S_{\text{out}} \leq k$ and $f(\mathcal{P}_{\text{out}}, S_{\text{out}}) \leq \mathcal{T}$. If such a $(S_{\text{out}}, \mathcal{P}_{\text{out}})$ pair does not exist, output ‘No’.

The second algorithm is for the original general problem. To find the location of k sinks that minimize the cost of a k -partition.

Problem	Minmax k -sink
Input	Tree $T_{\text{in}} = (V_{\text{in}}, E_{\text{in}})$, $k \geq 1$
Output	$S_{\text{out}} \subseteq V_{\text{in}}$ satisfying $ S \leq k$ and $\mathcal{P}_{\text{out}} \in \Lambda[S_{\text{out}}]$ satisfying Eq. (2)

Our first result is

Theorem 2 *If \mathcal{A} is an asymptotically subadditive algorithm for solving the fixed 1-sink problem that runs in $t_{\mathcal{A}}(n)$ time, then the bounded cost minmax k -sink problem can be solved in time $O(kt_{\mathcal{A}}(n) \log n)$.*

Combining this algorithm with a careful application of parametric searching will yield a solution to the general problem:

Theorem 3 *If \mathcal{A} is an asymptotically subadditive algorithm for solving the fixed 1-sink problem that runs in $t_{\mathcal{A}}(n)$ time then the minmax k -sink problem can be solved in time $O(\max(k, \log n)kt_{\mathcal{A}}(n) \log^2 n)$.*

Theorem 1 follows directly from this and the 1-sink algorithms given by [26] and [20, p. 34].

A simple modification of the 2nd algorithm will also solve the specialized partitioning version in which the sinks are fixed in advance. We will call a minmax monotone function *relaxed* if the defining $f(\cdot, \cdot)$ satisfies properties 1,2, and 4 from Section 2.1.1 but does not necessarily satisfy property 3 (path monotonicity).²

Problem	Relaxed Minmax k fixed-sink
Input	Tree $T_{\text{in}} = (V_{\text{in}}, E_{\text{in}})$, $S \subseteq V$, $ S = k$
Output	$\mathcal{P}_{\text{out}} \in \Lambda[S]$ s.t. $f(\mathcal{P}_{\text{out}}, S) = \min_{\mathcal{P} \in \Lambda[S]} f(\mathcal{P}, S)$

Theorem 4 *If \mathcal{A} is an asymptotically subadditive algorithm for solving the fixed relaxed 1-sink problem that runs in $t_{\mathcal{A}}(n)$ time and that further satisfies $t_{\mathcal{A}}(2n) = O(t_{\mathcal{A}}(n))$, then the minmax k fixed-sink problem can be solved in time $O(k^2 t_{\mathcal{A}}(n) \log^2 n)$.*

For the sink evacuation problem, plugging the $O(n \log^2 n)$ oracle into Theorem 4 leads to a $O(nk^2 \log^4 n)$ time algorithm, substantially improving upon the previously known $O(n(c \log n)^{k+1})$ [26] and $O(n^2 k \log^2 n)$ [27] algorithms when $4 < k \ll n$.

All the results mentioned above hold for both the discrete and the continuous versions of the problem.

² Because the sinks are predefined, they never move and path monotonicity is superfluous.

2.3 More Applications

Although our algorithm was motivated by confluent dynamic flows it is surprisingly easy to apply to unrelated problems. We provide three examples below. The input is always a tree $T_{\text{in}} = (V_{\text{in}}, E_{\text{in}})$.

Given a tree U and center $s \in U$ recall the definition of *slices* U_i in the max-composition rule. The U_i were the subtrees that resulted by removing s .

Example 1: Weighted k -center

Each vertex has weight w_v and each edge (u, v) has length $d(u, v)$. For any pair $(u', v') \notin E$, $d(u', v')$ is the sum of the lengths of the edges on the unique path connecting (u', v')

As a warm-up application we note that our algorithm immediately yields a (non-optimal) algorithm for weighted k center by setting

$$f(U \cup \{s\}, s) = \max_{u \in U} w_u d(s, u)$$

where U is a subtree, $s \notin U$ but $s \in \Gamma(U)$. This $f(\cdot, \cdot)$ satisfies the minmax monotone cost function properties laid out in Section 2.1.1 and can be evaluated in $O(|U|)$ time using a breadth-first search scan of the tree. Thus Theorem 3 yields an $O(\max(k, \log n)kn \log^2 n)$ time algorithm for solving the weighted k -center problem.

The algorithm above is slower than the $O(n \log^2)$ algorithms of [31, 11]. But, those algorithms strongly use parametric searching in a polynomially bounded space (costs defined by pairs of vertices). It would be difficult to modify them to include general constraints. As illustrated below, Theorem 3 permits adding many types of constraints without any increase in running time.

Example 2: Weight constrained weighted k -center

Now denote the weight of a subtree $U \subseteq V_{\text{in}}$ by $W(U) = \sum_{u \in U} w_u$.

Consider the following combination of the weighted k -center problem and minmax weight-partitioning problem [5] that adds the constraint that the weight of all slices is at most some fixed threshold $W > 0$. This W can be viewed as a natural limit on the capacity of the service center s .

For U is a subtree, $s \notin U$ but $s \in \Gamma(U)$ set

$$f(U \cup \{s\}, s) = \begin{cases} \max_{u \in U} w_u d(s, u) & \text{if } W(U) \leq W, \\ \infty & \text{Otherwise} \end{cases} \quad (3)$$

This function also satisfies the minmax monotone cost function properties and can still easily be evaluated by a breadth-first search scan of the tree in $O(|U|)$ time. Solving the minmax k -sink problem for this $f(\cdot, \cdot)$ function using Theorem 3 exactly solves the weighted k -center problem in which each slice is constrained to have weight at most W in $O(\max(k, \log n)kn \log^2 n)$ time.

Adding additional constraints is not difficult. If $d_H(u, v)$ is defined to be the number of edges (hop distance) on the path connecting u and v we could

replace (3) with

$$f(U \cup \{s\}, s) = \begin{cases} \max_{u \in U} d(s, u) & \text{if } W(U) \leq W \text{ and } d_H(u, v) \leq h, \\ \infty & \text{Otherwise} \end{cases}$$

and the algorithm now exactly solves the weighted k -center problem in which each slice is constrained to have weight at most W and no node can be more than h edges from a center. The running time remains the same because $f(U, s)$ can still be evaluated in $O(|U|)$ time.

Example 3: Minmax range partitioning

Motivated by obtaining *balanced* solutions [25] discusses partitioning using *range criteria*. In this problem the k sinks S are specified in the input. For every $u \in V_{\text{in}} \setminus S$ and $s \in S$, c_{is} is a given cost of servicing u with sink s .

The *range-cost* of U serviced by s is

$$f(U, s) = \max_{u, v \in U} |c_{us} - c_{vs}|,$$

i.e., the difference between the maximum and minimum service costs. The problem is to do centered k -partitioning of the tree so as to minimize the maximum range-cost of a subtree.

[25] gives an $O(k^2 n^2)$ algorithm for this problem. While our algorithm can not solve this exact problem it can solve the variation when the range-costs are restricted to slices. That is when $s \notin U$ but $s \in \Gamma(U)$ set

$$f(U \cup \{s\}, s) = \max_{u, v \in U} |c_{us} - c_{vs}|.$$

Note that this yields a *relaxed* minmax monotone function. Since the range-cost can be calculated in $O(|U|)$ time, Theorem 4 yields an $O(k^2 n \log^2 n)$ algorithm for finding a k -partition in which the *max range-cost of a slice* is minimized, almost an order of magnitude faster than the algorithm for the original problem,

We end by noting that the algorithm would remain valid if the range-cost was defined by minimizing the ratio between servicing costs within a slice rather than the absolute difference, i.e., setting

$$f(U \cup \{s\}, s) = \max_{u, v \in U} \frac{c_{us}}{c_{vs}}.$$

3 Useful Properties of the Discrete Bounded-Cost Problem

This section derives structural properties that will permit designing an algorithm. In both this section and Section 4, k and \mathcal{T} are fixed given values.

Definition 4

- A *sink configuration* is a set of sinks $S = \{s_1, s_2, \dots, s_t\} \subseteq V_{\text{in}}$ and associated partition $\mathcal{P} = (P_{s_1}, P_{s_2}, \dots, P_{s_t}) \in \Lambda(S)$.

- A *feasible sink configuration* is a sink configuration satisfying $F_S(\mathcal{P}) \leq \mathcal{T}$; S is a *feasible sink placement*, and \mathcal{P} is a *partition witnessing the feasibility of S* .
- An *optimal feasible configuration* is a feasible sink configuration (S^*, \mathcal{P}^*) with minimum cardinality; we write $k^* := |S^*|$.

Definition 5 Let $S_{\text{out}} = \{s_1, s_2, \dots, s_t\}$ and $\mathcal{P}_{\text{out}} = (P_{s_1}, P_{s_2}, \dots, P_{s_t})$ be a partition of some $V \subseteq V_{\text{in}}$ such that $\forall i, s_i \in P_i$ and $f(P_i, s_i) \leq \mathcal{T}$. Then $(S_{\text{out}}, \mathcal{P}_{\text{out}})$ is a *partial sink configuration*

Definition 6 Let $S \subseteq U \subseteq V$ where U is a subtree of T_{in} . U is *served by S* if, for some partition \mathcal{P} of U , for each $P \in \mathcal{P}$ there exists $s \in S$ such that $f(P, s) \leq \mathcal{T}$.

Note that $(S_{\text{out}}, \mathcal{P}_{\text{out}})$ being a partial sink configuration implies that $\bigcup_{s_i \in S_{\text{out}}} P_{s_i}$ is served by S_{out} .

Definition 7 Let $U \subseteq V$ be a subtree of T_{in} and $v \in V$ (not necessarily in U). v *supports U* if one of the following holds:

- If $v \in U$, then $f(U, v) \leq \mathcal{T}$.
- If $v \notin U$, let Π be the set of nodes on the path from v to U , inclusive of v . Then $f(U \cup \Pi, v) \leq \mathcal{T}$.

Note that if U can be served by S , then for any node in $u \in U$, $\{u\}$ is supported by some $s \in S$. The converse is not generally true.

Definition 8 Let $u, v \in V_{\text{in}}$. $\Pi(u, v)$ denote the unique directed path from u to v inclusive of u, v .

3.1 Greedy construction

Our algorithm greedily grows $(S_{\text{out}}, \mathcal{P}_{\text{out}})$, maintaining the property that it will always be able to be completed to be an optimal feasible configuration. Thus, when the algorithm stops, $(S_{\text{out}}, \mathcal{P}_{\text{out}})$ is either an optimal feasible configuration with $k^* \leq k$, or the algorithm answers no because $k^* \geq S_{\text{out}} > k$. The algorithm also maintains a *Working Tree* $T = (V, E)$ containing uncommitted vertices and a set $S \subseteq S_{\text{out}}$ of sinks that may still have more nodes committed to them.

At the start of the algorithm, $T = T_{\text{in}}$ and $(S_{\text{out}}, \mathcal{P}_{\text{out}}) = (\emptyset, \emptyset)$.

At each step, the algorithm will *commit* a subtree block $P_{\text{new}} \subseteq V$ of previously unserved nodes to a sink s . There will be two types of commits, (Fig. 5) with the following properties:

- *Open commit*: of $P_{\text{new}} \subseteq V$ to **new** sink $s \in V \setminus S_{\text{out}}$. $s \in P_{\text{new}}$
 - s will be added to S_{out} .
 - $P_s = P_{\text{new}}$ will be added to \mathcal{P}_{out} .
 - $P_{\text{new}} \setminus \{s\}$ is removed from working tree T which remains a tree.

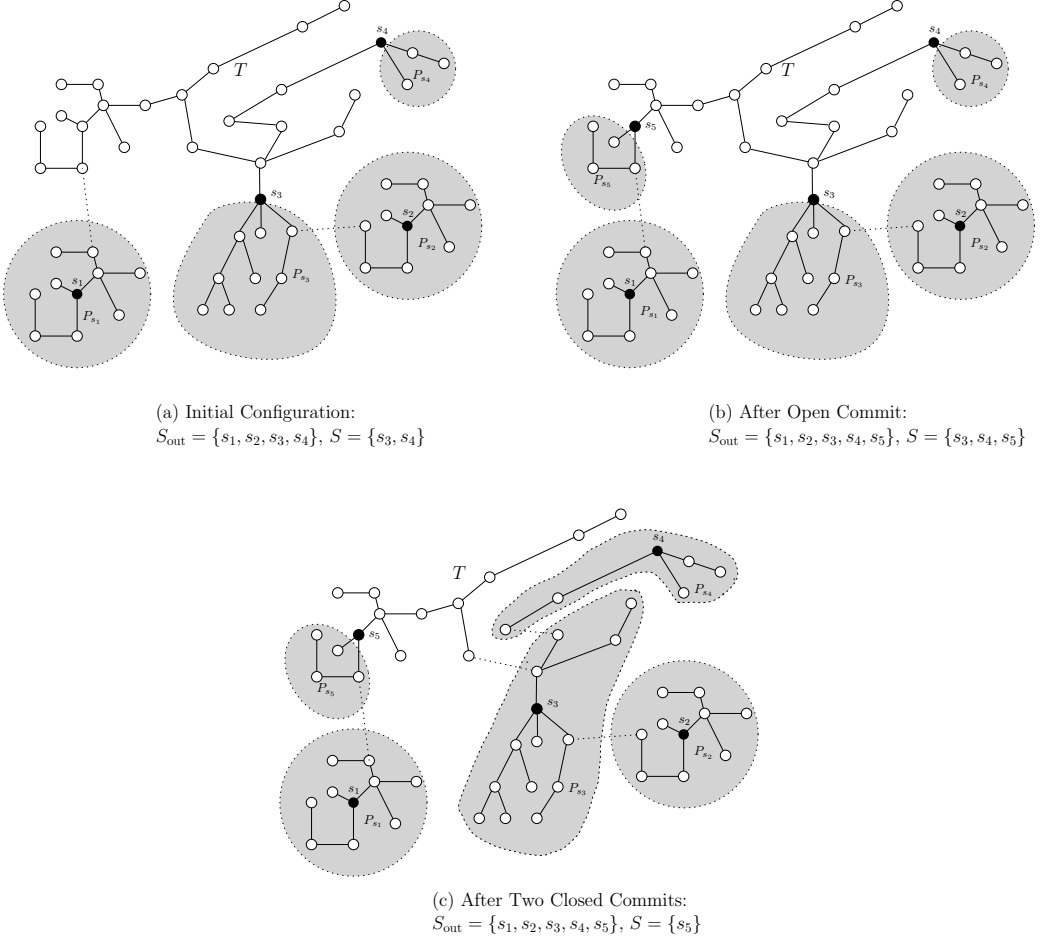


Fig. 5: (a) is a partial sink current configuration. Black nodes are sinks. Gray areas are the P_s associated with those sinks. Note that the “open” sinks $S = \{s_3, s_4\}$ are leaves of the working tree T . (b) is the result of an open commit creating new sink s_5 and its associated P_{s_5} . (c) results from two closed commits performed on s_3 and then s_4 . Note that s_3 and s_4 are now closed and will never have any further nodes committed to them.

- s becomes a leaf of T .
- *Closed commit*: of $P_{\text{new}} \subseteq V$ to **existing** $s \in S_{\text{out}}$ which is a leaf of T
 - If $P_{\text{new}} \neq \emptyset$, it contains unique neighbor of s in V .
 - P_{new} is merged into P_s and s will be closed; no new blocks will henceforth be added to P_s .
 - $P_{\text{new}} \cup \{s\}$ is removed from T , which will remain a tree.

Algorithm 1 encapsulates the above.

Later subsections will define the Peaking (Section 3.2) and Reaching (Section 3.4) subroutines that, respectively, implement *Open* and *Closed* commits.

Set $S = S_{\text{out}} \cap V$ to be the current sinks in the working tree $T = (V, E)$. By construction, the sinks in S will all be leaves of T .

Algorithm 1 Committing block P_{new} to s

```

1: Given  $\mathcal{P}_{\text{out}}, S_{\text{out}}$ 
2: procedure COMMIT( $P_{\text{new}} \subseteq V_{\text{in}}, s$ )
3:   if  $s \in S_{\text{out}}$  then
4:      $P_s := P_{\text{new}} \cup P_s$ 
5:     Remove  $P_{\text{new}} \setminus \{s\}$  from Working Tree  $T$ . ▷ Closed Commit
6:   else
7:      $S_{\text{out}} := S_{\text{out}} \cup \{s\}$  ▷ Open Commit
8:     Create  $P_s := P_{\text{new}}$  and add  $P_s$  to  $\mathcal{P}_{\text{out}}$ 
9:     Remove  $P_{\text{new}} \cup \{s\}$  from Working Tree  $T$ .
10:  end if
11: end procedure

```

The final algorithm will maintain *optimality* of $(S_{\text{out}}, \mathcal{P}_{\text{out}})$. Informally this means that $(S_{\text{out}}, \mathcal{P}_{\text{out}})$ can be completed to an optimal (S^*, \mathcal{P}^*) . Formally

Definition 9 A partial sink configuration $(S_{\text{out}}, \mathcal{P}_{\text{out}})$ is *optimal* relative to Working Tree $T = (V, E)$ if

- (C1) There exists some optimal feasible sink configuration (S^*, \mathcal{P}^*) satisfying:
- (C2) $S_{\text{out}} \subseteq S^*$ and
 - (a) $S^* \setminus V = S_{\text{out}} \setminus V$
 - (b) $S = S_{\text{out}} \cap V$ are leaves of T
 - (c) $S^* \setminus S_{\text{out}} \subseteq V$ (follows from (a) and (b))
- (C3) Let P_s^* be the partition block in \mathcal{P}^* associated with $s \in S^*$.
 - (a) If $s \in S^* \setminus V$ then $P_s = P_s^*$ and $P_s^* \cap V = \emptyset$
 - (b) If $s \in S$, then $P_s \subseteq P_s^*$ and $P_s^* \setminus P_s \subseteq V$
 - (c) If $s \in S^* \setminus S_{\text{out}}$ then $P_s^* \subseteq V$.

Finally, suppose that $(S_{\text{out}}, \mathcal{P}_{\text{out}})$ is an optimal partial sink configuration relative to T . Let $k^* = |S^*|$ and $j = |S_{\text{out}}|$. For later use we note that from (C2) the nodes in S^* can be ordered as follows

$$S^* = \left\{ \overbrace{s_1, \dots, s_i}^{S_{\text{out}} \setminus V}, \overbrace{s_{i+1}, \dots, s_j}^{S = S_{\text{out}} \cap V}, \overbrace{s_{j+1}, \dots, s_{k^*}}^{S^* \setminus S_{\text{out}} \subseteq V} \right\}. \quad (4)$$

The intuition is that a closed commit will move a sink from S to $S_{\text{out}} \setminus V$ and an open commit will move a sink from $S^* \setminus S_{\text{out}}$ to S . $(S_{\text{out}}, \mathcal{P}_{\text{out}})$.

The definitions below are both relative to the current $(S_{\text{out}}, \mathcal{P}_{\text{out}})$ and T .

Definition 10 (Self-sufficiency) Fig. 6.

A subtree $T' = (V', E')$ of T is *self-sufficient* if V' can be served by $S' = S_{\text{out}} \cap V'$.

A *partition of T' induced by its self-sufficiency* is a partition of V' into blocks P_s , $s \in S'$, such that $s \in P_s$, P_s is a subtree of T' and $f(P_s, s) \leq \mathcal{T}$.

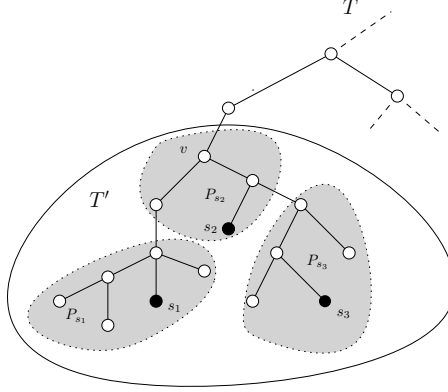


Fig. 6: Self-Sufficiency. $T' = (V', E')$ is the tree “below” v . It contains sinks $S' = S_{\text{out}} \cap V = \{s_1, s_2, s_3\}$. If for $i = 1, 2, 3$, $f(P_i, s_i) \leq \mathcal{T}$, then T' is self-sufficient and P_1, P_2, P_3 is a partition of T' induced by its self-sufficiency.

Definition 11 ($T_{-v}(u)$) Fig. 7.

Let $v \in V$ be an internal node of tree $T = (V, E)$ and $u \in V$ be a neighbor of v . Removing v from T creates a forest \mathcal{F}_{-v} of disjoint subtrees of T .

$T_{-v}(u) = (V_{-v}(u), E_{-v}(u))$ denotes the unique subtree $T' = (V', E') \in \mathcal{F}_{-v}$ such that $u \in V'$.

The removal of edge (u, v) splits T into $T_{-v}(u)$ and $T_{-u}(v)$. The blocks greedily committed by the algorithm will all be self-sufficient subtrees in these forms.

3.2 Subroutine: Peaking Criterion

The definition and lemmas below will justify a mechanism for greedily performing open commits. $T = (V, E)$ will always be the current working tree, $(S_{\text{out}}, \mathcal{P}_{\text{out}})$ will always be an optimal partial sink configuration relative to T and $S = S_{\text{out}} \cap V$.

Definition 12 (Peaking criterion) The ordered pair of points $(u, v) \in V \times V$ satisfies the *peaking criterion* (abbreviated *PC*) if and only if (Fig. 7)

- $(u, v) \in E$,
- $T_{-v}(u)$ contains no sink in S , and
- $f(V_{-v}(u), u) \leq \mathcal{T}$ but $f(V_{-v}(u) \cup \{v\}, v) > \mathcal{T}$.

Lemma 1 (Peaking Lemma) Let (u, v) satisfy the peaking criterion. Then adding u to S_{out} and committing $V_{-v}(u)$ to sink u using Algorithm 1 maintains $(S_{\text{out}}, \mathcal{P}_{\text{out}})$ as an optimal partial sink configuration.

Note: This is exactly an “open commit” as defined in Section 3.1 (Fig. 5(b)).

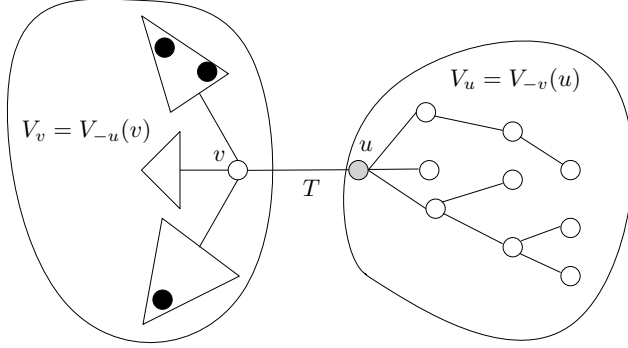


Fig. 7: Peaking criterion. Note that V is partitioned into $V_v = V_{-u}(v)$ and $V_u = V_{-v}(u)$. V_u originally contains no sinks while V_v does (the black nodes). If $f(V_u, u) \leq \mathcal{T}$, then u can serve V_u , so no sink is needed below u ; if $f(V_u \cup \{v\}, v) > \mathcal{T}$, then no node in V_v can singlehandedly support V_u . This pinpoints the position of exactly one sink to be placed at u .

Proof Let (S^*, \mathcal{P}^*) be the feasible sink configuration given by (C1)-(C3). Set $k^* = |S^*|$, $j = |S_{\text{out}}|$. Recall from (4) that S^* can be written as

$$S^* = \left\{ \overbrace{\{s_1, \dots, s_i\}}^{S_{\text{out}} \setminus V}, \overbrace{\{s_{i+1}, \dots, s_j\}}^{S = S_{\text{out}} \cap V}, \overbrace{\{s_{j+1}, \dots, s_{k^*}\}}^{S^* \setminus S_{\text{out}} \subseteq V} \right\}.$$

Recall too (Fig. 7) that V can be partitioned into $V_u = V_{-v}(u)$ and $V_v = V_{-u}(v)$. For all $u' \in V$, let $s(u') \in S^*$ denote the unique sink such that $u' \in P_{s(u')}$. From (C3), $\forall u' \in V$, $s(u') \in V$ and $\Pi(u', s(u'))$ lies in T as well.

Note the following properties with their justifications

- P1 If $u' \in V_u$ and $s(u') \in V_v$, then $s(u') = s(u) = s(v)$.
Because the path $\Pi(s(u'), u')$ passes through v and then u .
- P2 If $v' \in V_v$ and $s(v') \in V_u$, then $s(v') = s(v) = s(u)$.
Because the path $\Pi(s(v'), v')$ passes through u and then v .
- P3 No $s \in S^* \cap V_v$ can support V_u .
Otherwise, from P2, $s = s(v)$. Path monotonicity then implies that v can support V_u , contradicting that (u, v) satisfies the peaking criterion.
- P4 $S \cap V_u = \emptyset$.
Follows directly from (u, v) satisfying the peaking criterion.
- P5 S^* must contain at least one sink $s \in (S_{\text{out}} \setminus S) \cap V_u$.
Follows directly from P3 and P4 and fact that $\forall u' \in V$, $s(u') \in V$.

From P5, $(S^* \setminus S_{\text{out}}) \cap V_u \neq \emptyset$. Without loss of generality assume that $(S^* \setminus S_{\text{out}}) \cap V_u = \{s_{j+1}, \dots, s_r\}$ and set

$$V' = V_u \cup \left(\bigcup_{\ell=j+1}^r P_\ell^* \right) = V_u \cup V'' \quad \text{where} \quad V'' = \left(\left(\bigcup_{\ell=j+1}^r P_\ell^* \right) \setminus V_u \right) \cup \{u\}.$$

Because (u, v) satisfies the peaking criterion, $f(V_u, u) \leq \mathcal{T}$. We claim that $f(V'' \cup \{u\}, u) \leq \mathcal{T}$ as well and thus $f(V', u) \leq \mathcal{T}$. There are two possible cases.

Case (i): $s(u) \in V_v$.

Suppose for some $v' \in V_v$, $s(v') \in V_u$. Then, from P2, $s(u) = s(v')$, contradicting the assumption. Thus, for all $j < \ell \leq r$, $P_{s_\ell}^* \subseteq V_u$. Then $V'' = \{u\}$ so $V' = V_u$ and $f(V', u) \leq \mathcal{T}$

Case (ii): $s(u) \in V_u$.

Since $s(u) \notin \bar{S}_{\text{out}}$, WLOG assume $s(u) = s_{j+1}$.

From P2 and C3(c), if $s \in V_u$ and $s \neq s_{j+1}$ then $P_{s_\ell}^* \subseteq V_u$. Thus

$$V'' = \left(P_{s_{j+1}}^* \cap V_v \right) \cup \{u\}.$$

By construction, V'' is a tree in which u is a leaf. From the fact that the path from s_{j+1} to any node in V_v passes through u and path monotonicity,

$$f(V'', u) \leq f(V'' \cup \Pi(u, s_{j+1}), s_{j+1}) \leq f(P_{s_{j+1}}^*, s_{j+1}) \leq \mathcal{T}.$$

Thus by max-composition, again

$$f(V', u) = \max(f(V_u, u), f(V'', u)) \leq \mathcal{T}. \quad (5)$$

In both case (i) and (ii) perform an open *Commit*(V_u, u), removing $V_u \setminus \{u\}$ from T . Label these new \bar{S}_{out} , $\bar{\mathcal{P}}_{\text{out}}$, \bar{T} and \bar{S} as \bar{S}_{out} , $\bar{\mathcal{P}}_{\text{out}}$, $\bar{T} = (\bar{V}, \bar{E})$ and \bar{S} .

We can now see that \bar{S}_{out} and \bar{T} maintain (C1)-(C3) with the new configuration $(\bar{S}^*, \bar{\mathcal{P}}^*)$, where

$$\bar{S}^* = \left\{ \overbrace{s_1, \dots, s_i}^{\bar{S}_{\text{out}} \setminus \bar{V}}, \overbrace{s_{i+1}, \dots, s_j, u}^{\bar{S} = \bar{S}_{\text{out}} \cap \bar{V}}, \overbrace{s_{r+1}, \dots, s_t}^{S^* \setminus \bar{S}_{\text{out}} \subseteq \bar{V}} \right\},$$

i.e., s_{j+1}, \dots, s_r were removed and u added and, for $s \in \bar{S}^*$,

$$\bar{\mathcal{P}}_s^* = \begin{cases} P_s^* \setminus V' & \text{if } s \neq u, \\ V' & \text{if } s = u. \end{cases}$$

By construction, V' is a subtree and, if $s \neq u$, then $P_s^* \setminus V'$ is also a subtree. Furthermore, also by construction, $\forall s \in \bar{S}^*$, $f(P_s^*, s) \leq \mathcal{T}$. Thus, $(\bar{S}^*, \bar{\mathcal{P}}^*)$ is feasible. It is also optimal because (S^*, \mathcal{P}^*) was optimal and $|\bar{S}^*| \leq |S^*|$. \bar{S}^* satisfies (C2) by construction and noting that u is now a sink of \bar{T} . $(\bar{S}^*, \bar{\mathcal{P}}^*)$ satisfies (C3) by construction and noting that $\bar{P}_u = V_{-v}(u) \subseteq V' = \bar{P}_u^*$.

Thus $(\bar{S}_{\text{out}}, \bar{\mathcal{P}}_{\text{out}})$ is an optimal partial sink configuration relative to \bar{T} . \square

The algorithm will keep attempting to add sinks by finding edges that satisfy the peaking criterion. The next lemma, with its corollary, exactly characterizes when no such edge exists and the process must stop.

Lemma 2 *Suppose for some u, v , $f(V_{-v}(u) \cup \{v\}, v) > \mathcal{T}$, and $S \cap V_{-v}(u) = \emptyset$. Then there exists $u', v' \in V_{-v}(u) \cup \{v\}$ satisfying the peaking criterion.*

Proof Assume by contradiction that no such pair u', v' exists. In particular, this requires that (u, v) doesn't satisfy the peaking criterion so $f(V_{-v}(u), u) > \mathcal{T}$. This implies $|V_{-v}(u)| \geq 2$, because otherwise

$$f(V_{-v}(u), \{u\}) = f(\{u\}, u) = 0 \leq \mathcal{T}.$$

Max composition implies there exists some neighbor of u , $\eta_2 \in V_{-v}(u)$, such that $f(V_{-u}(\eta_2) \cup \{u\}, u) > \mathcal{T}$. Set $\eta_0 = v, \eta_1 = u$

Applying the above argument repeatedly with η_i, η_{i-1} in the place of u, v will generate an infinite sequence of distinct nodes $\eta_0, \eta_1, \eta_2, \dots$ such that $\eta_{i+1} \in V_{\eta_{i-1}}(\eta_i)$ but $f(V_{-\eta_i}(\eta_{i+1}) \cup \{\eta_i\}, \eta_i) > \mathcal{T}$, which is impossible. \square

Corollary 1 $S = S_{\text{out}} \cap V$. If no pair (u, v) in V satisfy the peaking criterion, then exactly one of the following three situations occurs:

1. $\mathbf{S} = \emptyset$:

Then for all $s \in V$, $f(V, s) \leq \mathcal{T}$. Furthermore, for all $s \in V$, $\text{Commit}(V, s)$ will create an optimal feasible sink configuration $(\bar{S}_{\text{out}}, \bar{P}_{\text{out}})$.

2. $\mathbf{S} = \{s\}$ for some $s \in V$:

Then $f(V, s) \leq \mathcal{T}$. Furthermore, $\text{Commit}(V, s)$ will create an optimal feasible sink configuration $(\bar{S}_{\text{out}}, \bar{P}_{\text{out}})$.

3. $|\mathbf{S}| = |\mathbf{V}| = 2$

Let $V = S = \{s, s'\}$. Then $\text{Commit}(\{s\}, s)$ followed by $\text{Commit}(\{s'\}, s')$ will create an optimal feasible sink configuration $(\bar{S}_{\text{out}}, \bar{P}_{\text{out}})$.

4. $|\mathbf{S}| \geq 2$ and $|V| > 2$.

Proof Let $S^* \supseteq S_{\text{out}}$ be the optimal feasible sink placement defined by (C1)-(C3).

(1) If $S = \emptyset$ choose any $s \in V$. Let $r \in V$ be any neighbor of s . The assumption that no edge satisfies the peaking criterion combined with Lemma 2 implies $f(V_{-s}(r) \cup \{s\}, s) \leq \mathcal{T}$. Thus, by max composition, $f(V, s) \leq \mathcal{T}$.

(C2) and (C3) imply that V must be serviced by a sink in $S^* \setminus S_{\text{out}}$ so $|S^*| \geq |S_{\text{out}}| + 1$. On the other hand (C3) also implies $\cup_{s' \in S_{\text{out}}} P_{s'} = V_{\text{in}} \setminus V$.

Thus performing $\text{Commit}(V, s)$ creates a sink configuration that services all nodes in V_{in} and has size $|S_{\text{out}}| + 1 \leq |S^*|$ and is therefore an optimal feasible sink configuration.

(2) If $S = \{s\}$, then s is a leaf in T . Let $r \in V$ be the unique neighbor of s in V . From Lemma 2, $f(V_{-s}(r) \cup \{r\}, r) \leq \mathcal{T}$, since otherwise there exists a pair that satisfies the peaking criterion. Since $V_{-s}(r) \cup \{s\} = V$, $f(V, s) \leq \mathcal{T}$.

(C2) and (C3) imply that for $s' \in S^* \setminus \{s\}$, $P_s = P_{s'}$ and furthermore that $\cup_{s \in S_{\text{out}}} P_s = V_{\text{in}} \setminus V$. Thus performing $\text{Commit}(V, s)$ will then set $\cup_{s \in S_{\text{out}}} \bar{P}_s = (V_{\text{in}} \setminus V) \cup V = V_{\text{in}}$. Since this did not change S_{out} and $|S_{\text{out}}| \leq |S^*|$, S_{out} must therefore be optimal.

(3) is obvious.

(4) If none of (1) (2) or (3) occur, then $|S| \geq 2$ and $|V| > 2$. \square

Our algorithm will repeatedly place sinks using the Peaking Lemma until no edge satisfying the peaking condition can be found. It maintains the invariant that $(S_{\text{out}}, \mathcal{P}_{\text{out}})$ remains optimal relative to working tree T .

Corollary 1 implies that if no edge satisfying the lemma can be found and $|S| < 2$, or $|S| = |V| = 2$ then the resulting sink configuration constructed is optimal.

3.3 The Hub Tree

The peaking lemma will be the only method of adding *new* sinks to S_{out} . If the peaking criterion no longer hold for any pair (u, v) but \mathcal{P}_{out} still does not contain a full partition, another mechanism be needed to perform closed commits of unserved blocks to already existing sinks.

Section 3.4 introduces the *Reaching Criterion* for this. It will first require defining the *hub tree*.

Definition 13 (Hubs) See Fig. 8.

Let $T = (V, E)$ be the working tree and S the set of sinks in T . Recall that nodes in S are leaves of T . Assume $|S| \geq 2$, $|V| > 2$ and that T is rooted at some non-sink r such that at least two of r 's children are sinks or have sink descendants

- Let $H(S) \subseteq V$ be the set of lowest common ancestors of all pairs of sinks in T . The nodes in $H(S)$ are the *hubs* associated with S .
- The *hub tree* $T_{H(S)} = (V_{H(S)}, E_{H(S)})$ is the rooted subtree of T that contains all vertices and edges contained in all of the paths $\Pi(s, r)$ where $s \in S$.
- For $u \in V_{H(S)}$, set $\mathbf{T}(\mathbf{u}) = (\mathbf{V}(\mathbf{u}), \mathbf{E}(\mathbf{u}))$ to be the subtree of T rooted (down) at u .

Definition 14 (Outstanding branches) A node $w \in V_{H(S)}$ *branches out* to η if η is a neighbor of w in T that does not exist in $V_{H(S)}$. The subtree $T' := T_{-w}(\eta)$ is called an *outstanding branch*; we say that T' is *attached* to w .

From the definition of the hub tree, outstanding branches contain no sinks.

Definition 15 (Bulk path) Given $u, v \in V_{H(S)}$, the *bulk path* $\text{BP}(u, v)$ is the union of path $\Pi(u, v)$ with all the nodes in all outstanding branches that are attached to any node in $\Pi(u, v)$. $\text{BP}(v, v)$ denotes the special case of the union of v and of all the outstanding branches falling off of v .

We can now describe what occurs when the peaking criterion is inapplicable.

Definition 16 (RC-viable)

T is *RC-viable* (with respect to S) if for every $T' = (V', E')$ that is an outstanding branch attached to $w \in V_{H(S)}$, $f(V' \cup \{w\}, w) \leq \mathcal{T}$.

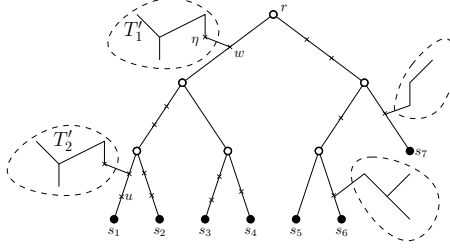


Fig. 8: Visualization of hub tree $T_H(S)$ with root r . Areas enclosed by dashed lines are outstanding branches (and are not in the hub tree), filled circles denote sinks, and unfilled circles denote hubs. $BP(u, w)$ is the union of the path $\Pi(u, w)$ in the hub tree and the two outstanding branches T'_1 and T'_2 along with the edges connecting T'_1, T'_2 to the path. $T(w)$ is the tree rooted at w and includes everything below it, including T'_1, T'_2 and sinks s_1 - s_4 .

Lemma 3 *If no ordered pair $(u, v) \in V \times V$ satisfies the peaking criterion then T is RC-viable (with respect to S).*

Proof Let $T' := (V', E') = T_{-w}(\eta)$ be an arbitrary outstanding branch attached to some node $w \in V_{H(S)}$. If $f(V' \cup \{w\}, w) > \mathcal{T}$ then from Lemma 2, T' would contain an ordered pair (u, v) satisfying the peaking criterion. Since no such pair exists, $f(V' \cup \{w\}, w) \leq \mathcal{T}$. This is true for all outstanding branches and thus T is RC-viable. \square

Lemma 4 *Let $(S_{\text{out}}, \mathcal{P}_{\text{out}})$ be optimal relative to working tree $T = (V, E)$ and T is RC-viable. Then in the optimal feasible sink configuration (S^*, \mathcal{P}^*) referenced in Definition 9 conditions (C1)-(C3), S^* can be assumed not to contain any sink in an outstanding branch.*

Proof Suppose S^* did contain a sink s located in an outstanding branch of T attached to some $w \in V_{H(S)}$. Then RC-viability implies that s could be moved to w , not increasing the size of S^* , while maintaining the feasibility of the sink configuration (this might require modifying \mathcal{P}^*) and the validity of (C1)-(C3). \square

This last lemma permits assuming that all sinks in $S^* \setminus S_{\text{out}}$ are in $V_{H(S)}$.

3.4 Subroutine: Reaching Criterion

The definition and lemmas below will justify a mechanism for greedily performing closed commits.

Definition 17 A node $v \in V_{H(S)}$ can evacuate to $s \in S$ if $f(BP(v, s), s) \leq \mathcal{T}$.

Definition 18 (Reaching criterion) Let T be RC-viable with respect to S and $(u, v) \in V_{H(S)} \times V_{H(S)}$ be an ordered pair of nodes. Then (u, v) satisfies the *Reaching Criterion (RC)* if and only if (Fig. 9)

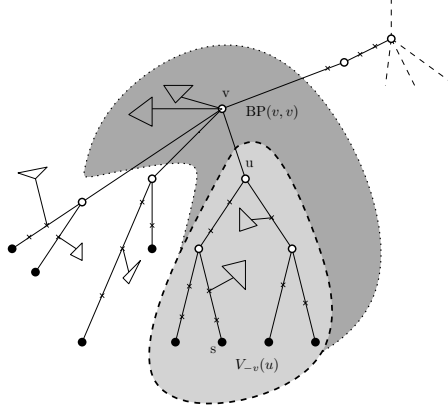


Fig. 9: Reaching criterion. Filled circles are sinks, unfilled circles are hubs, triangles are outstanding branches. $V_{-v}(u)$ is the light gray area; $BP(v, v)$ is the dark gray area; it contains v and the outstanding branches falling off of it. If T is RC-viable, sinks never need to be placed in outstanding branches. If $T_{-v}(u)$ is self-sufficient, then $T_{-v}(u)$ can be evacuated to the sinks in $V_{-v}(u)$. If $BP(v, v) \cup V_{-v}(u)$ is not self-sufficient, RC-viability implies that v will not be served by any sink $s \in V_{-v}(u)$ because assigning v to sink $s \in T_{-v}(u)$ would force all nodes in $BP(v, v)$ to also be assigned to s . This would be infeasible unless a new sink was placed in $T_{-v}(u)$. But this new sink should better be placed at v , because v could also serve any outstanding branch attached to it (due to RC-viability), obviating the need to assign v to s .

- v is the parent of u in $T_H(S)$,
- $T_{-v}(u)$ is self-sufficient and
- $BP(v, v) \cup V_{-v}(u)$ is not self-sufficient.

Lemma 5 (Reaching Lemma) *Let T be RC-viable with respect to S and (u, v) satisfies the reaching criterion.*

Partition $T_{-v}(u)$ into the subtrees induced by the corresponding sinks in $V_{-v}(u) \cap S$ as implied by the self-sufficiency of $T_{-v}(u)$ (Definition 10). Using Algorithm 1 commit those subtrees to the blocks associated with those sinks.

This process maintains $(S_{\text{out}}, \mathcal{P}_{\text{out}})$ as an optimal partial sink configuration.

Note: The commits performed above are closed commits on leaf sinks in $T_{-v}(u)$ as defined in Section 3.1. Fig. 5(c).

Proof As in the proof of Lemma 1 simplify by writing $V_u = V_{-v}(u)$ and $V_v = V_{-u}(v)$ and recalling that $V = V_u \cup V_v$. Furthermore, for every node $u \in V$, set $s(u) \in S^*$ to denote the unique sink such that $u \in P_{s(u)}^*$.

Let (S^*, \mathcal{P}^*) be a feasible sink configuration given by (C1)-(C3), $k^* = |S^*|$ and $j = |S_{\text{out}}|$. Recall from (4) that S^* can be written as

$$S^* = \left\{ \overbrace{s_1, \dots, s_i}^{S_{\text{out}} \setminus V}, \overbrace{s_{i+1}, \dots, s_j}^{S = S_{\text{out}} \cap V}, \overbrace{s_{j+1}, \dots, s_{k^*}}^{S^* \setminus S_{\text{out}} \subseteq V} \right\}.$$

Without loss of generality assume that $S \cap V_u = \{s_{i+1}, \dots, s_r\}$ with $r \leq j$. For $i < \ell \leq r$ let $P_{\text{new}}(s_\ell)$ be the nodes in V_u that evacuate to s_ℓ as implied by the self-sufficiency of $T_{-v}(u)$. By definition, $\cup_{i < \ell \leq r} (P_{\text{new}}(s_\ell) \cup \{s_\ell\}) = V_u$ and, $\forall \ell, f(P_{\text{new}}(s_\ell), s_\ell) \leq \mathcal{T}$.

We claim that (S^*, \mathcal{P}^*) satisfies the 3 properties below (or if it doesn't, it can be replaced by a new (S^*, \mathcal{P}^*) that does).

Property 1: $s(v) \notin V_u$.

Suppose $s(v) \in V_u$. The non self-sufficiency of $BP(V, u) \cup V_{-v}(u)$ implies that $S^* \cap V_u$ must then include some sink $s' \notin S$ and (C3)(c) implies that $P_{s'} \subseteq V$. In S^* , replace s' with v and modify \mathcal{P}^* as follows:

$$P_s^* := \begin{cases} \left(P_s^* \setminus V_u \right) \cup P_{\text{new}}(s) \cup \{s_\ell\} & \text{if } s = s_\ell \text{ where } i < \ell \leq r \\ P_{s'}^* \setminus V_u & \text{if } s = v \\ P_s^* & \text{Otherwise} \end{cases}$$

By construction this modified (S^*, \mathcal{P}^*) is also an optimal feasible sink configuration, maintains (C1)-(C3) and has $s(v) = v \in V_v$.

Property 2: **If** $v' \in V_v$ **then** $s(v') \in V_v$.

If $s(v') \in V_v$, then $v \in \Pi(v', s(v'))$ so $s(v) = s(v') \in V_v$, contradicting Property 1.

Property 3: **If** $u' \in V_u$ **and** $s(u') \in V_v$ **then** $s(u') = s(v)$.

If $s(u') \in V_v$ then $v \in \Pi(u', s(u'))$ so $s(u') = s(v)$.

We now prove the Lemma by creating a new optimal feasible sink configuration $(\tilde{S}^*, \tilde{\mathcal{P}}^*)$ for which (C1)-(C3) will be correct. First set $\tilde{S}^* := S^*$. Then (possibly) reallocate the nodes in V_u by creating a new $\tilde{\mathcal{P}}^*$ as follows:

$$\tilde{P}_{s_\ell}^* := \begin{cases} \left(P_{s_\ell}^* \setminus V_u \right) \cup P_{\text{new}}(s_\ell) \cup \{s_\ell\} & \text{if } i < \ell \leq r \\ P_{s_\ell}^* \setminus V_u & \text{if } s_\ell = s(v) \\ P_{s_\ell}^* & \text{Otherwise} \end{cases}$$

From Property 1, if $s_\ell = s(v)$ then $\ell \notin [i+1, r]$ so this formula is well-defined. Also from Property 1, $P_{s(v)}^* \setminus V_u$ is a tree (since the nodes in V_u are removed from $P_{s(v)}^*$ by removing the single edge (u, v)).

Now consider $i < \ell \leq r$. From Property 2, $P_{s_\ell}^*$ contains no nodes in V_v so $\left(P_{s_\ell}^* \setminus V_u \right) \cup \{s_\ell\}$ is a tree. Since, by construction, each $P_{\text{new}}(s_\ell) \cup \{s_\ell\}$ is a tree, each $\left(P_{s_\ell}^* \setminus V_u \right) \cup P_{\text{new}}(s_\ell) \cup \{s_\ell\}$ is also a subtree. Thus, all of the $\tilde{P}_{s_\ell}^*$ are trees.

The only nodes that are reallocated in the move from the $P_{s_\ell}^*$ to the $\bar{P}_{s_\ell}^*$ are nodes in V_u . From Property 3 the only sinks that serve nodes in V_u are the ones in V_u and, possibly, $s(v)$. Since $\cup_{i < \ell \leq r} P_{\text{new}}(s_i) = V_u \setminus S$ the $\bar{P}_{s_\ell}^*$ then form a legal partition. Thus (S^*, \bar{P}^*) forms an optimal feasible sink configuration and $(S_{\text{out}}, \mathcal{P}_{\text{out}})$ is optimal relative to (S^*, \bar{P}^*) . It is technically feasible that for some ℓ , $\bar{P}_{s_\ell}^* = \emptyset$ after the reallocation. This can not happen though because removing this s_ℓ from S^* would create a smaller feasible solution, contradicting the optimality of S^* .

Now, for every $i < \ell \leq r$ perform the closed $\text{Commit}(P_{\text{new}}(s_i), s_i)$ and let $(\bar{S}_{\text{out}}, \bar{\mathcal{P}}_{\text{out}}) = (S_{\text{out}}, \bar{\mathcal{P}}_{\text{out}})$ be the final resulting partial sink configuration. Label the new T and S as $\bar{T} = (\bar{V} = V_v, \bar{E})$ and \bar{S} . For completeness we note that S^* can now be appropriately partitioned as

$$S^* = \left\{ \overbrace{s_1, \dots, s_i, s_{i+1}, \dots, s_r}^{S_{\text{out}} \setminus \bar{V}}, \overbrace{s_{r+1}, \dots, s_j}^{\bar{S} = S_{\text{out}} \cap \bar{V}}, \overbrace{s_{j+1}, \dots, s_{k^*}}^{S^* \setminus S_{\text{out}} \subseteq \bar{V}} \right\}.$$

To conclude, it follows directly by the construction $(\bar{S}_{\text{out}}, \bar{\mathcal{P}}_{\text{out}})$ is optimal relative to (S^*, \bar{P}^*) . \square

It is important to note that after $T_{-v}(u)$ is removed by the reaching criterion, the remaining tree T might no longer be RC-viable. The peaking criterion would need to be checked again on T , in order to reimpose RC-viability.

3.4.1 Testing for self-sufficiency.

Self-sufficiency is expensive to test. The following specialization will be more efficient to use:

Definition 19 (Recursive self-sufficiency)

Let $v \in V_H(S)$. Recall that $T(v) = (V(v), E(v))$ is the subtree of T rooted at v . $T(v)$ is *recursively self-sufficient* if for all $u \in V_{H(S)} \cap V(v)$, $T(u)$ is self-sufficient.

Recursive self-sufficiency can be tested in a bottom-up manner.

Lemma 6 *Let $v \in V_H(S)$ such that $T(v)$ is a RC-viable rooted subtree of T .*

1. *Let $u \in V_{H(S)}$ be a child of v such that*
 - (i) *$T(u) = T_{-v}(u)$ is recursively self-sufficient, and*
 - (ii) *there is a sink $s \in S \cap V_{-v}(u)$ such that v can evacuate to s .*

Then $BP(v, v) \cup T_{-v}(u)$ is recursively self-sufficient.

2. *Now suppose that in addition to the existence of u as in (1), for every child u' of v in $V_{H(S)}$, $T(u') = T_{-v}(u')$ is recursively self-sufficient. Then $T(v)$ is recursively self-sufficient.*

Algorithm 2 Finding partition for recursively self-sufficient trees

```

1:  $T' = (V', E')$ , rooted at  $v \in V'$ , sinks  $S' \subseteq V'$   $\triangleright T'$  is recursively self-sufficient wrt  $S'$ 
2:  $W : V' \rightarrow S'$ , where  $W(u)$  is a witness to Lemma 6 for subtree rooted at  $u$ 
3:  $\{P_s : s \in S'\}$ , a collection of sets, all initialized to empty
4:  $T_0 := T'$   $\triangleright$  We will delete nodes from  $T_0$ , so  $T_0$  may become a forest
5: while  $T_0$  is non-empty do
6:    $T'_0 :=$  arbitrary connected component of  $T_0$ , viewed as rooted subtree of  $T'$ 
7:    $v :=$  root of  $T'_0$ 
8:    $s := W(v)$ 
9:    $P_s := P_s \cup \text{BP}(v, s)$ 
10:  Remove all nodes in  $\text{BP}(v, s)$  from  $T_0$ 
11: end while
12:  $\{P_s : s \in S'\}$  is a partition witnessing self-sufficiency of  $T'$ 

```

Proof v is the only node in $V_{H(S)}$ that is in $\text{BP}(v, v) \cup T_{-v}(u)$ but not in $T_{-v}(u)$. Thus, from the recursive self-sufficiency of $T_{-v}(u)$, to prove (1) it suffices to prove that $\text{BP}(v, v) \cup T_{-v}(u)$ itself is self-sufficient. Recall that v being able to evacuate to sink s means that $\text{BP}(v, s)$ is supported by s . Consider the remaining rooted graph induced by $V_{-v}(u) \setminus \text{BP}(v, s)$. This is a rooted forest. By the recursive self-sufficiency of $T_{-v}(u)$, each rooted tree in this forest is self-sufficient. (1) follows.

To prove (2), similarly note that since every child of v in $T_{H(S)}$ is recursively self-sufficient every node $v' \in V_{H(S)} \cap V(v)$ *except for* v must satisfy that $T(v')$ is self-sufficient. It thus suffices to prove that $T(v)$ itself is self-sufficient.

From (1) it is already known that $\text{BP}(v, v) \cup V_{-v}(u)$ is self-sufficient. Note that removing $\text{BP}(v, v) \cup V_{-v}(u)$ from $T(v)$ leaves a rooted forest in which the root of each forest is a child u' of v in $T(v)$. Since each such tree $T(u')$ is given to be self-sufficient, all of $T(v)$ is self-sufficient. \square

If Lemma 6 (1) holds we say that s is a witness to Lemma 6 for $T(v)$ and store this witness at v . If we do this for every recursively self-sufficient subtree then, from the proof of Lemma 6, it is easy to retrieve in $O(|V'|)$ time a partition \mathcal{P}' of T' that witnesses the self-sufficiency of T' . See Algorithm 2.

Recursive self-sufficiency will provide an efficient test for the reaching criterion via the following immediate corollary to Lemma 6:

Corollary 2 *Let $v \in V_H(S)$ such that $T(v)$ is a RC-viable rooted subtree of T . Let $u_i, i = 1, \dots, j$ be the children of v in $T_{H(S)}$ and assume that all the $T_{-v}(u_i)$ are recursively self-sufficient. Then exactly one of the following two cases must occur*

- (i) $\exists i$, such that for all sinks $s \in S$ in $T_{-v}(u_i)$, $f(\text{BP}(v, s), s) > \mathcal{T}$.
 $\Rightarrow (u_i, v)$ satisfies the reaching criterion.
- (ii) $\forall i$, there exists $s \in S$ in $T_{-v}(u_i)$ such that $f(\text{BP}(v, s), s) \leq \mathcal{T}$.
 $\Rightarrow T(v)$ is recursively self-sufficient.

The algorithm can walk up the hub-tree from its leafs (sinks), testing recursive self-sufficiency using case (ii) of the corollary. This only fails if case (i) is encountered, yielding a (u_i, v) pair satisfying the reaching criterion. The

process also terminates if it reaches r and finds that $T(r) = T$ is recursively self-sufficient but in that case the algorithm itself terminates because T can be supported by S . This automatically leads to the next corollary

Corollary 3 *Let T be RC viable. Then one of the following two cases must occur*

- (i) $\exists(u, v) \in E_{H(S)}$, v the parent of u , that satisfies the reaching criterion
- (ii) T is recursively self-sufficient and can be fully evacuated to the nodes in S .

3.5 The Evolution of the Hub Tree

We have seen how, when the peaking criterion can no longer be applied, the working tree $T = (V, E)$ is RC-viable with respect to $S = V \cap S_{\text{out}}$. Let $T_{H(S)} = (V_{H(S)}, E_{H(S)})$ be the directed hub-tree with root r .

From Corollary 3, either T itself is recursively self-sufficient (and the algorithm terminates) or there exists some (u, v) in $T_{H(S)}$ that satisfies the reaching criterion. This permits removing the tree $T_{-v}(u)$ rooted at u , resulting in a new tree \bar{T} . Since \bar{T} might no longer be RC-viable it needs to be checked again for the peaking criterion.

The remainder of this subsection examines what can happen next. It will show that if \bar{T} does not remain RC-viable then there is exactly one edge, lying on a very specific known path, that satisfies the peaking criterion. The removal of this edge will result in a new RC-viable $\bar{\bar{T}}$. Deriving this will require the following definitions:

Definition 20 In what follows $u, v \in V_{H(S)}$. See Fig. 10.

- Set $\mathbf{p}(u)$ to be the parent of u .
Note that r has no parent and $\forall u \in V_{H(S)} \setminus \{r\}$, $p(u) \in V_{H(S)}$.
- Set $\mathbf{p}_H(u)$ to be the lowest hub -node on path $\Pi(p(u), r)$.
 $p_H(u)$ is the *hub-parent* of u .
- Recall that $T(v) = (V(v), E(v))$ is the directed subtree of T rooted at v .
Set $\mathbf{S}(v)$ to be the sinks in $T(v)$ that can support the bulk path from v

$$S(v) = \{s \in S \cap V(v) : f(BP(v, s), s) \leq \mathcal{T}\}.$$

Furthermore, with each $s \in S(v)$ associate the child of v whose subtree contains s , i.e.,

$$u_v(s) = \text{unique } u \text{ such that } p(u) = v \text{ and } s \in V(u).$$

Lemma 7 *Let $T_{H(S)}$ be rooted at r and suppose (u, v) satisfies the reaching criterion. Set*

$$h = \begin{cases} v & \text{if } v \text{ a hub in } T_{H(S)}, \\ p_H(v) & \text{otherwise.} \end{cases}$$

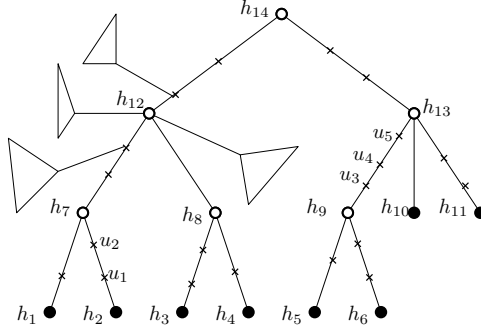


Fig. 10: A labeled hubtree $T_{H(S)}$. Solid nodes are the sinks in S ; unfilled nodes are hubs. Triangles are outstanding branches. $p(u_1) = u_2$. $p_H(u_1) = h_7$. $\Pi(h_9, h_{13})$ is the path $h_9, u_3, u_4, u_5, h_{13}$.

Furthermore, if $h \neq v$ set

$$v' = \text{immediate child of } h \text{ such that } v \in V_{-h}(v').$$

We partition the possibilities into 7 different scenarios as described below – (1), (2a), (2b), (2ci), (2cii), (2ciii), (2civ) – and state the behavior in each separately:

- (1) $h \neq v$ and $f(V_{-h}(v') \cup \{h\}, h) > \mathcal{T}$.
- (2) $h = v$ or $h \neq v$ and $f(V_{-h}(v') \cup \{h\}, h) \leq \mathcal{T}$.
 - (2a) h has at least three children in $T_{H(S)}$.
 - (2b) h has exactly two children in $T_{H(S)}$ and $h \neq r$.
 - (2c) h has exactly two children in $T_{H(S)}$ and $h = r$:
 - Let h' be the unique remaining hub-node such that $p_H(h') = r$ and set $v'' = p(h')$.
 - (2ci) $f(V_{-h'}(v'') \cup \{h'\}, h') \leq \mathcal{T}$ and h' is not a sink.
 - (2cii) $f(V_{-h'}(v'') \cup \{h'\}, h') > \mathcal{T}$ and h' is not a sink.
 - (2ciii) $f(V_{-h'}(v'') \cup \{h'\}, h') \leq \mathcal{T}$ and h' is a sink.
 - (2civ) $f(V_{-h'}(v'') \cup \{h'\}, h') > \mathcal{T}$ and h' is a sink.

Let $(\bar{S}_{\text{out}}, \bar{P}_{\text{out}})$, \bar{T} , \bar{S} be the result after applying the Reaching Lemma to (u, v) , removing $T_{-v}(u)$ and committing its nodes to the sinks in $S' = \{s \in S \cap V_{-v}(u)\}$.

Let $(\bar{\bar{S}}_{\text{out}}, \bar{\bar{P}}_{\text{out}})$, $\bar{\bar{T}}$, $\bar{\bar{S}}$ then be the result after applying the next peaking phase. $\bar{\bar{T}}_H(\bar{\bar{S}})$ is the new hub tree that results. All other variables will be re-named accordingly.

The results in the 7 scenarios then satisfy (See Figs. 11 and 12):

- **Case 1:** \bar{T} is not RC-viable relative to \bar{S} .
Then some edge $(u', p(u')) \in \Pi(v, h)$ is the unique edge that satisfies the peaking criterion for \bar{T} , \bar{S} . Furthermore, after (open) Commit $(\bar{V}_{-p(u')}(u'), u')$ creates $(\bar{\bar{S}}_{\text{out}}, \bar{\bar{P}}_{\text{out}})$, $\bar{\bar{T}}$, $\bar{\bar{S}}$

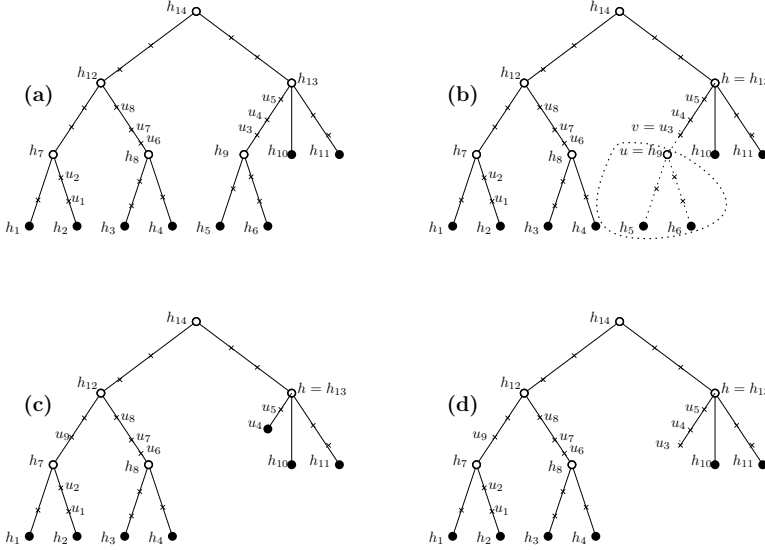


Fig. 11: Illustration of the hub tree evolution in Lemma 7. Note that outstanding branches are not drawn. (a) is the original hub tree. (b) illustrates the edge (h_9, u_3) satisfying the reaching criterion. The circled subtree and dotted edge (h_9, u_3) are then removed and $h = h_{13}$. If $f(V_{-h_{13}}(u_5) \cup \{h_{13}\}, h_{13}) > \mathcal{T}$ then some edge on $\Pi(u_3, h_{13})$ satisfies the peaking criterion so the only change to the hub tree is exactly one new sink being added on on $\Pi(u_3, h_{13})$ (with the subtree below it removed). This is Case 1 and is illustrated in (c). If $f(V_{-h_{13}}(u_5) \cup \{h_{13}\}, h_{13}) \leq \mathcal{T}$ and h had at least three children then $\Pi(u_3, h_{13})$ becomes an outstanding branch as in (d). This is case 2(a).

- New hub tree $\bar{\bar{T}}_{H(\bar{S})}$ is $T_{H(S)}$ with all nodes in $T_{-p(u')}(u')$ removed and
 - Node u' added back as sink.
- **Case 2a:** \bar{T} is RC-viable relative to \bar{S} .
 - New hub tree $\bar{\bar{T}}_{H(\bar{S})}$ is $T_{H(S)}$ with all nodes in $T_{-v}(u)$ removed.
- **Case 2b:** \bar{T} is RC-viable relative to \bar{S} .
 - New hub tree $\bar{\bar{T}}_{H(\bar{S})}$ is $T_{H(S)}$ with all nodes in $T_{-v}(u)$ removed
 - h remains as node in $T_{H(S)}$ but is no longer a hub.
- **Case 2ci:** \bar{T} is RC-viable relative to \bar{S} .
 - New hub tree $\bar{\bar{T}}_{H(\bar{S})}$ is $T_{H(S)}$ with all nodes in $T_{-v}(u)$ removed and re-rooted at h' .

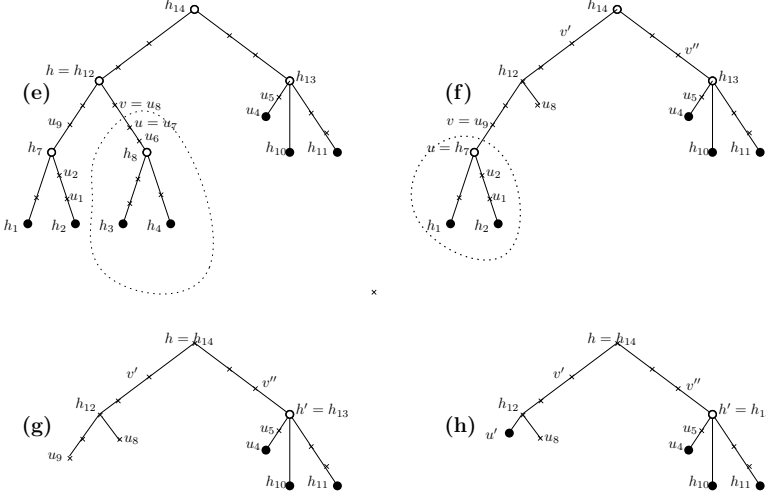


Fig. 12: Continuation of the cases in Lemma 7. (e) is the initial hub-tree. $V_{-u_8}(u_7)$ and edge (u_7, u_8) are now removed using the reaching criterion so $v' = u_8$ and $h = h_{12}$. (f) illustrates the situation when $f(V_{-h_{12}}(u_8) \cup \{h_{12}\}, h_{12}) \leq \mathcal{T}$ so $\Pi(u_8, h_{12})$ becomes an outstanding branch. Since h_{12} is not the root and originally only had two hub children the hub tree remains the same except that h_{12} is no longer a hub. This is case 2(b). Next, starting from (f), $V_{-u_9}(h_7)$ and edge (h_7, u_9) are removed using the reaching criterion. $h' = h_{13}$ will now become the new root of the hub tree. If path $\Pi(u_9, h_{13})$ does not contain any edge satisfying the peaking criterion then $\Pi(u_9, h_{13})$ together with its outstanding branches becomes an outstanding branch. This is case 2(c)(i) and illustrated in (g). If path $\Pi(u_9, h_{13})$ does contain an edge $(u', p(u'))$ satisfying the peaking criterion then $\Pi(u', h_{13})$ becomes a path in the new hub tree. This is case 2(c)(ii), illustrated in (h). Note that the node v'' can be *anywhere* on $\Pi(u_9, h_{13})$, including on $\Pi(h_{14}, h_{13})$. The remaining two cases 2(c)(iii) and 2(c)(iv) are simpler and not illustrated.

- **Case 2cii:** Some edge $(u', p(u')) \in \Pi(v, h')$ is the unique edge that satisfies the peaking criterion for \bar{T}, \bar{S} . Furthermore, after (open) $\text{Commit}(\bar{V}_{-p(u')}(u'), u')$ creates $(\bar{S}_{\text{out}}, \bar{P}_{\text{out}}), \bar{T}, \bar{S}$
 - New hub tree $\bar{T}_{H(\bar{S})}$ is $T_{H(S)}$ with all nodes in $T_{-p(u')}(u')$ removed and
 - re-rooted at h' ,
 - with new hub u' added as a sink.
- **Case 2ciii:** V is fully served by h' , so $\bar{V} = \emptyset$ and algorithm terminates.
- **Case 2civ:** Some edge $(u', p(u')) \in \Pi(v, h')$ is the unique edge that satisfies the peaking criterion for \bar{T}, \bar{S} . Furthermore, after (open) $\text{Commit}(\bar{V}_{-p(u')}(u'), u')$

creates $(\bar{S}_{\text{out}}, \bar{P}_{\text{out}})$, \bar{T} , \bar{S} with $|\bar{S}| = 2$. Then exactly one of the following two cases occur

- $\bar{S} = \bar{V} = \{u', h'\}$ and algorithm terminates after performing $\text{Commit}(\{u'\}, u')$ and $\text{Commit}(\{h'\}, h')$, or
- $|\bar{V}| > 2$ and new hub tree $\bar{T}_{H(\bar{S})}$ is $T_{H(S)}$ with all nodes in $T_{-p(u')}(u')$ removed and tree re-rooted at v'' .

Furthermore for all non-terminating cases, for all nodes $w \in \bar{V}_{H(\bar{S})}$,

$$\bar{S}(w) = \begin{cases} S(w) \setminus S' & \text{In cases 2a, 2b and 2ci} \\ (S(w) \setminus S') \cup I(w, u') & \text{In cases 1, 2cii and 2civ} \end{cases} \quad (6)$$

where

$$I(w, u') = \begin{cases} \{u'\} & \text{If } u' \in \bar{T}(w) \text{ and } f(\bar{B}P(w, u'), u') \leq \mathcal{T} \\ \emptyset & \text{otherwise} \end{cases} \quad (7)$$

Proof See Figs. 11 and 12.

Suppose (u, v) satisfies the reaching criterion and subtree $T_{-v}(u)$ is removed from T resulting in \bar{T} .

First assume that $h \neq v$. With the exception of the edges on $\Pi(v, h)$, all other edges in \bar{T} still either have a sink beneath them or are on an outstanding branch. Thus, any edge that satisfies the peaking criterion must be on $\Pi(v, h)$. Furthermore, if any edge $(u', p(u')) \in \Pi(v, h)$ satisfies the peaking criterion and a sink is placed on u' , no other edge on $\Pi(v, h)$ can then satisfy the peaking criterion. So, at most one edge may satisfy the peaking criterion after the removal of $T_{-v}(u)$.

Case 1: If $f(V_{-h}(v') \cup \{h\}, h) > \mathcal{T}$, Lemma 2 states that such an edge (u'', v'') satisfying the peaking criterion must exist so the Lemma is correct for Case 1.

Case 2:

If $h \neq v$ and $f(V_{-h}(v') \cup \{h\}, h) \leq \mathcal{T}$, then by definition, the branch containing $\Pi(v, h)$ that falls off of h becomes an outstanding branch falling off of h . Practically, this is equivalent to removing the edges on path $\Pi(v, h)$ from the hub tree.

If $h = v$ the path $\Pi(v, h)$ is just the vertex v . So $\Pi(v, h)$ contains no edges and the situation is now the same as the previous paragraph, i.e., the (non-existent) edges on path $\Pi(v, h)$ are trivially removed. Thus $h = v$ and $h \neq v$ with $f(V_{-h}(v') \cup \{h\}, h) \leq \mathcal{T}$ result in the same type of structure.

Case 2a: If h originally had at least three children in $T_{H(S)}$, then h still retains at least two children containing sink leaves below it. Thus h remains a hub. As noted above, the path $\Pi(v, h)$ (if it exists) is an outstanding branch and therefore does not contain any edge satisfying the peaking criterion. Since all edges satisfying the peaking criterion must lie on the path no such edges exist. Thus the lemma is correct for Case 2(a).

Next assume that h originally had two children in $T_{H(S)}$. h now only has one branch below it that contains a sink. So h is no longer a hub. This splits into cases 2b and 2c.

Case 2b: If $h \neq r$ then $p_H(h)$ exists and remains a hub because all of its old branches containing sinks still contain sinks. Again, the only possible location for an edge that satisfies the peaking criterion would be on the branch that contained $\Pi(v, h)$ (if it exists) but since this is now an outstanding branch, no such edge exists. Thus the lemma is correct for Case 2(b).

Case 2c: $h = r$, now only has one branch (the one that did not contain u) containing sinks, so it is no longer a valid root for the hub tree. Consider the tree as being re-rooted at h' . The old subtree rooted at h' remains rooted at h' . In addition, h' is now the root for the path $\Pi(v, h')$. Note that all branches falling off $\Pi(v, h')$ are outstanding branches because of T 's RC-viability. Thus the only possible edges that could satisfy the peaking criterion are on $\Pi(v, h')$.

Case 2ci: No edge on $\Pi(v, h')$ can satisfy the peaking criterion and thus the lemma is correct for Case 2(c)(i).

Case 2cii: Lemma 2 implies that an edge satisfying the peaking criterion must exist on $\Pi(v, h)$. Furthermore, similar to the argument in Case 1, only one such edge can exist and thus the lemma is correct for Case 2(c)(ii).

Case 2ciii: No edge on $\Pi(v, h')$ can satisfy the peaking criterion and thus h' serves all of V .

Case 2civ: Lemma 2 implies that an edge satisfying the peaking criterion must exist on $\Pi(v, h)$. Similar to the argument in Cases 1 and 2cii, only one such edge can exist. Thus, the one new sink u' is created so $\bar{S} = \{u', h'\}$. If $\bar{S} = \bar{V}$ then the algorithm terminates as in Corollary 1(3). Otherwise v'' is on the path connecting the two sinks and thus the lemma is correct for Case 2(c)(iv).

Finally, again by checking the cases individually, it is easy to derive by definition that (6) and (7) correctly state the new values for $\bar{S}(w)$. \square

Lemma 7 implies that after the Reaching Lemma is applied, at most one edge in the remaining working tree T , located on an easily identifiable path, can satisfy the peaking criterion before T becomes RC-viable again. Furthermore, the new resulting hub tree can be constructed easily from the old one.

4 Designing an Algorithm for The Discrete Bounded Cost Problem

Combining the pieces from Section 3 yields a generic algorithm for solving the discrete bounded-cost problem. This is shown in Algorithm 3.

This algorithm initializes by setting $(S_{\text{out}}, \mathcal{P}_{\text{out}}) = (\emptyset, \emptyset)$, $T := (V, E) := T_{\text{in}}$ and $S = S_{\text{out}} \cap V = \emptyset$. This $(S_{\text{out}}, \mathcal{P}_{\text{out}})$ is trivially optimal relative to T .

The algorithm then attempts to find edge (u, v) that satisfies the peaking criterion. Every time it finds such an edge it performs an open commit. From Lemma 1, this maintains $(S_{\text{out}}, \mathcal{P}_{\text{out}})$ as being optimal relative to T .

If adding a sink via the peaking criterion ever sets $|S_{\text{out}}| > k$, the algorithm reports that no feasible sink configuration exists. If no edge satisfying the criterion can be found and $|S| = |S_{\text{out}} \cap V| < 2$ then the algorithm finds an optimal feasible configuration using Corollary 1. More specifically

Algorithm 3 Generic Bounded cost algorithm

```

1:  $T := (V, E) := T_{\text{in}}$ 
2:  $S := S_{\text{out}} = \emptyset, \mathcal{P}_{\text{out}} := \emptyset.$ 
3:
4: procedure PEAKING.PHASE
5:   while Some edge  $(u, v) \in E$  satisfies Peaking Condition do ▷ Lemma 1
6:     Commit( $V_{-v}(u) \cup \{v\}, s$ )
7:   end while
8:   if  $S = \{s\}$  for some  $s \in S$  then ▷ Corollary 1
9:     Commit( $V, s$ ).
10:  else if  $S = \emptyset$  then ▷ Corollary 1
11:    Choose any  $v \in V$  and Commit( $V, v$ ).
12:  else if  $V = S = \{s, s'\}$  then ▷ Corollary 1
13:    Commit( $\{s\}, s$ ) and Commit( $\{s'\}, s'$ ).
14:  end if
15:  if  $|S_{\text{out}}| > k$  then
16:    BREAK and Return “Infeasible”
17:  end if
18: end procedure
19:
20: procedure REACHING.PHASE
21:  if  $\exists(u, v) \in E_{H(S)}$  that satisfies Reaching Condition then ▷ Lemma 5
22:    Remove  $V_{-v}(u)$  from  $T$ 
23:    Commit blocks for  $V_{-v}(u)$ 
24:  else ▷  $T$  is recursively self-sufficient
25:    Commit all of  $V$  to  $S$  ▷ Corollary 3
26:  end if
27: end procedure
28:
29: ▷ Start Algorithm
30: PEAKING.PHASE
31:
32: while Tree  $T$  is not empty do
33:   Create Hub Tree  $T_{H(S)}$  from  $T, S$ 
34:   REACHING.PHASE
35:   if Tree  $T$  is not empty then
36:     PEAKING.PHASE
37:   end if
38: end while
39: Output  $S_{\text{out}}, \mathcal{P}_{\text{out}}$ 

```

- if $|S| = 0$ then Commit(V, v) for any $v \in V$
- if $S = \{s\}$ then Commit(V, s) and the algorithm concludes with $(S_{\text{out}}, \mathcal{P}_{\text{out}})$ being an optimal feasible configuration for the original T_{in} .

If no edge satisfying the peaking criterion exists and $|S_{\text{out}}| \geq 2$ then T is *RC*-viable. The algorithm then attempts to find an edge satisfying the reaching criterion. If it succeeds, it performs the corresponding closed commits and returns to trying to find an edge satisfying the peaking criterion. By Lemma 5 this maintains $(S_{\text{out}}, \mathcal{P}_{\text{out}})$ as being optimal relative to T . If no edge satisfying the reaching criterion exists, then by Corollary 3, T can be fully committed to the sinks in S ; the resulting sink configuration $(S_{\text{out}}, \mathcal{P}_{\text{out}})$ is an optimal feasible configuration for the original T_{in} .

The algorithm described is *generic* because it does not specify an order or methods for finding edges that satisfy the peaking or reaching criteria. The remainder of this section develops efficient techniques for both. It proceeds as follows:

- 4.1.1 Implementation of the first peaking phase via a tree centroid decomposition
- 4.1.2 Implementation of all other peaking phases.
- 4.2 Creation of the hub tree after a peaking phase
- 4.3 Implementation of the reaching phase after constructing the hub tree.

The decomposition into these parts will make it easier to apply parametric searching in section 5 to solve the Minmax k -sink problem.

4.1 Implementing the Peaking Phase

4.1.1 The First Peaking Phase via Tree Centroid Decomposition.

The peaking phase checks the peaking criterion on all possible directed³ edges (u, v) , committing $V_{-v}(u)$ to S_u if appropriate. Explicitly checking every edge would require $O(n)$ oracle calls. This subsection develops a method that only requires $O(\log n)$ (amortized) oracle calls plus $O(n \log n + nk)$ extra work for the first peaking phase. Section 4.1.2 will then show how to implement each subsequent peaking phase using $O(\log n)$ (actual) oracle calls plus $O(nk)$ total extra work over all the remaining phases.

We start by noting that information garnered when checking an edge for the peaking criterion will often imply that many other edges will not satisfy the criterion and therefore need not be tested. The algorithm will take advantage of this and create an order for checking the edges – based on a recursive centroid decomposition of T_{in} – that will essentially guarantee that either many calls will not have to be made OR that the average *size* of an oracle call will be small. The asymptotic subadditivity of the oracle \mathcal{A} will then yield an amortized running time of the first peaking stage equivalent to $O(\log n)$ oracle calls.

Definition 21 Let (u, v) be any directed edge.

- (i) (u, v) satisfies Condition **L1** if

$$f(V_{-v}(u) \cup \{v\}, v) > f(V_{-v}(u), u) > \mathcal{T}. \quad (8)$$

- (ii) (u, v) satisfies Condition **L2** if

$$f(V_{-v}(u), u) \leq f(V_{-v}(u) \cup \{v\}, v) \leq \mathcal{T}. \quad (9)$$

Definition 22 (Fig. 13) Let u be a neighbor of v and u' a neighbor of v' Then

- Directed edge (u', v') is *above* directed edge (u, v) if v is on path $\Pi(u, u')$ and u' is on path $\Pi(v, v')$.
- Directed edge (u', v') is *below* directed edge (u, v) if (u, v) is above (u', v') .

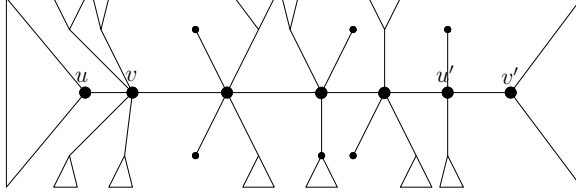


Fig. 13: Edge (u', v') is above (u, v) . Edge (u, v) is below (u', v') .

Lemma 8 *Let (u, v) be a directed edge. Then, one of the following three cases must hold with the corresponding consequences.*

- (i) (u, v) satisfies **L1**. Then all edges (u', v') above (u, v) satisfy **L1**.
- (ii) (u, v) satisfies **L2**. Then all edges (u', v') below (u, v) satisfy **L2**.
- (iii) (u, v) does not satisfy **L1** or **L2**. Then (a) (u, v) satisfies the peaking criterion, (b) all edges (u', v') above (u, v) satisfy **L1** and (c) all edges (u', v') below (u, v) satisfy **L2**.

Proof Follows immediately from the definitions and path monotonicity. \square

Lemma 9 *If at anytime during the first peaking phase edge (u', v') satisfies either **L1** or **L2**, (u', v') will never satisfy the peaking condition anytime later during the first peaking phase.*

Proof First suppose that (u', v') satisfied **L1** at some time. If $T_{-v'}(u')$ never changes during the phase then (8) will remain satisfied and (u', v') will never satisfy the peaking criterion. $T_{-v'}(u')$ can only change during the phase if a sink is committed inside $V_{-v}(u)$. But sinks are never removed during the phase so if a sink is placed in $V_{-v}(u)$, (u', v') will still not be able to satisfy the peaking criterion during the phase.

Now suppose that (u', v') satisfies **L2** at some time. If $T_{-v'}(u')$ never changes during the phase then (9) will remain satisfied and (u', v') will never satisfy the peaking criterion nor will any edge below it. The only way for $T_{-v'}(u')$ to change in this case is for some sink to be placed above it and remove it $T_{-v'}(u')$. But, once it is removed (u, v) will obviously never again satisfy the peaking condition. \square

At the start of the first peaking phase all edges will be initialized and marked as **U(n)known**.

Whenever a (u, v) is tested for the peaking criterion, one of the three cases in Lemma 8 will occur. If case (i), label all edges (u', v') above (u, v) as **L1**. If case (ii), label all edges (u', v') below (u, v) as **L2**. If case (iii) do both before removing the edge and committing $T_{-v}(u)$ to u .

After labelling an edge **L1** use Breadth-First Search to label all edges above it as **L1** as well. If the procedure ever encounters an edge already labelled **L1** it does not continue past that edge (since all of the edges above it were already

³ It thus needs to check each edge in the tree twice; once in each direction.

labelled **L1**). Thus the *total* time to mark edges as **L1** in the phase is $O(n)$. A similar analysis shows that the total time required to mark edges as **L2** in the phase is also $O(n)$.

The algorithm will check the edges in (u, v) in a special order to be defined below. When checking an edge (u, v) it first checks whether it is already marked as **L1** or **L2**. If it is, it skips it since from Lemma 9, it doesn't satisfy the peaking criterion. Only if (u, v) is still marked **U** does the algorithm actually run the oracle to evaluate $f(V_{-v}(u), u)$ and $f(V_{-v}(u) \cup v, v)$. After completing the calculation it marks further edges using Lemma 8 and then performs a commit if required.

Recall that the *centroid* $\rho(T)$ of a tree T with n nodes is a node u such that all subtrees falling off of u contain $\leq n/2$ nodes. A centroid exists and can be found in $O(n)$ time [23]. The algorithm will use a standard recursive centroid decomposition process to specify the edge checking order.

The process creates two sequences \mathcal{F}_i and L_i , containing, respectively, forests of trees, and sets of vertices. For node $u \in V_{\text{in}}$, let $\mathcal{N}(u)$ denote the set of neighbors of u in the full working tree $T = T_{\text{in}}$.

Stage $i = 0$: Set $\mathcal{F}_0 = \{T_{\text{in}}\}$.

Stage $i, i > 0$: Initialize $L_i := \emptyset$ and $\mathcal{F}_i = \emptyset$.

For every tree T' in the forest \mathcal{F}_{i-1} ,

- Remove $\rho(T')$ from T' , resulting in a forest of subtrees
- Move the resulting forest of subtrees into \mathcal{F}_i
- Add $\rho(T')$ into L_i .

This process terminates when \mathcal{F}_t is empty. Note that every $v \in V$ is chosen as the centroid of exactly one tree in this process so the L_i are a partition of V . Set $W_j = \bigcup_{i=1}^j L_i$. Note that $W_t = V_{\text{in}}$.

From the definition of a centroid, trees in \mathcal{F}_i all have size $\leq n/2^i$ so $t = O(\log n)$. Furthermore, the trees in \mathcal{F}_i are disjoint so each stage requires only $O(n)$ time and the entire decomposition uses $O(n \log n)$ time.

The peaking phase will now process the edges in E by examining $i = 1, 2, \dots, t$ in order and, for every $v \in L_i$, checking all (u, v) where $u \in \mathcal{N}(v)$. Since $W_t = V$, this checks all edges.

See Algorithm 4. When edge (u, v) is encountered in line 5, the algorithm first determines if it is still marked **U**. If it is, the algorithm saves it in set E'_i and performs the appropriate oracle calls but defers the actual checking of the peaking condition to later in the stage.⁴

Lines 12-14 check for the degenerate case in which the current tree centroid $v = \rho(T')$ can support T_{in} . Since T can be served by just the one sink v , the algorithm terminates.

Otherwise, the algorithm examines the results of the oracle calls on edges in E'_i , applying Lemma 8 to appropriately label edges as **L1** or **L2** and then

⁴ (u, v) could have been checked immediately. The deferment is introduced to simplify the later use of parametric searching in Section 5.

applying the Peaking Lemma to the edges that satisfy the criterion to create new sinks and commit blocks to them.

Algorithm 4 Processing the edges, stage by stage

```

1: Perform the tree centroid decomposition process defined in the text
2: for  $i = 1$  to  $t$  do                                ▷ Stage  $i$ . Checks  $(u, v)$  for  $v \in L_i$ .
3:   Set  $E'_i = \emptyset$ 
4:   for all  $v \in L_i$  do                                ▷ Process all centroids  $v = \rho(T')$  for some  $T' \in \mathcal{F}_{i-1}$ 
5:     for all  $u \in \mathcal{N}(v)$  do
6:       if  $(u, v)$  is marked U then
7:         Add  $(u, v)$  to  $E'_i$ 
8:         Evaluate  $a(u, v) = f(V_{-v}(u), u)$ , and  $b(u, v) = f(V_{-v}(u) \cup \{v\}, v)$ 
9:       end if
10:    end for
11:   end for
12:   for all  $v \in L_i$  do                                ▷ Checks for degeneracy condition (11)
13:     if  $\forall u \in \mathcal{N}(v)$ ,  $(u, v) \in E'_i$  and  $b(u, v) \leq \mathcal{T}$  then
14:       Commit  $V$  to  $v$  and terminate the algorithm.
15:     end if
16:   end for
17:   for  $(u, v) \in E'_i$  do                                ▷ Mark edges appropriately and check peaking condition
18:     Apply Lemma 8 appropriately based on whether  $a(u, v) \leq \mathcal{T}$  and  $b(u, v) > \mathcal{T}$ 
19:     if  $a(u, v) \leq \mathcal{T}$  and  $b(u, v) > \mathcal{T}$  then          ▷  $(u, v)$  satisfies peaking Criterion
20:       apply Peaking Lemma to commit  $V_{-v}(u)$  to  $u$ 
21:     end if
22:   end for
23: end for

```

We now examine the running time of Algorithm 4. We already saw that the total cost of labelling edges is $O(n)$. The remainder of the algorithm with the exception of line 8 can also be implemented in $O(n)$ time. Now define

$$C(u, v) = \begin{cases} V_{-v}(u) & \text{if } (u, v) \text{ was added to } E'_i \text{ in line 7.} \\ \emptyset & \text{otherwise.} \end{cases}$$

This is well defined since every edge appears in at most on E'_i . By definition, the cost of implementing line 8 for (u, v) is $O(t_{\mathcal{A}}(|C(u, v)| + 1))$.

We first prove a utility lemma.

Lemma 10 *Let T_1 and T_2 be two trees in \mathcal{F}_{i-1} , $v_1 = \rho(T_1)$, $v_2 = \rho(T_2)$ be their centroids and $u_1 \in \mathcal{N}(v_1)$, $u_2 \in \mathcal{N}(v_2)$. Then*

$$C(u_1, v_1) \cap C(u_2, v_2) = \emptyset. \quad (10)$$

In the statement of this lemma, it is possible that $T_1 = T_2$.

Proof If $i = 1$ the lemma is trivially true since $\mathcal{F}_0 = \{T\}$ so $v_1 = v_2$ and thus $V_{-v_1}(u_1)$ and $V_{-v_1}(u_2)$ are disjoint.

We therefore assume that $i > 1$. We also assume that $v_1 \neq v_2$ since otherwise $V_{-v_1}(u_1)$ and $V_{-v_1}(u_2)$ are obviously disjoint. We finally assume that

$$\text{There does not exist } w \in W_{i-1} \text{ s.t. } \forall z \in \mathcal{N}(w), f(V_{-w}(z) \cup \{w\}, w) \leq \mathcal{T}. \quad (11)$$

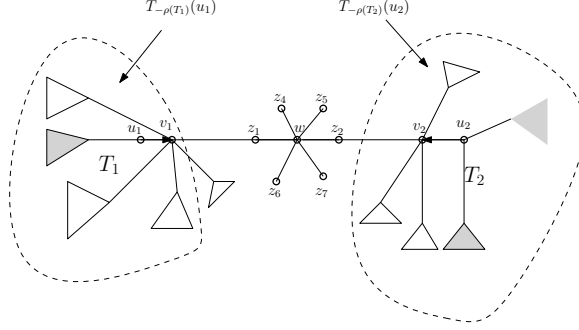


Fig. 14: Case in proof of Lemma 10 in which $v_1 \notin T_{-v_2}(u_2)$ and $v_2 \notin T_{-v_1}(u_1)$.

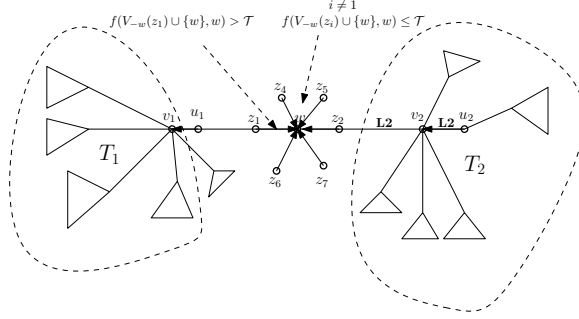


Fig. 15: Case in proof of Lemma 10 in which $v_1 \notin T_{-v_2}(u_2)$ and $v_2 \in T_{-v_1}(u_1)$.

This is because if such a w existed then lines 12-14 in Algorithm 4 would have terminated the algorithm before the start of stage i .

Observe that all nodes in V lie in T_{in} during stage 0 but by the end of stage $i-1$, T_1 and T_2 are disconnected. By construction there must exist some node $w \in W_{i-1}$ (whose removal disconnected T_1 and T_2) that lies on the path $\Pi(v_1, v_2)$ connecting v_1 and v_2 .

- (11) implies $\exists z \in \mathcal{N}(w)$ satisfying $f(V_{-w}(z) \cup \{w\}, w) > \mathcal{T}$.
- If $v_1 \notin T_{-v_2}(u_2)$ and $v_2 \notin T_{-v_1}(u_1)$ then $V_{-v_1}(u_1) \cap V_{-v_1}(u_1) = \emptyset$ so (10) is trivially true. (Fig. 14)
- If either of (u_1, v_1) or (u_2, v_2) were labelled **L1** or **L2** at the end of stage $i-1$ then (10) would be trivially true.

If the Lemma is incorrect we may therefore assume that neither (u_1, v_1) or (u_2, v_2) were labelled **L1** or **L2** at the end of stage $i-1$ and at least one of $v_1 \in T_{-v_2}(u_2)$ or $v_2 \in T_{-v_1}(u_1)$ is true. WLOG assume that $v_2 \in T_{-v_1}(u_1)$.

(Fig. 15) Label the neighbors of w so that z_1 is on the path from w to v_1 , z_2 is on the path from w to v_2 and z_3, \dots, z_s are the others (if they exist).

Note that, if, for any $j > 1$, $f(V_{-w}(z_j) \cup \{w\}, w) > \mathcal{T}$ then since (u_1, v_1) is above (z_j, w) , (u_1, v_1) would have been labelled **L1** by the end of stage $i-1$ which we assumed was not the case. Thus, for all $j > 1$, $f(V_{-w}(z_j) \cup \{w\}, w) \leq \mathcal{T}$. (11) then implies $f(V_{-w}(z_1) \cup \{w\}, w) > \mathcal{T}$.

Next note that if $v_1 \in T_{-v_2}(u_2)$ the exact same argument would show that for all $j \neq 2$, $f(V_{-w}(z_j) \cup \{w\}, w) \leq \mathcal{T}$, otherwise (u_1, v_1) would have been labelled **L1** by the end of stage $i - 1$, which we assumed was not the case. In particular this would imply $f(V_{-w}(z_1) \cup \{w\}, w) \leq \mathcal{T}$, contradicting the result of the previous paragraph.

Thus $v_2 \in T_{-v_1}(u_1)$ and $v_1 \notin T_{-v_2}(u_2)$. But this and the fact that $f(V_{-w}(z_2) \cup \{w\}, w) \leq \mathcal{T}$ immediately imply that (u_2, v_2) which is below (z_2, w) would have been labelled **L2** by the end of stage $i - 1$, contradicting our assumptions. \square

We now prove

Lemma 11

1. Algorithm 4 works in $O(\log n)$ stages with the specific oracle calls made during stage i only dependent upon the results of the oracle calls made in stages $j < i$ and not on the results of any oracle calls during stage i .
2. In each stage the total work performed by the oracle calls is $O(t_{\mathcal{A}}(n))$.
3. The total amount of work performed by Algorithm 4 is

$$O(t_{\mathcal{A}}(n) \log n).$$

Proof (1) is from the definition of the algorithm.

For (2) Let E_i be the edges processed in stage i , i.e., $(u, v) \in E_i$ if $v \in L_i$. By definition, $E'_i \subseteq E_i$. From Lemma 10 no vertex $w \in V$ can appear in more than one set $C(u, v)$ for $(u, v) \in E_i$. Thus

$$\sum_{(u,v) \in E'_i} |C(u, v)| \leq \sum_{(u,v) \in E_i} |C(u, v)| \leq n.$$

So, by asymptotic subadditivity, the total amount of work done in stage i in line 8 will be

$$\begin{aligned} O\left(\sum_{(u,v) \in E_i} t_{\mathcal{A}}(|C(u, v)| + 1)\right) &= O\left(\sum_{(u,v) \in E_i} O(t_{\mathcal{A}}(|C(u, v)|))\right) \\ &= O(t_{\mathcal{A}}(n)) \end{aligned}$$

proving (2).

(3) then follows from the fact that $t = O(\log n)$, the remainder of the work in Algorithm 4 outside of line 8 is $O(n)$ and only another $O(n \log n)$ time is required for the decomposition. \square

4.1.2 Later Peaking Phases by Binary Search.

All later peaking phases start immediately after a reaching phase has completed by finding an edge (u, v) satisfying the reaching criterion.

Lemma 7 splits this into seven scenarios. In Cases 2ciii and the first half of Case 2civ the algorithm terminates. In Cases 2a, 2b and 2ci the resulting

Algorithm 5 Peaking Phase after Reaching Phase

```

1:   ▷  $(u, v)$  satisfies the reaching condition in  $T_H(S)$  and  $V_{-v}(u)$  has been removed
2:   ▷ Checks the scenarios from Lemma 7.  $u', h, v', v'', h'$  as defined in Lemma 7.
3:
4: procedure  $Psearch(v, b)$ 
5:   Create the path  $a = v_1, v_2, \dots, v_t = b$  in  $T_H(S)$ 
6:   Binary search to find smallest  $i \in [1, t-1]$  such that  $f(V_{-v_{i+1}}(v_i) \cup \{v_{i+1}\}, v_{i+1}) > \mathcal{T}$ 
7:   Return $(v_i, v_{i+1})$ 
8: end procedure
9:
10:
11: if  $h \neq v$  then
12:    $\alpha = f(V_{-h}(v') \cup \{h\}, h)$ 
13: end if
14: if  $(h \neq v$  AND  $\alpha > \mathcal{T})$  then                                     ▷ Scenario 1
15:    $(u', p(u')) = PSearch(v, r)$ 
16:   Commit  $V_{-p(u')}(u')$  to  $u'$ 
17: else if  $(h = r$  AND  $r$  has exactly two children in  $T_{H(s)}$ ) then   ▷ Scenario 2c
18:    $\beta = f(V_{-h'}(v') \cup \{h'\}, h')$ 
19:   if  $(\beta > \mathcal{T})$  then                                             ▷ Scenario 2ci
20:      $(u', p(u')) = PSearch(v, h')$ 
21:     Commit  $V_{-p(u')}(u')$  to  $u'$ 
22:     if  $h'$  is a sink and  $S = \{u', h'\}$  then                         ▷ Scenario 2civ, first part
23:       Commit $(\{u'\}, u')$  and Commit $(\{h'\}, h')$  and terminate
24:     end if
25:   else if  $h'$  is a sink then                                       ▷ Scenario 2ciii
26:     Commit $(V, h')$  and terminate
27:   end if
28: end if

```

tree remains RC-viable and therefore the peaking phase can be skipped. In the remaining Cases 1, 2cii and the second half of Case 2civ it is known that only one new edge (u, v) might now satisfy the peaking criterion and that edge is on the path $\Pi(v, h)$ or $\Pi(v, h')$ (defined in the Lemma). By path and set monotonicity, if this edge exists, it can be found by binary searching on the path. This is formalized in Algorithm 5

The procedure performs $O(n)$ book-keeping, $O(1)$ oracle calls and, possibly, one binary search requiring an additional $O(\log n)$ oracle calls. Thus

Lemma 12 *Each individual peaking phase after the first one can be implemented using only $O(\log n)$ oracle calls and $O(t_A(n) \log n)$ time.*

4.2 Creating and maintaining the hub tree.

At the start of each reaching phase the algorithm must construct the appropriate hub tree. This entails identifying an appropriate root r , the hub nodes $V_H(S)$ and, for each hub node v , pointers from v to its children and to $p(v)$ and $p_H(v)$. In addition, the sink set $S(v)$ must be calculated for each node v .

At the completion of the first peaking phase, the first hub tree must be built from scratch. Everything except for the calculation of the $S(v)$ can be

Algorithm 6 Binary Search in Reaching Phase

-
- 1: ▷ The structure $T_{H(S)}$ with root r is given. $s \in S$ is a known sink.
 - 2: **procedure** $Rsearch(s, r)$
 - 3: Create the path $s = v_1, v_2, \dots, v_t = r$ in $T_H(S)$
 - 4: Binary search to find largest $i \in [1, t - 1]$ such that $f(BP(v_i, s), s) \leq \mathcal{T}$
 - 5: Return(v_i)
 - 6: **end procedure**
-

easily done in $O(n)$ time. Assume the hub-tree structure has been built and let $s \in S$ be any sink. $f(BP(u, s), s)$ is a non-decreasing function as u moves up the tree path $\Pi(s, r)$. Thus, a binary search using $O(\log n)$ oracle \mathcal{A} calls finds the highest node u on $\Pi(s, r)$ satisfying $f(BP(u, s), s) \leq \mathcal{T}$. This is shown in Algorithm 6 which uses $O(t_{\mathcal{A}}(n) \log n)$ time.

After finding u the algorithm walks up the path $\Pi(s, u)$ adding s to every node on the path on this path. Since $|S| \leq k$ this can be done using a total of $O(k \log n)$ oracle calls and $O(nk)$ extra time (for walking up all of the paths and creating the lists). For each u , we maintain the list $S(u)$ of sinks partitioned into sublists; each sublist is associated with the hub child of u that contains those sinks. Combining all of the above, the time required for constructing the first hub tree is $O(nk + k \log n t_{\mathcal{A}}(n)) = O(kt_{\mathcal{A}}(n))$.

At the start of every subsequent reaching phase, Lemma 7 shows that the hub tree could only have changed in a very constrained way from the previous hub tree. After the closed commits of the previous reaching stage at most one new sink could have been added (with a corresponding subtree removed) in the peaking stage. New edges are never added to the hub tree; once an edge is removed from the hub tree it never returns. The root can only change in very restricted circumstances. The structure of the new hub tree can easily be constructed from the old one in $O(n)$ time.

After the new hub tree is built, the $S(v)$ lists need to be updated using (6) in Lemma 7. First, remove from $S(v)$ all sinks that were committed in the last reaching phase. Since one sink can be removed in $O(n)$ time and at most k sinks need to be removed this uses $O(nk)$ time over the entire algorithm. Finally, if a sink s was created in the preceding peaking phase (according to Lemma 7 at most one such sink can be created) it needs to be added to the appropriate $S(v)$ lists. This can be done similarly as in the construction of the first hub tree, by calling $Rsearch(s, r)$, using $O(n)$ time plus $O(\log n)$ calls to the oracle \mathcal{A} . Since at most k sinks can be added, the total work performed by the algorithm to create the hub tree at the start of each reaching phase *taken over the entire algorithm* is $O(kt_{\mathcal{A}}(n) \log n)$ using $O(k \log n)$ oracle calls.

4.3 Implementing the Reaching Phase

Assume that the hub tree is given along with the lists $S(u)$ for each node in the hub tree as introduced in Definition 20. The self-sufficiency tests in Section 3.4.1 can now be restated in terms of $S(u)$.

Lemma 13 *Let $v \in V_{H(S)}$ be a non-hub node, u its unique descendent in $T_{H(S)}$ and $T(v)$ the subtree of T rooted at v . If $T_{-v}(u)$ is recursively self-sufficient then one of the following two cases must occur:*

- (i) $|S(v)| = 0$ and (u, v) satisfies the reaching criterion.
- (ii) $|S'(v)| > 0$ and $T(v)$ is recursively self-sufficient with every sink in $S(p(v))$ as a witness to its self sufficiency.

Proof This lemma is essentially a restatement of Corollary 2 rewritten for this special case in which v only has the one child u in $T_{H(S)}$. \square

Lemma 14 *Let v be a non-sink hub in $T_{H(S)}$, u_1, \dots, u_t be its hub-children and all the $T_{-v}(u_i)$ are recursively self-sufficient. Then one of the following two cases must occur:*

- (i) $\exists i$, such that $S(u_i) \cap S(v) = \emptyset$
 $\Rightarrow (u_i, v)$ satisfies the reaching criterion.
- (ii) $\forall i$, $S(u_i) \cap S(v) \neq \emptyset$
 $\Rightarrow T(v)$ is recursively self-sufficient with every sink in $S(v)$ as a witness to its self sufficiency.

Proof This lemma is essentially a restatement of Corollary 2 rewritten for this special case when v has more than one child in $T_{H(S)}$. \square

Lemmas 13 and 14 permit implementing a Reaching Phase in $O(n)$ time as shown in Algorithm 7.

First, in $O(|V_{H(S)}|) = O(n)$ time, preprocess the nodes in $V_{H(S)}$ by topologically sorting them so that if v_i is the child of v_j then $i < j$.

Next, process the nodes in $V_{H(S)}$ in this topological order. This will ensure that a node will be processed only after its hub-children have already been processed. By induction, after a node v has been processed, if the algorithm hasn't halted, $T(v)$ will be recursively self sufficient.

Processing a non-sink hub node v uses Lemma 14 to check if any of the edges leading to h_i satisfy the reaching criterion. If yes, the algorithm commits the proper nodes to sinks in $O(n)$ time and exits. Otherwise the tree rooted at v will be recursively-self sufficient and the algorithm continues.

Processing a non-hub node v uses Lemma 13 to check in $O(1)$ time if (u, v) satisfies the reaching criterion, where u is v 's unique hub child. If yes, the algorithm commits the proper nodes to sinks in $O(n)$ time and exits. Otherwise v will be recursively self sufficient and the algorithm continues.

If the algorithm completes the entire For loop and reaches line 27 then the entire tree T is recursively self-sufficient so T can be fully committed to S and the algorithm terminates.

Lines 8 and 17 can be implemented in $O(1)$ time because of the way the lists were stored. Lines 14 and 22 can also be implemented in $O(1)$ time since it is only necessary to set a flag stating that the entire list $S(v)$ are witnesses.

We have therefore just proven

Lemma 15 *If the hub tree is already given then the reaching phase can be implemented in $O(n)$ time.*

Algorithm 7 Reaching Stage

```

1: % $v_i$  are topologically sorted so that if  $v_i$  is the child of  $v_j$  then  $i < j$ .  $t = |V_H(S)|$ .
2: % If line 26 is reached without Break Out, then  $T$  is self-sufficient
3:
4: for  $i = 1$  to  $t$  do
5:    $v := v_i$ 
6:   if  $v$  is a non-sink hub then ▷ Apply Lemma 14
7:     for  $u$  a child of  $v$  in  $T_H(S)$  do
8:       if  $S(u) \cap S(v) = \emptyset$  then ▷  $(u, v)$  satisfies Reaching Criterion
9:         Remove  $V(u)$  from  $T$ 
10:        Commit blocks for  $V(u)$  to sinks in  $V(u) \cap S$  using Lemma 5
11:        Break out of Procedure
12:      end if
13:    end for
14:     $S(v)$  are witnesses to recursive self-sufficiency of  $T(v)$ 
15:  else ▷ Apply Lemma 13
16:    Set  $u$  to be the unique hub-child of  $v$ 
17:    if  $|S(u)| > 0$  and  $|S(v)| = 0$  then ▷  $(u, v)$  satisfies Reaching Criterion
18:      Remove  $V(u)$  from  $T$ 
19:      Commit blocks for  $V(u)$  to sinks in  $V(u) \cap S$  using Lemma 5
20:      Break out of Procedure
21:    else ▷  $T(v)$  is recursively self-sufficient
22:       $S(v)$  are witnesses to recursive self-sufficiency of  $T(v)$ 
23:    end if
24:  end if
25: end for
26: % Entire  $T$  is recursively self-sufficient
27: Commit all of  $T$  to  $S$  and terminate algorithm.

```

4.4 Combining the Pieces

This section has shown how to implement the entire bounded cost algorithm. It follows the generic structure of Algorithm 3, alternating Peaking and Reaching Phases.

The actual work was done by five logically distinct parts listed below. This decomposition will permit the parametric search extension in the next section.

1. **The First Peaking Phase**

- Implemented using tree centroid decomposition method of Section 4.1.1.
- Divided into $O(\log n)$ stages. Each stage performs $O(n)$ extra work plus one *amortized* Oracle call.
- Total time required $O(\log n t_{\mathcal{A}}(n))$.
- Number of actual oracle calls made could be as high as $\Theta(n)$.

2. **Creating the First Hub tree**

- Implemented using binary search method of Section 4.2
- Total time required $O(k \log n t_{\mathcal{A}}(n))$
- Uses $O(k \log n)$ total oracle calls.

3. **Reaching Phases**

- Implemented using Algorithm 7
- Uses $O(n)$ time with no oracle calls per each reaching phase
- Assumes pre-existing hub tree with preconstructed lists $S(u)$

- At most k reaching stages; $O(nk)$ total time for all reaching stages
- 4. **All other Peaking Phases**
 - Implemented using binary search method of Section 4.1.2
 - Uses $O(\log nt_{\mathcal{A}}(n))$ time with $O(\log n)$ oracle calls per peaking stage
 - At most k reaching stages; $O(k \log nt_{\mathcal{A}}(n))$ total time for all reaching stages
- 5. **Creating Hub Tree after Non-Initial Peaking phase**
 - Implemented using binary search method of Section 4.2
 - Removes k' sinks from old hub tree and adds at most one new sink
 - Total time required $O(nk' + \log nt_{\mathcal{A}}(n))$ using $O(\log n)$ oracle calls
 - At most k peaking stages; $O(k \log nt_{\mathcal{A}}(n))$ total time for all peaking stages

Combining these parts proves Theorem 2. For later use we denote this complete algorithm for solving the bounded-cost minmax k -sink problem as \mathcal{B} and its running time on an input of size n as $B(n)$.

5 Full Problem: Cost Minimization via Parametric Searching

By binary searching over all possible values of \mathcal{T} and using \mathcal{B} to test the feasibility of these \mathcal{T} , it is straightforward to construct a *weakly* polynomial time algorithm for the general minmax k -sink problem of finding \mathcal{T}^* , the smallest \mathcal{T} for which k sinks suffice.

Modifying \mathcal{B} to produce a *strongly* polynomial time algorithm, as in Theorem 3, though, will require using a variation on Megiddo's *parametric searching* technique [29].

Definition 23 The *State* of algorithm \mathcal{B} at any given time will be the current $(S_{\text{out}}, \mathcal{P}_{\text{out}})$, the edge labels in the first peaking phase and the $S(v)$ values in the hub tree.

Note that all of the information saved by \mathcal{B} , i.e., T and S and the rest of the hub tree information, can be directly constructed from its state. Thus if two invocations of \mathcal{B} on two different values \mathcal{T}' and \mathcal{T}'' both stop mid-calculation in the same state there is no way to distinguish between them.

In the parametric search version, \mathcal{T} will no longer be a constant; instead we *interfere* with the normal course of \mathcal{B} by changing \mathcal{T} during runtime.

This interfered version is denoted by Algorithm \mathcal{I} . The decision to interfere is based on a *threshold range* $(\mathcal{T}^L, \mathcal{T}^H]$. \mathcal{I} starts with $(\mathcal{T}^L, \mathcal{T}^H] = (0, +\infty]$ and always maintains the following invariants:

- (I1) $\mathcal{T}^L < \mathcal{T}^H$.
- (I2) \mathcal{T}^L never decreases and \mathcal{T}^H never increases.
- (I3) \mathcal{T}^L will be infeasible and \mathcal{T}^H will be feasible.
- (I4) At each step of \mathcal{I} , the corresponding state of \mathcal{B} would be identical for ALL values of $\mathcal{T} \in [\mathcal{T}^L, \mathcal{T}^H)$. (Note the flipping of open and closed intervals.)

Intuitively, \mathcal{I} “pretends” that it is running \mathcal{B} for all $\mathcal{T} \in [\mathcal{T}^L, \mathcal{T}^H]$ while pruning away “useless values”. We will soon see that the properties above will imply that \mathcal{I} terminates with the value \mathcal{T}^H being the correct solution.

This leads to defining a *step* in \mathcal{I} . There will be two types of steps, *Stage-Steps* and *If-Steps*.

The Stage-Steps will correspond to the stages in the first peaking phase. The If-Steps will correspond to an oracle call and associated work performed AFTER the first peaking phase

Stage-Steps:

\mathcal{B} starts by implementing the first peaking phase using Algorithm 4. This is divided into $t = O(\log n)$ stages, where t is the number of levels in the centroid decomposition of T_{in} . Recall that decomposition itself only depends upon T_{in} and not \mathcal{T} . From Lemma 11 (1), the full set of oracle calls made during each of those stages depends upon the results of the calls from *previous* stages and not on any calls made during the current one.

A Stage-Step will correspond to the implementation of one stage as performed by lines 3-22 of Algorithm 4. AFTER making the oracle calls in lines 3-11, the Stage-Step will binary search among the returned values to find a^L , the largest infeasible value and a^H , the smallest feasible one. It will then set \mathcal{T}^L to be the larger of a^L and the old \mathcal{T}^L and run the remaining lines 12-22 using $T = \mathcal{T}^L$. It will also set \mathcal{T}^H to be the smaller of a^H and the old \mathcal{T}^H . The details are in Figure 16.

Lemma 16 *Let $i \leq t$ where t is the number of stages in the centroid decomposition of T_{in} . Let \mathcal{T}^* be the optimal value of \mathcal{T} and let $(\mathcal{T}^L, \mathcal{T}^H)$ be the threshold range after running i Stage-Steps. Then*

1. $\mathcal{T}^* \in (\mathcal{T}^L, \mathcal{T}^H]$.
2. Let $\mathcal{T}' \in [\mathcal{T}^L, \mathcal{T}^H)$. Then, Algorithm \mathcal{B} run for i stages with $\mathcal{T} = \mathcal{T}'$ would end in the same state as algorithm \mathcal{B} run for i stages with $\mathcal{T} = \mathcal{T}^L$.
3. Algorithm \mathcal{I} run for i Stage steps would end in the same state as algorithm \mathcal{B} run for i stages with $\mathcal{T} = \mathcal{T}^L$.

Proof (1) $\mathcal{T}^* \leq \mathcal{T}^H$ because \mathcal{T}^H is always set to be a feasible value of \mathcal{T} . Similarly, $\mathcal{T}^* > \mathcal{T}^L$ because \mathcal{T}^L is always set to be a non-feasible value of \mathcal{T} .

(2) Will be proven by induction on i . Let stage 0 be the starting process of setting $(\mathcal{T}^L, \mathcal{T}^H) = (0, \infty)$. Then (2) is valid for $i = 0$.

Now assume (2) is correct for $i - 1$. From the induction hypothesis, the state of \mathcal{B} for $\mathcal{T} = \mathcal{T}^L$ and $\mathcal{T} = \mathcal{T}'$ will be identical at the end of stage $i - 1$, i.e., the start of stage i . In particular, for both $\mathcal{T} = \mathcal{T}^L, \mathcal{T}'$, all edges will be labelled the same at the start of stage i .

Next note that, after completing Line 4 in the i 'th Stage-Step there does not exist any $a_j \in \mathcal{V}$ satisfying $a_j \in (\mathcal{T}^L, \mathcal{T}^H)$. Thus, if $\mathcal{T}' \in [\mathcal{T}^L, \mathcal{T}^H)$,

$$a_j \leq \mathcal{T}^L \Rightarrow a_i \leq \mathcal{T}' \quad \text{and} \quad a_j > \mathcal{T}^L \Rightarrow a_j \geq \mathcal{T}^H \Rightarrow a_j > \mathcal{T}'.$$

Stage-Step:

1. Start by performing all of the oracle calls required by lines 3-11 of Algorithm 4
By Lemma 11 (2), this only requires $O(t_{\mathcal{A}}(n))$ time.
2. Let $\mathcal{V} = \{a_1, a_2, \dots, a_r\}$ be the values returned by the oracle calls.
Note that feasibility of a_i can be tested in $B(n)$ time by running \mathcal{B} with $\mathcal{T} = a_i$.
3. In $O(r \log r + B(n) \log r) = O(B(n) \log n)$ time, binary search in \mathcal{V} for a pair of values

$$a^L = \max\{a_i \in \mathcal{V} : a_i \text{ is not feasible}\}, \quad a^H = \min\{a_i \in \mathcal{V} : a_i \text{ is feasible}\}$$

If all of the \mathcal{T}_i are feasible set $a^L = \mathcal{T}^L$;

If all of the \mathcal{T}_i are not feasible set $a^H = \mathcal{T}^H$.

4. Set $\mathcal{T}^L = \max\{a^L, \mathcal{T}^L\}$, $\mathcal{T}^H = \min\{a^H, \mathcal{T}^H\}$
5. Continue the stage using the value $\mathcal{T} = \mathcal{T}^L$ (the new updated value) when running lines 12-22 in Algorithm 4.

Fig. 16: A Stage-Step in Algorithm \mathcal{I} :

Thus, for any a_j evaluated during stage i via an oracle call, Algorithm \mathcal{B} can not distinguish between the answer to $a_j \leq \mathcal{T}^L$ and $a_j \leq \mathcal{T}'$. Since the decisions made by \mathcal{B} only depend upon the prior labels of edges and the results of the $a_j \leq \mathcal{T}$ queries, \mathcal{B} will behave identically for both $\mathcal{T} = \mathcal{T}^L, \mathcal{T}'$.

(3) follows from the analysis of (2). \square

If-Steps:

The remainder of of \mathcal{B} will be divided into **If-Steps**. The first If-Step starts right after the first peaking phase concludes. All subsequent If-Steps start whenever an oracle call is made.

Note that \mathcal{B} works by making oracle calls of the type $a = f(\cdot, \cdot)$ followed by a clause “If $a \leq \mathcal{T}$ ”, e.g., during the peaking phases or creation of a hub tree. Further note that \mathcal{B} never actually uses the *value* of a or \mathcal{T} when deciding what to do next. Its actions only depend upon whether $a \leq \mathcal{T}$ or $a > \mathcal{T}$.

\mathcal{I} , the interfered version of Algorithm \mathcal{B} , will run the remainder of \mathcal{B} If-Step by If-Step but replacing each If-Step in \mathcal{B} by the corresponding interfered If-Step in \mathcal{I} as defined in Figure 17.

Lemma 17 *Let \mathcal{T}^* be the optimal value of \mathcal{T} and let $(\mathcal{T}^L, \mathcal{T}^H]$ be the threshold range after running m If-Steps after the conclusion of the first peaking phase. Then*

1. $\mathcal{T}^* \in (\mathcal{T}^L, \mathcal{T}^H]$.
2. Let $\mathcal{T}' \in [\mathcal{T}^L, \mathcal{T}^H)$. Then, Algorithm \mathcal{B} run for m steps with $\mathcal{T} = \mathcal{T}'$ would end in the same state as algorithm \mathcal{B} run for m steps with $\mathcal{T} = \mathcal{T}^L$.
3. Algorithm \mathcal{I} run for m steps would end in the same state as algorithm \mathcal{B} run for m steps with $\mathcal{T} = \mathcal{T}^L$.

Proof (1) Same as the proof of Lemma 16 (1).

(2) From the induction hypothesis, the state of \mathcal{B} for $\mathcal{T} = \mathcal{T}^L$ and $\mathcal{T} = \mathcal{T}'$ will be identical at the end of stage $m - 1$, i.e., the start of stage m . Now consider what happens in the m 'th If-Step.

If-Step:

1. Perform the evaluation $a := f(\cdot, \cdot)$.
2. Resolve the If-Clause and reset $\mathcal{T}^L, \mathcal{T}^H$ if necessary as follows:
 - (i) If $a \leq \mathcal{T}^L$, resolve the associated If-clause as $f(\cdot, \cdot) \leq \mathcal{T}$.
 - (ii) If $a \geq \mathcal{T}^H$, resolve the associated If-clause as $f(\cdot, \cdot) > \mathcal{T}$.
 - If $a \in (\mathcal{T}^L, \mathcal{T}^H)$, run a separate version of \mathcal{B} from scratch with value $\mathcal{T} := a$, and observe the output.
 - (iii) If Output is ‘No’: set $\mathcal{T}^L := a$.
Resolve the associated If-clause as $f(\cdot, \cdot) \leq \mathcal{T}$.
 - (iv) If Output is ‘Yes’, set $\mathcal{T}^H := a$.
Resolve the associated If-clause as $f(\cdot, \cdot) > \mathcal{T}$.
3. Conclude the step by running the algorithm with the set value $\mathcal{T} = \mathcal{T}^L$ until the start of the next step.

Fig. 17: An If-Step in Algorithm \mathcal{I}

In case (i), $f(\cdot, \cdot) = a \leq \mathcal{T}^L < \mathcal{T}'$.

In case (ii), $f(\cdot, \cdot) = a \geq \mathcal{T}^H > \mathcal{T}' \geq \mathcal{T}^L$.

In case (iii), $f(\cdot, \cdot) = a = \mathcal{T}^L \leq \mathcal{T}'$.

In case (iv), $f(\cdot, \cdot) = a = \mathcal{T}^H > \mathcal{T}' \geq \mathcal{T}^L$.

Thus, in all four cases, the query “ $a \leq \mathcal{T}^L$?” resolves identically to the query “ $a \leq \mathcal{T}'$ ” and algorithm \mathcal{B} can not distinguish between the two cases. Since the algorithm started the If-Step in an identical state for both $\mathcal{T} = \mathcal{T}'$ and $\mathcal{T} = \mathcal{T}^L$ and can not distinguish between them during the If-Step, it ends in the same state for both of them.

(3) follows directly from the analysis of (2). \square

Lemma 18

The interfered algorithm \mathcal{I} will terminate in $O(\max(k, \log n)k \log^2 nt_{\mathcal{A}}(n))$ time.

Let $(\mathcal{T}_{<}, \mathcal{T}_{>}]$ be the threshold range when \mathcal{I} terminates and \mathcal{T}^ be the optimal value of \mathcal{T} . Then $\mathcal{T}^* = \mathcal{T}_{>}$. In particular, we can then run the bounded cost Algorithm \mathcal{B} on $\mathcal{T} := \mathcal{T}_{>}$ to retrieve the optimal feasible configuration.*

Proof By the definition of the Stage and If-Steps the open interval $(\mathcal{T}^L, \mathcal{T}^H)$ may contract but is always non-empty. Let \mathcal{T}' be any value falling in the intersection of all such intervals.

Point (2) of Lemmas 16 and 17 imply that the number and type of steps run by algorithm \mathcal{I} is exactly the same as those run by algorithm \mathcal{B} on \mathcal{T}' .

For a problem of size n , let $S_S(n)$ denote the maximum number of Stage-Steps run by Algorithm \mathcal{B} and $S_I(n)$ the maximum number of If-Steps run. As noted in Section 4.4 $S_S(n) = O(\log n)$ and $S_I(n) = O(k \log n)$.

The running time of \mathcal{I} is the time for running \mathcal{B} on \mathcal{T}' plus the work done on lines 3-4 of the Stage Steps (Fig 16) and line 2 of the If-Steps (Fig 17).

Let $W_S(n)$ be the total amount of work performed by \mathcal{I} on lines 3-4 in one Stage-Step and $W_I(n)$ the total amount of work performed by \mathcal{I} in line 2 of one If-Step. $W_S(n) = O(\log n B(n))$ and $W_I(n) = O(B(n))$.

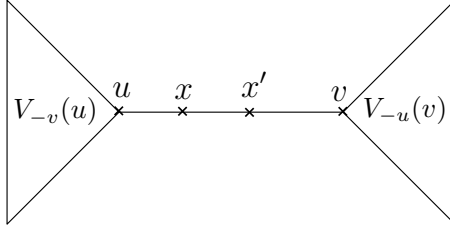


Fig. 18: Let (u, v) be oriented so that it starts at u and ends at v . Then $x < x'$. If the edge was oriented as (v, u) then $x' < x$. If $x \leq x'$ then $f(V_{-v}(u) \cup \{x\}, x) \leq f(V_{-v}(u) \cup \{x'\}, x')$.

Thus, the total amount of work performed by Algorithm \mathcal{I} before it terminates is

$$\begin{aligned}
 T(n) &= B(n) + S_S(n)W_S(n) + S_F(n)W_F(n) \\
 &= B(n) + O(\log^2 n B(n)) + O(k \log n B(n)) \\
 &= O((\log^2 n + k \log n)(kt_{\mathcal{A}}(n) \log n)) \\
 &= O(\max(k, \log n) kt_{\mathcal{A}}(n) \log^2 n)
 \end{aligned}$$

Now consider the step at which \mathcal{T}^L was set to $\mathcal{T}_{<}$ while running \mathcal{I} . This occurred because $\mathcal{T}^L = \mathcal{T}_{<}$ was found to be infeasible. Consider $\mathcal{T}' \in (\mathcal{T}_{<}, \mathcal{T}_{>})$. From Lemmas 16 and 17 (2), \mathcal{B} would be in exactly the same state at that end of the algorithm for both \mathcal{T}^L and \mathcal{T}' . Thus \mathcal{T}' is infeasible as well.

Finally, from Lemmas 16 and 17 (1) we have that $\mathcal{T}^* \in (\mathcal{T}_{<}, \mathcal{T}_{>}]$ but we have just seen that no $\mathcal{T}' \in (\mathcal{T}_{<}, \mathcal{T}_{>})$ is feasible, Thus $\mathcal{T} := \mathcal{T}_{>}$. \square

Theorem 3 follows immediately from the previous Lemma.

Note: A classic application of parametric search to \mathcal{B} would require a call to \mathcal{B} every time the oracle \mathcal{A} was called. This first peaking phase can require as many as $\Theta(n)$ oracle calls, resulting in an $\Theta(nB(n)) = \Theta(nt_{\mathcal{A}}(n))$ running time for that phase in the parametric search version. The use of the centroid decomposition and distinction between Stage and If Steps were necessary to replace this extra factor of $\Theta(n)$ by $\Theta(\log n)$.

6 The Continuous Case

Until this point the analysis has always assumed the discrete version of the problem in which sinks are required to be nodes in V_{in} . This section will extend those results to the continuous case in which sinks can be located on edges.

This first requires extending the definition of minmax monotone cost functions to edges.

Definition 24 (Fig. 18) Let $T = (V, E)$ be a tree and $f(\cdot, \cdot)$ a monotone minmax cost function as defined in Section 2.1.1.

For $e = (u, v) \in E$, orient e so that it starts at u and ends at v . Let $x, x' \in e$. Denote

$$\begin{aligned} x \leq x' & \quad \text{if and only if} \quad x \text{ is on the path from } u \text{ to } x', \\ x < x' & \quad \text{if and only if} \quad x \leq x' \text{ and } x \neq x'. \end{aligned}$$

$f(\cdot, \cdot)$ is *continuous* if it satisfies:

1. $f(V_{-v}(u) \cup \{x\}, x)$ is a continuous function in $\{x : u < x \leq v\}$.
2. $f(V_{-v}(u) \cup \{x\}, x)$ is non-decreasing in $\{x : u \leq x \leq v\}$, i.e.,

$$\forall u \leq x < x' \leq v, \quad f(V_{-v}(u) \cup \{x\}, x) \leq f(V_{-v}(u) \cup \{x'\}, x').$$

Point 2 is the natural generalization of path-monotonicity.

Note: This definition is satisfied in the sink evacuation problem. Let $d(x, v)$ denote the time required to travel from x to v . It is natural to assume that this is non-increasing continuous function in x . Since flow travels smoothly without congestion inside an edge, if the last flow arrived at node v at time t , then it had been at $x > u$ at time $t - d(x, v)$. Thus

$$f(V_{-v}(u) \cup \{x\}, x) = f(V_{-v}(u) \cup \{v\}, v) - d(x, v) \quad (12)$$

so condition (1) is satisfied and condition (2) is satisfied for every x except possibly $x = u$. Now consider the time t' that the last flow arrives at node u and let $t' + w$ be the time that this last flow enters edge (u, v) . Since flow doesn't encounter congestion inside an edge, it arrives at v at time $t' + w + d(u, v)$. Then

$$f(V_{-v}(u), u) = t' \leq t' + w = (t' + w + d(u, v)) - d(u, v) = \lim_{x \downarrow u} f(V_{-v}(u) \cup \{x\}, x).$$

Thus condition (2) is also satisfied at $x = u$. Note that $w > 0$ only occurs if there is congestion at (u, v) and this forces a left discontinuity, which is why the range in point (1) does not include $x = u$.

The following lemma follows easily from the definitions and the continuity.

Lemma 19 *Let $T = (V, E)$ be a tree, $f(\cdot, \cdot)$ a minmax monotone cost function and $e = (u, v) \in E$. Then both*

$$s_{\mathcal{T}} = \max_{x \in e} \left(f(V_{-v}(u) \cup \{x\}, x) \leq \mathcal{T} \right) \quad (13)$$

and

$$a := \min_{x \in e} \max \left(f(V_{-v}(u) \cup \{x\}, x), f(V_{-u}(v) \cup \{x\}, x) \right) \quad (14)$$

exist.

We finally assume that $S_{\mathcal{T}}$ and the largest $x' \in e$ for which

$$s_{\mathcal{T}} = f(V_{-v}(u) \cup \{x'\}, x'),$$

as well as a and $x' \in e$ for which

$$a = \max \left(f(V_{-v}(u) \cup \{x'\}, x'), f(V_{-u}(v) \cup \{x'\}, x') \right),$$

can be calculated using $O(1)$ oracle calls, i.e., in $O(t_{\mathcal{A}}(n))$ time where $n = |V|$. This is obviously true in the sink evacuation case because of the linearity of the functions as given by (12).

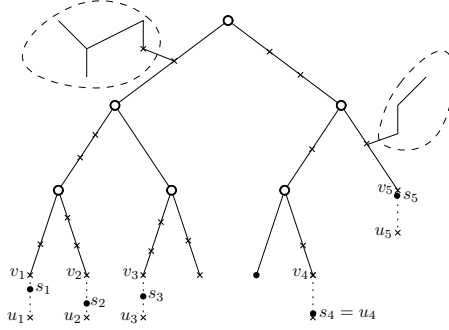


Fig. 19: The hub tree after the sinks have been placed in the continuous problem. Five sinks s_1, \dots, s_5 have been placed by the peaking lemma. Note that the s_i are not necessarily in V ; they can be located somewhere on the edge (u_i, v_i) . In the feasibility version of the problem, the exact location of s_i on the edge is known. In the minimization version, only the fact that s_i falls in the edge (u_i, v_i) is known but its exact location might not be.

6.1 Extending Theorem 2 to the continuous case

Recall that the Peaking Lemma (Lemma 1) found (u, v) such that $f(V_{-v}(u), u) \leq \mathcal{T}$ but $f(V_{-v}(u) \cup \{v\}, v) > \mathcal{T}$ and then placed a sink on u . The motivating intuition was that the peaking condition implies that $V_{-v}(u)$ MUST contain at least one sink. Placing that sink on the most extreme location possible for a single sink serving all of $V_{-v}(u)$, i.e., u , could only improve the sink assignment.

In the continuous case, the analogous argument is again that placing the sink on the most extreme location possible for serving $V_{-v}(u)$ can only improve the sink assignment. But now, the most extreme location possible is no longer required to be u ; it is the unique point $s_{\mathcal{T}}$ defined in (13). (Fig. 19)

The Peaking Lemma for the continuous case will now create a new node at $s = s_{\mathcal{T}}$, splitting (u, v) into two pieces. It will then place a sink on s , committing all of $V_{-v}(u)$ to s and adding s to S_{out} . No changes need to be made to the Reaching Lemma which will remain correct as stated. It can then be verified that the implementation of the peaking and reaching phases (including the first peaking phase via centroid decomposition) remain valid. Thus, the remainder of the bounded-cost minmax k -sink algorithm will follow exactly as it did before, with the running time remaining the same as well.

6.2 Extending Theorem 3 to the continuous case

Let \mathcal{B}' be the new bounded cost minmax k -sink algorithm for the continuous case described in the previous subsection and $B'(n) = B(n)$ be the cost of running the algorithm on an input of size n . We now apply parametric search

to \mathcal{B}' to create a general algorithm \mathcal{I}' for the continuous case. Some subtle differences between this and the application of parametric search to the bounded algorithm \mathcal{B} in Section 5 will be needed.

Let \mathcal{I}' be the interfered (parametric search) version of \mathcal{B}' to be developed. Similar to \mathcal{I} , \mathcal{I}' maintains a *threshold range* $(\mathcal{T}^L, \mathcal{T}^H]$. \mathcal{I} starts with $(\mathcal{T}^L, \mathcal{T}^H] = (0, +\infty]$ and maintains the same invariants:

- (I1) $\mathcal{T}^L < \mathcal{T}^H$,
- (I2) \mathcal{T}^L never decreases and \mathcal{T}^H never increases.
- (I3) \mathcal{T}^L will be infeasible and \mathcal{T}^H will be feasible.
- (I4) At each step of \mathcal{I}' , the corresponding state of \mathcal{B}' would be identical for ALL values of $\mathcal{T} \in [\mathcal{T}^L, \mathcal{T}^H]$.

The major difference will be in the definition of *state* and, in particular, what is stored in S_{out} . Recall that previously $S_{\text{out}} = \{s_1, \dots, s_t\}$ was the set of known sinks (created by the peaking lemma).

As noted in Section 6.1, sink $s = s_{\mathcal{T}}$ determined by the peaking lemma in the continuous case is no longer required to be a $v \in V$ but may lie inside an edge (u, v) . \mathcal{B}' explicitly determined the location of $s_{\mathcal{T}}$ from \mathcal{T} using (13). In \mathcal{I}' , \mathcal{T} is no longer exactly known, so (13) can no longer be applied.

To patch this, S_{out} will no longer store the (unknown) *location* of sink s but rather the directed edge $(u(s), v(s))$ which is known to contain s . (Fig. 19)

Definition 25 The *State* of algorithm \mathcal{B}' at any given time will be $(S_{\text{out}}, \mathcal{P}_{\text{out}})$ and the $S(v)$ values in the hub tree. $s \in S_{\text{out}}$ will be specified in the list by storing the edge $s = (u(s), v(s))$.

With this difference, Stage-Steps (Algorithm 4) work exactly the same in \mathcal{I}' as in \mathcal{I} . That is, after each Stage-Step the edges containing sinks are stored in S_{out} and other edges are marked appropriately. The proof of Lemma 16 for the continuous case will also follow.

The If-Steps now have to be further divided into two types depending upon the structure of the oracle call they make:

- **Normal-Steps:** These are the ones in (lines 5, 11, 17 of) Algorithm 5. The oracle evaluations are of the form $f(X, w)$ where X is a subtree containing no sinks and $w \in V \setminus S_{\text{out}}$. Normal-Steps will be processed using the same If-Step code from Figure 17 that was used by Algorithm \mathcal{I} , except that S_{out} will store the edge $(u(s), v(s))$ known to contain s rather than the unknown location s .
- **Bulk-Steps:** These are the ones in (line 4 of) Algorithm 6, the *Rsearch* procedure. They are in the form $f(BP(v_i, s'), s')$ where $s' \in S$. These If-Steps will be processed using the new description given in Figure 21. Note that this primarily differs from the old If-Step of Figure 17 in Line 1.

Lemma 16 and its proof will still work for the new Stage-Steps. We must now prove the equivalent of Lemma 17 for these new If-Steps.

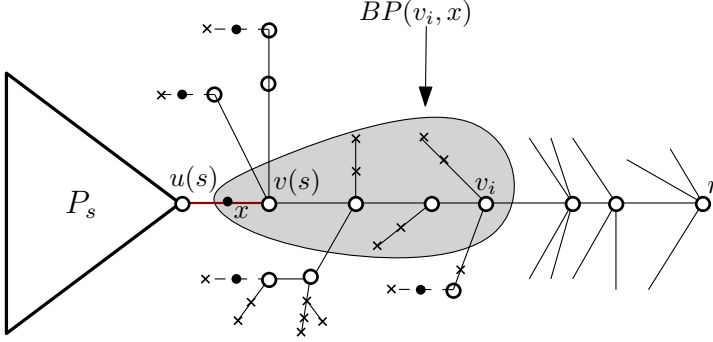


Fig. 20: An evaluation in a Bulk If-Step. A previous peaking step determined that edge $(u(s), v(s))$ contains a sink. For a given ancestor v_i of $v(s)$ in T the Bulk-If step finds the sink location $x \in (u(s), v(s))$ that minimizes the maximum cost of servicing both $P_s = V_{-v(s)}(u(s))$ and $BP(v_i, v(s))$. In the diagram, the gray area is $BP(v_i, x)$; it is the path from x to v_i and all of the outstanding branches that fall off of it. The unfilled nodes are known hub nodes. The filled nodes denote sink “locations”. The actual locations are unknown; only the (dashed) edges which contain them are known.

Bulk If-Step in Continuous Case to evaluate $f(BP(v_i, s), s) \leq \mathcal{T}$:

1. Perform the evaluation (Fig. 20)

$$a := \min_{x \in (u(s), v(s))} \max(f(P_s \cup \{x\}, x), f(BP(v_i, x), x)).$$

2. Resolve the If-Clause and reset $\mathcal{T}^L, \mathcal{T}^H$ if necessary as follows:
 - (i) If $a \leq \mathcal{T}^L$, resolve the associated If-clause as $f(BP(v_i, s), s) \leq \mathcal{T}$.
 - (ii) If $a \geq \mathcal{T}^H$, resolve the associated If-clause as $f(BP(v_i, s), s) > \mathcal{T}$.
 - If $a \in (\mathcal{T}^L, \mathcal{T}^H)$, run a separate version of \mathcal{B} from scratch with value $\mathcal{T} := a$, and observe the output.
 - (iii) If Output is ‘No’: set $\mathcal{T}^L := a$.
Resolve the associated If-clause as $f(BP(v_i, s), s) \leq \mathcal{T}$.
 - (iv) If Output is ‘Yes’, set $\mathcal{T}^H := a$.
Resolve the associated If-clause as $f(BP(v_i, s), s) > \mathcal{T}$.
3. Conclude the step by running the algorithm with the set value $\mathcal{T} = \mathcal{T}^L$ until the start of the next step.

Fig. 21: If-Step for the Bulk-Step in Continuous Algorithm \mathcal{I} .

Lemma 20 *Let \mathcal{T}^* be the optimal value of \mathcal{T} and let $(\mathcal{T}^L, \mathcal{T}^H]$ be the threshold range after running m If-Steps after the conclusion of the first peaking phase. Then*

1. $\mathcal{T}^* \in (\mathcal{T}^L, \mathcal{T}^H]$.
2. Let $\mathcal{T}' \in [\mathcal{T}^L, \mathcal{T}^H)$. Then, Algorithm \mathcal{B}' run for m steps with $\mathcal{T} = \mathcal{T}'$ would end in the same state as algorithm \mathcal{B}' run for m steps with $\mathcal{T} = \mathcal{T}^L$.

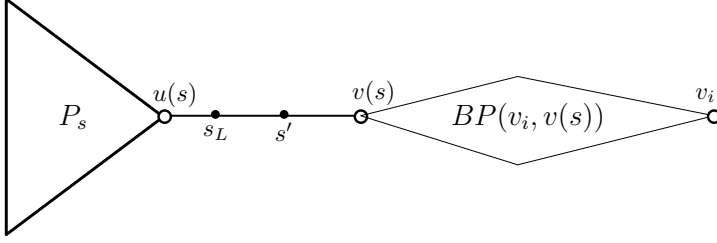


Fig. 22: Illustration of $s_L \leq s'$ in the proof of Lemma 20. Recall that s_L is the rightmost location of a sink on edge $(u(s), v(s))$ that supports P_s when $\mathcal{T} = \text{mathcal{T}}^L$ and s' is the rightmost that supports it when $\mathcal{T} = \mathcal{T}'$.

3. Algorithm \mathcal{I}' run for m steps would end in the same state as algorithm \mathcal{B}' run for m steps with $\mathcal{T} = \mathcal{T}^L$.

Proof (1) The proof is exactly the same as in Lemma 17.

(2) Again the proof is by induction on m , that after m steps algorithm \mathcal{B}' will be in the same state when run on \mathcal{T}' and \mathcal{T}^L . Assume this is true for $m-1$ and now consider what happens in the m 'th If-step.

The analysis of a Normal Step is exactly the same as it was in Lemma 17 so we do not repeat it except to note again that in all cases, the algorithm correctly processes “ $a \leq \mathcal{T}^L$?”. Furthermore “ $a \leq \mathcal{T}^L$?” resolves identically to the query “ $a \leq \mathcal{T}'$ ” so \mathcal{B}' can not distinguish between the two cases.

The analysis of the Bulk-Step is more interesting. For simplicity set $s_L := s_{\mathcal{T}^L}$ and $s' := s_{\mathcal{T}'}$ as defined in (13). By the induction hypothesis both of these values are on the edge $(s(u), v(u))$.

Since $\mathcal{T}^L < \mathcal{T}'$, monotonicity implies $s_L \leq s'$ (Fig. 22). Note that $BP(v_i, s_L) = BP(v_i, v(s)) \cup \{s_L\}$ and $BP(v_i, s') = BP(v_i, v(s)) \cup \{s'\}$. Thus, from monotonicity,

$$f(BP(v_i, s_L), s_L) \geq f(BP(v_i, s'), s'). \quad (15)$$

Let $x_a \in (u(s), v(s))$ be a value such that

$$a = \max(f(P_s \cup \{x_a\}, x_a), f(BP(v_i, x_a), x_a)).$$

We now analyze the cases separately:

(i) $f(P_s \cup \{x_a\}, x_a) \leq a \leq \mathcal{T}^L$ implies $x_a \leq s_a \leq s_L$. From monotonicity and (15)

$$\mathcal{T}' > \mathcal{T}^L \geq a \geq f(BP(v_i, x_a), x_a) \geq f(BP(v_i, s_L), s_L) \geq f(BP(v_i, s'), s').$$

Then

$$f(BP(v_i, s_L), s_L) \leq \mathcal{T}^L \quad \text{and} \quad f(BP(v_i, s'), s') \leq \mathcal{T}'. \quad (16)$$

(ii) By the definition of a ,

$$\max\left(f(P_s \cup \{s'\}, s'), f(BP(v_i, s'), s')\right) \geq a > \mathcal{T}^H.$$

Since $f(P_s \cup \{s'\}, s') \leq \mathcal{T}' \leq \mathcal{T}^H$, this and (15) imply

$$f(BP(v_i, s_L), s_L) \geq f(BP(v_i, s'), s') > \mathcal{T}^H > \mathcal{T}' > \mathcal{T}^L.$$

Then

$$f(BP(v_i, s_L), s_L) > \mathcal{T}^L \quad \text{and} \quad f(BP(v_i, s'), s') > \mathcal{T}'. \quad (17)$$

(iii) We set $\mathcal{T}^L = a$ so $a < \mathcal{T}' < \mathcal{T}^H$. Furthermore, $x_a \leq s_a = s_L$ so from (15) and path monotonicity

$$\mathcal{T}' > \mathcal{T}^L = a \geq f(BP(v_i, x_a), x_a) \geq f(BP(v_i, s_L), s_L) \geq f(BP(v_i, s'), s').$$

Then

$$f(BP(v_i, s_L), s_L) \leq \mathcal{T}^L \quad \text{and} \quad f(BP(v_i, s'), s') \leq \mathcal{T}'. \quad (18)$$

(iv) We set $\mathcal{T}^H = a$. Then $\mathcal{T}^L < \mathcal{T}' < a$. By definition $f(P_s \cup \{s'\}, s') \leq \mathcal{T}' < a$. As in the analysis in case (ii) we note that from the definition of a ,

$$\max(f(P_s \cup \{s'\}, s'), f(BP(v_i, s'), s')) \geq a$$

and thus

$$f(BP(v_i, s'), s') \geq a$$

Using (15) again shows

$$f(BP(v_i, s_L), s_L) \geq f(BP(v_i, s'), s') \geq a > \mathcal{T}' > \mathcal{T}^L.$$

Then

$$f(BP(v_i, s_L), s_L) > \mathcal{T}^L \quad \text{and} \quad f(BP(v_i, s'), s') > \mathcal{T}'. \quad (19)$$

Equations (16)-(19) show that the queries “ $f(BP(v_i, s_L), s_L) \leq \mathcal{T}^L$?” and “ $f(BP(v_i, s'), s') \leq \mathcal{T}'$?” will always return the same answer.

Since the algorithm started the If-Step in an identical state for cases $\mathcal{T} = \mathcal{T}', \mathcal{T}^L$, and it can not distinguish between those cases during the If-Step, it ends in the same state for both of them.

(3) follows from the analysis of (2). \square

We can now prove

Lemma 21 *The interfered algorithm \mathcal{I} in the continuous case will terminate in $O(\max(k, \log n)k \log^2 nt_{\mathcal{A}}(n))$ time.*

Let $(\mathcal{T}_{<}, \mathcal{T}_{\geq})$ be the threshold range when \mathcal{I} terminates and \mathcal{T}^ be the optimal value of \mathcal{T} . Then $\mathcal{T}^* = \mathcal{T}_{\geq}$. In particular, we can then run the bounded cost Algorithm \mathcal{B} on $\mathcal{T} := \mathcal{T}_{\geq}$ to retrieve the optimal feasible configuration.*

The proof of this lemma is almost exactly the same as that of Lemma 21 and will therefore be omitted. The only difference is that \mathcal{I}' needs to do a bit of extra work for the Stage Steps and If-Steps. But this is only $O(t_{\mathcal{A}}(n))$ work per sink and there are at most k sinks. The extra work is therefore $O(kt_{\mathcal{A}}(n))$ which is subsumed by the remaining running time of the algorithm which is the same as that for the discrete case.

7 The fixed sink problem (optimal partitioning)

This section sketches a proof of Theorem 4, i.e., the special case in which the locations of S , the set of k sinks in the input tree T_{in} , are provided as part of the input. The problem is thus to partition T_{in} into k subtrees, each subtree containing exactly one $s \in S$, so as to minimize the max-cost of the subtrees.

Because the sinks are given they can be considered as nodes in V and thus this problem is always discrete. Also, as stated in Theorem 4, the underlying function is now only required to be *relaxed* minmax monotone and not strictly minmax monotone. We explain below why this relaxation occurs.

7.1 If S are all leaves of T_{in} .

Consider the special case in which all nodes in S are *leaves* of the input tree T_{in} . As before, we start by constructing a feasibility test; given $\mathcal{T} > 0$, decide whether there exists a partition with bounded cost $\leq \mathcal{T}$.

As a first step, the new algorithm will build the hub tree $T_{H(S)}$ (Def. 13) off of the given sinks. Let $T_i, i = 1, 2, \dots, t$, be the corresponding outstanding branches and $w_i \in T_{H(S)}$ the node off of which T_i falls. Set

$$T_{\min} = \min_i f(T_i \cup \{w_i\}, w_i).$$

By asymptotic subadditivity, calculating T_{\min} requires only $O(t_{\mathcal{A}}(n))$ time.

If $T_{\min} > \mathcal{T}$, no feasible solution exists. Otherwise, $T_{H(S)}$ is RC-viable and, from the perspective of algorithm \mathcal{B} , the state of the problem is exactly the same as if the first peaking phase had just concluded with $T = T_{\text{in}}$, $S_{\text{out}} = S$ and \mathcal{P}_{out} being defined by setting $P_s = \{s\}$ for all $s \in S_{\text{out}}$. Referring to Section 4.4, this is as if Step 1 of the algorithm had just concluded and the algorithm is now starting Step 2 (Creating the First Hub Tree). Continuing to run \mathcal{B} from this point will now provide the correct answer. Since new sinks will never be added, the algorithm will never need to enter a peaking-phase. Instead, if after a reaching phase the working tree stops being RC-viable, the algorithm will declare that no solution exists.

The path-monotonicity requirement of minmax monotone functions stated in Section 2.1.1 was only used in the derivation of the peaking condition; the reaching condition only required set-monotonicity. Since a peaking phase is never entered in this fixed-sink case, the algorithm remains correct even for *relaxed* minmax monotone functions.

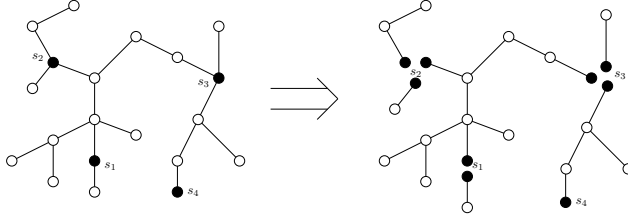


Fig. 23: The original tree with specified sinks s_1, s_2, s_3, s_4 is on the left. The transformed forest is on the right. Note that a new sink has been created for each edge adjacent to a sink in the original tree.

The running time of this algorithm will be $O(nk + t_{\mathcal{A}}(n))$ (to calculate T_{\min} and the structure of the first hub tree) plus the cost of running \mathcal{B} when skipping the first peaking phase, which is again $O(kt_{\mathcal{A}}(n) \log n)$. Technically, the algorithm could now be simplified by noting that no peaking phases are ever run, but this would not improve the worst case running time.

Now consider solving the general minmax k -sink problem by applying parametric search as in the creation of \mathcal{I} .

Again start the algorithm by building the hub tree and calculating T_{\min} . Next, run the bounded cost fixed-sink algorithm with $\mathcal{T} = T_{\min}$. As previously noted, $T_{\min} \leq \mathcal{T}^*$. So, if T_{\min} is feasible $\mathcal{T}^* = T_{\min}$ and the algorithm concludes. The total work performed so far is $O(kn + t_{\mathcal{A}}(n))$ plus $O(kt_{\mathcal{A}}(n) \log n)$ for calling the bounded algorithm.

If T_{\min} is not feasible, set $(\mathcal{T}^L, \mathcal{T}^H] = (T_{\min}, \infty]$. The algorithm is now in the same state as \mathcal{I} would have been in if \mathcal{I} had just completed all of the Stage-Steps of the first peaking phase. Continuing to run \mathcal{I} from this point onward will yield the final answer. This cost of running \mathcal{I} , omitting the Stage-Steps, is $O(k^2 t_{\mathcal{A}}(n) \log^2 n)$; this dominates the Stage-Step, and is thus the overall time complexity.

7.2 If S are not restricted to be leaves of T_{in} .

The subsection above solved the minmax k fixed-sink problem in $I'(k, n) = O(k^2 n t_{\mathcal{A}}(n) \log^2 n)$ time when S is restricted to being leaves of T_{in} . Without loss of generality, we assume that $I'(k, n)$ is non-decreasing in k .

The solution for general position S uses a standard transformation of T_{in} into a forest.

For every given sink $s \in S$, let $\mathcal{N}(s)$ denote its set of neighbors and for every $u \in \mathcal{N}(s)$ create a new sink node s_u and edge (u, s_u) . Delete the original nodes in S . (Fig 23). What remains is a forest T_1, T_2, \dots, T_r of trees in which each T_i contains sinks S_i at its leaves, where $|S_i| = k_i \leq k$ sinks. At most one new node is created for every edge in the original tree so the total number of vertices in the forest is $< 2n$. Furthermore, every partition on the forest

corresponds in the natural way with a partition in the original tree such that the minmax-cost partition of the forest corresponds to a minmax-cost partition of the tree that has the same cost.

It is not difficult to see that

$$\min_{\mathcal{P} \in \mathcal{A}[S]} f(\mathcal{P}, S) = \min_{1 \leq i \leq r} F_i \quad \text{where} \quad F_i = \min_{\mathcal{P} \in \mathcal{A}[S_i]} f(\mathcal{P}, S_i).$$

That is, we can separately find the optimal partition for each subtree and knit them together to construct an optimal partition for the original tree.

Thus, to solve the problem on the original tree it suffices to solve it on each of the trees T_i individually. Let n_i be the number of nodes in tree T_i . Recall that the statement of Theorem 4 assumed asymptotic subadditivity *and* that $t_{\mathcal{A}}(2n) = O(t_{\mathcal{A}}(n))$. Thus, the total cost is also at most

$$\sum_{i=1}^r I'(k_i, n_i) = O(I'(k, 2n - 1)) = O(I'(k, n)) = O(k^2 n t_{\mathcal{A}}(n) \log^2)$$

and we are done.

Note that for the sink evacuation problem, plugging in the $O(n \log^2 n)$ oracle used previously, this leads to a $O(nk^2 \log^4 n)$ time algorithm for the partitioning problem, substantially improving upon the the $O(n(c \log n)^{k+1})$ [26] and $O(n^2 k \log^2 n)$ [27] algorithms when $4 < k \ll n$.

8 Conclusion

Given a Dynamic Flow network on a tree $G = (V, E)$ we derived an algorithm for finding the locations of k sinks that minimize the maximum time needed to evacuate the entire tree.

The algorithm was developed in two parts. Sections 3 and 4 developed a *feasibility test*, i.e., for $\mathcal{T} > 0$, an algorithm for finding a placement of k sinks that permits evacuating the tree in $\leq \mathcal{T}$ time (or determining that such a placement does not exist). Section 5 showed how to apply parametric search to modify this test to find the minimum feasible \mathcal{T}^* . Section 6 extended the algorithms to work in the continuous case (in which sinks can be placed on edges). Finally, Section 7 developed better algorithms for the case in which the k sinks are known in advance.

The sink-evacuation problem is a special case of the minmax Centered k -partitioning problem on trees. All the results described could partition using any minmax monotone function for servicing trees from centers. Assuming an $t_{\mathcal{A}}(n)$ time oracle for calculating the cost of the fixed 1-sink problem on trees, our main algorithm works in $O(\max(k, \log n) k t_{\mathcal{A}}(n) \log^2 n)$ time, improved to $O(k^2 t_{\mathcal{A}}(n) \log^2 n)$ time if the sinks are known in advance.

These were the first known polynomial time algorithms for these sink location problems. The obvious direction for improvement would be to try to develop algorithms whose running times, like the $O(n)$ one for unweighted

k -center [16] and the $O(n \log^2 n)$ ones [31, 11] for the weighted k -center problem, are only dependent upon n and not k . As noted earlier, the bottleneck to this generalization seems to be that, unlike in those previous tree-partitioning problems, the cost oracle $f(U, s)$ here is permitted to be a complicated non-linear function of the topology and all the vertex weights of the full tree U , and can not be decomposed into simpler parts.

Acknowledgements The work of both authors was partially supported by Hong Kong RGC CERG Grant 16208415

References

1. Eliezer Agasi, Ronald I. Becker, and Yehoshua Perl. A shifting algorithm for constrained min-max partition on trees. *Discrete Applied Mathematics*, 45(1):1–28, 1993.
2. J. E. Aronson. A survey of dynamic network flows. *Annals of Operations Research*, 20(1):1–66, 1989.
3. Ronald I. Becker and Yehoshua Perl. Shifting algorithms for tree partitioning with general weighting functions. *Journal of algorithms*, 4(2):101–120, 1983.
4. Ronald I. Becker and Yehoshua Perl. The shifting algorithm technique for the partitioning of trees. *Discrete Applied Mathematics*, 62(1-3):15–34, 1995.
5. Ronald I. Becker, Yehoshua Perl, and Stephen R. Schach. A shifting algorithm for min-max tree partitioning. *Journal of the ACM (JACM)*, 29(1):58–67, 1982.
6. Binay Bhattacharya, Mordecai J Golin, Yuya Higashikawa, Tsunehiko Kameda, and Naoki Katoh. Improved algorithms for computing k -sink on dynamic flow path networks. In *Proceedings of WADS'17*, pages 133–144. Springer, 2017.
7. Binay Bhattacharya and Tsunehiko Kameda. Improved algorithms for computing min-max regret sinks on dynamic path and tree networks. *Theoretical Computer Science*, 607:411–425, 2015.
8. Danny Z. Chen, Jian Li, and Haitao Wang. Efficient algorithms for the one-dimensional k -center problem. *Theoretical Computer Science*, 592:135–142, 2015.
9. Jiangzhuo Chen, Robert D Kleinberg, László Lovász, Rajmohan Rajaraman, Ravi Sundaram, and Adrian Vetta. (Almost) Tight bounds and existence theorems for single-commodity confluent flows. *Journal of the ACM*, 54(4), jul 2007.
10. Jiangzhuo Chen, Rajmohan Rajaraman, and Ravi Sundaram. Meet and merge: Approximation algorithms for confluent flows. *Journal of Computer and System Sciences*, 72(3):468–489, 2006.
11. Richard Cole. Slowing down sorting networks to obtain faster sorting algorithms. *Journal of the ACM (JACM)*, 4(1):200–208, 1978.
12. Daniel Dressler and Martin Strehler. Capacitated Confluent Flows: Complexity and Algorithms. In *7th International Conference on Algorithms and Complexity (CIAC'10)*, pages 347–358, 2010.
13. Lisa Fleischer and Martin Skutella. Quickest Flows Over Time. *SIAM Journal on Computing*, 36(6):1600–1630, January 2007.
14. Lisa Fleischer and Éva Tardos. Efficient continuous-time dynamic network flow algorithms. *Operations Research Letters*, 23(3):71–80, 1998.
15. L. R. Ford and D. R. Fulkerson. Constructing Maximal Dynamic Flows from Static Flows. *Operations Research*, 6(3):419–433, June 1958.
16. Greg N Frederickson. Parametric search and locating supply centers in trees. In *Proceedings of the Second Workshop on Algorithms and Data Structures (WADS'91)*, pages 299–319. Springer, 1991.
17. Michael R Garey and David S Johnson. *Computers and intractability: A Guide to the Theory of NP-Completeness*. W.H. Freeman and Company, 1979.

18. Mordecai Golin, Hadi Khodabande, and Bo Qin. Non-approximability and polylogarithmic approximations of the single-sink unsplittable and confluent dynamic flow problems. In *Proceedings of the 27th International Symposium on Algorithms and Computation (ISAAC'16)*, 2017.
19. Y. Higashikawa, M. J. Golin, and N. Katoh. Minimax Regret Sink Location Problem in Dynamic Tree Networks with Uniform Capacity. In *Proc of the 8'th Intl Workshop on Algorithms and Computation (WALCOM'2014)*, pages 125–137, 2014.
20. Yuya Higashikawa. *Studies on the Space Exploration and the Sink Location under Incomplete Information towards Applications to Evacuation Planning*. PhD thesis, Kyoto University, 2014.
21. B Hoppe and É Tardos. The quickest transshipment problem. *Mathematics of Operations Research*, 25(1):36–62, 2000.
22. Naoyuki Kamiyama, Naoki Katoh, and Atsushi Takizawa. Theoretical and Practical Issues of Evacuation Planning in Urban Areas. In *The Eighth Hellenic European Research on Computer Mathematics and its Applications Conference (HERCMA2007)*, pages 49–50, 2007.
23. Oded Kariv and S Louis Hakimi. An algorithmic approach to network location problems. i: The p-centers. *SIAM Journal on Applied Mathematics*, 37(3):513–538, 1979.
24. Isabella Lari, Justo Puerto, Federica Ricca, and Andrea Scozzari. Algorithms for uniform centered partitions of trees. *Electronic Notes in Discrete Mathematics*, 55:37–40, 2016.
25. Isabella Lari, Federica Ricca, Justo Puerto, and Andrea Scozzari. Partitioning a graph into connected components with fixed centers and optimizing cost-based objective functions or equipartition criteria. *Networks*, 67(1):69–81, 2015.
26. Satoko Mamada and Kazuhisa Makino. An Evacuation Problem in Tree Dynamic Networks with Multiple Exits. In Tatsuo Arai, Shigeru Yamamoto, and Kazuhi Makino, editors, *Systems & Human Science-For Safety, Security, and Dependability; Selected Papers of the 1st International Symposium SSR2003*, pages 517–526. Elsevier B.V, 2005.
27. Satoko Mamada, Takeaki Uno, Kazuhisa Makino, and Satoru Fujishige. A tree partitioning problem arising from an evacuation problem in tree dynamic networks. *Journal of the Operations Research Society of Japan*, 48(3):196–206, 2005.
28. Satoko Mamada, Takeaki Uno, Kazuhisa Makino, and Satoru Fujishige. An $O(n \log^2 n)$ algorithm for the optimal sink location problem in dynamic tree networks. *Discrete Applied Mathematics*, 154(2387-2401):251–264, 2006.
29. Nimrod Megiddo. Combinatorial optimization with rational objective functions. *Mathematics of Operations Research*, 4(4):414–424, 1979.
30. Nimrod Megiddo and Arie Tamir. New results on the complexity of p-centre problems. *SIAM Journal on Computing*, 12(4):751–758, 1983.
31. Nimrod Megiddo, Arie Tamir, Eitan Zemel, and Ramaswamy Chandrasekaran. An $O(n \log^2 n)$ algorithm for the k'th longest path in a tree with applications to location problems. *SIAM Journal on Computing*, 10(2):328–337, 1981.
32. Marta M. B. Pascoal, M. Eugénia V. Captivo, and João C. N. Clímaco. A comprehensive survey on the quickest path problem. *Annals of Operations Research*, 147(1):5–21, August 2006.
33. Yehoshua Perl and Uzi Vishkin. Efficient implementation of a shifting algorithm. *Discrete Applied Mathematics*, 12(1):71–80, 1985.
34. F. Bruce Shepherd and Adrian Vetta. The Inapproximability of Maximum Single-Sink Unsplittable, Priority and Confluent Flow Problems. *arXiv:1504.0627*, 2015. URL: <http://arxiv.org/abs/1504.0627>, arXiv:1504.0627.
35. Martin Skutella. An introduction to network flows over time. In William Cook, László Lovász, and Jens Vygen, editors, *Research Trends in Combinatorial Optimization*, pages 451–482. Springer, 2009.