

COMPUTING THE PLANAR β -SKELETON DEPTH *David Bremner[†] and Rasoul Shahsavari[†]

ABSTRACT. For $\beta \geq 1$, the β -skeleton depth (SkD_β) of a query point $q \in \mathbb{R}^d$ with respect to a distribution function F on \mathbb{R}^d is defined as the probability that q is contained within the β -skeleton influence region of a random pair of points from F . The β -skeleton depth of $q \in \mathbb{R}^d$ can also be defined with respect to a given data set $S \subseteq \mathbb{R}^d$. In this case, computing the β -skeleton depth is based on counting all of the β -skeleton influence regions, obtained from pairs of points in S , that contain q . The β -skeleton depth introduces a family of depth functions that contains *spherical depth* and *lens depth* for $\beta = 1$ and $\beta = 2$, respectively. The straightforward algorithm for computing the β -skeleton depth in dimension d takes $O(dn^2)$. This complexity of computation is a significant advantage of using the β -skeleton depth in multivariate data analysis because unlike most other data depths, the time complexity of the β -skeleton depth grows linearly rather than exponentially in the dimension d . The main results of this paper include two algorithms. The first one is an optimal algorithm that takes $\Theta(n \log n)$ for computing the planar spherical depth, and the second algorithm with the time complexity of $O(n^{\frac{3}{2}+\epsilon})$ is for computing the planar β -skeleton depth, $\beta > 1$. By reducing the problem of *Element Uniqueness*, we prove that computing the β -skeleton depth requires $\Omega(n \log n)$ time. Some geometric properties of β -skeleton depth are also investigated in this paper. These properties indicate that *simplicial depth* (SD) is linearly bounded by β -skeleton depth (in particular, $SkD_\beta \geq \frac{2}{3}SD$; $\beta \geq 1$). To illustrate this relationship, the results of some experiments on random point sets are provided. In these experiments, the bounds of $SphD \geq 2SD$ and $LD \geq 1.2 SphD$ are achieved.

1 Introduction

The rank statistic tests play an important role in univariate non-parametric statistics. If one attempts to generalize the rank tests to the multivariate case, the problem of defining a multivariate order statistic will occur. It is not clear how to define a multivariate order or rank statistic in a meaningful way. One approach to overcome this problem is to use the notion of data depth. Data depth measures the centrality of a point in a given data set in non-parametric multivariate data analysis. In other words, it indicates how deep a point is located with respect to the data set.

Over the last decades, various notions of data depth such as *halfspace depth* [11, 19, 21], *simplicial depth* [14], *Oja depth* [17], *regression depth* [18], and others have emerged as powerful tools for non-parametric multivariate data analysis. Most of them have been defined to solve specific

*Partially supported by NSERC Canada

[†]Faculty of Computer Science, University of New Brunswick,
Fredericton, NB, Canada, {bremner,ra.shahsavari}@unb.ca

This paper is submitted to Journal of Computational Geometry.

problems in data analysis. They are different in application, definition, and geometry of their central regions (regions with the maximum depth). Regarding the planar data depth functions, some research on the algorithmic aspects of them can be found in [2, 3, 5, 6, 7, 8, 13, 16, 18].

In 2006, Elmore, Hettmansperger, and Xuan [9] defined another notion of data depth named *spherical depth*. It is defined as the probability that point q is contained in a closed random hyperball with the diameter $\overline{x_i x_j}$, where x_i and x_j are two random points from a common distribution function F . These closed hyperballs are known as influence regions of the spherical depth function. In 2011, Liu and Modarres [15], modified the definition of influence region, and defined *lens depth*. Each lens depth influence region is defined as the intersection of two hyperballs $B(x_i, \|x_i, x_j\|)$ and $B(x_j, \|x_i, x_j\|)$. These influence regions of spherical depth and lens depth are the multidimensional generalization of *Gabriel circles* and *lunes* in the definition of the *Gabriel Graph* [10] and *Relative Neighbourhood Graph* [20], respectively. In 2017, Yang [23], generalized the definition of influence region, and introduced a family of depth functions called β -skeleton depth, indexed by a single parameter $\beta \geq 1$. The influence region of β -skeleton depth is defined to be the intersection of two hyperballs given by $B(c_i, \frac{\beta}{2}\|x_i, x_j\|)$ and $B(c_j, \frac{\beta}{2}\|x_i, x_j\|)$, where c_i and c_j are some combinations of x_i and x_j . Spherical depth and lens depth can be obtained from β -skeleton depth by considering $\beta = 1$ and $\beta = 2$, respectively. The β -skeleton depth has some nice properties including symmetry about the center, maximality at the centre, vanishing at infinity, and monotonicity. Depending on whether Euclidean distance or Mahalanobis distance is used to construct the influence regions, the β -skeleton depth can be orthogonally invariant or affinely invariant. All of these properties are explored in [9, 15, 22, 23].

Although we focus on the planar case here, a notable characteristic of the β -skeleton depth is that its time complexity grows linearly in the dimension d while for most other data depths the time complexity grows exponentially. To the best of our knowledge, the current best algorithm for computing the β -skeleton depth is the straightforward algorithm which takes $O(dn^2)$.

In this paper, we present an optimal algorithm for computing the spherical depth ($\beta = 1$) in \mathbb{R}^2 that takes $\Theta(n \log n)$ time. We also introduce an $O(n^{\frac{3}{2}+\epsilon})$ algorithm for computing the planar β -skeleton depth, $\beta > 1$. Furthermore, we reduce the problem of Element Uniqueness to prove that computing the β -skeleton depth ($\beta \geq 1$) of a query point requires $\Omega(n \log n)$ time. We also investigate some geometric properties of β -skeleton depth. These properties lead us to bound the simplicial depth, spherical depth, and lens depth of a point in terms of one another. Finally, some experiments are provided to illustrate the relationships between β -skeleton depth and simplicial depth.

2 β -skeleton Depth

Definition 1. The β -skeleton influence region of x_i and x_j ($S_\beta(x_i, x_j)$) for $0 \leq \beta < \infty$ is defined as follows:

- for $\beta = 0$, $S_\beta(x_i, x_j)$ is equivalent to the line segment $\overline{x_i x_j}$.
- for $0 < \beta < 1$, $S_\beta(x_i, x_j)$ is the intersection of two balls with the radius $\|x_i - x_j\|/2\beta$ such

that the boundaries contain both points x_i and x_j .

- for $1 \leq \beta < \infty$, the lune based version of $S_\beta(x_i, x_j)$ is defined as:

$$S_\beta(x_i, x_j) = B(c_i, r) \cap B(c_j, r), \quad (1)$$

where $r = \frac{\beta}{2}\|x_i - x_j\|$, $c_i = \frac{\beta}{2}x_i + (1 - \frac{\beta}{2})x_j$, and $c_j = (1 - \frac{\beta}{2})x_i + \frac{\beta}{2}x_j$.

Figure 1 illustrates the β -skeleton influence regions for different values of β .

Note 1. It seems that for $0 < \beta < 1$, the β -skeleton influence region in dimension $d > 2$ is not well defined because the two balls in Definition 1 are not unique. Since the β -skeleton depth is defined for $1 \leq \beta < \infty$ [23], we ignore the $\beta < 1$ in our study of the β -skeleton depth and its influence region.

Note 2. In literature, the ball based version of $S_\beta(x_i, x_j)$, $1 \leq \beta < \infty$ is also defined. In this case, the $S_\beta(x_i, x_j)$ is given by the union of the balls, instead of the intersection of them in Equation (1). For example, the hatched area in Figure 1 denotes the ball based version of the $S_2(x_i, x_j)$. Since the definition of the β -skeleton depth is given based on the lune based $S_\beta(x_i, x_j)$ alone, by $S_\beta(x_i, x_j)$ we only mean its lune based version hereafter in this paper.

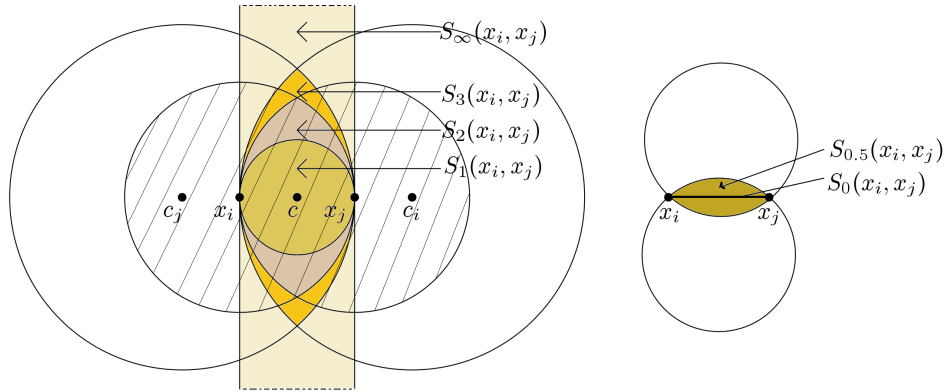


Figure 1: The β -skeleton influence regions defined by x_i and x_j for $\beta=0, 0.5, 1, 2, 3$, and $\beta \rightarrow \infty$, where $c = \frac{x_i+x_j}{2}$, $c_i = \frac{3}{2}x_i + (1 - \frac{3}{2})x_j$, and $c_j = (1 - \frac{3}{2})x_i + \frac{3}{2}x_j$

Definition 2. For integers i and j ($i < j$), we use the shorter notation $\{x_i..x_j\}$ to represent the set $\{x_i, x_{i+1}, \dots, x_j\}$.

Definition 3. For a given data set $S = \{x_1..x_n\}$ of points in general positions in \mathbb{R}^d and the parameter β , the β -skeleton is defined as a graph (S, E) , such that $x_i x_j \in E$ if and only if no point in $S \setminus \{x_i, x_j\}$ belongs to $S_\beta(x_i, x_j)$, $1 \leq i, j \leq n$.

Definition 4. The β -skeleton depth is defined as the probability that a point is contained within the β -skeleton influence region of two random vectors from a common distribution. For a distribution function F on \mathbb{R}^d , and a vector q in \mathbb{R}^d , the β -skeleton depth of q with respect to F is defined by equation (2), where x_i and x_j are two random observations from F .

$$SkD_\beta(q; F) = P[q \in S_\beta(x_i, x_j)]; \beta \geq 1 \quad (2)$$

Definition 5. Let $S = \{x_1..x_n\}$ be a set of points in \mathbb{R}^d . The β -skeleton depth of a point $q \in \mathbb{R}^d$ with respect to S , is defined as a proportion of the β -skeleton influence regions of $S_\beta(x_i, x_j), 1 \leq i < j \leq n$ that contain q . Using the indicator function I , this definition can be represented by Equation (3).

$$SkD_\beta(q; S) = \frac{1}{\binom{n}{2}} \sum_{1 \leq i < j \leq n} I(q \in S_\beta(x_i, x_j)) \quad (3)$$

Referring to Equation (1), it can be verified that $\{q \in S_\beta(x_i, x_j)\}$ is equivalent to the inequality of $\beta\|x_i - x_j\|/2 \geq \max\{\|q - c_i\|, \|q - c_j\|\}$, where $\|c_i - c_j\| = \|(1 - \beta)(x_i - x_j)\| = (\beta - 1)\|x_i - x_j\|$ for $\beta \geq 1$. To compute $SkD_\beta(q; S)$ in a straightforward way, it is sufficient to check this inequality for all $1 \leq i, j \leq n$. As such, the computational complexity of the β -skeleton depth in \mathbb{R}^d is $O(dn^2)$.

In [15, 22, 23], it is proved that the β -skeleton depth functions satisfy the data depth framework provided by Zuo and Serfling [24] because these depth functions are monotonic, maximized at the center, and vanishing at infinity. The β -skeleton depth functions are also orthogonally (affinely) invariant if the Euclidean (Mahalanobis) distance is used to construct the influence regions of β -skeleton depth influence regions.

2.1 Spherical Depth and Lens Depth

As we discussed in Section 2, the β -skeleton depth is a family of statistical depth functions that includes the spherical depth when $\beta = 1$, and the lens depth when $\beta = 2$. From the equations (1) and (3), the definitions of spherical depth ($SphD$) and lens depth (LD) of a query point q with respect to a given data set S in \mathbb{R}^d are as follows:

$$SphD(q; S) = \frac{1}{\binom{n}{2}} \sum_{1 \leq i < j \leq n} I(q \in Sph(x_i, x_j)) \quad (4)$$

$$LD(q; S) = \frac{1}{\binom{n}{2}} \sum_{1 \leq i < j \leq n} I(q \in L(x_i, x_j)), \quad (5)$$

where the influence regions $Sph(x_i, x_j)$ and $L(x_i, x_j)$ are equal to $S_1(x_i, x_j)$ and $S_2(x_i, x_j)$, respectively.

Figure 2 shows the spherical depth and lens depth of points in the plane with respect to a set of three points p_1, p_2 , and p_3 in \mathbb{R}^2 .

3 Algorithms

The current best algorithm for computing the β -skeleton depth of a point $q \in \mathbb{R}^d$ with respect to a data set $S = \{x_1..x_n\} \subseteq \mathbb{R}^d$ is the brute force algorithm. This naive algorithm needs to check all of the $\binom{n}{2}$ β -skeleton influence regions obtained from the data points to figure out how many of them contain q . Checking all of such influence regions causes the naive algorithm to take $\Theta(dn^2)$. In this section, we present an optimal algorithm for computing the planar spherical depth ($\beta = 1$)

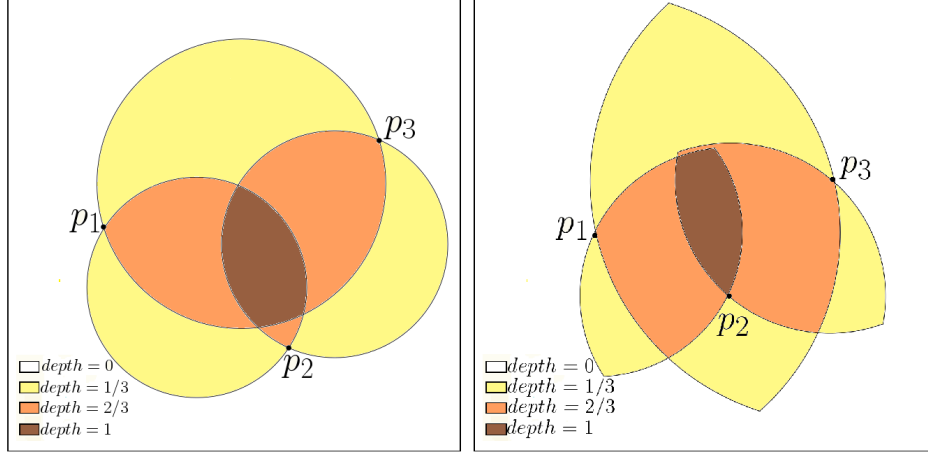


Figure 2: Spherical depth (left figure) and lens depth (right figure) of points in the plane

and an algorithm to compute the planar β -skeleton depth when $\beta > 1$. In these algorithms, we need to solve some halfspace and some circle range counting problems, where all of the halfspaces have one common point. The circles also have the same characteristic. In the spherical depth algorithm, we have the halfspace range counting problems alone whereas in computing the β -skeleton depth, $\beta > 1$ we need to solve both circle and halfspace range counting problems.

3.1 Optimal Algorithm for Computing the Planar Spherical Depth of a Query Point

Instead of checking all of the spherical influence regions, we focus on the geometric aspects of such regions in \mathbb{R}^2 . The geometric properties of these regions lead us to develop an $\Theta(n \log n)$ algorithm for the computation of planar spherical depth of $q \in \mathbb{R}^2$.

Lemma 1. For arbitrary points a, b , and t in \mathbb{R}^2 , $t \in Sph(a, b)$ if and only if $\angle atb \geq \frac{\pi}{2}$.

Proof. If t is on the boundary of $Sph(a, b)$ *Thales' Theorem*¹ suffices as the proof in both directions. For the rest of the proof, by $t \in Sph(a, b)$ we mean $t \in int Sph(a, b)$.

\Rightarrow) For $t \in Sph(a, b)$, suppose that $\angle atb < \frac{\pi}{2}$ (proof by contradiction). We continue the line segment \overline{at} to cross the boundary of the $Sph(a, b)$. Let t' be the crossing point (see the left figure in Figure 3). Since $\angle atb < \frac{\pi}{2}$, then, $\angle btt'$ is greater than $\frac{\pi}{2}$. Let $\angle btt' = \frac{\pi}{2} + \epsilon_1; \epsilon_1 > 0$. From the *Thales' Theorem*, we know that $\angle at'b$ is a right angle. The angle $\angle tbt' = \epsilon_2 > 0$ because $t \in Sph(a, b)$. Summing up the angles in $\triangle tt'b$, as computed in (6), leads to a contradiction. So, this direction of proof is complete.

$$\angle tt'b + \angle t'bt + \angle btt' \geq \frac{\pi}{2} + \epsilon_2 + \frac{\pi}{2} + \epsilon_1 > \pi \quad (6)$$

\Leftarrow) If $\angle atb = \frac{\pi}{2} + \epsilon_1; \epsilon_1 > 0$, we prove that $t \in Sph(a, b)$. Suppose that $t \notin Sph(a, b)$ (proof by contradiction). Since $t \notin Sph(a, b)$, at least one of the line segments \overline{at} and \overline{bt} crosses the boundary

¹Thales' Theorem also known as the *Inscribed Angle Theorem*: If a, b , and c are points on a circle where \overline{ac} is a diameter of the circle, then $\angle abc$ is a right angle.

of $Sph(a, b)$. Without loss of generality, assume that \overline{at} is the one that crosses the boundary of $Sph(a, b)$ at the point t' (see the right figure in Figure 3). Considering Thales' Theorem, we know that $\angle at'b = \frac{\pi}{2}$ and consequently, $\angle bt't = \frac{\pi}{2}$. The angle $\angle t'bt = \epsilon_2 > 0$ because $t \notin Sph(a, b)$. If we sum up the angles in the triangle $\triangle tt'b$, the same contradiction as in (6) will be implied. \square

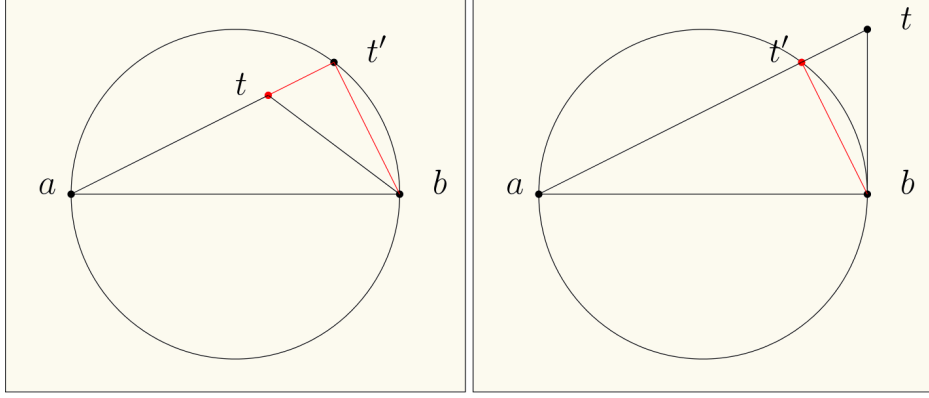


Figure 3: Point t and spherical influence region $Sph(a, b)$

Algorithm 1: Using Lemma 1, we present an algorithm to compute the spherical depth of a query point $q \in \mathbb{R}^2$ with respect to $S = \{x_1..x_n\} \subseteq \mathbb{R}^2$. This algorithm is summarized in the following steps. The pseudocode of this algorithm is provided in the Appendix.

- **Translating the points:** Suppose that T is a translation by $(-q)$. We apply T to translate q and all data points into their new coordinates. Obviously, $T(q) = O$.
- **Sorting the translated data points:** In this step we sort the translated data points based on their angles in their polar coordinates. After doing this step, we have S_T which is a sorted array of the translated data points.
- **Calculating the spherical depth:** For the i^{th} element in S_T , we define O_i and N_i as follows:

$$O_i = \left\{ j : x_j \in S_T, \frac{\pi}{2} \leq |\theta(x_i) - \theta(x_j)| \leq \frac{3\pi}{2} \right\} \quad (7)$$

$$N_i = \{1, 2, \dots, n\} \setminus O_i.$$

Thus the spherical depth of q with respect to S , can be computed by:

$$SphD(q; S) = SphD(O; S_T) = \frac{1}{2} \sum_{1 \leq i \leq n} |O_i|. \quad (8)$$

To present a formula for computing $|O_i|$, we define $f(i)$ and $l(i)$ as follows:

$$f(i) = \begin{cases} \min N_i - 1 & \text{if } \frac{\pi}{2} < \theta(x_i) \leq \frac{3\pi}{2} \\ \min O_i & \text{otherwise} \end{cases}$$

$$l(i) = \begin{cases} \max N_i + 1 & \text{if } \frac{\pi}{2} < \theta(x_i) \leq \frac{3\pi}{2} \\ \max O_i & \text{otherwise.} \end{cases}$$

Figure 4 illustrates O_i , N_i , $f(i)$, and $l(i)$ in two different cases. Considering the definitions of $f(i)$ and $l(i)$,

$$|O_i| = \begin{cases} f(i) + (n - l(i) + 1) & \text{if } \frac{\pi}{2} < \theta(x_i) \leq \frac{3\pi}{2} \\ l(i) - f(i) + 1 & \text{otherwise.} \end{cases}$$

This allows us to compute $|O_i|$ using a pair of binary searches.

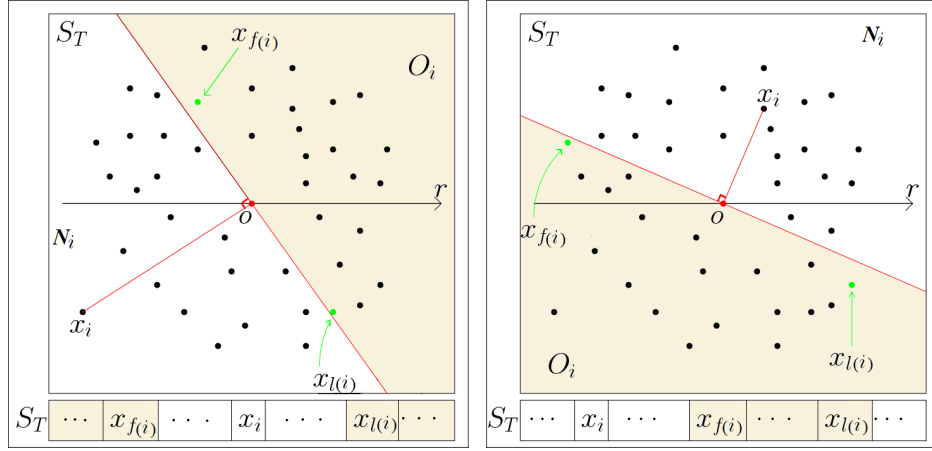


Figure 4: $\theta(x_i) \in (\frac{\pi}{2}, \frac{3\pi}{2}]$ (left figure), and $\theta(x_i) \notin (\frac{\pi}{2}, \frac{3\pi}{2}]$ (right figure)

Time complexity of Algorithm 1: The first procedure in the algorithm takes $O(n)$ to translate q and all data points into the new coordinate system. The second procedure takes $O(n \log n)$ time. In this procedure, the loop iterates n times, and the sorting algorithm takes $O(n \log n)$. Due to using binary search for every O_i , the running time of the last procedure is also $O(n \log n)$. The rest of the algorithm contributes some constant time. In total, the running time of the algorithm is $O(n \log n)$.

Coordinate system: In practice it may be preferable to work in the Cartesian coordinate system. Sorting by angle can be done using some appropriate right-angle tests (determinants). Regarding the other angle comparisons, they can be done by checking the sign of dot products.

3.2 Algorithms for Computing the Planar β -skeleton Depth ($\beta > 1$) of a Query Point

As illustrated in Figure 1, $S_\beta(x_i, x_j); \beta > 1$ forms some lenses, and $S_\infty(x_i, x_j)$ forms some slabs for different x_i and x_j in $S \subseteq \mathbb{R}^2$. Using some geometric properties of such lenses and slabs, we prove Lemma 2. This lemma along with some results in range counting problems studied by Agrawal in [1] help us to compute $SkD_\beta(q; S); \beta > 1$ in $O(n^{\frac{3}{2}+\epsilon})$ time, where q and S are in \mathbb{R}^2 .

Definition 6. For an arbitrary non-zero point $a \in \mathbb{R}^2$ and parameter $\beta \geq 1$, $\ell(p)$ is a line that is perpendicular to \vec{a} at the point $p = p(a, \beta) = (\beta - 1)a/\beta$. This line forms two halfspaces $H_o(p)$ and $H_a(p)$. The one that includes the origin is $H_o(p)$ and the other one that includes a is $H_a(p)$.

Definition 7. For a disk $B(c, r)$ with the center $c = c(a, \beta) = \beta a/2(\beta - 1)$ and radius $r = \|c\|$, $B_o(c, r)$ is the intersection of $H_o(p)$ and $B(c, r)$, and $B_a(c, r)$ is the intersection of $H_a(p)$ and $B(c, r)$, where $\beta > 1$ and a is an arbitrary non-zero point in \mathbb{R}^2 .

Figure 5 is an illustration of these definitions for different values of parameter β .

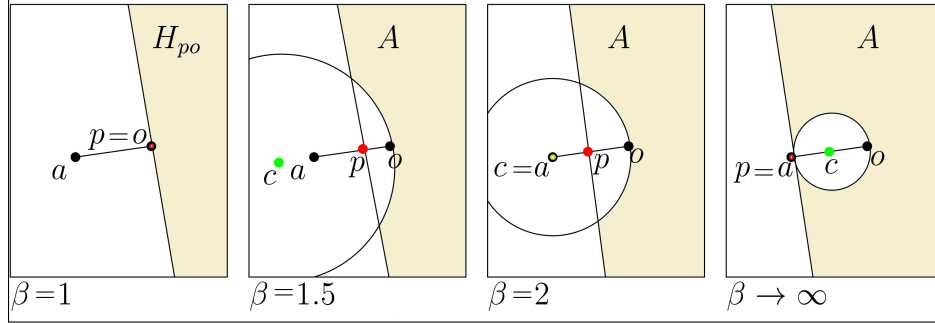


Figure 5: The $H_o(p)$ and $B(c, r)$ defined by $a \in \mathbb{R}^2$ for $\beta = 1, 1.5, 2$, and $\beta \rightarrow \infty$, where $A = H_o(p) \setminus \{intB_o(c, r)\}$

Lemma 2. For arbitrary non-zero points a, b in \mathbb{R}^2 and parameter $\beta > 1$, $b \in H_o(p) \setminus \{intB_o(c, r)\}$ if and only if the origin $O = (0, 0)$ is contained in $S_\beta(a, b)$, where $c = \beta a/2(\beta - 1)$, $r = \|c\|$, and $p = (\beta - 1)a/\beta$.

Proof. First, we show that $B_o(c, r)$ is a well-defined set meaning that $\ell(p)$ intersects $B(c, r)$. We compute $d(c, \ell(p))$, the distance of c from $\ell(p)$, and prove that this value is not greater than r . It can be verified that $d(c, \ell(p)) = d(c, p)$. Let $k = \beta/2(\beta - 1)$; the following calculations complete this part of the proof.

$$\begin{aligned} d(c, p) &= d\left(\frac{\beta a}{2(\beta - 1)}, \frac{(\beta - 1)a}{\beta}\right) = d\left(ka, \frac{1}{2k}a\right) = \left(k - \frac{1}{2k}\right)\sqrt{(a_x^2 + a_y^2)} = \left(\frac{2k^2 - 1}{2k}\right)\|a\| \\ &\leq \frac{2k^2}{2k}\|a\| = k\|a\| = r. \end{aligned}$$

We recall Definition 1 for $\beta > 1$, $S_\beta(a, b) = B(c_a, \frac{\beta}{2}\|a-b\|) \cap B(c_b, \frac{\beta}{2}\|a-b\|)$, where $c_a = \frac{\beta}{2}a + (1 - \frac{\beta}{2})b$ and $c_b = \frac{\beta}{2}b + (1 - \frac{\beta}{2})a$. Using this definition, following equivalencies can be derived from $O \in S_\beta(a, b)$.

$$\begin{aligned} O \in S_\beta(a, b) &\Leftrightarrow \frac{\beta\|a-b\|}{2} \geq \max\{\|c_a\|, \|c_b\|\} \Leftrightarrow \beta\|a-b\| \geq \max\{\|\beta(a-b) + 2b\|, \|\beta(b-a) + 2a\|\} \Leftrightarrow \\ &\beta^2\|a-b\|^2 \geq \max\{\|\beta(a-b) + 2b\|^2, \|\beta(b-a) + 2a\|^2\} \Leftrightarrow 0 \geq \max\{b^2(1-\beta) + \beta\vec{a} \cdot \vec{b}, a^2(1-\beta) + \beta\vec{a} \cdot \vec{b}\}. \end{aligned}$$

By solving these inequalities for $(\beta - 1)/\beta$ which is equal to $1/2k$, we have:

$$\frac{1}{2k} \geq \max \left\{ \frac{\vec{a} \cdot \vec{b}}{\|a\|^2}, \frac{\vec{a} \cdot \vec{b}}{\|b\|^2} \right\}. \quad (9)$$

For a fixed point a , the inequalities in Equation (9) determine one halfspace and one disk given by (10) and (11), respectively.

$$\frac{1}{2k} \geq \frac{\vec{a} \cdot \vec{b}}{\|a\|^2} \Leftrightarrow \vec{a} \cdot \vec{b} \leq \frac{1}{2k} \|a\|^2 \quad (10)$$

$$\frac{1}{2k} \geq \frac{\vec{a} \cdot \vec{b}}{\|b\|^2} \Leftrightarrow b^2 - 2k \vec{a} \cdot \vec{b} \geq 0 \Leftrightarrow b^2 - 2k \vec{a} \cdot \vec{b} + k^2 a^2 \geq k^2 a^2 \Leftrightarrow (b - ka)^2 \geq (k\|a\|)^2 \quad (11)$$

The proof is complete because for a point a , the set of all points b containing in the feasible region defined by Equations (10) and (11) is equal to $H_o(p) \setminus \{intB_o(c, r)\}$. \square

Algorithm 2: Using Lemma 2, we present an algorithm to compute the β -skeleton depth of $q \in \mathbb{R}^2$ with respect to $S = \{x_1..x_n\} \subseteq \mathbb{R}^2$. This algorithm is summarized in two steps. Pseudocode for this algorithm can be find in the Appendix.

- **Translating the points:** This step is exactly the same step as in Algorithm 1.
- **Calculating the β -skeleton depth:** Suppose that $a = (a_x, a_y)$ is an element in S' (translated S). We consider a disk and a line as follows:

$$B(c, r) : (x - ka_x)^2 + (y - ka_y)^2 = (k\|a\|)^2$$

$$\ell(p) : a_x x + a_y y = \frac{1}{2k} \|a\|,$$

where k , c , r , and p are defined in Lemma 2. From Theorem 1.2 proved in [1], we can compute $|H_o(p)|$ with $O(n)$ storage, $O(n \log n)$ expected preprocessing time, and $O(n^{\frac{1}{2}+\epsilon})$ query time, where $|H_o(p)|$ is the number of all elements of S' that are contained in $H_o(p)$. For the elements of S' , $|intB_o(c, r)|$ which is defined as the number of elements containing in the interior of $B_o(c, r)$ can also be computed with the same storage, expected preprocessing time, and query time. We recall that $B_o(c, r)$ is the intersection of halfspace $H_o(p)$ and disk $B(c, r)$, where p , c , and r are some functions of a . Finally, $SkD_\beta(q, S)$ which is equal to $SkD_\beta(O; S')$ can be computed by Equation (12).

$$SkD_\beta(O; S') = \frac{1}{2} \sum_{a \in S'} (|H_o(p)| - |intB_o(c, r)|) \quad (12)$$

Note that $H_o(p)$ and $B_o(c, r)$, referring to Definitions 6 and 7, can be obtained from $\ell(p)$ and $B(c, r)$, respectively in constant time.

Lemma 2 and Algorithm 2 are valid for $\beta > 1$. However, the case $\beta = 1$ (Algorithm 1 for spherical depth) can also be included if we replace $intB_o(c, r)$ with an empty set for $\beta = 1$. In this case, we need to solve the halfspace range counting problems alone and therefore,

$$SphD(q; S) = SphD(O; S') = \frac{1}{2} \sum_{a \in S'} |H_o(p)|.$$

Time complexity of Algorithm 2: The Translating procedure as is discussed in Algorithm 1, takes $O(n)$ time. With the $O(n \log n)$ expected preprocessing time, the second procedure takes $O(n^{\frac{3}{2}+\epsilon})$ time. In this procedure, the loop iterates n times, and the range counting algorithms take $O(n^{\frac{1}{2}+\epsilon})$ time. The expected preprocessing time $O(n \log n)$ is required to obtain a data structure for the aforementioned range counting algorithms. The rest of the algorithm take some constant time per loop iteration, and therefore the total expected running time of the algorithm is $O(n^{\frac{3}{2}+\epsilon})$.

4 Lower Bounds for Computing the β -skeleton Depth of a Point in the Plane

We reduce the problem of Element Uniqueness² to the problem of computing the β -skeleton depth. It is known that the question of Element Uniqueness has a lower bound of $\Omega(n \log n)$ in the algebraic decision tree model of computation proposed in [4].

Theorem 1. *Computing the spherical depth of a query point in the plane takes $\Omega(n \log n)$ time.*

Proof. We show that finding the spherical depth allows us to answer the question of Element Uniqueness. Suppose that $A = \{a_1..a_n\}$, for $n \geq 2$ is a given set of real numbers. We suppose all of the numbers to be positive (negative), otherwise we shift the points onto the positive X-axis. For every $a_i \in A$ we construct four points $x_i, x_{n+i}, x_{2n+i},$ and x_{3n+i} in the polar coordinate system as follows:

$$x_{(kn+i)} = \left(r_i, \theta_i + \frac{k\pi}{2} \right); 0 \leq k \leq 3,$$

where $r_i = \sqrt{1 + a_i^2}$ and $\theta_i = \tan^{-1}(1/a_i)$. Thus we have a set S of $4n$ points x_{kn+i} , for $1 \leq i \leq n$. See Figure 6. The Cartesian coordinates of the points can be computed by:

$$x_{(kn+i)} = \begin{bmatrix} 0 & -1 \\ 1 & 0 \end{bmatrix}^k \begin{pmatrix} a_i \\ 1 \end{pmatrix}; k = 0, 1, 2, 3.$$

We select the query point $q = (0, 0)$, and present an equivalent form of Equation (7) for O_j as follows:

$$O_j = \left\{ x_k \in S \mid \angle x_j q x_k \geq \frac{\pi}{2} \right\}, 1 \leq j \leq 4n, \quad (13)$$

We compute $SphD(q; S)$ in order to answer the Element Uniqueness problem. Suppose that every $x_j \in S$ is a unique element. In this case, $|O_j| = 2n + 1$ because, from (13), it can be figured out that the expanded O_j is as follows:

² Element Uniqueness problem: Given a set $A = \{a_1..a_n\}$, is there a pair of indices i, j with $i \neq j$ such that $a_i = a_j$?

$$O_j = \begin{cases} \{x_{n+1}..x_{n+j}, x_{2n+1}..x_{3n}, x_{3n+j}..x_{4n}\}; & j \in \{1, \dots, n\} \\ \{x_{2n+1}..x_{n+j}, x_{3n+1}..x_{4n}, x_{j-n}..x_n\}; & j \in \{n+1, \dots, 2n\} \\ \{x_{3n+1}..x_{n+j}, x_1..x_n, x_{j-n}..x_{2n}\}; & j \in \{2n+1, \dots, 3n\} \\ \{x_1..x_{j-3n}, x_{n+1}..x_{2n}, x_{j-n}..x_{3n}\}; & j \in \{3n+1, \dots, 4n\}. \end{cases}$$

Referring to Lemma 1 and Equation (8),

$$SphD(q; S) = \frac{1}{2} \sum_{1 \leq j \leq 4n} (2n+1) = 4n^2 + 2n.$$

Now suppose that there exist some $i \neq j$ such that $x_i = x_j$ in S . In this case, from Equation (13), it can be seen that:

$$|O_{(kn+i) \bmod 4n}| = |O_{(kn+j) \bmod 4n}| = 2n + 2,$$

where $k = 0, 1, 2, 3$ (see Figure 6). As an example, for $k = 0$, $|O_j| = |O_i| = 2n + 2$ because the expanded form of these two sets is as follows: (without loss of generality, assume $i < j < n$)

$$O_i = O_j = \{x_{n+1}..x_{n+j}, x_{2n+1}..x_{3n}, x_{3n+i}, x_{3n+j}, x_{3n+j+1}..x_{4n}\}.$$

Lemma 1 and Equation (8) imply that:

$$SphD(q; S) \geq \frac{1}{2} (8 + \sum_{1 \leq j \leq 4n} (2n+1)) = 4n^2 + 2n + 4.$$

Therefore the elements of A are unique if and only if the spherical depth of $(0, 0)$ with respect to S is $4n^2 + 2n$. This implies that the computation of spherical depth requires $\Omega(n \log n)$ time. It is necessary to mention that the only computation in the reduction is the construction of S which takes $O(n)$ time. At the end of the proof, we mention that the reduction does not depend on the sorted order of the elements. \square

Note 3. Instead of four copies of the elements of A , we could consider two copies of such elements to construct S . However, the depth calculation becomes more complicated in this case.

Lemma 3. Suppose that S and L_j are two sets defined as follows:

$$S = \{(b_i, 0), (b_i, \pi/3) \mid b_i > 0, 1 \leq i \leq n\} \text{ and } L_j = \{x_k \in S \mid q \in L(x_j, x_k)\}, 1 \leq j \leq 2n.$$

For a unique element x_j in S , $L_j = \{x_{(n+j) \bmod 2n}\}$.

Proof. Suppose that $L_j = \{x_k, x_{(n+j) \bmod 2n}\}$ for some $x_k \in S$ ($k \neq j$). We prove that such x_k does not exist. If $\angle x_j O x_k = 0$, it is obvious that $O \notin L(x_j, x_k)$ and x_k cannot be an element of L_j . For the case $\angle x_j O x_k = \pi/3$, we assume that $O \in L(x_j, x_k)$ which means that

$$d(x_j, x_k) \geq \max\{d(O, x_k), d(O, x_j)\} = \max\{b_k, b_j\}. \quad (14)$$

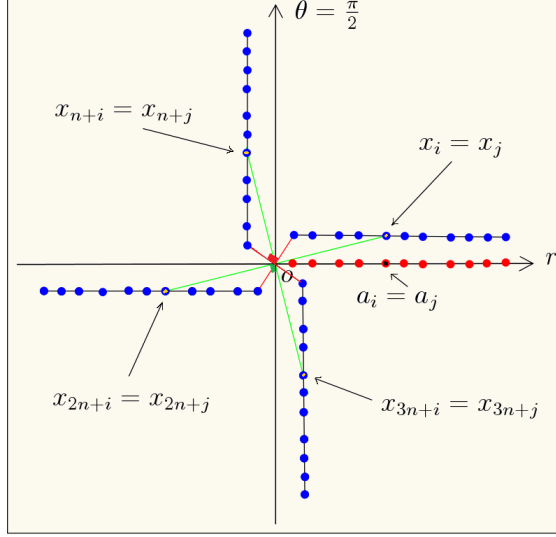


Figure 6: A representation of A , S , and duplications in these sets

From the cosine formula³ in triangle $\triangle x_i O x_j$, we have

$$d^2(x_j, x_k) = b_j^2 + b_k^2 - 2b_k b_j \cos(\pi/3). \quad (15)$$

Equations (14) and (15) imply that

$$d(x_j, x_k) \geq b_k \Rightarrow b_j^2 - b_j b_k \geq 0 \Rightarrow b_j - b_k \geq 0 \Rightarrow b_j \geq b_k$$

and

$$d(x_j, x_k) \geq b_j \Rightarrow b_k^2 - b_j b_k \geq 0 \Rightarrow b_k - b_j \geq 0 \Rightarrow b_k \geq b_j.$$

This means that $b_k = b_j$ which contradicts the assumption of $x_k \neq x_j$. \square

Theorem 2. *Computing the lens depth of a query point in the plane takes $\Omega(n \log n)$ time.*

Proof. Suppose that $B = \{b_1..b_n\}$, for $n \geq 2$ is a given set of real numbers. Without loss of generality, we let these numbers to be positive (see the proof of Theorem 1). For $1 \leq i \leq n$, we construct set $S = \{x_i, x_{n+i}\}$ of $2n$ points in the polar coordinate system such that $x_i = (b_i, 0)$ and $x_{n+i} = (b_i, \pi/3)$. See Figure 7. We select the query point $q = (0, 0)$, and define L_j as follows:

$$L_j = \{x_k \in S \mid q \in L(x_j, x_k)\}, \quad 1 \leq j \leq 2n. \quad (16)$$

³Cosine formula: For a triangle $\triangle abc$,

$$|ab|^2 = |ac|^2 + |bc|^2 - 2|ac||bc|\cos(\angle bca).$$

Using Equation (16), the unnormalized form of Equation (5) can be presented by:

$$LD_S(q) = \binom{n}{2} \cdot LD(q; S) = \frac{1}{2} \sum_{1 \leq j \leq 2n} |L_j|. \quad (17)$$

We solve the problem of Element Uniqueness by computing $LD_S(q)$. Suppose that every $x_j \in S$ is a unique element. In this case, it can be verified that $L_j = \{x_{(n+j) \bmod 2n}\}$ (see Lemma 3). Equation (17) implies that:

$$LD_S(q) = \frac{1}{2} \sum_{1 \leq j \leq 2n} 1 = n.$$

Now assume that there exists some $i \neq j$ such that $x_i = x_j$ in S . In this case,

$$L_j = L_i = \{x_{(n+i) \bmod 2n}, x_{(n+j) \bmod 2n}\} \text{ and } L_{n+i} = L_{n+j} = \{x_i, x_j\}.$$

As such,

$$LD_S(q) = \frac{1}{2} \sum_{1 \leq j \leq 2n} |L_j| = n + 2.$$

For the case of having more duplications among the elements of S ,

$$LD_S(q) = \frac{1}{2} \sum_{1 \leq j \leq 2n} |L_j| = n + 2c, \quad (18)$$

where c is the number of duplications. Therefore the elements of S are unique if and only if $c = 0$ in Equation (18). This implies that the computation of lens depth requires $\Omega(n \log n)$. Note that all of the other computations in this reduction take $O(n)$. \square

Note 4. This reduction technique can be generalized to prove Theorem 3. It is enough to choose the rotation angle $\theta = \cos^{-1}(1 - 1/\beta)$ in the construction of $S = \{(b_i, 0), (b_i, \theta)\}$. For the case of $\beta \rightarrow \infty$, where $\theta = 0$, we construct S as $S = \{(b_i, 0), (b_i, 1)\}$. Note that we use the real **RAM** model of computation, where we can compute the square root of a real number in constant time.

Theorem 3. For $\beta > 1$, computing the β -skeleton depth of a query point in the plane requires $\Omega(n \log n)$ time.

5 Relationships Among Spherical Depth, Lens Depth, and Simplicial Depth

Theorem 4. For $S = \{x_1 \dots x_n\} \subset \mathbb{R}^d$ and $q \in \mathbb{R}^d$, $LD(q; S) \geq SphD(q; S)$.

Proof. From Definition 1 for the spherical and lens influence regions of any arbitrary pair of points x_i and x_j in S , it can be seen that $Sph(x_i, x_j)$ is contained in $L(x_i, x_j)$. Hence Equation (19) is sufficient to complete the proof.

$$SphD(q; S) = \sum_{\{x_i, x_j\} \subset S} I(q \in Sph(x_i, x_j)) \leq \sum_{\{x_i, x_j\} \subset S} I(q \in L(x_i, x_j)) = LD(q; S) \quad (19)$$

\square

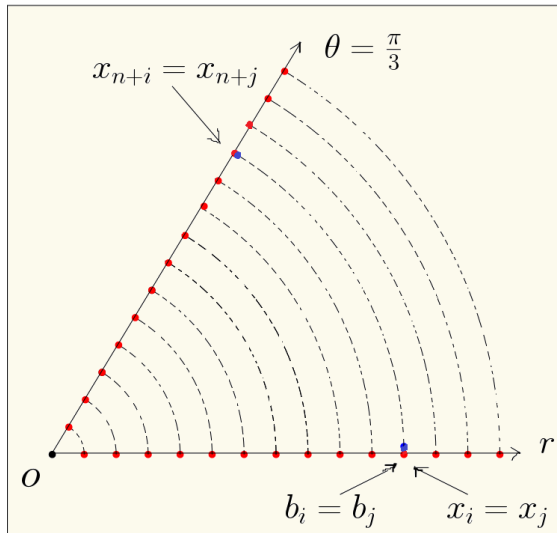


Figure 7: A representation of B , S , and duplications in these sets

Definition 8. The simplicial depth of $q \in \mathbb{R}^d$ with respect to a data set $S = \{x_1 \dots x_n\} \subset \mathbb{R}^d$ is defined by:

$$SD(q; S) = \frac{1}{\binom{n}{d+1}} \sum_{\{x_1 \dots x_{d+1}\} \subset S} I(q \in \text{Conv}\{x_1 \dots x_{d+1}\}), \quad (20)$$

where $\text{Conv}\{x_1 \dots x_{d+1}\}$ is a closed simplex formed by $d + 1$ points of S .

Definition 9. For a point $q \in \mathbb{R}^2$ and a data set $S = \{x_1 \dots x_n\} \subset \mathbb{R}^2$, we define $B_{in}(q; S)$ to be the set of all closed spherical influence regions, out of $\binom{n}{2}$ possible of them, that contain q . We also define $S_{in}(q; S)$ to be the set of all closed simplices, out of $\binom{n}{3}$ possible defined by S , that contain q .

Lemma 4. Suppose that q is a point in a given convex polygon H obtained from a data set S in \mathbb{R}^2 . q is covered by the union of spherical influence regions defined by S .

Proof. It can be seen that there is at least one triangle, defined by the vertices of H , that contains q . We prove that the union of the spherical influence regions defined by such triangle contains q . See Figure 8. We prove this statement by contradiction. Suppose that q is covered by none of $Sph(a, b)$, $Sph(a, c)$, and $Sph(b, c)$. Therefore, Lemma 1 implies that none of the angles $\angle aqb$, $\angle aqc$, and $\angle bqc$ is greater than or equal to $\frac{\pi}{2}$ which is a contradiction because at least one of these angles should be at least $\frac{2\pi}{3}$ in order to get 2π as their sum. \square

Lemma 5. Suppose that $S = \{a, b, c\}$ is a set of points in \mathbb{R}^2 . For every $q \in \mathbb{R}^2$, if $|S_{in}(q; S)| = 1$, then $|B_{in}(q; S)| \geq 2$.

Another form of Lemma 5 is that if $q \in \triangle abc$, then q falls inside at least two spherical influence regions out of $Sph(a, b)$, $Sph(c, b)$, and $Sph(a, c)$. The equivalency between these two forms of the lemma is clear. We prove just the first one.

Proof. From Lemma 4, $|B_{in}(q; S)| \geq 1$. Suppose that $|B_{in}(q; S)| = 1$. If q is one of the vertices of $\triangle abc$, it is clear that $|B_{in}(q; S)| \geq 2$. Without loss of generality, we suppose that q falls in $int Sph(a, b)$. For the rest of the proof, we focus on the relationships among the angles $\angle aqb$, $\angle cqa$, and $\angle cqb$ (see Figure 8). Since q is inside $\triangle abc$, $\angle aqb \leq \pi$. Consequently, at least one of $\angle cqa$ and $\angle cqb$ is greater than or equal to $\pi/2$. So, Lemma 1 implies that q is in at least one of $int Sph(a, c)$ and $int Sph(b, c)$. Hence, $|B_{in}(q; S)| = 1$ contradicts $|S_{in}(q; S)| = 1$ which means that $|B_{in}(q; S)| \geq 2$. As an illustration, in Figure 8, for the points in the hatching area $|B_{in}(q; S)| = 3$. \square

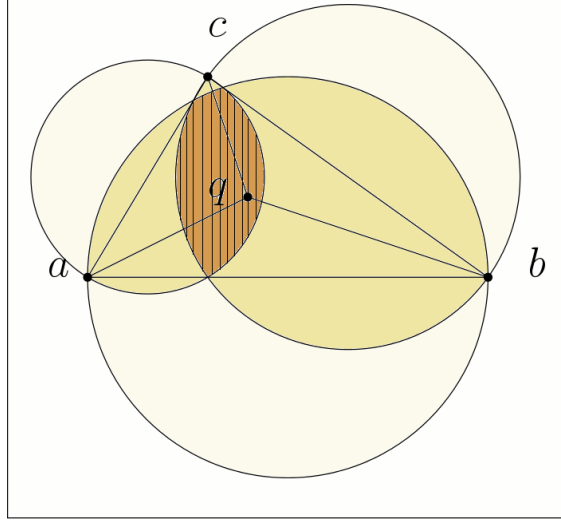


Figure 8: Triangle abc contains point q

Lemma 6. For a data set $S = \{x_1 \dots x_n\} \subset \mathbb{R}^2$,

$$\frac{|B_{in}(q; S)|}{|S_{in}(q; S)|} \geq \frac{2}{n-2}.$$

Proof. Suppose that $Sph(x_i, x_j) \in B_{in}(q; S)$. There exist at most $(n-2)$ triangles in $S_{in}(q; S)$ such that $\overline{x_i x_j}$ is an edge of them. We consider $\triangle x_i x_j x_k$ to be one of such triangles (see Figure 9 as an illustration). Referring to Lemma 5, q belongs to at least one of $Sph(x_i, x_k)$ and $Sph(x_j, x_k)$. Similarly, there exist at most $(n-2)$ triangles in $S_{in}(q; S)$ such that $x_i x_k$ (respectively $x_j x_k$) is an edge of them. In the process of computing the $|S_{in}(q; S)|$, triangle $\triangle x_i x_j x_k$ is counted at least two times, once for $Sph(x_i, x_j)$ and another time for $Sph(x_i, x_k)$ (or $Sph(x_j, x_k)$). Consequently, for every sphere area in $B_{in}(q; S)$, there exist at most $\frac{(n-2)}{2}$ distinct triangles, triangles with only one common side, in $S_{in}(q; S)$. As a result, Equation (21) can be obtained.

$$\frac{(n-2)}{2} |B_{in}(q; S)| \geq |S_{in}(q; S)| \Rightarrow \frac{|B_{in}(q; S)|}{|S_{in}(q; S)|} \geq \frac{2}{(n-2)} \quad (21)$$

\square

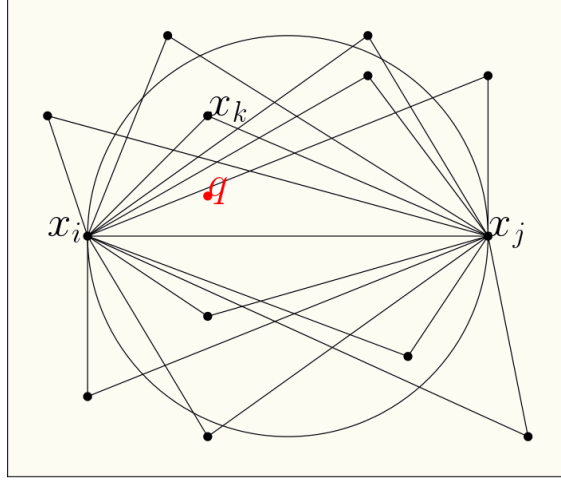


Figure 9: $q \in Sph(x_i, x_j)$

Theorem 5. For a data set $S = \{x_1..x_n\}$ and a query point q in \mathbb{R}^2 , $SphD(q; S) \geq \frac{2}{3} SD(q; S)$.

Proof. From Equation (4) and Definitions 8 and 9, the ratio of spherical depth and simplicial depth can be calculated as follows:

$$\frac{SphD(q; S)}{SD(q; S)} = \frac{\frac{|B_{in}(q; S)|}{\binom{n}{2}}}{\frac{|S_{in}(q; S)|}{\binom{n}{3}}} = \frac{(n-2)|B_{in}(q; S)|}{3|S_{in}(q; S)|}. \quad (22)$$

Equation (22) and Lemma 6 imply that

$$\frac{SphD(q; S)}{SD(q; S)} \geq \frac{2}{3} \Rightarrow SphD(q; S) \geq \frac{2}{3} SD(q; S).$$

□

6 Experiments

To support Theorems 4 and 5, we compute the spherical depth, lens depth, and the simplicial depth of the points in three random sets Q_1 , Q_2 , and Q_3 with respect to data sets S_1 , S_2 , and S_3 , respectively. The elements of Q_i and S_i are some randomly generated points (double precision floating point) within the square $\{(x, y) | x, y \in [-10, 10]\}$. The results of our experiments are summarized in Table 1. Every cell in the table represents the corresponding depth of q_i with respect to data set S_i , where $q_i \in Q_i$. The cardinalities of Q_i and S_i are as follows: $|Q_1| = 100$, $|S_1| = 750$, $|Q_2| = 750$, $|S_2| = 2500$, $|Q_3| = 2500$, $|S_3| = 10000$. As can be seen in Table 1, there are some gaps between obtained experimental bounds for random points and the theoretical bounds. These gaps motivate us to do more research in this area.

Table 1: Summary of experimental results

	$(q_1; S_1)$		$(q_2; S_2)$		$(q_3; S_3)$	
	Min	Max	Min	Max	Min	Max
SD	0.00	0.25	0.00	0.25	0.00	0.24
$SphD$	0.01	0.50	0.00	0.50	0.00	0.50
LD	0.05	0.61	0.05	0.61	0.04	0.61
$\frac{SphD}{SD}$	2.00	∞	2.00	∞	2.03	∞
$\frac{LD}{SD}$	2.43	∞	2.44	∞	2.44	∞
$\frac{LD}{SphD}$	1.21	8.11	1.22	23.16	1.22	157.16

7 Conclusions

In this paper, we developed an optimal $\Theta(n \log n)$ algorithm to compute the spherical depth of a bivariate query point with respect to a given data set in \mathbb{R}^2 . We also proposed an $O(n^{\frac{3}{2}+\epsilon})$ algorithm for computing the planar β -skeleton depth where $\beta > 1$. To obtain a lower bound for computing the β -skeleton depth ($\beta \geq 1$), the Element Uniqueness problem, which requires $\Omega(n \log n)$ time, is reduced to the problem of computing the planar β -skeleton depth of $O = (0, 0)$. In addition to the time complexity, the main advantage of the first algorithm is its simplicity of implementation. We also investigated some geometric properties which lead us to find some theoretical relationships (i.e. $SphD \geq \frac{2}{3}SD$ and $LD \geq SphD$) among spherical depth, lens depth, and simplicial depth. Finally, some experimental results (i.e. $SphD \geq 2SD$ and $LD \geq 1.2 SphD$) are provided. More research on this topic is needed to figure out if the real bounds are closer to the experimental bounds or to the current theoretical bounds.

References

- [1] Pankaj K Agarwal, Jiri Matousek, and Micha Sharir. On range searching with semialgebraic sets. ii. *SIAM Journal on Computing*, 42(6):2039–2062, 2013.
- [2] Greg Aloupis. *On computing geometric estimators of location*. PhD thesis, McGill University, 2001.
- [3] Greg Aloupis, Stefan Langerman, Michael Soss, and Godfried Toussaint. Algorithms for bivariate medians and a ferat–torricelli problem for lines. *Computational Geometry*, 26(1):69–79, 2003.
- [4] Michael Ben-Or. Lower bounds for algebraic computation trees. In *Proceedings of the fifteenth annual ACM symposium on Theory of computing*, pages 80–86. ACM, 1983.
- [5] David Bremner, Dan Chen, John Iacono, Stefan Langerman, and Pat Morin. Output-sensitive algorithms for tukey depth and related problems. *Statistics and Computing*, 18(3):259–266, 2008.
- [6] Timothy M Chan. An optimal randomized algorithm for maximum tukey depth. In *Proceedings of the fifteenth annual ACM-SIAM symposium on Discrete algorithms*, pages 430–436. Society for Industrial and Applied Mathematics, 2004.

- [7] Dan Chen. *Algorithms for Data Depth*. Carleton University, 2013.
- [8] Andreas Christmann. Regression depth and support vector machine. *DIMACS series in discrete mathematics and theoretical computer science*, 72:71, 2006.
- [9] Ryan T Elmore, Thomas P Hettmansperger, and Fengjuan Xuan. Spherical data depth and a multivariate median. *DIMACS Series in Discrete Mathematics and Theoretical Computer Science*, 72:87, 2006.
- [10] K Ruben Gabriel and Robert R Sokal. A new statistical approach to geographic variation analysis. *Systematic zoology*, 18(3):259–278, 1969.
- [11] Harold Hotelling. Stability in competition. In *The Collected Economics Articles of Harold Hotelling*, pages 50–63. Springer, 1990.
- [12] Shlomo Libeskind. *Euclidean and transformational geometry: A deductive inquiry*. Jones & Bartlett Publishers, 2008.
- [13] Regina Y Liu. *Data depth: robust multivariate analysis, computational geometry, and applications*, volume 72. American Mathematical Soc., 2006.
- [14] Regina Y Liu et al. On a notion of data depth based on random simplices. *The Annals of Statistics*, 18(1):405–414, 1990.
- [15] Zhenyu Liu and Reza Modarres. Lens data depth and median. *Journal of Nonparametric Statistics*, 23(4):1063–1074, 2011.
- [16] Jirí Matousek. Computing the center of planar point sets. *Computational Geometry: Papers from the DIMACS special year*, pages 221–230, 1991.
- [17] Hannu Oja. Descriptive statistics for multivariate distributions. *Statistics & Probability Letters*, 1(6):327–332, 1983.
- [18] Peter J Rousseeuw and Mia Hubert. Regression depth. *Journal of the American Statistical Association*, 94(446):388–402, 1999.
- [19] Christopher G Small. A survey of multidimensional medians. *International Statistical Review/Revue Internationale de Statistique*, pages 263–277, 1990.
- [20] Kenneth J Supowit. The relative neighborhood graph, with an application to minimum spanning trees. *Journal of the ACM (JACM)*, 30(3):428–448, 1983.
- [21] John W Tukey. Mathematics and the picturing of data. In *Proceedings of the international congress of mathematicians*, volume 2, pages 523–531, 1975.
- [22] Mengta Yang. *Depth Functions, Multidimensional Medians and Tests of Uniformity on Proximity Graphs*. PhD thesis, The George Washington University, 2014.
- [23] Mengta Yang and Reza Modarres. β -skeleton depth functions and medians. *Communications in Statistics-Theory and Methods*, pages 1–17, 2017.
- [24] Yijun Zuo and Robert Serfling. General notions of statistical depth function. *Annals of statistics*, pages 461–482, 2000.

Appendix

Note 5. To avoid some unusual notations in the pseudocode of Algorithm 1, we use the variables a and b instead of $f(i)$ and $l(i)$, respectively in the text.

Algorithm 1 Computing the spherical depth of points in the plane

Input: Data set S and Query point q **Output:** $SphD(q; S)$

```
1: procedure TRANSLATING POINTS
2: input:  $S$ 
3: output: Translated data set  $S'$ 
4:   for each  $x_i \in S$  do
5:      $x_i \leftarrow (x_i - q)$ 
6:   return  $S'$ 

7: procedure SORTING AROUND  $T(q)$ 
8: input:  $T(q)$  and  $S'$ 
9: output: Sorted array  $S_T$ 
10:  for each  $x_i \in S'$  do
11:    Compute  $\theta(x_i)$ , where  $\theta(x_i)$  is the angle of  $x_i$  in polar coordinate system
12:    Using an  $O(n \log n)$  sorting algorithm, sort  $x_i$  based on  $\theta(x_i)$  in counterclockwise order
13:  return  $S_T$ 

14: procedure DEPTH CALCULATION
15: input:  $S_T$ 
16: output: Depth value of  $SphD(q; S)$ 
17:   Initialize  $SphD(q; S) = 0$ 
18:   for each  $x_i \in S_T$  do
19:     Initialize  $a = 0$  and  $b = n + 1$ 
20:     Using two binary search calls, update the values of  $a$  and  $b$ 

21:     if  $(0 < \theta(x_i) \leq \frac{\pi}{2})$ 
22:        $a = \min\{j : \theta(x_j) - \theta(x_i) \geq \frac{\pi}{2}\}$ 
23:        $b = \max\{j : \frac{\pi}{2} \leq \theta(x_j) - \theta(x_i) \leq \frac{3\pi}{2}\}$ 
24:     else-if  $(\frac{\pi}{2} < \theta(x_i) \leq \frac{3\pi}{2})$ 
25:        $a = \max\{j : \theta(x_i) - \theta(x_j) \geq \frac{\pi}{2}\}$ 
26:        $b = \min\{j : \theta(x_j) - \theta(x_i) \geq \frac{\pi}{2}\}$ 
27:     else
28:        $a = \min\{j : \theta(x_i) - \theta(x_j) \leq \frac{3\pi}{2}\}$ 
29:        $b = \max\{j : \frac{\pi}{2} \leq \theta(x_i) - \theta(x_j) \leq \frac{3\pi}{2}\}$ 

30:     if  $(a = 0$  and  $b = n + 1)$ 
31:        $|O_i| = 0$ 
32:     else Compute  $|O_i|$ 
33:      $|O_i| = \begin{cases} a + (n - b + 1) & ; \frac{\pi}{2} < \theta(x_i) \leq \frac{3\pi}{2} \\ b - a + 1 & ; \text{otherwise.} \end{cases}$ 
34:      $SphD(q; S) \leftarrow SphD(q; S) + \frac{1}{2}|O_i|$ 
35:   return  $SphD(q; S)$ 
36: End;
```

Algorithm 2 Computing the β -skeleton depth of points in the plane

Input: Data set S , Query point q , Parameter $\beta > 1$ **Output:** $SkD_\beta(q; S)$ 1: **procedure** TRANSLATING POINTS

2: Call Translating procedure from Algorithm 1.

3: **procedure** DEPTH CALCULATION4: input: Translated data set S' 5: output: Depth value of $SkD_\beta(q; S)$ 6: Initialize $SkD_\beta(q; S) = 0$ 7: **for** each $a \in S'$ **do**8: Using two $O(n^{\frac{1}{2}+\epsilon})$ range counting algorithms, compute $|H_o(p)|$ and $|intB_o(c, r)|$
 ($H_o(p)$, $intB_o(c, r)$, p , c , and r all are somefunctions can be computed in constant time)

9:

$$SkD_\beta(q; S) \leftarrow SkD_\beta(q; S) + \frac{1}{2}(|H_o(p)| - |intB_o(c, r)|)$$

10: **return** $SkD_\beta(q; S)$ 11: **End;**
