

Earth: Atmospheric Evolution of a Habitable Planet

Stephanie L. Olson^{1,2*}, Edward W. Schwieterman^{1,2},
Christopher T. Reinhard^{1,3}, Timothy W. Lyons^{1,2}

¹*NASA Astrobiology Institute Alternative Earth's Team*

²*Department of Earth Sciences, University of California, Riverside*

³*School of Earth and Atmospheric Science, Georgia Institute of Technology*

*Correspondence: solso002@ucr.edu

Table of Contents

1. Introduction.....	2
2. Oxygen and biological innovation	3
2.1. Oxygenic photosynthesis on the early Earth	4
2.2. The Great Oxidation Event	6
2.3. Oxygen during Earth's middle chapter	7
2.4. Neoproterozoic oxygen dynamics and the rise of animals	9
2.5. Continued oxygen evolution in the Phanerozoic.....	11
3. Carbon dioxide, climate regulation, and enduring habitability	12
3.1. The faint young Sun paradox	12
3.2. The silicate weathering thermostat	12
3.3. Geological constraints on carbon dioxide through time	14
4. A hazy role for methane in Earth's climate system	16
4.1. Methane as a climate savior in the Archean.....	17
4.2. Muted methane in the Proterozoic	19
4.3. Phanerozoic climate perturbations: methane as a double agent.....	21
5. Nitrogen: Earth's climate system under pressure.....	22
6. Concluding remarks.....	24
Acknowledgements	25
References.....	25

Abstract Our present-day atmosphere is often used as an analog for potentially habitable exoplanets, but Earth's atmosphere has changed dramatically throughout its 4.5-billion-year history. For example, molecular oxygen is abundant in the atmosphere today but was absent on the early Earth. Meanwhile, the physical and chemical evolution of Earth's atmosphere has also resulted in major swings in surface temperature, at times resulting in extreme glaciation or warm greenhouse climates. Despite this dynamic and occasionally dramatic history, the Earth has been persistently habitable—and, in fact, inhabited—for roughly 4 billion years. Understanding Earth's momentous changes and its enduring habitability is essential as a guide to the diversity of habitable planetary environments that may exist beyond our solar system and for ultimately recognizing spectroscopic fingerprints of life elsewhere in the Universe.

Here, we review long-term trends in the composition of Earth's atmosphere as it relates to both planetary habitability and inhabitation. We focus on gases that may serve as habitability markers (CO_2 , N_2) or biosignatures (CH_4 , O_2), especially as related to the redox evolution of the atmosphere and the coupled evolution of Earth's climate system. We emphasize that in the search for Earth-like planets we must be mindful that the example provided by the modern atmosphere merely represents a single snapshot of Earth's long-term evolution. In exploring the many former states of our own planet, we emphasize Earth's atmospheric evolution during the Archean, Proterozoic, and Phanerozoic eons, but we conclude with a brief discussion of potential atmospheric trajectories into the distant future, many millions to billions of years from now. All of these 'Alternative Earth' scenarios provide insight to the potential diversity of Earth-like, habitable, and inhabited worlds.

1. Introduction

Earth's atmosphere is dominantly N_2 (78%) and O_2 (21%) by volume today. This abundant N_2 provides the majority of Earth's surface pressure, which is critical for the stability of liquid water, while N is an essential nutrient for all life on Earth. High levels of O_2 support the metabolic demands of complex animal life as well as the production of significant ozone (O_3) in the stratosphere, which protects life on land from DNA-damaging UV radiation (*e.g.*, Catling et al 2005). Meanwhile, trace levels of CO_2 , CH_4 , and H_2O warm the planet, resulting in a global average surface temperature of $\sim 15^\circ\text{C}$ —a full 33°C warmer than the planet would be without warming by greenhouse gases (Kump et al 2010).

However, none of these features of the Earth's atmosphere has been static throughout its history. The atmosphere has changed dramatically through time, both compositionally and physically. Whereas the present day Earth is strongly oxidizing, the early Earth was reducing and lacked atmospheric O_2 (Lyons et al 2014) and, consequently, a protective O_3 layer to prevent harmful UV irradiation of its surface. Earth has also experienced extreme temperature swings and long-lived, low-latitude glaciation as the result of major changes in the atmospheric abundance of greenhouse gases (Kasting 2005). Even Earth's predictably blue skies may have been a different color for extended intervals of Earth's early history due to the presence of hydrocarbon hazes (Arney et al 2016). In parallel with these atmospheric changes, Earth has experienced catastrophic impacts, violent volcanic eruptions, and mass extinctions (*e.g.*, Alvarez et al 1980). Yet the Earth has remained habitable, and inhabited, for at least the last 3.8 billion years (Nutman et al 2016).

Earth's present-day atmosphere ultimately arises from billions of years of co-evolution between the Sun, Earth's surface and interior, and Earth's biosphere. The current composition of our atmosphere does not represent a terminal atmospheric state, and as such it provides only a single snapshot along the long-term trajectory of the coupled evolution of the Earth system. Thus, in our search for life beyond our solar system, Earth provides many examples of Earth-like, habitable and inhabited planets—extending far beyond the template provided by our modern world.

Here, we explore the evolution of Earth's atmosphere through time and discuss the cause-and-effect relationships between these changes, the maintenance of habitability, and biological innovation. We focus our discussion on four biogeochemically important gases: O₂ (**Section 2**), CO₂ (**Section 3**), CH₄ (**Section 4**), and N₂ (**Section 5**). These gases have played important roles in the long-term operation of Earth's climate system, the maintenance of habitability, and Earth's capacity to support complex animal life. At the same time, the activities of Earth's biosphere have profoundly influenced the atmospheric abundance of each of these gases.

The first evidence for liquid water on Earth (*i.e.*, habitability) extends back to 4.4 billion years ago (Ga; Valley et al 2002). Because of the highly fragmented geologic record in the distant past, the timing of the origin of life remains unknown, but several authors have argued for early signs of life that extend back to 3.8 Ga (*e.g.*, Abramov and Mojzsis 2009; Mojzsis et al 1996)—and possibly as early as 4.1 Ga (Bell et al 2015). Consequently, the Hadean (>4.0 Ga) Earth may provide essential insight into how life can develop from non-life (see Sleep 2010), but there is a notable lack of reliable constraints on the Hadean atmosphere at present. For the balance of this review, we have restricted our discussion to the Archean, beginning at 4.0 Ga, and onward, thus focusing on the portions of Earth history for which we have geological constraints on surface chemistry as well as compelling evidence for inhabitation (*e.g.*, Nutman et al 2016).

2. Oxygen and biological innovation

Earth's early atmosphere was effectively devoid of O₂, with the exception of very low levels of abiogenic O₂ produced through photochemical reactions in the atmosphere (Kasting et al 1979). Although O₂ is an absolute requirement for complex animal life on Earth and likely elsewhere in the Universe (Catling et al 2005), O₂ is not a requirement for habitability. Instead, it may be our good fortune that the surface of the early Earth was anoxic. An oxidizing world would generally disfavor the prebiotic transformations among reduced compounds that culminated in the emergence of life (*e.g.*, Wolf and Toon 2010), and O₂ would have been lethal for the last universal common ancestor of life on Earth, an obligate anaerobe (Di Giulio 2007; Weiss et al 2016). In fact, recently proposed abiotic mechanisms for generating substantial amounts of O₂ on some exoplanets may preclude their habitability for this reason (see Meadows 2017 for review).

The abundant O₂ in Earth's atmosphere today, upon which all macroscopic life depends, is biologically produced by oxygenic photosynthesis. The origin of oxygenic photosynthesis was a critical prerequisite for the subsequent transition from a simple, anaerobic biosphere

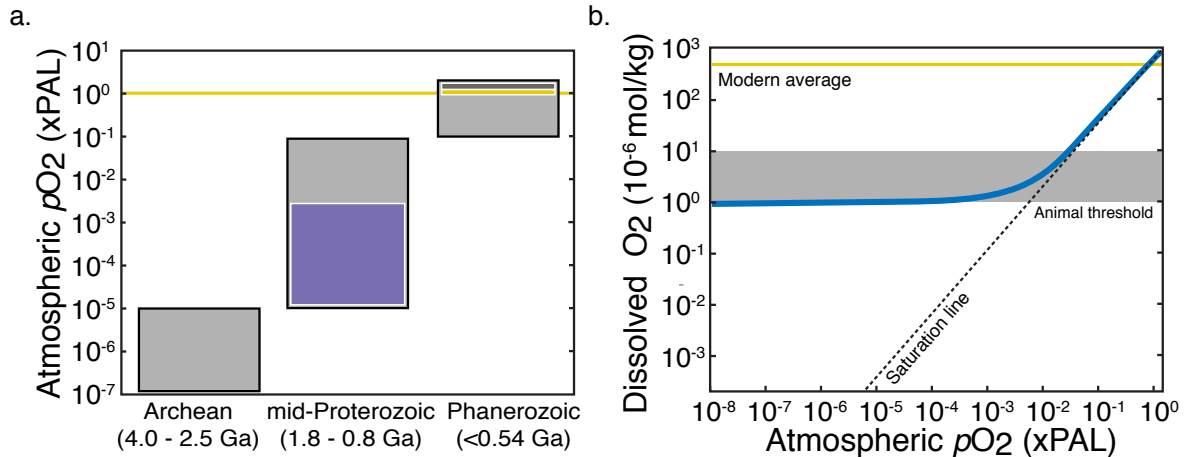


Figure 1. Atmospheric and oceanic O_2 evolution. In (a), the grey boxes represent inclusive ranges of model and proxy-based constraints on atmospheric O_2 for each geological eon. The minimum and maximum values for each grey box are specified in **Table 1**. The colored bars in (a) represent preferred ranges corresponding to constraints from specific archives discussed in the text, including: Cr isotopes (purple), and Mauna Loa observations (yellow). The dark grey box represents the *Carboniferous* Period (359-299 Ma; Berner 1999). The solid blue line in (b) shows the modeled relationship between atmospheric pO_2 and globally averaged dissolved O_2 in the shallow ocean (Olson et al 2013; Reinhard et al 2016). Also shown in (b) are calculated O_2 concentrations at thermodynamic equilibrium with respect to the sea-air exchange (dashed line) as well as estimates of early animal O_2 requirements (shading; D Mills et al 2014). The O_2 content of the deep ocean has scaled with the O_2 content of the atmosphere and surface ocean in the recent past, but the subsurface ocean remains strictly anoxic for pO_2 less than $\sim 40\%$ PAL based on the results of a simple box model (Canfield 1998; **Table 2**). The O_2 landscape of the ocean cannot be straightforwardly extrapolated from the O_2 content of the atmosphere—on Earth or on an exoplanet.

to today's complex, aerobic world, and this innovation is therefore among the most important events in Earth history. But Earth's oxygenation was protracted, and the relationship between biological O_2 production, oceanic oxygenation, and atmospheric O_2 accumulation is not straightforward (reviewed in Lyons et al 2014). In this section, we review geochemical proxy and model constraints on Earth's oxygenation trajectory (summarized in **Fig. 1**), and discuss links between this O_2 history and the timing and tempo of biological innovation (**Fig. 2**).

2.1. Oxygenic photosynthesis on the early Earth

Oxygenic photosynthesis apparently emerged early in Earth's history (Buick 2008; Farquhar et al 2011). The biochemistry of oxygenic photosynthesis is complex (see Hohmann-Marriott & Blankenship 2012 for a review), but the net reaction is $CO_2 + H_2O + h\nu \rightarrow CH_2O + O_2$, where $h\nu$ represents photon energy from sunlight, and CH_2O represents generalized organic matter. The exact timing of this biological innovation remains unclear, but geological evidence for oxygenic photosynthesis dates to at least ~ 3 Ga (Nisbet et al 2007; Planavsky et al 2014a)—significantly predating evidence for the initial accumulation of O_2 in Earth's atmosphere ~ 2.3 - 2.4 Ga during the 'Great Oxidation Event' (GOE; e.g., Lyons et al 2014). Thus, oxygenic photosynthesis is, empirically, an insufficient prerequisite for atmospheric oxygenation on Earth-like planets.

Consequently, although large-scale O₂ production on Earth is exclusively biological, most models for atmospheric oxygenation during the GOE involve geologic controls that modulate O₂ consumption rather than net O₂ production. In other words, the GOE is generally regarded as a tipping point beyond which net biological production of O₂ irreversibly exceeded the collective geological sinks. Net O₂ production is controlled by burial of reduced organic C that escapes respiratory oxidation by photosynthetic O₂ (if all of the O₂ produced by photosynthesis were respired via the reverse reaction, CH₂O + O₂ → H₂O + CO₂, there would be no net O₂ accumulation). In the Archean, strongly reducing volcanic outgassing may have suppressed O₂ accumulation despite widespread production at the Earth's surface, but this sink for photosynthetic O₂ may have declined as the thermal and tectonic state of the Earth evolved (Gaillard et al 2011; Kump and Barley 2007). Other models for Earth's delayed oxygenation emphasize the importance of long-term reductant loss via H escape to space, which results from the photolysis of H-bearing gases in the atmosphere and represents an irreversible oxidation of the planet that may have favorable implications for subsequent oxygenation (Catling et al 2001; Zahnle et al 2013).

Despite limited accumulation of O₂ in the Archean atmosphere, biogeochemical models predict the development of 'oxygen oases' (local to regional oxygenation) in highly productive areas of the surface ocean (Daines and Lenton 2016; Olson et al 2013) and in association with photosynthetic microbial mats (Herman and Kump, 2005; Lalonde and Konhauser 2015; Sumner et al 2015). Indeed, some geochemical proxies indicate the presence of dissolved O₂ in the shallow ocean beginning as early as ~3 Ga (Planavsky et al 2014a). Following these earliest hints of O₂, the geochemical record of Archean oxygen oases is increasingly robust in the ensuing >500-million-year lead up to the GOE (Czaja et al 2012; Duan et al 2010; Eigenbrode and Freeman 2006; Garvin et al 2009; Godfrey and Falkowski 2009; Kendall et al 2010; Kurzweil et al 2016; Riding et al 2014; Stüeken et al 2015a). It is unlikely that exoplanet analogs to these Archean oxygen oases, which lack atmospheric expression, would be remotely detectable (Reinhard et al 2017a), demonstrating that apparently anoxic exoplanetary environments may be highly productive and potentially capable of developing certain types of complex life (*e.g.*, D Mills et al 2014).

Some authors also report evidence for transient episodes of atmospheric oxygenation, or 'whiffs' of O₂, beginning at least 50 million years before the GOE based on the appearance of oxidative weathering of the continents (Anbar et al 2007; Reinhard et al 2009; Kendall et al 2015). The geochemical fingerprints of atmospheric whiffs of O₂ are readily distinguishable from oceanic oxygen oases (Reinhard et al 2013a), but, like oases, whiffs would not be recognizable in disk-averaged spectra of the distant Earth (Reinhard et al 2017a). Several authors have also questioned whether putative whiff signals may instead derive from oxidative transformations by microbial communities living within soils rather than oxidative weathering beneath an oxygenated atmosphere (Lalonde and Konhauser 2015; Sumner et al 2015). Clarifying the spatiotemporal dynamics of whiffs, and their relationship to oases, will require additional numerical modeling, but the existing data strongly suggest that O₂ was ecologically and geochemically important long before it was globally abundant (and thus remotely detectable) in the atmosphere (but see Fischer et al 2016).

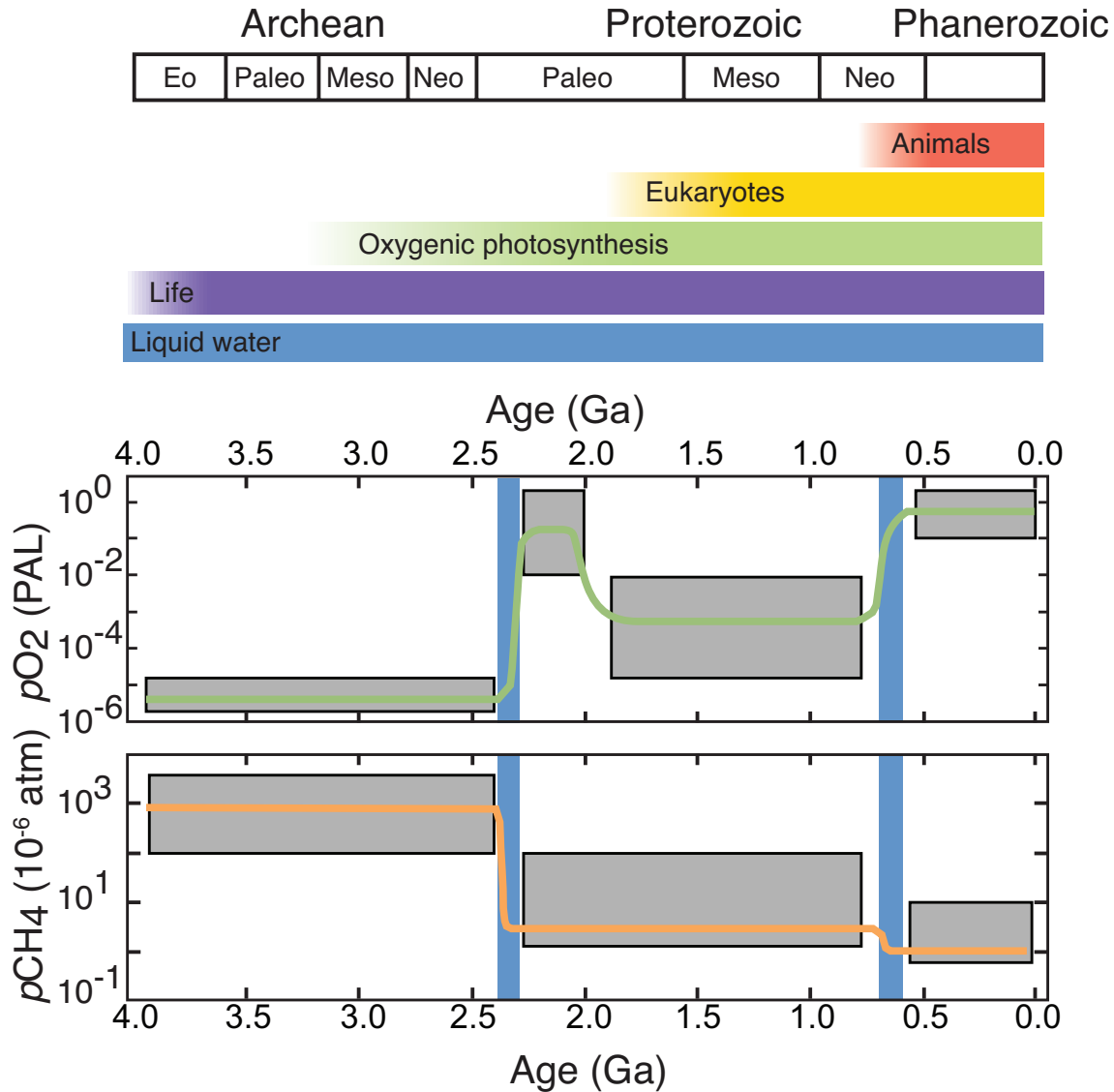


Figure 2. Co-evolution of life and surface environments on Earth. The top panel shows the timing of major transitions in the history of the biosphere. The middle panel shows Earth's oxygenation trajectory, while the bottom panel shows the abundance of CH_4 through time. In each, the vertical blue bars denote the timing of low-latitude glaciations, while colored lines show one possible trajectory through the parameter space implied by proxy reconstructions (shaded boxes; see Fig. 1 and Fig. 3b).

2.2. The Great Oxidation Event

The first of at least two major steps in oxygenation occurred at $\sim 2.3\text{-}2.4$ Ga during the GOE of the Paleoproterozoic, although other dramatic increases and decreases are likely (Lyons et al 2014). Numerous geochemical proxies capture this increase in O_2 levels. These proxies are diverse, and each has a unique sensitivity to environmental O_2 , but all of the geochemical records broadly agree: the Earth system permanently changed during the GOE. Evidence for an increase in atmospheric O_2 includes the disappearance of detrital pyrite, which indicates a permanent and global onset of oxidative dissolution of O_2 -sensitive pyrite during

weathering (*e.g.*, Johnson et al 2014). Most compellingly, however, the GOE is marked by the loss of mass independent fractionation of sulfur isotopes (MIF-S) in marine sediments (Farquhar et al 2000). Large magnitude MIF-S is generated and preserved only when atmospheric O₂ is sufficiently low to preclude UV attenuation by O₃ and oxidative homogenization of photochemically produced S species, and the abrupt disappearance of this isotope signal at the GOE captures the rise of O₂ above ~10⁻⁵ times the present atmospheric level (PAL; Pavlov and Kasting 2002).

The GOE is also broadly associated with the ~2.3 to 2.0 Ga Lomagundi ‘event,’ a large magnitude and long-lived positive C isotope excursion that is globally expressed in marine carbonates (Karhu and Holland 1996). Conventional interpretations of shifts towards heavy carbonates require enhanced removal of isotopically light organic C (*e.g.*, Kump and Arthur 1999). Assuming O₂-producing cyanobacteria were ecologically dominant, elevated organic burial implies a correspondingly large O₂ release to the atmosphere (*e.g.*, Karhu and Holland 1996)—potentially resulting in O₂ levels as high as ~12x the modern atmospheric O₂ inventory during the Lomagundi event by some estimates (Rybacki et al 2016). Indeed, several additional geochemical records suggest elevated atmospheric *p*O₂ at this time (Scott et al 2008; Planavsky et al 2012; Partin et al 2013; Hardisty et al 2014).

Despite major oxygenation during the GOE, Earth’s oxygenation was neither stepwise nor unidirectional. It appears that O₂ levels fell precipitously in the wake of the Lomagundi event (*e.g.*, Planavsky et al 2012; Partin et al 2013). This ‘oxygen overshoot’ is not well understood. One possibility is that oxygenation was initially perpetuated by positive feedbacks involving acid weathering as the first large-scale oxidation of crustal sulfides by atmospheric O₂ generated sulfuric acid, enhancing nutrient fluxes to the ocean and favoring continued O₂ accumulation via organic carbon burial (Bekker and Holland 2012; Konhauser et al 2011). Then, eventual deoxygenation may have been driven by the exposure and oxidation of the reduced C that was sequestered during the Lomagundi event (Bekker and Holland 2012; Kump et al 2011). Even more enigmatically, atmospheric O₂ remained low during the ensuing mid-Proterozoic (~1.8 to 0.8 Ga; Cole et al 2016; Planavsky et al 2014b)—failing to achieve near modern levels, or even potentially remotely detectable levels (Reinhard et al 2017a), for much more than a billion years after the GOE and nearly 2.5 billion years after the origin of oxygenic photosynthesis.

2.3. Oxygen during Earth’s middle chapter

The mid-Proterozoic world has traditionally been envisaged as an intermediate state between the Archean and Phanerozoic, with O₂ levels that were a significant fraction of modern (*i.e.*, ~1-40% PAL; see Kump 2008). The upper limit is based on the atmospheric *p*O₂ conditions for which deep-ocean anoxia is maintained in a simple box model (Canfield 1998), and thus it carries considerable uncertainty embedded in unknowns regarding the marine biological pump at that time, among other factors. The lower limit reflects estimates of the O₂ levels that would be necessary to retain insoluble Fe³⁺ during weathering following the GOE—in stark contrast with the Archean scenario, where Fe was mobile as Fe²⁺ during weathering (*e.g.*, Rye and Holland 1998). These calculations based on paleosols (ancient soils), however, are imprecise and require independent constraints on *p*CO₂ in order to approximate *p*O₂. Given these uncertainties, Fe³⁺ retention in paleosols is compatible with O₂ levels that are

substantially lower than the frequently cited 1% threshold (Pinto and Holland 1988; Zbinden et al 1988). In combination with improved constraints suggesting lower levels of CO₂ during the Proterozoic (Kah and Riding 2007; Mitchell and Sheldon 2010; Sheldon 2006; see **Section 3**), the lower limit of ~1% PAL O₂ based on paleosols is almost certainly too high.

New isotopic proxies now suggest that O₂ levels were much lower than 1% PAL, and perhaps less than 0.1% PAL, until ~800 million years ago (Planavsky et al 2014b). This new upper limit, which is substantially lower than the tenuous lower limits based on paleosols, is obtained from the absence of chromium (Cr) isotope fractionation in Proterozoic marine sediments (Frei et al 2009; Planavsky et al 2014b; Cole et al 2016). Chromium isotope fractionation is imparted during redox transformations involving Mn oxides, which themselves require free O₂ for formation (Frei et al 2009 but see Johnson et al 2013 for a conflicting view); thus, the absence of Cr isotope fractionation speaks to the potential for exceptionally low *p*O₂ in the Proterozoic weathering environment despite the oxidative immobilization of Fe as insoluble Fe³⁺.

Table 1. Atmospheric O₂ constraints for each geologic eon

Eon	Constraints (xPAL)		Notes
	<i>Min.</i>	<i>Max.</i>	
Archean	10 ⁻¹²	10 ⁻⁵	The minimum estimate arises from abiotic photochemical production of O ₂ (1); the maximum derives from the persistence of MIF-S (2), but transient excursions to higher <i>p</i> O ₂ (3) are allowed (4).
mid-Proterozoic	<i>Incl.</i>	10 ⁻⁵ 10 ⁻¹	The minimum is constrained by absence of MIF-S (2); the maximum is likely constrained by the absence of Cr isotope fractionation (5), but is difficult to reconcile with photochemical models (6).
	<i>Pref.</i>	10 ⁻⁵ 10 ⁻³	
Phanerozoic	10 ⁻¹	2	The minimum and maximum values here reflect temporal variability rather than ambiguities in proxy interpretation as above (7).

*By convention, *p*O₂ is expressed with respect to the present atmospheric level (PAL) of O₂: 0.21 atm. Minimum and maximum values are provided for inclusive and preferred ranges where divergent constraints exist. Inclusive ranges correspond to the grey boxes in **Fig. 1** whereas preferred ranges are highlighted with colored boxes. The numbered references within the table correspond to: (1) Kasting et al 1979; (2) Pavlov and Kasting 2002; (3) Anbar et al 2007; (4) Reinhard et al 2013b; (5) Planavsky et al 2014b; (6) Claire et al 2006; (7) Berner 1999.*

Distinguishing between low and very low O₂ levels, although geochemically nuanced, is biologically significant. If atmospheric O₂ was <<1% modern levels in the Proterozoic, the ocean would have been characterized by a spatially and temporally patchy O₂ landscape that was more similar to the Archean ocean than conditions during the Phanerozoic (Olson et al 2013; Reinhard et al 2016; **Fig. 1b**). In this scenario, the shallow ocean would have been poorly buffered against nighttime and seasonal anoxia despite local accumulation of photosynthetic O₂ (Reinhard et al 2016). Indeed, the persistence of limited iodate (IO₃⁻) incorporation into marine carbonates is best explained by spatially heterogeneous and/or temporally unstable ocean oxygenation and the possibility of frequent anoxia and even H₂S in the shallowest ocean (Hardisty et al 2017). Such an environment may explain the delayed diversification of eukaryotes after their early origin ~1.7-1.6 Ga (Gilleaudeau and Kah 2015; Knoll 2014; Knoll and Nowak 2017).

A patchy O₂ landscape in space and time, rather than uniformly low concentrations in the surface ocean, may also explain the absence of animals at this time (Planavsky et al 2014b; Reinhard et al 2016), given that the earliest animals would have required very low levels of O₂ (Butterfield 2009; D Mills et al 2014; Sperling et al 2013). It is also worth noting that at these low levels, production of O₃ from O₂ is impacted (Kasting and Donahue 1980). Ineffective UV filtering by O₃, and thus elevated fluxes of DNA-damaging UV at the Earth's surface, may have limited the complexity of terrestrial ecosystems throughout the Proterozoic while also having important implications for the photochemical stability of key greenhouse gases (Arney et al 2016; Olson et al 2016b; see **Section 4**).

Despite an increasingly complete view of Proterozoic O₂ dynamics through the lens of geochemical proxies, we still lack a mechanistic model for stabilizing atmospheric O₂ at the levels implied by the proxy records. In particular, <<1 % modern *p*O₂ is difficult to reconcile with photochemical models that predict small fluctuations in O₂ fluxes around this low baseline should result in either runaway oxygenation to ~10% modern or collapse to pre-GOE levels (Claire et al 2006; Goldblatt et al 2006; Zahnle et al 2006). Notably, however, these models lack dynamic boundary conditions; that is, they do not allow for changing O₂ fluxes in response to evolving saturation conditions or the possibility that biological O₂ production responds to ambient O₂—and thus these models preclude potential negative feedbacks that would tend to stabilize *p*O₂ (Olson et al 2016a). Indeed, several authors suggest mechanisms by which Proterozoic O₂ production may be modulated by O₂-induced micro- or macronutrient limitation (Anbar and Knoll 2002; Fennel et al 2005; Laakso and Schrag 2014; Olson et al 2016a; Reinhard et al 2013c, 2017b). Reconciling geochemical evidence for low atmospheric *p*O₂ with comprehensive models for stability of the O₂ cycle is a frontier for current research. Nevertheless, it is clear that atmospheric O₂ levels during Earth's middle age were distinct from those before and after in Earth history.

2.4. Neoproterozoic oxygen dynamics and the rise of animals

Following this interval of apparent biogeochemical stasis marked by low O₂, it is widely believed that there was a Neoproterozoic Oxidation Event (NOE) analogous to the Paleoproterozoic GOE (*e.g.*, Campbell and Squire 2010; Canfield et al 2007; Sahoo et al 2012). Unlike the GOE, however, the timing and magnitude of oxygenation in the Neoproterozoic is poorly constrained (Och and Shields-Zhou 2012). This transition is

traditionally depicted as a step increase in O_2 in the Neoproterozoic (see Fig. 2 from Kump 2008), but it likely occurred in several stages (Fike et al 2006). Beginning at ~ 0.8 Ga, Cr isotopes are persistently fractionated in marine sediments—suggesting a permanent, but modest, increase in atmospheric O_2 above the very low pO_2 threshold at which oxidative Cr cycling is enabled (Cole et al 2016; Planavsky et al 2014b). Meanwhile, there was a persistence of anoxic conditions in the deep ocean despite rising O_2 in the atmosphere (Canfield et al 2008; Dahl et al 2011; Johnston et al 2013; Li et al 2010; Sperling et al 2015b). Superimposed on these broad steps of oxygenation are suggestions of a dynamic redox environment in which transient pulses of oxygenation, analogous to pre-GOE whiffs, apparently punctuate a broadly anoxic background throughout the Neoproterozoic (Li et al 2015; McFadden et al 2008; Sahoo et al 2016; but see Lau et al 2016). A terminal oxygenation event in which near modern pO_2 was finally achieved has yet to be identified, but it now seems this transition likely occurred well into the Phanerozoic (<542 million years ago (Ma); Johnston et al 2013; Sperling et al 2015b)—perhaps as late as the Devonian (419-359 Ma) with the rise of land plants (Dahl et al 2010; Lenton et al 2016; Wallace et al 2017).

Table 2. Oceanic O_2 constraints for each geologic eon

Eon	Constraints (μM)			Notes
		Min.	Max.	
Archean	Surf.	0	10	The Archean ocean was anoxic, with the possible exception of oxygen oases in productive regions of the shallow ocean following the origin of oxygenic photosynthesis (1). The maximum value here represents a local, rather than global, maximum.
	Deep	0	0	
mid-Proterozoic	Surf.	0	25	The shallow portions of the Proterozoic ocean were heterogeneously oxygenated, both spatially and temporally (2), while the deep oceans remained anoxic (3). The range of surface ocean values shown here brackets both spatial and temporal variability.
	Deep	0	0	
Phanerozoic	Surf.	25	500	The surface ocean range here is calculated based on the assumption of equilibrium sea-air exchange for pO_2 between 10-200% modern (Table 1). The O_2 content of the ocean dramatically increased in the Phanerozoic (4), but the redox landscape of the subsurface ocean is spatially and temporally variable—independent of atmospheric pO_2 trends (e.g., 5).
	Deep	0	500	

Unlike O_2 in the atmosphere, dissolved O_2 is strongly heterogeneous in the ocean, which mixes over much longer timescales. Whereas the surface ocean is a site of net O_2 production via photosynthesis, O_2 consumption by respiration dominates in the dark, subsurface ocean—further amplifying the potential for heterogeneity. The numbered references within the table correspond to: (1) Olson et al 2013; (2) Reinhard et al 2016; (3) Dahl et al 2011; (4) Dahl et al 2010; (5) Owens et al 2013.

Meanwhile, although O₂ is accepted as a prerequisite for animal life on Earth, the relationship between Earth's dynamic oxygenation history and the emergence of animals remains controversial (see Sperling et al 2015a). Nonetheless, there are several intriguing associations that are worth noting. First, a major diversification of eukaryotes is roughly coincident with the first hints of Neoproterozoic oxygenation at ~0.8 Ga (Knoll 2014; Planavsky et al 2014b). In the Ediacaran (645-541 Ma), episodes of microfossil diversification may also correlate with pulses of oxygenation (Li et al 2015; McFadden et al 2008). Morphological and behavioral complexity, both requiring relatively high levels of O₂, finally emerge in the late Ediacaran (*e.g.*, Droser and Gehling 2015), perhaps as long as 100 million years or more after the earliest molecular traces of simple animals with comparatively low O₂ requirements (Love et al 2009; D Mills et al 2014)—and coincident with yet another oxygenation event or series of events (Hardisty et al 2017; Li et al 2017; Sahoo et al 2016; Wallace et al 2017).

Although the data are not definitive regarding an O₂ threshold for the emergence of animals on Earth, the existing data do suggest that, at minimum, O₂ availability was an important constraint on the tempo and mode of their subsequent diversification. Thus, quantification of O₂ in exoplanetary atmospheres may provide constraints on the likelihood of biospheric progression towards complex multicellularity. However, we do not yet know (1) why atmospheric O₂ levels remained persistently low during the mid-Proterozoic or (2) how atmospheric O₂ eventually achieved modern levels. Until we fully understand whether pervasive oxygenation is an inevitable outcome, or even a likely consequence, of oxygenic photosynthesis, it is difficult to assess the likelihood of detecting O₂ as a biosignature in an exoplanet atmosphere (Gebaur et al 2017; Reinhard et al 2017a). Without a predictive model for planetary oxygenation, the likelihood of complex multicellularity and even intelligence beyond Earth also remains unconstrained (see Catling et al 2005).

2.5. Continued oxygen evolution in the Phanerozoic

Following the achievement of near modern levels, O₂ has remained sufficiently high to support the emergence of increasingly diverse and complex life and ecologies. As for the Proterozoic, however, persistent oxygenation does not imply invariance; dynamic variability has continued throughout the Phanerozoic and has actually increased in absolute magnitude over time compared to the Precambrian. Most notably, the Carboniferous Period (359-299 Ma), named for its globally extensive coal deposits (*i.e.*, extensive organic C burial) and known for its prevalence of gigantism among insects (Graham et al 1995), is thought to have been a time of particularly high atmospheric *p*O₂, likely approaching ~0.4 atm (35% of the atmosphere after correcting for the increase in total pressure)—which is nearly double the modern level (Berner 1999). We acknowledge that the coarse spatial and temporal scales over which our sparse proxy record integrates likely mask similar fluctuations in Precambrian *p*O₂ over many orders of magnitude around the low baseline level, albeit of much smaller absolute magnitude compared to the shifts of the high *p*O₂ Phanerozoic. Put another way, even the small seasonal oscillation in atmospheric *p*O₂ that occurs today reflects a change in O₂ that is of similar magnitude to the entire O₂ content of the mid-Proterozoic atmosphere (Keeling and Shertz 1992; Planavsky et al 2014b). In addition to sorting out the enigmatic details of O₂ cycle stability during each geologic eon, future work constraining the magnitude, timescales, and biogeochemical implications of O₂ fluctuations within each eon will be important for remotely characterizing exoplanetary environments because

atmospheric spectra will ultimately yield single snapshots with similar limitations as our geochemical proxy reconstructions.

3. Carbon dioxide, climate regulation, and enduring habitability

Despite similar starting conditions, Venus, Earth, and Mars have had very different climatic fates. The Earth has avoided succumbing to either an irreversible glaciation or a runaway greenhouse—despite episodes of extreme, low-latitude glaciation and intervals of dramatic warming against a backdrop of continuously increasing solar luminosity (*e.g.*, Evans et al 1997). This remarkable stability of Earth's climate, and thus Earth's persistent habitability, depends on long-term climate stabilization via feedbacks involving atmospheric CO₂ (Walker et al 1981). In this section, we examine the climate regulation mechanisms that operate on Earth—and likely on other habitable worlds (Kasting et al 1993). We also discuss the geological controls on atmospheric CO₂ levels, and we review existing proxy constraints on CO₂ through time (**Fig. 3a**).

3.1. The faint young Sun paradox

The Sun was substantially dimmer when Earth formed (*e.g.*, Gough 1981). If Earth had always had its current atmosphere, Earth would have been extensively glaciated for at least the first ~2.5 billion years of its history (Sagan and Mullen 1972). Of course, this icy past is in conflict with evidence for liquid water shortly following the Moon-forming impact, as early as 4.4 Ga (Valley et al 2002), as well as a general absence of Archean glacial deposits—implying surface temperatures that were similar to or perhaps greater than today's. Indeed, geochemical proxies suggest the early Earth was modestly warmer (Blake et al 2010; Hren et al 2009). Several other authors have argued for a very hot Archean climate (Garcia et al 2017; Knauth and Lowe 2003; Robert and Chaussidon 2006), but the geochemical and biochemical evidence for hot, rather than warm, conditions remains controversial (Kasting et al 2006; Hren et al 2009). In either case, reconciling stellar evolution with an ancient climate that was warmer than today likely requires that the magnitude of greenhouse warming was much greater during Earth's early history (Newman and Rood 1977; Owen et al 1979; Sagan and Mullen 1972; Walker et al 1981). Recognizing that Earth's early atmosphere was reducing and lacked O₂, Sagan and Mullen (1972) suggested that enhanced greenhouse warming by ammonia (NH₃) could have compensated for reduced solar luminosity. This scenario, however, is problematic because NH₃ is photochemically unstable and lacks natural sources that are sufficient to sustain large atmospheric concentrations; instead, it is more likely that CO₂ levels were much higher because, unlike NH₃, geological sources (*e.g.*, volcanism) provide large fluxes of CO₂ to the atmosphere (Owen et al 1979; Kasting 1993; Walker et al 1981; Walker 1990).

3.2. The silicate weathering thermostat

The warming potential of CO₂ is regulated by a negative feedback through the temperature dependence of silicate weathering kinetics (Walker et al 1981). Whereas low temperatures result in low weathering rates and limited CO₂ drawdown, high temperatures support high weathering rates and enhanced CO₂ drawdown. In this classic scenario, low surface

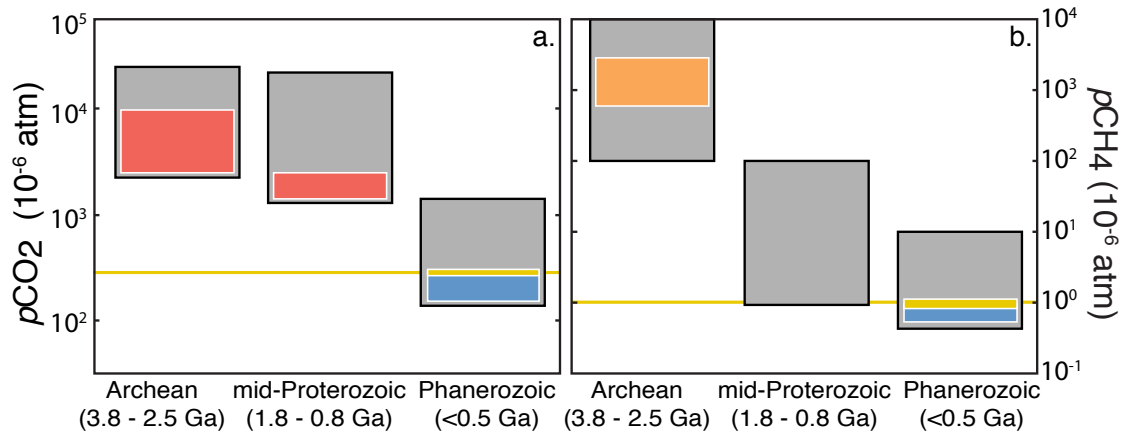


Figure 3. Greenhouse constraints through Earth history. For each geological eon, grey boxes represent inclusive ranges for model and proxy-based constraints on atmospheric $p\text{CO}_2$ (a) and $p\text{CH}_4$ (b). The minimum and maximum values for each grey box are specified in **Table 3** for CO_2 and **Table 4** for CH_4 . The colored bars represent preferred ranges corresponding to constraints from specific proxies discussed in the text, including: paleosols (red), organic haze (orange), ice core records (for the last 800,000 years (Loulergue et al 2008; Luthi et al 2008); light blue), and Mauna Loa observations (since 1958 for CO_2 (e.g., Keeling 1976) and since 1983 for CH_4 (Dlugokencky et al 1994); yellow).

temperatures and sluggish weathering kinetics allow CO_2 levels to increase naturally to compensate for the faint young Sun, thus maintaining clement conditions on the early Earth. This feedback also provides a mechanism for Earth's recovery from low-latitude glaciation: continued release of volcanic CO_2 during the glacial event allows atmospheric CO_2 to build up to very high levels when extensive ice coverage suppresses subaerial silicate weathering (Hoffman et al 1998 but see Le Hir et al 2008). Conversely, high CO_2 in the wake of deglaciation would stimulate high weathering rates—ultimately drawing down CO_2 and re-stabilizing climate. This powerful feedback thus regulates Earth's surface temperature, forms the basis of our understanding of long-term habitability of Earth, and underlies the definition of exoplanetary habitable zones, which guide our search for life elsewhere (Kasting et al 1993; Kopparapu et al 2013).

There are, however, several complications that currently preclude confident prediction of ancient CO_2 levels strictly as a function of solar luminosity and volcanic outgassing rates (see Krissansen-Totton and Catling 2017). Although conceptually simple, the operation of the weathering thermostat has necessarily changed through time. On the earliest Earth, continental area was dramatically lower than today. This reduction of subaerially exposed silicates may impact the effectiveness of the coupling between temperature and CO_2 drawdown via continental weathering while also limiting the accumulation of carbon in shelf sediments (Lee et al 2016; Walker 1990). Meanwhile, the coupling between seafloor weathering and atmospheric CO_2 is poorly constrained (e.g., Sleep and Zahnle 2001), with some models suggesting that CO_2 consumption during seafloor alteration may be more strongly controlled by Earth's thermal and tectonic evolution than Earth's atmospheric composition (Brady and Gislason 1997; Krissansen-Totton and Catling 2017). There are divergent models for the growth of the continents (reviewed by Cawood et al 2013), but most

suggest significant continent formation in the late Archean (*e.g.*, Belousova et al 2010; Dhuime et al 2012)—and some model scenarios suggest that the areal extent of exposed continental crust continued increasing through the late Proterozoic (Condi and Aster 2010; Hawkesworth et al 2016). Furthermore, the weatherability of continental crust is unlikely to have been static throughout the development of terrestrial ecosystems (*e.g.*, Volk 1987). In particular, the impact of land plants, which are a recent evolutionary development (Kenrick and Crane 1997), must be considered (Lenton and Watson 2004). Thus, CO₂ drawdown via silicate weathering at a particular temperature has necessarily, but not straightforwardly, changed through time as the balance of seafloor and continental weathering has evolved and as Earth's subaerially exposed crust has become colonized by progressively more complex ecosystems (B Mills et al 2014).

3.3. Geological constraints on carbon dioxide through time

Despite these complications, the expectation that ancient $p\text{CO}_2$ was higher in Earth's distant past than today is generally validated by geochemical proxies. Early analyses of Archean soils (paleosols) suggested $p\text{CO}_2$ less than $\sim 40,000 \mu\text{atm}$ based on the absence of ferrous carbonate minerals (Rye et al 1995). Meanwhile, the formation of ferrous carbonate minerals in weathering rinds of 3.2 Ga Archean river gravels imply CO₂ levels greater than $\sim 2,500 \mu\text{atm}$ (Hessler et al 2004). In sum, these data likely constrain Archean $p\text{CO}_2$ to $\sim 10\text{-}140\times$ modern pre-industrial levels of $280 \mu\text{atm}$. More recently, updated calculations yield somewhat lower values, instead suggesting $p\text{CO}_2$ between $\sim 10\text{-}50\times$ pre-industrial levels and allowing for a declining trend through the Archean (Sheldon 2006; Driese et al 2011; for a conflicting view see Kanzaki and Murakami 2015).

The CO₂ levels permitted by these records, however, are much lower than what is required to compensate for reduced solar luminosity, suggesting that CO₂ was not sufficiently elevated to single handedly reconcile warm, apparently ice-free, conditions with the faint young Sun during the Archean (*e.g.*, Rye et al 1995). Inadequate warming by CO₂ does not imply that the silicate weathering feedback is not a powerful regulator of climate; instead, assuming that the proxy records have been correctly interpreted, the mismatch between Archean $p\text{CO}_2$ reconstructions and climate models indicates that there are other factors that positively influenced the Archean Earth's radiative budget. For example, higher atmospheric pressure may have amplified greenhouse warming via pressure broadening (Goldblatt et al 2009), but this scenario is incompatible with proxy records that suggest lower total atmospheric pressure in the Archean (Marty et al 2013; Som et al 2016; see **Section 5**). Alternatively, reduced continental area on the early Earth may have resulted in lower planetary albedo, which would have helped to warm the early Earth by limiting the reflection of solar energy (Rosing et al 2010). However, even complete removal of today's reflective land mass is likely to be insufficient to maintain temperatures similar to or greater than modern (Goldblatt and Zahnle 2011b). Differences in cloud structure and coverage may also modestly contribute to reduced planetary albedo, but reduced cloud reflectivity is also unlikely to completely compensate for reduced solar luminosity (Goldblatt and Zahnle 2011a). It seems the most promising scenarios for Archean warmth require either a combination of many small influences or much higher abundances of other greenhouse gases—particularly CH₄ (Kasting 2005; Kharecha et al 2005; Pavlov et al 2000, 2001; see **Section 4**).

In the Proterozoic, there are also geological indications of modestly elevated $p\text{CO}_2$. The morphological complexity of Proterozoic microfossils suggests $p\text{CO}_2$ of 10-200x PAL (Kaufman and Xiao 2003), but the fossil record also suggests that Proterozoic cyanobacteria utilized carbon-concentration mechanisms to fix CO_2 (Kah and Riding 2007). The need to concentrate CO_2 intracellularly probably limits environmental $p\text{CO}_2$ to less than 7-10x pre-industrial levels (Kah and Riding 2007), in good agreement with the paleosol records (Mitchell and Sheldon 2010; Sheldon 2006, 2013).

Table 3. Atmospheric CO_2 constraints for each geologic eon

Eon	Constraints (μatm)		Notes
	<i>Min.</i>	<i>Max.</i>	
Archean	<i>Incl.</i>	2500 40000	The inclusive minimum and maximum constraints come from river gravels and paleosols, respectively (1, 2). The likely maximum reflects a refined paleosol constraint using updated methodology (3). The range in $p\text{CO}_2$ results from ambiguities in proxy records as well as secular decline (4).
	<i>Pref.</i>	2500 15000	
mid-Proterozoic	<i>Incl.</i>	1400 28000	The minimum value reflects a minimum reported upper estimate rather than a true lower bound (5); the inclusive maximum value is inferred from microfossil morphology (6) whereas the likely maximum is derived from paleosols (7). The range results from ambiguities in proxy records as well as secular decline.
	<i>Pref.</i>	1400 2800	
Phanerozoic		200 2800	The Phanerozoic CO_2 history is well constrained (8); the range of values presented here reflects temporal variability in $p\text{CO}_2$. Despite a nonlinear trajectory, this record is broadly compatible with secular decline since the Archean (4).

Here $p\text{CO}_2$ is expressed in units of μatm as plotted in **Fig 3**, whereas paleo- $p\text{CO}_2$ constraints are often expressed as a multiple of the pre-industrial atmospheric level (PAL) in the Precambrian literature and/or ppmv in the more recent past. We have converted to μatm from PAL assuming $p\text{CO}_2 = 280 \mu\text{atm}$, unless otherwise specified by the original authors. Note that in the recent past for which total pressure has been 1 atm, 1 μatm is synonymous with 1 ppmv—but this equivalence is invalid for most of Earth history because total atmospheric pressure has changed substantially (see **Fig. 4b**) and we have thus avoided use of ppmv here. Minimum and maximum values are provided for inclusive and preferred ranges where divergent constraints exist. Inclusive ranges correspond to the grey boxes in **Fig. 3a** whereas preferred ranges are highlighted with colored boxes. The numbered references within the table refer to: (1) Hessler et al 2004 (2) Rye et al 1995; (3) Sheldon 2006; (4) Walker et al 1981; (5) Mitchell and Sheldon 2010; (6) Kaufman and Xiao 2003; (7) Sheldon 2013; (8) Royer et al 2004.

As during the Archean, the CO₂ levels permitted by these records are probably insufficient to compensate for a less luminous sun without enhanced contribution from another greenhouse gas. Again, CH₄ is historically the most popular candidate (Catling et al 2002; Pavlov et al 2003; Fiorella and Sheldon 2017), but whereas abundant CH₄ is likely during the Archean (*e.g.*, Kharecha et al 2005), a CH₄ greenhouse is in conflict with several recent models of the Proterozoic CH₄ cycle (Daines and Lenton 2016; Laakso and Schrag 2017; Olson et al 2016b). N₂O is also a possible warming agent at this time (Buick 2007; Roberson et al 2011), but elevated N₂O is incompatible with some existing constraints on atmospheric O₂ due to the lack of associated photochemical shielding effects (Planavsky et al 2014b). Thus, despite significant progress, the faint young Sun paradox is not yet fully resolved for a broad swath of Earth history—and the mid-Proterozoic offers particular challenges. See **Section 4** for further discussion of CH₄ and its role in the Precambrian climate system.

In the Phanerozoic, a diverse collection of proxy records constrain atmospheric CO₂, including paleosols (*e.g.*, Cerling 1991), isotopic records (*e.g.*, Freeman and Hayes 1992), leaf stomatal distributions (Van der Burgh et al 1993; McElwain and Chaloner 1995), and ice cores (Luthi et al 2008). These records are generally in good agreement with results from well-established carbon cycle models, including GEOCARB (*e.g.*, Berner and Kothavala 2001) and COPSE (Bergman et al 2004). In combination, the proxies and models suggest that *p*CO₂ has fluctuated within a factor of ~10 during the Phanerozoic (see compilation by Royer et al 2004). Although Phanerozoic *p*CO₂ evolution has not been unidirectional, modern (pre-industrial) CO₂ levels are among the lowest in Earth history—a result that is consistent with the expectation that *p*CO₂ has broadly declined as solar luminosity has unidirectionally increased. Given several significant deviations from an idealized decreasing trajectory, however, it is clear that evolving solar luminosity is not the only important lever on atmospheric *p*CO₂. As discussed above, geophysical and tectonic influences (*e.g.*, continental area, paleogeography, seafloor spreading rate, continental collision; see Raymo and Ruddiman 1992) and biological innovation (*e.g.*, the rise of land plants) are significant factors that may have profound impacts on atmospheric *p*CO₂ and Earth's climate dynamics. Thus, refining our understanding of the complexities of climate regulation on Earth—including the important roles of continent formation and exposure above the seas, mountain building, volcanism, and other first-order tectonic process—is integral to recognizing the diversity of worlds on which negative feedbacks provide long-term climate stability and delineating the distribution of habitable environments in the Universe.

4. A hazy role for methane in Earth's climate system

Methane is currently a trace constituent (~1 μatm) of Earth's atmosphere—but despite its low concentration, CH₄ is a critical component of the climate system. The atmospheric abundance and greenhouse contribution of CH₄ has changed significantly through time (*e.g.*, Kasting 2005). In this section, we review (1) the controls on CH₄ fluxes to the atmosphere, (2) model and geological constraints on atmospheric CH₄ levels through time (**Fig. 3b**), and (3) the role of atmospheric CH₄ in climate modulation and long-term maintenance of habitability on Earth. These controls, while discussed in an Earth context, could be universally relevant.

4.1. Methane as a climate savior in the Archean

As discussed in **Section 3**, warming by CH₄ is widely invoked to reconcile existing CO₂ constraints with ice-free conditions on the early Earth, particularly in the Archean. Indeed, elevated CH₄ during the Archean is an attractive solution to the faint young Sun paradox because:

- (1) biological CH₄ production, methanogenesis, is an ancient metabolism (Ueno et al 2006), and an anaerobic Archean biosphere may have had a high potential for CH₄ production (Kharecha et al 2005),
- (2) abiotic sources of CH₄ (*e.g.*, volcanism, serpentinization, comets) may have been large early in Earth history, despite representing only 0.4% of the modern CH₄ source to the atmosphere (Emmanuel and Ague 2007),
- (3) climatically significant CH₄ accumulation is possible, even for modest CH₄ fluxes, in the absence of atmospheric O₂ (Pavlov et al 2000), and
- (4) the collapse of CH₄ may provide a mechanistic link between oxidation and glaciation as seen during the Paleoproterozoic (Pavlov et al 2000, 2001; Zahnle et al 2006).

Several models attempt to place lower and upper limits on Archean CH₄. Pavlov et al (2000) estimated a lower limit of 100 μatm by calculating the CH₄ level that would be necessary to reconcile clement conditions with independent constraints on Archean $p\text{CO}_2$ (**Section 3**). It has since become clear that this early calculation overestimated the potential warming from CH₄ and thus underestimated the amount of CH₄ necessary (Byrne and Goldblatt 2015; Haqq-Misra et al 2008). An alternative approach for estimating Archean $p\text{CH}_4$ is to calculate the CH₄ levels that arise from a reasonable CH₄ flux to the atmosphere given independent constraints on $p\text{O}_2$. If the CH₄ flux to the Archean atmosphere was similar to the modern CH₄ flux (Kharecha et al 2005), low O₂ conditions in the atmosphere would have permitted $p\text{CH}_4$ similar to 1,000 μatm in the Archean (Pavlov et al 2000, 2001), compared to ~ 1 μatm in the pre-industrial atmosphere. If CH₄ fluxes were modestly higher than today, CH₄ levels up to 35,000 μatm may be possible (Kharecha et al 2005).

Despite these expectations for high CH₄ levels, it has been challenging to confirm suspicions of elevated atmospheric CH₄ because conventional proxies for CH₄ are sensitive to local CH₄ oxidation within the ocean rather than global CH₄ accumulation in the atmosphere. For example, isotopically light carbonates or organic C may indicate extensive biological oxidation or assimilation of CH₄, respectively, within marine sediments because CH₄ is strongly depleted in heavy ¹³C relative to other C substrates (*e.g.*, Eigenbrode and Freeman 2006; Williford et al 2016). Although these proxies allow us to confidently identify signals of CH₄ recycling in sedimentary archives, these proxies ultimately provide very limited insight to the global abundance of CH₄ in the atmosphere.

Recently, however, anomalous S isotope fractionation may finally provide indirect constraints on atmospheric CH₄ levels (*e.g.*, Izon et al 2017). There are striking variations in the structure of the MIF-S record in the several hundred million years prior to the abrupt disappearance of MIF-S from the sedimentary archive during the GOE (Izon et al 2015, 2017; Kurzweil et al 2013; Thomazo et al 2009, 2013; Zerkle et al 2012). Some of the variability immediately prior to the GOE may be attributable to whiffs of O₂ that could impact both the production and preservation of MIF-S (Reinhard et al 2009), but the majority of the

fluctuations are not readily attributable to increases in atmospheric O₂. Instead, some S isotope deviations may signify attenuation of UV radiation by an organic haze (Izon et al 2015, 2017; Kurzweil et al 2013; Thomazo et al 2009, 2013; Zerkle et al 2012), similar to that of Saturn's icy moon, Titan (*e.g.*, Trainer et al 2006).

Polymerization of atmospheric CH₄ to form an organic haze requires atmospheric CH₄:CO₂ ratios in excess of ~0.2 (Trainer et al 2006). If *p*CO₂ can be independently constrained by the Archean paleosol record, it is possible to estimate a lower limit for *p*CH₄ sufficient to prompt haze formation. If the lower estimates of Archean *p*CO₂ (~10x PAL) are correct, the existence of a haze suggests CH₄ levels of at least ~600 μ atm; if *p*CO₂ was higher (~50x PAL), correspondingly higher CH₄ levels of ~3,000 μ atm are implied (see Izon et al 2017 for a similar calculation). In either scenario, the existence of a haze is consistent with CH₄ fluxes similar to modern (Kharecha et al 2005).

Table 4. Atmospheric CH₄ constraints for each geologic eon

Eon	Constraints (μ atm)		Notes	
	<i>Min.</i>	<i>Max.</i>		
Archean	<i>Incl.</i>	100	35000	The inclusive range is based on early calculations of the minimum levels of CH ₄ necessary to compensate for the FYS (1) and the maximum <i>p</i> CH ₄ resulting from reasonable biological fluxes (2). The preferred range is updated to reflect isotopic evidence for biologically modulated organic haze that implies a CH ₄ :CO ₂ ratio near 0.2 (3).
	<i>Pref.</i>	600	3000	
mid-Proterozoic	<i>Incl.</i>	1	100	The difference between the inclusive and likely maximum values here are the result of differing assumptions regarding the efficiency of CH ₄ oxidation by the marine biosphere in models of the CH ₄ cycle (4,5).
	<i>Pref.</i>	1	10	
Phanerozoic		0.4	10	The Phanerozoic CH ₄ history is relatively well constrained; the range of values presented here reflects modeled temporal variability in <i>p</i> CH ₄ (6).

Here *p*CH₄ is expressed in units of μ atm as plotted in **Fig 3b**, whereas paleo-*p*CH₄ constraints are often expressed in units of ppmv. Although in 1 μ atm is equivalent to 1 ppmv when total pressure is 1atm, we avoided the use of ppmv here given the likelihood that total atmospheric pressure has changed significantly throughout Earth history (see **Fig. 4b**). Minimum and maximum values are provided for inclusive and preferred ranges where divergent constraints exist. Inclusive ranges correspond to the grey boxes in **Fig. 3b** whereas preferred ranges are highlighted with colored boxes. The numbered references within the table refer to: (1) Izon et al 2017; (2) Kharecha et al 2005; (3) Pavlov et al 2001; (4) Pavlov et al 2003; (5) Olson et al 2016b; (6) Beerling et al 2009.

Isotopic evidence for an organic haze may also provide an upper limit on Archean $p\text{CH}_4$. At increasingly elevated $\text{CH}_4:\text{CO}_2$ ratios, the resulting haze becomes increasingly thick. The maximum thickness of the haze is ultimately limited because organic hazes attenuate the UV radiation that is required for hydrocarbon polymerization—and are thus photochemically self-shielding (Arney et al 2016). The thickness of the haze may be further limited by negative biogeochemical feedbacks because as the haze becomes optically thick, further increases in CH_4 have a net cooling, rather than warming, effect on the Earth and methanogenesis is positively correlated with temperature (Domagal-Goldman et al 2008; Pavlov et al 2001). If the haze is sustained by biogenic CH_4 , the abundance of CH_4 , the thickness of the haze, and global temperatures are therefore regulated by a negative feedback in which very high levels of atmospheric CH_4 disfavor high levels of CH_4 production (Domagal-Goldman et al 2008; Pavlov et al 2001). If the source of atmospheric CH_4 was dominantly geological rather than biological (*e.g.*, from seafloor serpentinization), and thus insensitive to surface temperature, the persistence of a haze anti-greenhouse over geological timescales would encourage an increase in CO_2 as the result of lower temperatures and reduced silicate weathering rates—thus stabilizing the $\text{CH}_4:\text{CO}_2$ ratio, haze thickness, and global temperatures independent of CH_4 levels (Domagal-Goldman et al 2008; Pavlov et al 2001). Geochemical records, however, suggest episodic rather than continuous haze formation in the late Archean, implying a biological rather than geological control on haze development (Izon et al 2017; Thomazo 2009, 2013; Zerkle et al 2012). This distinction is important because, given the feedback between temperature and CH_4 production, a biologically modulated haze is likely incompatible with CH_4 in significant excess of $\sim 1,000$ μatm on long-term average assuming reasonable estimates of late Archean $p\text{CO}_2$.

Intriguingly, the most recent generation of general circulation models (GCMs) can achieve warm Archean climates at CH_4 levels of $\sim 1,000$ μatm assuming $p\text{CO}_2$ near the upper limit of paleosol constraints (Byrne and Goldblatt 2015; Charnay et al 2013; Wolf and Toon 2013). It is encouraging that the CH_4 levels that could explain both warm and hazy conditions are achievable without invoking extreme CH_4 fluxes (Izon et al 2017). Thus, it seems, at least for now, that disparate lines of reasoning have converged to constrain late Archean $p\text{CH}_4$ to several hundred to a few thousand μatm , while resolving the long-standing faint young Sun paradox (but see Laakso and Schrag 2017 for a contrasting view).

Although these relatively high levels of CH_4 are incompatible with significant accumulation atmospheric O_2 , the high $p\text{CH}_4$ implied by a haze would favor H escape via CH_4 photolysis and thus irreversible planetary oxidation on geologic timescales with potential significance for Earth's oxygenation trajectory (Catling et al 2001; Izon et al 2017; Zahnle et al 2013). Meanwhile, high levels of CH_4 and the spectral fingerprints of a haze may also provide a remotely detectable biosignature for inhabited worlds lacking O_2 (Arney et al 2016, 2017).

4.2. Muted methane in the Proterozoic

Methane dynamics in the aftermath of the GOE and throughout the Proterozoic are more problematic than those for earlier time periods. The Paleoproterozoic saw severe, low-latitude glaciation (*e.g.*, Evans et al 1997). These glacial events are widely attributed to the loss of warming by CH_4 associated with the GOE, but it is not clear if atmospheric CH_4 collapsed as a consequence of oxygenation (Kopp et al 2005; Pavlov et al 2000, 2001)—or

if declining $p\text{CH}_4$ was itself the oxygenation trigger (Konhauser et al 2009; Zahnle et al 2006). In either case, CH_4 levels may have recovered following the GOE and the associated glaciations, owing to enhanced UV shielding by O_3 (a photochemical product of O_2), which would have resulted in a greater atmospheric lifetime for CH_4 despite the greater abundance of O_2 (Claire et al 2006; Goldblatt et al 2006). A greenhouse bolstered by CH_4 , therefore, may explain the lack of mid-Proterozoic glacial depositions—at any latitude (Evans et al 1997)—until more than a billion years later when O_2 appears to rise again in the Neoproterozoic (Catling et al 2002; Pavlov et al 2003). This scenario, however, demands O_2 levels that may be in conflict with recent $p\text{O}_2$ proxy records (Planavsky et al 2014b). If mid-Proterozoic atmospheric $p\text{O}_2$ was more modest than previously assumed (see **Section 2**), the atmospheric lifetime of CH_4 would not be extended by O_3 , and $p\text{CH}_4$ may have failed to recover following the GOE (Olson et al 2016b).

Independent of potential complications arising from low levels of atmospheric O_2 and ineffective O_3 shielding, persistently elevated CH_4 during the Proterozoic is also difficult to reconcile with the evolution of the marine biosphere. Pavlov et al (2003) calculated that CH_4 levels of $\sim 100\text{--}300\ \mu\text{atm}$ are possible during Proterozoic time, but their calculations assumed complete inhibition of methanotrophy as the result of limited oxidant (*e.g.*, O_2 , SO_4^{2-}) availability in the Proterozoic ocean. They estimated that the absence of methanotrophy would allow CH_4 fluxes to the atmosphere that exceeded the modern flux by more than a factor of 10. Although O_2 would have been restricted to the surface ocean at this time (Reinhard et al 2016), this assumption of negligible CH_4 oxidation by O_2 is invalid because oxygenated surface waters provide an effective barrier to the exchange of CH_4 from the deep ocean to the atmosphere (Daines and Lenton 2016). Furthermore, anaerobic methanotrophy coupled to SO_4^{2-} reduction efficiently destroys CH_4 at SO_4^{2-} concentrations that are much lower than those reconstructed for the Proterozoic ocean (Beal et al 2011; Kah et al 2004). Methane destruction may also be coupled to the reduction of Fe^{3+} (Beal et al 2009; Crowe et al 2011), which, unlike SO_4^{2-} , can be abundant even in the total absence of O_2 in the ocean-atmosphere system (*e.g.*, Konhauser 2002). Indeed, modern anoxic basins are a trivial source of CH_4 to the atmosphere despite substantial CH_4 production in sediments as the result of anaerobic CH_4 recycling (*e.g.*, Crowe et al 2011). Considering that the terrestrial environments that produce the greatest amounts of CH_4 today did not yet exist in the Proterozoic (but see Zhao et al 2017), it is reasonable to expect that the *net* biological source of CH_4 to the Proterozoic atmosphere might have been similar to or lower than modern, despite widespread marine anoxia and the likelihood of greater CH_4 production within the ocean (Bjerrum and Canfield 2011; Olson et al 2016b).

Perhaps then it is unsurprising that with each successive generation of improved biogeochemical and photochemical models, estimates of Proterozoic $p\text{CH}_4$ have unidirectionally declined, despite substantial differences in the construction and biases of each model. The most recent of these models suggest that $p\text{CH}_4$ was $<10\ \mu\text{atm}$ beyond the hazy Archean (Daines and Lenton 2016; Laakso and Schrag 2017; Olson et al 2016b)—and fully within the range of $p\text{CH}_4$ reconstructed for the Phanerozoic (Bartdorff et al 2008; Beerling et al 2009). Meanwhile, the inferred existence of an organic haze in the late Archean is the only evidence from the rock record for significantly elevated atmospheric $p\text{CH}_4$ at any point in Earth history. This paradigm shift from high CH_4 towards low CH_4 for the second half of Earth history requires reevaluation of the mechanisms responsible for ice-free

conditions despite a fainter Sun during Proterozoic time. Low baseline $p\text{CH}_4$ during the Proterozoic also calls into question existing models for oxidative CH_4 collapse as a driver for low-latitude glaciation in the Neoproterozoic (Olson et al 2016b; but see Laakso and Schrag (2017) for an alternate scenario). Most important to the purposes of this review, however, the absence of either significant CH_4 or O_2 during much of the Proterozoic also leaves us without an obvious atmospheric expression of planetary inhabitation (biosignature) for at least a billion years of Earth history and highlights the likelihood of false negatives in our search for life elsewhere (Reinhard et al 2017a).

4.3. Phanerozoic climate perturbations: methane as a double agent

With the eventual pervasive oxygenation of the ocean-atmosphere system, methanogenesis was relegated to increasingly rare oxidant-deficient marine environments. Methanogenesis occurs in reducing marine sediments today, but CH_4 produced in these environments does not readily evade anaerobic oxidation by SO_4^{2-} within sediment pore waters (*e.g.*, Reeburgh 2007), not unlike the Proterozoic scenario. Today and in the more recent past, biogenic CH_4 may be further isolated from the atmosphere by hundreds to thousands of meters of oxygenated seawater, severely limiting the CH_4 flux that evades oxidation in the ocean. Thus, excluding anthropogenic emissions, anaerobic terrestrial ecosystems (*e.g.*, wetlands) have dominated the biogenic CH_4 flux to the atmosphere during Phanerozoic time. Following the rise of land plants, model reconstructions suggest that $p\text{CH}_4$ was similar to modern, less than a few μatm , during much of the Phanerozoic (Bartdorff et al 2008; Beerling et al 2009), while ice core records reveal that $p\text{CH}_4$ has been less than 1 μatm for the last 800,000 years (Loulergue et al 2008).

Although steady state $p\text{CH}_4$ levels have been generally low and unremarkable since the GOE, transient pulses of CH_4 accumulation are likely and may be climatically significant. Whereas the climatic consequences of atmospheric CH_4 were modulated by a negative haze feedback in the Archean (Domagal-Goldman et al 2008; Pavlov et al 2001), under haze-free, Phanerozoic conditions CH_4 may participate in positive, destabilizing feedbacks in which CH_4 -induced warming triggers greater CH_4 release to the atmosphere (*e.g.*, Bjerrum and Canfield 2011). Furthermore, because the atmospheric CH_4 inventory, unlike $p\text{CO}_2$, is not buffered by steady-state exchange with the ocean, very rapid changes in the abundance of atmospheric CH_4 are possible (*e.g.*, Schrag et al 2002). Meanwhile, because atmospheric CH_4 levels have been low during Phanerozoic time (Bartdorff et al 2008; Beerling et al 2009), relatively large swings in temperature are possible for even modest changes in $p\text{CH}_4$ —particularly compared to the high CH_4 Archean scenario where strong short wave absorption limits warming by CH_4 at high concentrations (Byrne and Goldblatt 2015). Thus, in contrast with its role as a climate stabilizer in the Precambrian, CH_4 is typically cast as an environmental disruptor during Phanerozoic time. For example, transient pulses of CH_4 to the atmosphere are widely invoked to explain biological and climatic perturbation in the Phanerozoic, including mass extinctions and hyperthermal events (*e.g.*, Knoll et al 2007; Pancost et al 2007). The role of CH_4 in non-steady state climate dynamics remains an active area of research, and—given the stark contrast between CH_4 cycling in the first and second halves of Earth history—future investigations will need to elucidate the potential climatic role of CH_4 and its prospects as a biosignature under diverse exoplanetary conditions.

5. Nitrogen: Earth's climate system under pressure

Dinitrogen is not chemically reactive in the atmosphere. Even though N is a bioessential element, triply bonded N_2 is also metabolically inaccessible to most life on Earth. Nonetheless, N_2 is a critical component of Earth's habitability. Earth's dense N_2 atmosphere affects the warming potential of CO_2 and CH_4 via pressure broadening of their absorption bands, and thus contributes to the maintenance of atmospheric pressure and temperature conditions that are conducive to the persistence of liquid water at the Earth's surface.

Yet the history of atmospheric N_2 remains poorly constrained (*e.g.*, Wordsworth 2016). There are two primary reasons that significant uncertainties exist: (1) the possibility that pN_2 may have changed substantially over Earth's history was only recently recognized (Goldblatt et al 2009; Som et al 2016) and (2) reconstruction of pN_2 , which is effectively inert, is inherently challenging. Thus the magnitude, mechanisms, and consequences of this evolution are still under active investigation. In this section, we briefly review the existing constraints on atmospheric pN_2 and total atmospheric pressure throughout Earth history (**Fig. 4**) and discuss the processes that may drive long-term changes in pN_2 . We also highlight remaining questions and future research directions.

If N_2 was initially outgassed to the atmosphere following the Moon-forming impact, N_2 levels may have been high on the early Earth, perhaps 2-3x present atmospheric levels based on the apparent N content of the crust (Goldblatt et al 2009; Wordsworth and Pierrehumbert 2013). Proxy constraints for pN_2 are limited, but Marty et al. (2013) used N isotopes to constrain early Archean (3.5-3.0 Ga) pN_2 to 0.52-1.1 atm compared to 0.78 atm today. Thus, within the uncertainty of their study, ancient pN_2 may have been either modestly higher or lower than today.

Other approaches attempt to diagnose total atmospheric pressure rather than pN_2 specifically. If atmospheric pN_2 was unchanged through time, we would expect reduced Archean atmospheric pressure in the face of low O_2 and, correspondingly, a ~15-20% increase in atmospheric pressure over time arising from the long-term accumulation of O_2 and drawdown of CO_2 . Any evidence that suggests atmospheric pressure that is similar to or greater than modern on the early Earth, therefore, implies substantial changes in pN_2 even allowing for much higher pCO_2 . Alternatively, changes in pN_2 may also be implied if lower atmospheric pressures are observed—but the net change must be greater than that attributable to low O_2 alone.

One paleobarometric technique for constraining total atmospheric pressure involves fossil raindrop impressions (Som et al 2012). Based on the size distribution of raindrop craters, Som et al (2012) constrained total atmospheric pressure to less than 2 times modern, but likely similar to or lower than modern. Kavanagh and Goldblatt (2015) subsequently demonstrated that raindrop crater statistics are very sensitive to rainfall rate and are ultimately a poor reflection of overlying atmospheric pressure—suggesting that the Som et al (2012) data instead constrained atmospheric pressure to less than ~10 times modern levels. Raindrop impressions, therefore, cannot provide reasonable limits on ancient atmospheric pN_2 because the N_2 levels permitted by this proxy are similar to the combined N content of the atmospheric, oceanic, and crustal reservoirs today (Johnson and Goldblatt 2015).

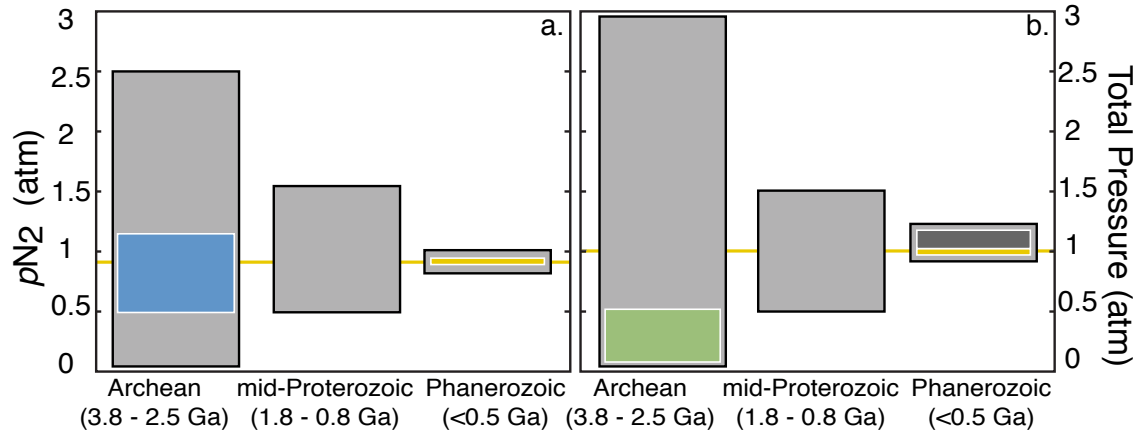


Figure 4. N_2 and pressure constraints through Earth history. For each geological eon, grey boxes represent inclusive ranges for model and proxy based constraints on pN_2 (a) and total atmospheric pressure (b). The colored bars represent preferred ranges corresponding to constraints from specific proxies discussed in the text, including: N isotopes (blue), basalt vesicles (green), and ice core records (light blue). As elsewhere, yellow line denotes modern pN_2 and total pressure. Total pressure generally tracks N_2 abundance, but the dark grey box in (b) represents elevated surface pressure due to very high O_2 during the Carboniferous (see Fig. 1a). In the Archean, the apparent incompatibility of pN_2 and total pressure constraints may be reconciled by considering the temporal separation between the pN_2 constraints (3.5-3.0 Ga; Marty et al 2013) and the total pressure constraints (2.7 Ga; Som et al 2016); these complementary datasets may suggest a secular decline in atmospheric pressure during the Archean eon (e.g., Stüeken et al 2016).

What may be a more robust approximation of Archean atmospheric pressure ~ 2.7 Ga comes from vesicles in basalts (Som et al 2016). The volume of bubbles escaping from lavas is sensitive to the overlying pressure, thus allows determination of atmospheric pressure if elevation can be independently constrained (Sahagian and Maus 1994). In this light, the size distribution of vesicles in Archean basalts erupted at sea level suggest that total pressure was no more than half of modern, implying pN_2 was limited to $\sim 60\%$ modern, or ~ 0.5 atm, after accounting for the absence of O_2 in the Archean atmosphere (Som et al 2016).

To date, no other constraints exist for either total atmospheric pressure or pN_2 in the Archean. The existing datasets may suggest decreasing atmospheric pN_2 and atmospheric pressure throughout the Archean, but additional data will be necessary to improve confidence in this interpretation. Declining pN_2 likely requires enhanced N burial in marine sediments in significant excess of modern burial fluxes, either as ammonium (NH_4^+) adsorbed to clay minerals or as organic N (Stüeken et al 2016). The former is difficult to reconcile with N isotope evidence for NH_4^+ scarcity (Stüeken et al 2015b); the latter is challenged by the C isotope record (e.g., Krissansen-Totton et al 2015). By either scenario, atmospheric pN_2 would be expected to recover throughout the Proterozoic because globally extensive denitrification provides an efficient mechanism for returning fixed N to the atmosphere—consistent with existing constraints on the O_2 landscape of the Proterozoic ocean (Koehler et al 2017; Olson et al 2016a; Reinhard et al 2016, 2017b; Stüeken et al 2016). That said, pN_2 constraints for the Proterozoic are lacking. Despite major uncertainty in the detailed trajectory of N_2 evolution, the existing data highlight the likelihood that total atmospheric

pressure and pN_2 have changed through time and the possibility this evolution may not have been unidirectional (Zerkle and Mikhail 2017).

Dinitrogen is also likely to be an important ingredient for habitability elsewhere. As on early Earth, quantifying pN_2 in an exoplanet's atmosphere will be challenging because N_2 lacks standard vibrational-rotational absorption features. However, it is possible that significant levels of N_2 ($pN_2 > \sim 0.5$ atm) may be fingerprinted via N_2 - N_2 collision induced absorption (CIA) at 4.3 μm (Schwieterman et al 2015), though planetary characterization at this wavelength may be difficult. Not only would detection of this signal provide context for evaluating an exoplanet's surface pressure and liquid water stability, detection of N_2 - N_2 CIA may preclude abiogenic O_2 accumulation on planets with low levels of non-condensing gases (e.g., Wordsworth and Pierrehumbert 2014). In other words, quantifying N_2 may be useful for both exoplanet habitability and biosignature studies—strongly motivating continued investigation of the coevolution of life and pN_2 throughout Earth's history (Stüeken et al 2016).

6. Concluding remarks

Not surprisingly, Earth's atmosphere is not static. Nearly every aspect of the atmosphere, both physical and compositional, has changed throughout our 4.5-billion-year history. Some of these changes have been critical to the long-term maintenance of Earth's habitability (e.g., dynamic CO_2 adjustment; Walker et al 1981). Others have been a consequence—but not necessarily a direct reflection—of Earth's inhabitation (e.g., protracted oxygenation; Lyons et al 2014). Ultimately, Earth's modern atmosphere is not representative of broad swaths of Earth's history and it is not a terminal state. The early Earth provides many examples of what a habitable planet looks like, and Earth's atmosphere and biosphere will continue to co-evolve with its solid interior and the Sun.

Projecting many million to a few billion years into Earth's future, CO_2 will continue to decline in response to continuously increasing solar luminosity (Caldeira and Kasting 1992; Lovelock and Whitfield 1982; but see Lenton and von Bloh 2001). Although major uncertainties exist regarding chemical and climatic regulation mechanisms in Earth history, O_2 will likely decline as CO_2 and temperature conditions preclude photosynthetic land plants (O'Malley-James et al 2013). The dynamics of a possible return to an anaerobic biosphere are unclear, however, given that continued H escape can permanently oxidize a planet (Catling et al 2001; Zahnle et al 2013). In particular, the potential role of CH_4 in regulating climate as CO_2 feedbacks eventually fail is unknown. Meanwhile, we might expect that the inevitable reduction in surface pressure that would arise as the result of waning O_2 may initially provide a mechanism to extend Earth's habitability by reducing the magnitude of greenhouse warming (Goldblatt et al 2009). If anaerobic biospheres have a greater capacity to draw down N_2 (Stüeken et al 2016), however, very low surface pressure may instead accelerate the end of Earth's habitability by exacerbating water loss via H escape in the face of a brightening sun (Wordsworth and Pierrehumbert 2014).

Models for Earth's future atmospheric evolution and the longevity of Earth's biosphere will undoubtedly benefit from continued investigation of the feedbacks that modulated

atmospheric composition on the early Earth and proxy reconstructions of atmospheric physicochemical parameters in Earth's past. In particular, improved models for oxygen oases and 'whiffs' of O₂ prior to the GOE, as well as O₂ stabilization during the mid-Proterozoic, may inform models for the dynamics of eventual planetary deoxygenation and the demise of complexity. Meanwhile, continued examination of CH₄ hazes and CH₄ cycling in redox-stratified, Proterozoic-like biospheres will be useful for predicting future climate dynamics as CO₂ feedbacks collapse. In parallel, studies of the long-term exchange of N₂ between Earth's atmosphere and mantle, as well as the role of plate tectonics, will provide critical, yet under appreciated, context for projecting the fate of Earth's biosphere and the limits of habitability on Earth-like planets.

Ultimately, the many Alternative Earths discussed here provide a remarkable catalog of possible planetary states, spanning an extraordinary range of chemical, climatic, and tectonic conditions—and having broad relevance for the diversity of habitable exoplanetary environments. Unraveling the details of Earth system evolution, both past and future, will provide key insight to the mechanics of long-term habitability and will guide our search for life beyond our own planet.

Acknowledgements

The authors gratefully acknowledge support from the NASA Astrobiology Institute, including support from the Alternative Earths team under Cooperative Agreement Number NNA15BB03A and the Virtual Planetary Laboratory under Cooperative Agreement Number NNA13AA93A. EWS also acknowledges support from the NASA Postdoctoral Program, administered by the Universities Space Research Association.

References

- Abramov O, Mojzsis SJ (2009) Microbial habitability of the Hadean Earth during the late heavy bombardment. *Nature* 459:419–422. doi: 10.1038/nature08015
- Alvarez LW, Alvarez W, Asaro F, Michel HV (1980) Extraterrestrial Cause for the Cretaceous-Tertiary Extinction. *Science* 208:1095–1108. doi: 10.1126/science.208.4448.1095
- Anbar AD, Duan Y, Lyons TW, et al (2007) A whiff of oxygen before the Great Oxidation Event? *Science* 317:1903–1906. doi: 10.1126/science.1140325
- Anbar AD, Knoll AH (2002) Proterozoic Ocean Chemistry and Evolution: A Bioinorganic Bridge? *Science* 297:1137. doi: 10.1126/science.1069651
- Arney G, Domagal-Goldman SD, Meadows VS, et al (2016) The Pale Orange Dot: The Spectrum and Habitability of Hazy Archean Earth. *Astrobiology* 16:873–899. doi: 10.1089/ast.2015.1422
- Arney G, Domagal-Goldman SD, Meadows VS (2017) Organic Haze as a Biosignature in Anoxic Earth-like Atmospheres. *Astrobiology*. doi: 10.1089/ast.2017.1666
- Bartdorff O, Wallmann K, Latif M, Semenov V (2008) Phanerozoic evolution of atmospheric methane. *Global Biogeochem Cycles*. doi: 10.1029/2007GB002985
- Beal EJ, Claire MW, House CH (2011) High rates of anaerobic methanotrophy at low sulfate concentrations with implications for past and present methane levels. *Geobiology* 9:131–139. doi: 10.1111/j.1472-4669.2010.00267.x
- Beal EJ, House CH, Orphan VJ (2009) Manganese- and iron-dependent marine methane oxidation. *Science* 325:184–187.
- Beerling D, Berner RA, Mackenzie FT, et al (2009) Methane and the CH₄ related greenhouse effect over the past 400 million years. *American Journal of Science* 309:97–113. doi: 10.2475/02.2009.01
- Bekker A, Holland HD (2012) Oxygen overshoot and recovery during the early Paleoproterozoic. *Earth and Planetary Science Letters* 317–318:295–304. doi: 10.1016/j.epsl.2011.12.012

- Bell EA, Boehnke P, Harrison TM, Mao WL (2015) Potentially biogenic carbon preserved in a 4.1 billion-year-old zircon. *Proceedings of the National Academy of Sciences* 112:14518–14521. doi: 10.1073/pnas.1517557112
- Belousova EA, Kostitsyn YA, Griffin WL, et al (2010) The growth of the continental crust: Constraints from zircon Hf-isotope data. *Lithos* 119:457–466. doi: 10.1016/j.lithos.2010.07.024
- Bergman NM, Lenton TM, Watson AJ (2004) COPSE: A new model of biogeochemical cycling over Phanerozoic time. *American Journal of Science* 304:397–437. doi: 10.2475/ajs.304.5.397
- Berner RA (1999) Atmospheric oxygen over Phanerozoic time. *Proceedings of the National Academy of Sciences* 96:10955–10957. doi: 10.1073/pnas.96.20.10955
- Berner RA, Kothavala Z (2001) Geocarb III: A Revised Model of Atmospheric CO₂ over Phanerozoic Time. *American Journal of Science* 301:182–204. doi: 10.2475/ajs.301.2.182
- Bjerrum CJ, Canfield DE (2011) Towards a quantitative understanding of the late Neoproterozoic carbon cycle. *Proceedings of the National Academy of Sciences* 108:5542–5547. doi: 10.1073/pnas.1101755108
- Blake RE, Chang SJ, Lepland A (2010) Phosphate oxygen isotopic evidence for a temperate and biologically active Archean ocean. *Nature* 464:1029–1032. doi: 10.1038/nature08952
- Brady PV, Gislason SR (1997) Seafloor weathering controls on atmospheric CO₂ and global climate. *Geochimica et Cosmochimica Acta* 61:965–973.
- Buick R (2007) Did the Proterozoic “Canfield Ocean” cause a laughing gas greenhouse? *Geobiology* 5:97–100. doi: 10.1111/j.1472-4669.2007.00110.x
- Buick R (2008) When did oxygenic photosynthesis evolve? *Philos Trans R Soc Lond B Biol Sci* 363:2731. doi: 10.1098/rstb.2008.0041
- Butterfield NJ (2009) Oxygen, animals and oceanic ventilation: an alternative view. *Geobiology* 7:1–7. doi: 10.1111/j.1472-4669.2009.00188.x
- Byrne B, Goldblatt C (2015) Diminished greenhouse warming from Archean methane due to solar absorption lines. *Clim Past* 11:559–570. doi: 10.5194/cp-11-559-2015
- Caldeira K, Kasting JF (1992) The life-span of the biosphere revisited. *Nature* 360:721–723. doi: 10.1038/360721a0
- Campbell IH, Squire RJ (2010) The mountains that triggered the Late Neoproterozoic increase in oxygen: The Second Great Oxidation Event. *Geochimica et Cosmochimica Acta* 74:4187–4206. doi: 10.1016/j.gca.2010.04.064
- Canfield DE (1998) A new model for Proterozoic ocean chemistry. *Nature* 396:450–453. doi: 10.1038/24839
- Canfield DE, Poulton SW, Knoll AH, et al (2008) Ferruginous Conditions Dominated Later Neoproterozoic Deep-Water Chemistry. *Science* 321:949. doi: 10.1126/science.1154499
- Canfield DE, Poulton SW, Narbonne GM (2007) Late-Neoproterozoic deep-ocean oxygenation and the rise of animal life. *Science* 315:92–95.
- Catling, David C, Zahnle, Kevin J, McKay, Christopher P (2002) What Caused the Second Rise of O₂ in the Late Proterozoic? Methane, Sulfate, and Irreversible Oxidation. *Astrobiology* 4:569.
- Catling DC, Glein CR, Zahnle KJ, McKay CP (2005) Why O₂ Is Required by Complex Life on Habitable Planets and the Concept of Planetary “Oxygenation Time.” *Astrobiology* 5:415–438. doi: 10.1089/ast.2005.5.415
- Catling DC, Zahnle KJ, McKay CP (2001) Biogenic methane, hydrogen escape, and the irreversible oxidation of early Earth. *Science* 293:839–843. doi: 10.1126/science.1061976
- Cawood PA, Hawkesworth CJ, Dhuime B (2013) The continental record and the generation of continental crust. *Geological Society of America Bulletin* 125:14–32. doi: 10.1130/B30722.1
- Cerling TE (1991) Carbon dioxide in the atmosphere; evidence from Cenozoic and Mesozoic Paleosols. *American Journal of Science* 291:377–400. doi: 10.2475/ajs.291.4.377
- Charnay B, Forget F, Wordsworth R, et al (2013) Exploring the faint young Sun problem and the possible climates of the Archean Earth with a 3-D GCM. *J Geophys Res Atmos* 118:10,414–10,431. doi: 10.1002/jgrd.50808
- Claire MW, Catling DC, Zahnle KJ (2006) Biogeochemical modelling of the rise in atmospheric oxygen. *Geobiology* 4:239–269. doi: 10.1111/j.1472-4669.2006.00084.x
- Cole DB, Reinhard CT, Wang X, et al (2016) A shale-hosted Cr isotope record of low atmospheric oxygen during the Proterozoic. *Geology* 44:555–558. doi: 10.1130/G37787.1

- Condie KC, Aster RC (2010) Episodic zircon age spectra of orogenic granitoids: The supercontinent connection and continental growth. *Precambrian Research* 180:227–236. doi: 10.1016/j.precamres.2010.03.008
- Crowe SA, Katsev S, Leslie K, et al (2011) The methane cycle in ferruginous Lake Matano. *Geobiology* 9:61–78. doi: 10.1111/j.1472-4669.2010.00257.x
- Czaja AD, Johnson CM, Roden EE, et al (2012) Evidence for free oxygen in the Neoproterozoic ocean based on coupled iron–molybdenum isotope fractionation. *Geochimica et Cosmochimica Acta* 86:118–137.
- Dahl TW, Canfield DE, Rosing MT, et al (2011) Molybdenum evidence for expansive sulfidic water masses in ~ 750Ma oceans. *Earth and Planetary Science Letters* 311:264–274.
- Dahl TW, Hammarlund EU, Anbar AD, et al (2010) Devonian rise in atmospheric oxygen correlated to the radiations of terrestrial plants and large predatory fish. *Proceedings of the National Academy of Sciences* 107:17911–17915.
- Daines SJ, Lenton TM (2016) The effect of widespread early aerobic marine ecosystems on methane cycling and the Great Oxidation. *Earth Planet Sci Lett* 434:42–51. doi: 10.1016/j.epsl.2015.11.021
- Dhuime B, Hawkesworth CJ, Cawood PA, Storey CD (2012) A Change in the Geodynamics of Continental Growth 3 Billion Years Ago. *Science* 335:1334–1336. doi: 10.1126/science.1216066
- Di Giulio M (2007) The universal ancestor and the ancestors of Archaea and Bacteria were anaerobes whereas the ancestor of the Eukarya domain was an aerobe. *Journal of Evolutionary Biology* 20:543–548. doi: 10.1111/j.1420-9101.2006.01259.x
- Dlugokencky E, Masaire K, Lang P, et al (1994) A dramatic decrease in the growth rate of atmospheric methane in the northern hemisphere during 1992. *Geophysical Research Letters* 21:45–48.
- Domagal-Goldman SD, Kasting JF, Johnston DT, Farquhar J (2008) Organic haze, glaciations and multiple sulfur isotopes in the Mid-Archean Era. *Earth Planet Sci Lett* 269:29–40. doi: 10.1016/j.epsl.2008.01.040
- Driese SG, Jirsa MA, Ren M, et al (2011) Neoproterozoic paleoweathering of tonalite and metabasalt: Implications for reconstructions of 2.69Ga early terrestrial ecosystems and paleoatmospheric chemistry. *Precambrian Research* 189:1–17. doi: 10.1016/j.precamres.2011.04.003
- Droser ML, Gehling JG (2015) The advent of animals: The view from the Ediacaran. *Proceedings of the National Academy of Sciences* 112:4865–4870. doi: 10.1073/pnas.1403669112
- Duan Y, Anbar AD, Arnold GL, et al (2010) Molybdenum isotope evidence for mild environmental oxygenation before the Great Oxidation Event. *Geochimica et Cosmochimica Acta* 74:6655–6668. doi: 10.1016/j.gca.2010.08.035
- Eigenbrode JL, Freeman KH (2006) Late Archean rise of aerobic microbial ecosystems. *Proceedings of the National Academy of Sciences* 103:15759–15764. doi: 10.1073/pnas.0607540103
- Emmanuel S, Ague JJ (2007) Implications of present-day abiogenic methane fluxes for the early Archean atmosphere. *Geophys Res Lett*. doi: 10.1029/2007GL030532
- Evans DA, Beukes NJ, Kirschvink JL (1997) Low-latitude glaciation in the Palaeoproterozoic era. *Nature* 386:262–266. doi: 10.1038/386262a0
- Farquhar J, Bao H, Thieme M (2000) Atmospheric Influence of Earth's Earliest Sulfur Cycle. *Science* 289:756. doi: 10.1126/science.289.5480.756
- Farquhar J, Zerkle AL, Bekker A (2011) Geological constraints on the origin of oxygenic photosynthesis. *Photosynthesis Research* 107:11–36. doi: 10.1007/s11120-010-9594-0
- Fennel K, Follows M, Falkowski PG (2005) The co-evolution of the nitrogen, carbon and oxygen cycles in the Proterozoic ocean. *American Journal of Science* 305:526–545. doi: 10.2475/ajs.305.6-8.526
- Fike DA, Grotzinger JP, Pratt LM, Summons RE (2006) Oxidation of the Ediacaran Ocean. *Nature* 444:744–747. doi: 10.1038/nature05345
- Fiorella RP, Sheldon ND (2017) Equable end Mesoproterozoic climate in the absence of high CO₂. *Geology* 45:231–234. doi: 10.1130/G38682.1
- Fischer WW, Hemp J, Johnson JE (2016) Evolution of Oxygenic Photosynthesis. *Annual Review of Earth and Planetary Sciences* 44:647–683. doi: 10.1146/annurev-earth-060313-054810
- Freeman KH, Hayes JM (1992) Fractionation of carbon isotopes by phytoplankton and estimates of ancient CO₂ levels. *Global Biogeochem Cycles* 6:185–198. doi: 10.1029/92GB00190
- Frei R, Gaucher C, Poulton SW, Canfield DE (2009) Fluctuations in Precambrian atmospheric oxygenation recorded by chromium isotopes. *Nature* 461:250–253. doi: 10.1038/nature08266
- Gaillard F, Scaillet B, Arndt NT (2011) Atmospheric oxygenation caused by a change in volcanic degassing pressure. *Nature* 478:229–U112. doi: 10.1038/nature10460

- Garcia AK, Schopf JW, Yokobori S, et al (2017) Reconstructed ancestral enzymes suggest long-term cooling of Earth's photic zone since the Archean. *Proceedings of the National Academy of Sciences* 114:4619–4624. doi: 10.1073/pnas.1702729114
- Garvin J, Buick R, Anbar AD, et al (2009) Isotopic Evidence for an Aerobic Nitrogen Cycle in the Latest Archean. *Science* 323:1045–1048. doi: 10.1126/science.1165675
- Gebauer S, Grenfell JL, Stock JW, et al (2017) Evolution of Earth-like Extrasolar Planetary Atmospheres: Assessing the Atmospheres and Biospheres of Early Earth Analog Planets with a Coupled Atmosphere Biogeochemical Model. *Astrobiology* 17:27–54. doi: 10.1089/ast.2015.1384
- Gilleaudeau GJ, Kah LC (2015) Heterogeneous redox conditions and a shallow chemocline in the Mesoproterozoic ocean: Evidence from carbon-sulfur-iron relationships. *Precambrian Research* 257:94–108. doi: 10.1016/j.precamres.2014.11.030
- Godfrey LV, Falkowski PG (2009) The cycling and redox state of nitrogen in the Archean ocean. *Nature Geosci* 2:725–729. doi: 10.1038/ngeo633
- Goldblatt C, Claire MW, Lenton TM, et al (2009) Nitrogen-enhanced greenhouse warming on early Earth. *Nat Geosci* 2:891–896. doi: 10.1038/NGEO692
- Goldblatt C, Lenton TM, Watson AJ (2006) Bistability of atmospheric oxygen and the Great Oxidation. *Nature* 443:683–686. doi: 10.1038/nature05169
- Goldblatt C, Zahnle KJ (2011a) Clouds and the Faint Young Sun Paradox. *Climate of the Past* 7:203–220. doi: 10.5194/cp-7-203-2011
- Goldblatt C, Zahnle KJ (2011b) Faint young Sun paradox remains. *Nature* 474:E1–E1. doi: 10.1038/nature09961
- Gough DO (1981) Solar interior structure and luminosity variations. *Sol Phys* 74:21–34. doi: 10.1007/BF00151270
- Graham JB, Aguilar NM, Dudley R, Gans C (1995) Implications of the late Palaeozoic oxygen pulse for physiology and evolution. *Nature* 375:117–120. doi: 10.1038/375117a0
- Haqq-Misra JD, Domagal-Goldman SD, Kasting PJ, Kasting JF (2008) A Revised, Hazy Methane Greenhouse for the Archean Earth. *Astrobiology* 8:1127–1137. doi: 10.1089/ast.2007.0197
- Hardisty DS, Lu Z, Bekker A, et al (2017) Perspectives on Proterozoic surface ocean redox from iodine contents in ancient and recent carbonate. *Earth Planet Sci Lett* 463:159–170. doi: 10.1016/j.epsl.2017.01.032
- Hardisty DS, Lu Z, Planavsky NJ, et al (2014) An iodine record of Paleoproterozoic surface ocean oxygenation. *Geology* 42:619–622. doi: 10.1130/G35439.1
- Hawkesworth CJ, Cawood PA, Dhuime B (2016) Tectonics and crustal evolution. *GSA Today* 26:4–11. doi: 10.1130/GSATG272A.1
- Herman EK, Kump LR (2005) Biogeochemistry of microbial mats under Precambrian environmental conditions: a modelling study. *Geobiology* 3:77–92. doi: 10.1111/j.1472-4669.2005.00048.x
- Hessler AM, Lowe DR, Jones RL, Bird DK (2004) A lower limit for atmospheric carbon dioxide levels 3.2 billion years ago. *Nature* 428:736–738. doi: 10.1038/nature02471
- Hoffman PF, Kaufman AJ, Halverson GP, Schrag DP (1998) A Neoproterozoic Snowball Earth. *Science* 281:1342. doi: 10.1126/science.281.5381.1342
- Hohmann-Marriott MF, Blankenship RE (2012) The Photosynthetic World. In: Eaton-Rye JJ, Tripathy BC, Sharkey TD (eds) *Photosynthesis*. Springer Netherlands, Dordrecht, pp 3–32
- Hren MT, Tice MM, Chamberlain CP (2009) Oxygen and hydrogen isotope evidence for a temperate climate 3.42 billion years ago. *Nature* 462:205–208. doi: 10.1038/nature08518
- Izon G, Zerkle AL, Williford KH, et al (2017) Biological regulation of atmospheric chemistry en route to planetary oxygenation. *Proceedings of the National Academy of Sciences* 114:E2571–E2579. doi: 10.1073/pnas.1618798114
- Izon G, Zerkle AL, Zhelezinskaia I, et al (2015) Multiple oscillations in Neoarchaeon atmospheric chemistry. *Earth and Planetary Science Letters* 431:264–273. doi: 10.1016/j.epsl.2015.09.018
- Johnson B, Goldblatt C (2015) The nitrogen budget of Earth. *Earth-Science Reviews* 148:150–173.
- Johnson JE, Gerpheide A, Lamb MP, Fischer WW (2014) O₂ constraints from Paleoproterozoic detrital pyrite and uraninite. *Geological Society of America Bulletin*. doi: 10.1130/B30949.1
- Johnson JE, Webb SM, Thomas K, et al (2013) Manganese-oxidizing photosynthesis before the rise of cyanobacteria. *Proceedings of the National Academy of Sciences* 110:11238–11243. doi: 10.1073/pnas.1305530110

- Johnston DT, Poulton SW, Tosca NJ, et al (2013) Searching for an oxygenation event in the fossiliferous Ediacaran of northwestern Canada. *Chemical Geology* 362:273–286. doi: 10.1016/j.chemgeo.2013.08.046
- Kah LC, Lyons TW, Frank TD (2004) Low marine sulphate and protracted oxygenation of the Proterozoic biosphere. *Nature* 431:834–838. doi: 10.1038/nature02974
- Kah LC, Riding R (2007) Mesoproterozoic carbon dioxide levels inferred from calcified cyanobacteria. *Geology* 35:799–802. doi: 10.1130/G23690A.1
- Kanzaki Y, Murakami T (2015) Estimates of atmospheric CO₂ in the Neoproterozoic-Paleoproterozoic from paleosols. *Geochimica et Cosmochimica Acta* 159:190–219. doi: 10.1016/j.gca.2015.03.011
- Karhu JA, Holland HD (1996) Carbon isotopes and the rise of atmospheric oxygen. *Geology* 24:867. doi: 10.1130/0091-7613(1996)024<0867:CIATRO>2.3.CO;2
- Kasting JF (1993) Earth's early atmosphere. *Science* 259:920–926. doi: 10.1126/science.11536547
- Kasting JF (2005) Methane and climate during the Precambrian era. *Precambrian Res* 137:119–129. doi: 10.1016/j.precamres.2005.03.002
- Kasting JF (2006) Paleoclimates, ocean depth, and the oxygen isotopic composition of seawater. *Earth Planet Sci Lett* 252:82–93. doi: 10.1016/j.epsl.2006.09.029
- Kasting JF, Donahue TM (1980) The evolution of atmospheric ozone. *J Geophys Res* 85:3255–3263. doi: 10.1029/JC085iC06p03255
- Kasting JF, Liu SC, Donahue TM (1979) Oxygen levels in the prebiological atmosphere. *J Geophys Res* 84:3097–3107. doi: 10.1029/JC084iC06p03097
- Kasting JF, Whitmire DP, Reynolds RT (1993) Habitable Zones around Main Sequence Stars. *Icarus* 101:108–128. doi: 10.1006/icar.1993.1010
- Kaufman AJ, Xiao SH (2003) High CO₂ levels in the Proterozoic atmosphere estimated from analyses of individual microfossils. *Nature* 425:279–282. doi: 10.1038/nature01902
- Kavanagh L, Goldblatt C (2015) Using raindrops to constrain past atmospheric density. *Earth and Planetary Science Letters* 413:51–58. doi: 10.1016/j.epsl.2014.12.032
- Keeling CD, Bacastow RB, Bainbridge AE, et al (1976) Atmospheric carbon dioxide variations at Mauna Loa Observatory, Hawaii. *Tellus* 28:538–551. doi: 10.1111/j.2153-3490.1976.tb00701.x
- Keeling RF, Shertz SR (1992) atmospheric oxygen and implications for the global carbon cycle. *Nature* 358:27.
- Kendall B, Creaser RA, Reinhard CT, et al (2015) Transient episodes of mild environmental oxygenation and oxidative continental weathering during the late Archean. *Sci Adv*. doi: 10.1126/sciadv.1500777
- Kendall B, Reinhard CT, Lyons TW, et al (2010) Pervasive oxygenation along late Archean ocean margins. *Nature Geosci* 3:647–652. doi: 10.1038/ngeo942
- Kenrick P, Crane PR (1997) The origin and early evolution of plants on land. *Nature* 389:33–39. doi: 10.1038/37918
- Kharecha P, Kasting J, Siefert J (2005) A coupled atmosphere–ecosystem model of the early Archean Earth. *Geobiology* 3:53–76. doi: 10.1111/j.1472-4669.2005.00049.x
- Knauth LP, Lowe DR (2003) High Archean climatic temperature inferred from oxygen isotope geochemistry of cherts in the 3.5 Ga Swaziland Supergroup, South Africa. *Geological Society of America Bulletin* 115:566–580. doi: 10.1130/0016-7606(2003)115<0566:HACTIF>2.0.CO;2
- Knoll AH (2014) Paleobiological Perspectives on Early Eukaryotic Evolution. *Cold Spring Harbor Perspectives in Biology*. doi: 10.1101/cshperspect.a016121
- Knoll AH, Bambach RK, Payne JL, et al (2007) Paleophysiology and end-Permian mass extinction. *Earth and Planetary Science Letters* 256:295–313. doi: 10.1016/j.epsl.2007.02.018
- Knoll AH, Nowak MA (2017) The timetable of evolution. *Sci Adv*. doi: 10.1126/sciadv.1603076
- Koehler MC, Stüeken EE, Kipp MA, et al (2017) Spatial and temporal trends in Precambrian nitrogen cycling: A Mesoproterozoic offshore nitrate minimum. *Geochimica et Cosmochimica Acta* 198:315–337. doi: 10.1016/j.gca.2016.10.050
- Konhauser KO, Hamade T, Raiswell R, et al (2002) Could bacteria have formed the Precambrian banded iron formations? *Geology* 30:1079–1082. doi: 10.1130/0091-7613(2002)030<1079:CBHFTP>2.0.CO;2
- Konhauser KO, Lalonde SV, Planavsky NJ, et al (2011) Aerobic bacterial pyrite oxidation and acid rock drainage during the Great Oxidation Event. *Nature* 478:369. doi: 10.1038/nature10511
- Konhauser KO, Pecoits E, Lalonde SV, et al (2009) Oceanic nickel depletion and a methanogen famine before the Great Oxidation Event. *Nature* 458:750–753. doi: 10.1038/nature07858

- Kopp RE, Kirschvink JL, Hilburn IA, Nash CZ (2005) The Paleoproterozoic snowball Earth: A climate disaster triggered by the evolution of oxygenic photosynthesis. *Proceedings of the National Academy of Sciences* 102:11131–11136. doi: 10.1073/pnas.0504878102
- Kopparapu RK, Ramirez R, Kasting JF, et al (2013) Habitable zones around main-sequence stars: new estimates. *Astrophysical Journal* 765:131. doi: 10.1088/0004-637X/765/2/131
- Krissansen-Totton J, Buick R, Catling DC (2015) A statistical analysis of the carbon isotope record from the Archean to Phanerozoic and implications for the rise of oxygen. *American Journal of Science* 315:275–316. doi: 10.2475/04.2015.01
- Krissansen-Totton J, Catling DC (2017) Constraining climate sensitivity and continental versus seafloor weathering using an inverse geological carbon cycle model. *Nature Communications* 8:15423.
- Kump LR (2008) The rise of atmospheric oxygen. *Nature* 451:277–278. doi: 10.1038/nature06587
- Kump LR, Arthur MA (1999) Interpreting carbon-isotope excursions: carbonates and organic matter. *Chemical Geology* 161:181–198.
- Kump LR, Barley ME (2007) Increased subaerial volcanism and the rise of atmospheric oxygen 2.5 billion years ago. *Nature* 448:1033–1036. doi: 10.1038/nature06058
- Kump LR, Junium C, Arthur MA, et al (2011) Isotopic Evidence for Massive Oxidation of Organic Matter Following the Great Oxidation Event. *Science* 334:1694. doi: 10.1126/science.1213999
- Kump LR, Kasting JF, Crane RG (2010) The earth system, 3rd ed. Prentice Hall, San Francisco
- Kurzweil F, Claire M, Thomazo C, et al (2013) Atmospheric sulfur rearrangement 2.7 billion years ago: Evidence for oxygenic photosynthesis. *Earth and Planetary Science Letters* 366:17–26. doi: 10.1016/j.epsl.2013.01.028
- Kurzweil F, Wille M, Gantert N, et al (2016) Manganese oxide shuttling in pre-GOE oceans – evidence from molybdenum and iron isotopes. *Earth and Planetary Science Letters* 452:69–78. doi: 10.1016/j.epsl.2016.07.013
- Laakso TA, Schrag DP (2017) A theory of atmospheric oxygen. *Geobiology* 15:366–384. doi: 10.1111/gbi.12230
- Laakso TA, Schrag DP (2014) Regulation of atmospheric oxygen during the Proterozoic. *Earth Planet Sci Lett* 388:81–91. doi: 10.1016/j.epsl.2013.11.049
- Lalonde SV, Konhauer KO (2015) Benthic perspective on Earth's oldest evidence for oxygenic photosynthesis. *Proceedings of the National Academy of Sciences* 112:995–1000. doi: 10.1073/pnas.1415718112
- Lau KV, Maher K, Altiner D, et al (2016) Marine anoxia and delayed Earth system recovery after the end-Permian extinction. *Proceedings of the National Academy of Sciences* 113:2360–2365. doi: 10.1073/pnas.1515080113
- Le Hir G, Ramstein G, Donnadiou Y, Godd ris Y (2008) Scenario for the evolution of atmospheric pCO₂ during a snowball Earth. *Geology* 36:47–50. doi: 10.1130/G24124A.1
- Lee C-TA, Yeung LY, McKenzie NR, et al (2016) Two-step rise of atmospheric oxygen linked to the growth of continents. *Nature Geosci* 9:417–424.
- Lenton TM, Dahl TW, Daines SJ, et al (2016) Earliest land plants created modern levels of atmospheric oxygen. *Proceedings of the National Academy of Sciences* 201604787.
- Lenton TM, von Bloh W (2001) Biotic feedback extends the life span of the biosphere. *Geophysical research letters* 28:1715–1718.
- Lenton TM, Watson AJ (2004) Biotic enhancement of weathering, atmospheric oxygen and carbon dioxide in the Neoproterozoic. *Geophys Res Lett* 31:n/a-n/a. doi: 10.1029/2003GL018802
- Li C, Hardisty DS, Luo G, et al (2017) Uncovering the spatial heterogeneity of Ediacaran carbon cycling. *Geobiology* 15:211–224. doi: 10.1111/gbi.12222
- Li C, Love GD, Lyons TW, et al (2010) A stratified redox model for the Ediacaran ocean. *Science* 328:80–83.
- Li C, Planavsky NJ, Shi W, et al (2015) Ediacaran Marine Redox Heterogeneity and Early Animal Ecosystems. *Sci Rep* 5:17097. doi: 10.1038/srep17097
- Loulergue L, Schilt A, Spahni R, et al (2008) Orbital and millennial-scale features of atmospheric CH₄ over the past 800,000 years. *Nature* 453:383–386. doi: 10.1038/nature06950
- Love GD, Grosjean E, Stalvies C, et al (2009) Fossil steroids record the appearance of Demospongiae during the Cryogenian period. *Nature* 457:718–721. doi: 10.1038/nature07673
- Lovelock JE, Whitfield M (1982) Life span of the biosphere. *Nature* 296:561–563.
- Luthi D, Le Floch M, Bereiter B, et al (2008) High-resolution carbon dioxide concentration record 650,000–800,000 years before present. *Nature* 453:379–382. doi: 10.1038/nature06949

- Lyons TW, Reinhard CT, Planavsky NJ (2014) The rise of oxygen in Earth's early ocean and atmosphere. *Nature* 506:307–315. doi: 10.1038/nature13068
- Marty B, Zimmermann L, Pujol M, et al (2013) Nitrogen Isotopic Composition and Density of the Archean Atmosphere. *Science* 342:101–104. doi: 10.1126/science.1240971
- McElwain J, Chaloner C (1995) Stomatal Density and Index of Fossil Plants Track Atmospheric Carbon Dioxide in the Palaeozoic. *Annals of Botany* 76:389–395. doi: 10.1006/anbo.1995.1112
- McFadden KA, Huang J, Chu X, et al (2008) Pulsed oxidation and biological evolution in the Ediacaran Doushantuo Formation. *Proceedings of the National Academy of Sciences* 105:3197–3202. doi: 10.1073/pnas.0708336105
- Meadows VS (2017) Reflections on O₂ as a Biosignature in Exoplanetary Atmospheres. *Astrobiology*, 17: 1022–1052. doi: 10.1089/ast.2016.1578
- Mills B, Lenton TM, Watson AJ (2014) Proterozoic oxygen rise linked to shifting balance between seafloor and terrestrial weathering. *Proceedings of the National Academy of Sciences* 111:9073–9078. doi: 10.1073/pnas.1321679111
- Mills DB, Ward LM, Jones C, et al (2014) Oxygen requirements of the earliest animals. *Proceedings of the National Academy of Sciences* 111:4168–4172. doi: 10.1073/pnas.1400547111
- Mitchell RL, Sheldon ND (2010) The similar to 1100 Ma Sturgeon Falls paleosol revisited: Implications for Mesoproterozoic weathering environments and atmospheric CO₂ levels. *Precambrian Res* 183:738–748. doi: 10.1016/j.precamres.2010.09.003
- Mojzsis SJ, Arrhenius G, McKeegan KD, et al (1996) Evidence for life on Earth before 3,800 million years ago. *Nature* 384:55–59. doi: 10.1038/384055a0
- Newman MJ, Rood RT (1977) Implications of Solar Evolution for the Earth's Early Atmosphere. *Science* 198:1035. doi: 10.1126/science.198.4321.1035
- Nisbet EG, Grassineau NV, Howe CJ, et al (2007) The age of Rubisco: the evolution of oxygenic photosynthesis. *Geobiology* 5:311–335. doi: 10.1111/j.1472-4669.2007.00127.x
- Nutman AP, Bennett VC, Friend CRL, et al (2016) Rapid emergence of life shown by discovery of 3,700-million-year-old microbial structures. *Nature* 537:535. doi: 10.1038/nature19355
- Och LM, Shields-Zhou GA (2012) The Neoproterozoic oxygenation event: Environmental perturbations and biogeochemical cycling. *Earth-Science Reviews* 110:26–57. doi: 10.1016/j.earscirev.2011.09.004
- Olson SL, Kump LR, Kasting JF (2013) Quantifying the areal extent and dissolved oxygen concentrations of Archean oxygen oases. *Chemical Geology* 362:35–43. doi: 10.1016/j.chemgeo.2013.08.012
- Olson SL, Reinhard CT, Lyons TW (2016a) Cyanobacterial Diazotrophy and Earth's Delayed Oxygenation. *Frontiers in Microbiology* 7:1526. doi: 10.3389/fmicb.2016.01526
- Olson SL, Reinhard CT, Lyons TW (2016b) Limited role for methane in the mid-Proterozoic greenhouse. *Proceedings of the National Academy of Sciences* 113:11447–11452. doi: 10.1073/pnas.1608549113
- O'Malley-James JT, Greaves JS, Raven JA, Cockell CS (2013) Swansong biospheres: refuges for life and novel microbial biospheres on terrestrial planets near the end of their habitable lifetimes. *International Journal of Astrobiology* 12:99–112. doi: 10.1017/S147355041200047X
- Owen T, Cess R, Ramanathan V (1979) Enhanced CO₂ greenhouse to compensate for reduced solar luminosity on early earth. *Nature* 277:640–642. doi: 10.1038/277640a0
- Owens JD, Gill BC, Jenkyns HC, et al (2013) Sulfur isotopes track the global extent and dynamics of euxinia during Cretaceous Oceanic Anoxic Event 2. *Proceedings of the National Academy of Sciences* 110:18407–18412.
- Pancost RD, Steart DS, Handley L, et al (2007) Increased terrestrial methane cycling at the Palaeocene-Eocene thermal maximum. *Nature* 449:332–335. doi: 10.1038/nature06012
- Partin CA, Bekker A, Planavsky NJ, et al (2013) Large-scale fluctuations in Precambrian atmospheric and oceanic oxygen levels from the record of U in shales. *Earth Planet Sci Lett* 369:284–293. doi: 10.1016/j.epsl.2013.03.031
- Pavlov A, Kasting J (2002) Mass-independent fractionation of sulfur isotopes in Archean sediments: strong evidence for an anoxic Archean atmosphere. *Astrobiology* 2:27–41.
- Pavlov AA, Hurtgen MT, Kasting JF, Arthur MA (2003) Methane-rich Proterozoic atmosphere? *Geology* 31:87–90. doi: 10.1130/0091-7613(2003)031<0087:MRPA>2.0.CO;2
- Pavlov AA, Kasting JF, Brown LL, et al (2000) Greenhouse warming by CH₄ in the atmosphere of early Earth. *J Geophys Res-Planets* 105:11981–11990. doi: 10.1029/1999JE001134

- Pavlov AA, Kasting JF, Eigenbrode JL, Freeman KH (2001) Organic haze in Earth's early atmosphere: Source of low-C-13 Late Archean kerogens? *Geology* 29:1003–1006. doi: 10.1130/0091-7613(2001)029<1003:OHIESE>2.0.CO;2
- Pinto JP, Holland HD (1988) Paleosols and the evolution of the atmosphere; Part II. *Geological Society of America Special Papers* 216:21–34. doi: 10.1130/SPE216-p21
- Planavsky NJ, Asael D, Hofmann A, et al (2014a) Evidence for oxygenic photosynthesis half a billion years before the Great Oxidation Event. *Nat Geosci* 7:283–286. doi: 10.1038/ngeo2122
- Planavsky NJ, Bekker A, Hofmann A, et al (2012) Sulfur record of rising and falling marine oxygen and sulfate levels during the Lomagundi event. *Proc Natl Acad Sci U S A* 109:18300–18305. doi: 10.1073/pnas.1120387109
- Planavsky NJ, Reinhard CT, Wang X, et al (2014b) Low Mid-Proterozoic atmospheric oxygen levels and the delayed rise of animals. *Science* 346:635–638. doi: 10.1126/science.1258410
- Raymo ME, Ruddiman WF (1992) Tectonic forcing of late Cenozoic climate. *Nature* 359:117–122. doi: 10.1038/359117a0
- Reeburgh WS (2007) Oceanic Methane Biogeochemistry. *Chemical Reviews* 107:486–513. doi: 10.1021/cr050362v
- Reinhard CT, Lalonde SV, Lyons TW (2013a) Oxidative sulfide dissolution on the early Earth. *Chemical Geology* 362:44–55. doi: 10.1016/j.chemgeo.2013.10.006
- Reinhard CT, Olson SL, Schwieterman EW, Lyons TW (2017a) False Negatives for Remote Life Detection on Ocean-Bearing Planets: Lessons from the Early Earth. *Astrobiology* 17:287–297. doi: 10.1089/ast.2016.1598
- Reinhard CT, Planavsky NJ, Gill BC, et al (2017b) Evolution of the global phosphorus cycle. *Nature* 541:386. doi: 10.1038/nature20772
- Reinhard CT, Planavsky NJ, Lyons TW (2013b) Long-term sedimentary recycling of rare sulphur isotope anomalies. *Nature* 497:100–+. doi: 10.1038/nature12021
- Reinhard CT, Planavsky NJ, Olson SL, et al (2016) Earth's oxygen cycle and the evolution of animal life. *Proceedings of the National Academy of Sciences* 113:8933–8938. doi: 10.1073/pnas.1521544113
- Reinhard CT, Planavsky NJ, Robbins LJ, et al (2013c) Proterozoic ocean redox and biogeochemical stasis. *Proceedings of the National Academy of Sciences* 110:5357–5362. doi: 10.1073/pnas.1208622110
- Reinhard CT, Raiswell R, Scott C, et al (2009) A Late Archean Sulfidic Sea Stimulated by Early Oxidative Weathering of the Continents. *Science* 326:713–716. doi: 10.1126/science.1176711
- Riding R, Fralick P, Liang L (2014) Identification of an Archean marine oxygen oasis. *Precambrian Research* 251:232–237. doi: 10.1016/j.precamres.2014.06.017
- Roberson AL, Roadt J, Halevy I, Kasting JF (2011) Greenhouse warming by nitrous oxide and methane in the Proterozoic Eon. *Geobiology* 9:313–320. doi: 10.1111/j.1472-4669.2011.00286.x
- Robert F, Chaussidon M (2006) A palaeotemperature curve for the Precambrian oceans based on silicon isotopes in cherts. *Nature* 443:969–972. doi: 10.1038/nature05239
- Rosing MT, Bird DK, Sleep NH, Bjerrum CJ (2010) No climate paradox under the faint early Sun. *Nature* 464:744–747. doi: 10.1038/nature08955
- Royer DL, Berner RA, Montañez IP, et al (2004) CO₂ as a primary driver of phanerozoic climate. *GSA today* 14:4–10.
- Rybacki KS, Kump LR, Hanski EJ, Melezhik VA (2016) Weathering during the Great Oxidation Event: Fennoscandia, arctic Russia 2.06Ga ago. *Precambrian Research* 275:513–525. doi: 10.1016/j.precamres.2016.01.010
- Rye R, Holland HD (1998) Paleosols and the evolution of atmospheric oxygen: a critical review. *Am J Sci* 298:621–672.
- Rye R, Kuo PH, Holland HD (1995) Atmospheric carbon-dioxide concentrations before 2.2-billion years ago. *Nature* 378:603–605. doi: 10.1038/378603a0
- Sagan C, Mullen G (1972) Earth and Mars—evolution of atmospheres and surface temperatures. *Science* 177:52–56. doi: 10.1126/science.177.4043.52
- Sahagian DL, Maus JE (1994) Basalt vesicularity as a measure of atmospheric pressure and palaeoelevation. *Nature* 372:449–451. doi: 10.1038/372449a0
- Sahoo SK, Planavsky NJ, Jiang G, et al (2016) Oceanic oxygenation events in the anoxic Ediacaran ocean. *Geobiology* 14:457–468. doi: 10.1111/gbi.12182
- Sahoo SK, Planavsky NJ, Kendall B, et al (2012) Ocean oxygenation in the wake of the Marinoan glaciation. *Nature* 489:546–549. doi: 10.1038/nature11445

- Schrag DP, Berner RA, Hoffman PF, Halverson GP (2002) On the initiation of a snowball Earth. *Geochemistry, Geophysics, Geosystems* 3:1–21. doi: 10.1029/2001GC000219
- Schwieterman EW, Robinson TD, Meadows VS, Misra A, Domagal-Goldman S (2015) Detecting and Constraining N₂ Abundances in Planetary Atmospheres Using Collisional Pairs. *The Astrophysical Journal* 810: 57
- Scott C, Lyons T, Bekker A, et al (2008) Tracing the stepwise oxygenation of the Proterozoic ocean. *Nature* 452:456–459.
- Sheldon ND (2006) Precambrian paleosols and atmospheric CO₂ levels. *Precambrian Res* 147:148–155. doi: 10.1016/j.precamres.2006.02.004
- Sheldon ND (2013) Causes and consequences of low atmospheric pCO₂ in the Late Mesoproterozoic. *Chem Geol* 362:224–231. doi: 10.1016/j.chemgeo.2013.09.006
- Sleep NH (2010) The Hadean-Archaean Environment. *Cold Spring Harbor Perspectives in Biology*. doi: 10.1101/cshperspect.a002527
- Sleep NH, Zahnle K (2001) Carbon dioxide cycling and implications for climate on ancient Earth. *J Geophys Res Planets* 106:1373–1399. doi: 10.1029/2000JE001247
- Som SM, Buick R, Hagadorn JW, et al (2016) Earth's air pressure 2.7 billion years ago constrained to less than half of modern levels. *Nat Geosci* 9:448–+. doi: 10.1038/NGEO2713
- Som SM, Catling DC, Harnmeijer JP, et al (2012) Air density 2.7 billion years ago limited to less than twice modern levels by fossil raindrop imprints. *Nature* 484:359–362. doi: 10.1038/nature10890
- Sperling EA, Halverson GP, Knoll AH, et al (2013) A basin redox transect at the dawn of animal life. *Earth and Planetary Science Letters* 371:143–155. doi: 10.1016/j.epsl.2013.04.003
- Sperling EA, Knoll AH, Girguis PR (2015a) The Ecological Physiology of Earth's Second Oxygen Revolution. *Annual Review of Ecology, Evolution, and Systematics* 46:215–235. doi: 10.1146/annurev-ecolsys-110512-135808
- Sperling EA, Wolock CJ, Morgan AS, et al (2015b) Statistical analysis of iron geochemical data suggests limited late Proterozoic oxygenation. *Nature* 523:451–454.
- Stüeken EE, Buick R, Anbar AD (2015a) Selenium isotopes support free O₂ in the latest Archean. *Geology* 43:259–262. doi: 10.1130/G36218.1
- Stüeken EE, Buick R, Guy BM, Koehler MC (2015b) Isotopic evidence for biological nitrogen fixation by molybdenum-nitrogenase from 3.2?Gyr. *Nature* 520:666–669. doi: 10.1038/nature14180
- Stüeken EE, Kipp MA, Koehler MC, et al (2016) Modeling pN₂ through Geological Time: Implications for Planetary Climates and Atmospheric Biosignatures. *Astrobiology* 16:949–963. doi: 10.1089/ast.2016.1537
- Sumner DY, Hawes I, Mackey TJ, et al (2015) Antarctic microbial mats: A modern analog for Archean lacustrine oxygen oases. *Geology*. doi: 10.1130/G36966.1
- Thomazo C, Ader M, Farquhar J, Philippot P (2009) Methanotrophs regulated atmospheric sulfur isotope anomalies during the Mesoarchean (Tumbiana Formation, Western Australia). *Earth and Planetary Science Letters* 279:65–75. doi: 10.1016/j.epsl.2008.12.036
- Thomazo C, Nisbet EG, Grassineau NV, et al (2013) Multiple sulfur and carbon isotope composition of sediments from the Belingwe Greenstone Belt (Zimbabwe): A biogenic methane regulation on mass independent fractionation of sulfur during the Neoproterozoic? *Geochimica et Cosmochimica Acta* 121:120–138. doi: 10.1016/j.gca.2013.06.036
- Trainer MG, Pavlov AA, DeWitt HL, et al (2006) Organic haze on Titan and the early Earth. *Proceedings of the National Academy of Sciences* 103:18035–18042. doi: 10.1073/pnas.0608561103
- Ueno Y, Yamada K, Yoshida N, et al (2006) Evidence from fluid inclusions for microbial methanogenesis in the early Archean era. *Nature* 440:516–519. doi: 10.1038/nature04584
- Valley JW, Peck WH, King EM, Wilde SA (2002) A cool early Earth. *Geology* 30:351–354. doi: 10.1130/0091-7613(2002)030<0351:ACEE>2.0.CO;2
- Van Der Burgh J, Visscher H, Dilcher DL, Kurschner WM (1993) Paleoatmospheric Signatures in Neogene Fossil Leaves. *Science* 260:1788–1790. doi: 10.1126/science.260.5115.1788
- Volk T (1987) Feedbacks between weathering and atmospheric CO₂ over the last 100 million years. *American Journal of Science* 287:763–779. doi: 10.2475/ajs.287.8.763
- Walker J, Hays P, Kasting J (1981) a negative feedback mechanism for the long-term stabilization of earths surface-temperature. *J Geophys Res-Oceans* 86:9776–9782. doi: 10.1029/JC086iC10p09776
- Walker JCG (1990) Precambrian evolution of the climate system. *Global and Planetary Change* 2:261–289. doi: 10.1016/0921-8181(90)90005-W

- Wallace MW, Hood AVS, Shuster A, et al (2017) Oxygenation history of the Neoproterozoic to early Phanerozoic and the rise of land plants. *Earth Planet Sci Lett* 466:12–19. doi: 10.1016/j.epsl.2017.02.046
- Weiss MC, Sousa FL, Mrnjavac N, et al (2016) The physiology and habitat of the last universal common ancestor. *Nature Microbiology* 1:16116. doi: 10.1038/nmicrobiol.2016.116
- Williford KH, Ushikubo T, Lepot K, et al (2016) Carbon and sulfur isotopic signatures of ancient life and environment at the microbial scale: Neoproterozoic shales and carbonates. *Geobiology* 14:105–128. doi: 10.1111/gbi.12163
- Wolf ET, Toon OB (2010) Fractal Organic Hazes Provided an Ultraviolet Shield for Early Earth. *Science* 328:1266–1268. doi: 10.1126/science.1183260
- Wolf ET, Toon OB (2013) Hospitable Archean Climates Simulated by a General Circulation Model. *Astrobiology* 13:656–673. doi: 10.1089/ast.2012.0936
- Wordsworth RD (2016) Atmospheric nitrogen evolution on Earth and Venus. *Earth and Planetary Science Letters* 447: 103–111. <https://doi.org/10.1016/j.epsl.2016.04.002>
- Wordsworth RD, Pierrehumbert R (2013) Hydrogen-Nitrogen Greenhouse Warming in Earth's Early Atmosphere. *Science* 339:64–67. doi: 10.1126/science.1225759
- Wordsworth RD, Pierrehumbert, R (2014) Abiotic Oxygen-dominated Atmospheres on Terrestrial Habitable Zone Planets. *The Astrophysical Journal Letters* 785: L20
- Zahnle K, Claire M, Catling D (2006) The loss of mass-independent fractionation in sulfur due to a Palaeoproterozoic collapse of atmospheric methane. *Geobiology* 4:271–283. doi: 10.1111/j.1472-4669.2006.00085.x
- Zahnle KJ, Catling DC, Claire MW (2013) The rise of oxygen and the hydrogen hourglass. *Chemical Geology* 362:26–34. doi: 10.1016/j.chemgeo.2013.08.004
- Zbinden EA, Holland HD, Feakes CR (1988) The Sturgeon Falls paleosol and the composition of the atmosphere 1.1 Ga BP. *Precambrian Res* 42:141–163.
- Zerkle AL, Claire M, Domagal-Goldman SD, et al (2012) A bistable organic-rich atmosphere on the Neoproterozoic Earth. *Nat Geosci* 5:359–363. doi: 10.1038/NGEO1425
- Zerkle AL, Mikhail S (2017) The geobiological nitrogen cycle: From microbes to the mantle. *Geobiology* 15:343–352. doi: 10.1111/gbi.12228
- Zhao M, Reinhard CT, Planavsky NJ (2017) Terrestrial methane fluxes and Proterozoic climate. *Geology*. <https://doi.org/10.1130/G39502.1>