
Deep Architectures for Learning Context-dependent Ranking Functions

Karlson Pfannschmidt

Department of Computer Science
Warburger Str. 100
Paderborn University
Germany
kiudee@mail.upb.de

Pritha Gupta

Department of Computer Science
Warburger Str. 100
Paderborn University
Germany
prithag@mail.upb.de

Eyke Hüllermeier

Department of Computer Science
Warburger Str. 100
Paderborn University
Germany
eyke@upb.de

Abstract

Object ranking is an important problem in the realm of preference learning. On the basis of training data in the form of a set of rankings of objects, which are typically represented as feature vectors, the goal is to learn a ranking function that predicts a linear order of any new set of objects. Current approaches commonly focus on ranking by scoring, i.e., on learning an underlying latent utility function that seeks to capture the inherent utility of each object. These approaches, however, are not able to take possible effects of *context-dependence* into account, where context-dependence means that the utility or usefulness of an object may also depend on what other objects are available as alternatives. In this paper, we formalize the problem of context-dependent ranking and present two general approaches based on two natural representations of context-dependent ranking functions. Both approaches are instantiated by means of appropriate neural network architectures, which are evaluated on suitable benchmark task.

1 Introduction

In preference learning (Fürnkranz and Hüllermeier, 2010), the learner is generally provided with a set of items (e.g., products) for which preferences are known, and the task is to learn a function that predicts preferences for a new set of items (e.g., new products not seen so far), or for the same set of items in a different situation (e.g., the same products but for a different user). Frequently, the predicted preference relation is required to form a total order, in which case we also speak of a *ranking problem*. In fact, among the problems in the realm of preference learning, the task of “learning to rank” has probably received the most attention in the literature so far, and a number of different ranking problems have already been introduced.

The focus of this paper is on so-called *object ranking* (Cohen et al., 1999; Kamishima et al., 2010). Given training data in the form of a set of exemplary rankings of subsets of objects, the goal in object ranking is to learn a ranking function that is able to predict the ranking of any new set of objects. As a typical example, consider an eCommerce scenario, in which a customer is ranking a set of products, each characterized by different properties and attributes, according to her preferences.

In economics, classical choice theory assumes that, for a given user, each alternative has an inherent utility, and that choices and decisions are made on the basis of these utilities. Yet, many studies have shown that these idealized assumptions are often violated in practice. For example, choices are also influenced by the decision context, i.e., by the availability of other alternatives (Huber, 1982; Simonson and Tversky, 1992; Tversky and Simonson, 1993; Dhar et al., 2000). Motivated by observations of that kind, the focus of this paper is on the problem of *context-dependent ranking*. In this regard, our contributions are as follows. First, we formalize the problem of context-dependent ranking and present two general approaches based on two natural representations of context-dependent ranking functions: First Evaluate Then Aggregate (FETA) and First Aggregate Then Evaluate (FATE). Second, both approaches are instantiated by means of appropriate neural network architectures, called FETA-NET and FATE-NET, respectively. These architectures can be trained in an end-to-end manner. Third, we conduct an experimental evaluation of our methods, using both synthetic and real-world data, for which context-dependence is playing a relevant role. Empirically, we are able to show that our methods outperform traditional approaches on these tasks.

2 Object ranking

We assume a reference set of objects denoted by \mathcal{X} , where each object $\mathbf{x} \in \mathcal{X}$ is described by a feature vector; thus, an object is a vector $\mathbf{x} = (x_1, \dots, x_d) \in \mathbb{R}^d$, and $\mathcal{X} \subseteq \mathbb{R}^d$. A *ranking task* is specified by a finite subset $Q = \{\mathbf{x}_1, \dots, \mathbf{x}_n\} \subseteq \mathcal{X}$ of objects, for some $n \in \mathbb{N}$, and the task itself consists of predicting a preferential ordering of these objects, that is, a *ranking*. The latter is encoded in terms of a permutation $\pi \in \mathbb{S}_n$, where \mathbb{S}_n denotes the set of all permutations of length n , i.e., all mappings $[n] \rightarrow [n]$ (symmetric group of order n). A permutation π represents the total order \succ such that $\mathbf{x}_{\pi^{-1}(k)} \succ \mathbf{x}_{\pi^{-1}(k+1)}$ for all $k \in [n-1]$, where $\pi(k)$ is the position of the k th object \mathbf{x}_k , and $\pi^{-1}(k)$ the index of the object on position k (π is often called a *ranking* and π^{-1} an *ordering*). Formally, a ranking function can thus be understood as a mapping $\rho: \mathcal{Q} \rightarrow \mathcal{R}$, where $\mathcal{Q} = 2^{\mathcal{X}} \setminus \emptyset$ is the *ranking task space* (or simply task space) and $\mathcal{R} = \bigcup_{n \in [N]} \mathbb{S}_n$ the *ranking space*.

Methods for object ranking seek to induce a ranking function from training data $\{(Q_i, \pi_i)\}_{i=1}^N$ in the form of exemplary ranking tasks Q_i together with observed rankings π_i . Typically, this is done by learning a latent utility function

$$U: \mathcal{X} \rightarrow \mathbb{R},$$

which assigns a real-valued score to each object $\mathbf{x} \in \mathcal{X}$. Given a task Q , a ranking is then simply constructed by sorting the objects $\mathbf{x} \in Q$ according to their scores. This approach implies important properties of the induced preferences, i.e., the set of rankings $\{\rho(Q) \mid Q \in \mathcal{Q}\}$ produced by ρ on the ranking task space. In particular, preferences have to be *transitive* and, moreover, *context-independent*.

Context-independence means that the preference between two items \mathbf{x} and \mathbf{y} does not depend on the set of other items $Q \setminus \{\mathbf{x}, \mathbf{y}\}$ in the query (which we consider as defining the context in which \mathbf{x} and \mathbf{y} are ranked). More formally, consider any pair of items $\mathbf{x}, \mathbf{y} \in \mathcal{X}$ and any subsets $Q, Q' \subseteq \mathcal{X}$ such that $\mathbf{x}, \mathbf{y} \in Q \cap Q'$. Moreover, let \succ be the ranking induced by ρ on Q and \succ' the corresponding ranking on Q' . Then, context-independence implies that $\mathbf{x} \succ \mathbf{y}$ if and only if $\mathbf{x} \succ' \mathbf{y}$. Obviously, context-independence is closely connected to the famous Luce axiom of choice (Luce, 1959).

Let us note that the notion of “context” is also used with a different meaning in the learning-to-rank literature (and in machine learning in general), namely as a kind of extra dimension. For instance, Agrawal et al. (2006) illustrate their notion of “context-sensitive ranking” with an example in which objects are actors and the extra dimension is the film genre: “Contextual preferences take the form that item i_1 is preferred to item i_2 in the context of X . For example, a preference might state the choice for Nicole Kidman over Penelope Cruz in drama movies, whereas another preference might choose Penelope Cruz over Nicole Kidman in the context of Spanish dramas.” Obviously, this differs from our definition of “context”, which is derived from its use in the economics literature.

3 Context-Dependent Ranking

In practice, the assumption of context-independence of preferences is often violated, because preferences of individuals are influenced by the context in which decisions are made (Bettman et al.,

1998). In economics, three major context effects have been identified in the literature: the compromise effect (Simonson, 1989), the attraction effect (Huber and Puto, 1983), and the similarity effect (Tversky, 1972). To capture effects of context-dependence, our goal is to learn a generalized latent utility function

$$U: \mathcal{X} \times 2^{\mathcal{X}} \longrightarrow \mathbb{R} , \quad (1)$$

which can be used in the same way as (2) to assign a score to each object of the ranking task. Since the utility function has a second argument, namely a context, it allows for representing context-dependent ranking functions

$$\rho(\{\mathbf{x}_1, \dots, \mathbf{x}_n\}) = \arg \operatorname{sort}_{i \in [n]} U(\mathbf{x}_i, C_i),$$

where, for each object \mathbf{x}_i in a task $Q = \{\mathbf{x}_1, \dots, \mathbf{x}_n\}$, we denote by $C_i = C(\mathbf{x}_i) = Q \setminus \{\mathbf{x}_i\} = \{\mathbf{x}_1, \dots, \mathbf{x}_{i-1}, \mathbf{x}_{i+1}, \dots, \mathbf{x}_n\}$ its context in this task.

In this section, we present two general approaches based on two natural representations of context-dependent ranking functions. These representations are based on two rather natural ways to decompose the problem of assigning a context-dependent score to an object: “First evaluate then aggregate” (FETA) first evaluates the object in each “sub-context” of a fixed size, and then aggregates these evaluations, whereas “first aggregate then evaluate” (FATE) first aggregates the entire set of alternatives into a single representative, and then evaluates the object in the context of that representative. Interestingly, the former approach has already been used in the literature (Volkovs and Zemel, 2009), at least implicitly, while the latter is novel to the best of our knowledge. Before explaining these approaches in more detail, we make a few more general remarks on the representation of context-dependent ranking functions.

3.1 Modeling Context-Dependent Utility

The representation of a context-dependent utility function (3) comes with (at least) two important challenges, which are both connected to the fact that the second argument of such a function is a *set* of *variable* size. First, the arity of the function is therefore not fixed, because different ranking tasks, and hence different contexts, can have different size. Second, the function should be *permutation-invariant* (symmetric) with regard to the elements in the second argument, the context, because the order in which the alternative objects are presented does not play any role. Formally, function $f: \mathcal{X}^k \longrightarrow \mathbb{R}$ is *permutation-invariant* if and only if $f(\mathbf{x}_1, \mathbf{x}_2, \dots, \mathbf{x}_k) = f(\mathbf{x}_{\pi(1)}, \mathbf{x}_{\pi(2)}, \dots, \mathbf{x}_{\pi(k)})$ for all permutations π of the indices $[k] = \{1, \dots, k\}$. A function with this property is also called *symmetric* (Stanley, 2011).

As for the problem of rating objects in contexts of variable size, one possibility is to decompose a context into sub-contexts of a fixed size k . More specifically, the idea is to learn context-dependent utility functions of the form $U_k: \mathcal{X} \times \mathcal{X}^k \longrightarrow \mathbb{R}$, and to represent the original function (3) as an aggregation

$$U(\mathbf{x}, C) = \sum_{k=1}^K \bar{U}_k(\mathbf{x}, C) = \sum_{k=1}^K \frac{1}{\binom{|C|}{k}} \sum_{C' \subseteq C, |C'|=k} U_k(\mathbf{x}, C'). \quad (2)$$

Note that, provided permutation-invariance holds for U_k as well as the aggregation, U itself will also be symmetric. Taking the arithmetic average as an aggregation function, the second condition is obviously satisfied. Thus, the problem that essentially remains is to guarantee the symmetry of U_k .

Roughly speaking, the idea of the above decomposition is that dependencies and interaction effects between objects only occur up to a certain order K , or at least can be limited to this order without losing too much information. This is an assumption that is commonly made in the literature on aggregation functions (Grabisch et al., 2009) and also in other types of applications. The special cases $k = 0$ and $k = 1$ correspond to independence and pairwise interaction, respectively.

An interesting question concerns the expressivity of a K th order approximation (3.1), where, for example, expressivity could be measured in terms of the number of different ranking functions that can be defined on \mathcal{X} . To study this question, suppose that \mathcal{X} is finite and consists of N objects. Obviously, for $K = 0$, only $N!$ different ranking functions can be produced, because the entire function is determined by the order on the maximal ranking task $Q = \mathcal{X}$. Naturally, the number of

possible ranking functions should increase with increasing K . For the extreme case $K = N - 1$, we can indeed show that all ranking functions can be generated (see Proposition 1 in the Appendix).

3.2 First Evaluate Then Aggregate

Our first approach realizes (3.1) for the special case $K = 1$, which can be seen as a first-order approximation of a fully context-dependent ranking function. Thus, we propose the representation of a ranking function ρ which, in addition to a utility function $U_0: \mathcal{X} \rightarrow [0, 1]$, is based on a pairwise predicate $U_1: \mathcal{X} \times \mathcal{X} \rightarrow [0, 1]$. Given a ranking task $Q = \{\mathbf{x}_1, \dots, \mathbf{x}_n\} \subseteq \mathcal{X}$, a ranking is obtained as follows:

$$\rho_{\text{FETA}}(Q) = \arg \operatorname{sort}_{i \in [n]} U(\mathbf{x}_i, C_i) = \arg \operatorname{sort}_{i \in [n]} \left\{ U_0(\mathbf{x}_i) + \frac{1}{n-1} \sum_{j \in [n] \setminus \{i\}} U_1(\mathbf{x}_i, \mathbf{x}_j) \right\}$$

We refer to this approach as First Evaluate Then Aggregate (FETA).

The observation that FETA is able to capture context-dependence is quite obvious. As a simple illustration, suppose that $U_0 \equiv 0$ and U_1 is given on $\mathcal{X} = \{a, b, c, d\}$ as follows:

$$(U_1(x, y))_{x, y \in \mathcal{X}} = \begin{pmatrix} - & 0.7 & 0.5 & 0.1 \\ 0.2 & - & 0.8 & 0.9 \\ 0.5 & 0.2 & - & 0.4 \\ 0.7 & 0.1 & 0.5 & - \end{pmatrix}$$

For the queries $Q_1 = \{a, b, c\}$ and $Q_2 = \{a, b, d\}$ we obtain rankings $\rho_{\text{FETA}}(Q_1) = a \succ b \succ c$ and $\rho_{\text{FETA}}(Q_2) = b \succ a \succ d$. That is, the preference between a and b changes depending on whether the third item to be ranked is c or d .

It is important to note that our interpretation of U_1 is not the standard interpretation in terms of a pairwise preference relation. Specific properties such as asymmetry ($U_1(\mathbf{x}, \mathbf{y}) = 1 - U_1(\mathbf{y}, \mathbf{x})$) are therefore not necessarily required, although they could be incorporated for the purpose of regularization. Instead, $U_1(\mathbf{x}, \mathbf{y})$ should be interpreted more generally as a measure of support given by \mathbf{y} to \mathbf{x} . This interpretation is in line with Ragain and Ugander (2016), who model distributions on rankings using Markov chains. Here, individual preferences are defined in terms of probabilities (of the stationary distribution), and binary relations $U_1(\mathbf{x}, \mathbf{y})$ define transition probabilities. Thus, $U_1(\mathbf{x}, \mathbf{y})$ is the probability of moving from \mathbf{y} to \mathbf{x} , and the larger the probability of being in \mathbf{x} , the higher the preference for this item. Roughly speaking, $U_1(\mathbf{x}, \mathbf{y})$ is a measure of how favorable it is for \mathbf{x} that \mathbf{y} is part of its context C . In other words, a large value $U_1(\mathbf{x}, \mathbf{y})$ suggests that, whenever \mathbf{x} and \mathbf{y} are part of the objects to be ranked, \mathbf{x} tends to occupy a high position.

Volkovs and Zemel (2009) introduce the algorithm BOLTZRANK, which learns a combination of pairwise and individual scoring functions, thus falling under our category of FETA approaches.

3.3 First Aggregate Then Evaluate

To deal with the problem of contexts of variable size, our previous approach was to decompose the context into sub-contexts of a fixed size, evaluate an object \mathbf{x} in each of the sub-contexts, and then aggregate these evaluations into an overall assessment. An alternative to this “first evaluate then aggregate” strategy, and in a sense contrariwise approach, consists of first aggregating the context into a representation of fixed size, and then evaluating the object \mathbf{x} in this “super-context”.

More specifically, consider a ranking task Q . To evaluate an object \mathbf{x} in the context $C(\mathbf{x}) = Q \setminus \{\mathbf{x}\}$, the “first aggregate then evaluate” (FATE) strategy first computes a representative for the context:

$$\mu_{C(\mathbf{x})} = \frac{1}{|C(\mathbf{x})|} \sum_{\mathbf{y} \in C(\mathbf{x})} \phi(\mathbf{y}), \quad (3)$$

where $\phi: \mathcal{X} \rightarrow \mathcal{Z}$ maps each object \mathbf{y} to an m -dimensional embedding space $\mathcal{Z} \subseteq \mathbb{R}^m$. The evaluation itself is then realized by a context-dependent utility function $U: \mathcal{X} \times \mathcal{Z} \rightarrow \mathbb{R}$, so that we eventually obtain a ranking

$$\rho_{\text{FATE}}(Q) = \arg \operatorname{sort}_{\mathbf{x} \in Q} U(\mathbf{x}, \mu_{C(\mathbf{x})}).$$

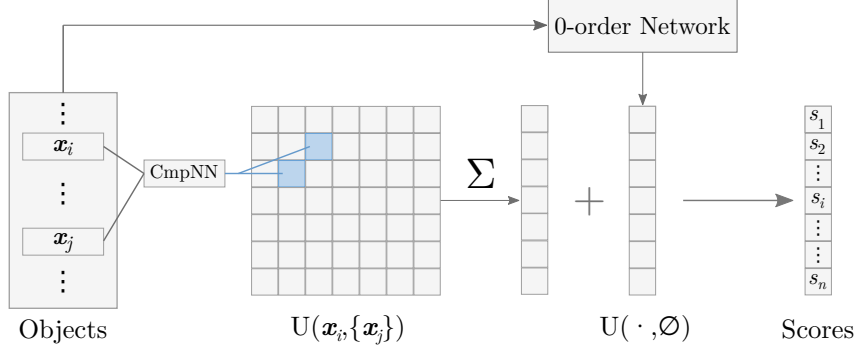


Figure 1: The FETA-NET architecture implementing the FETA decomposition.

A computationally more efficient variant of this approach is obtained by including an object x in its own context, i.e., by setting $C(x) = Q$ for all $x \in Q$. In this case, the aggregation (3.3) only needs to be computed once. Note, that this approach bears resemblance to the recent work by Zaheer et al. (2017) on dealing with set-valued inputs and the general approach proposed by Ravanbakhsh et al. (2017) on encoding equivariance with respect to group operations.

4 Neural Architectures

In this section, we propose realizations of the FETA and FATE approaches in terms of neural network architectures FETA-NET and FATE-NET, respectively. Our design goals for both neural networks are twofold. First, they should be end-to-end trainable on any differentiable listwise ranking loss function. Second, the architectures should be able to generalize beyond the ranking task sizes encountered in the training data, since in practice it is unreasonable to expect all rankings to be of similar size. Our focus is on optimizing the 0/1-ranking loss, for which we introduced a suitable differentiable surrogate loss called the *hinge ranking loss* which is described in the Appendix. However, it is also possible to substitute it with any other differentiable loss function.

4.1 FETA-NET Architecture

FETA as outlined above requires the binary predicate U_1 to be given. In FETA-NET, learning this predicate is accomplished by means of a deep neural network architecture. More specifically, we make use of the CmpNN architecture (Rigutini et al., 2011; Huybrechts, 2016). In our FETA-NET architecture (shown in Figure 1), we evaluate the CmpNN network on all pairs (x_i, x_j) of objects in the ranking task Q and build up a pairwise relation $R = (r_{i,j})$, where $r_{i,j} = U_1(x_i, x_j)$. Using the notation of Rigutini et al. (2011), this relation is defined as follows:

$$r_{i,j} = \begin{cases} N_+([x_i, x_j]) & \text{if } i < j \\ N_-([x_i, x_j]) & \text{otherwise} \end{cases}$$

This step is highlighted in blue in Figure 1. Then, each row of the relation R is summed up to obtain a score $\bar{U}_1(x, Q)$ for each object $x_i \in Q$. Each x_i is also passed through a 0th-order network that directly outputs latent utilities $U_0(x_i, Q)$. Here, we use a densely connected, deep neural network with one output unit. The final score for object x_i is then given by $U(x_i, Q) = U_0(x_i, Q) + \bar{U}_1(x, Q)$.

The training complexity of FETA-NET is $\mathcal{O}(Ndq^2)$, where N denotes the number of rankings, d is the number of features per object, and q is an upper bound on the number of objects in each ranking. For a new ranking task Q (note that we can predict the ranking for any task size) the prediction time is in $\mathcal{O}(d|Q|^2)$.

4.2 FATE-NET Architecture

The FATE-NET architecture is depicted in Figure 2. Inputs are the n objects of the ranking task $Q = \{x_1, \dots, x_n\}$ (shown in green). Each object is independently passed through a deep, densely

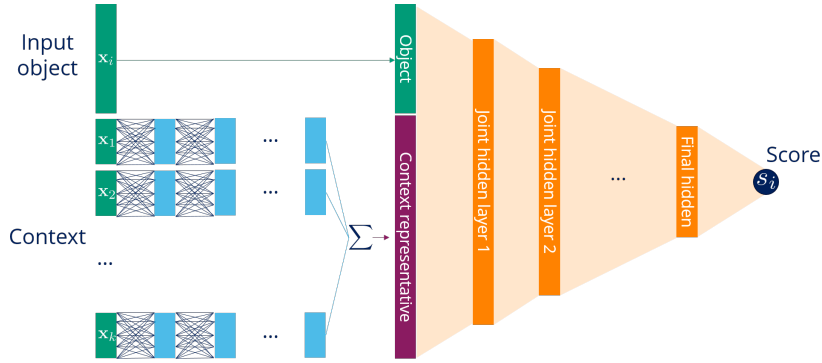


Figure 2: The FATE-NET architecture implementing the FATE decomposition. Here we show the score head for object x_i .

connected embedding layer (shown in blue). The embedding layer approximates the function ϕ in (3.3), where, for reasons of computational efficiency, we assume objects to be part of their context (i.e., $C(x) = Q$ for all $x \in Q$). Note that we employ weight sharing, i.e., the same embedding is used for each object. Then, the representative $\mu_{C(x)} = \mu_Q$ for the context is computed by averaging the representations of each object. To calculate the score $U(x, Q)$ for an object x_i , the feature vector is concatenated with μ_Q to form the input to the joint hidden layer (here depicted in orange).

The training complexity of FATE-NET is $\mathcal{O}(Ndq^2)$, where N denotes the number of rankings, d is the number of features per object, and q is an upper bound on the number of objects in each ranking. For a new query Q (note that we can predict the ranking for any query size) the prediction can be done in $\mathcal{O}(d|Q|)$ time (i.e., *linear* in the number of objects). This is because, if objects are part of their context, the representative μ_Q has to be computed only once for the forward pass. This makes the FATE-NET architecture more efficient to use than FETA-NET.

5 Empirical Evaluation

In order to empirically evaluate our FATE-NET and FETA-NET architectures, we make use of synthetic and real-world data. We mainly address the following questions: Are the architectures suitable for learning context-dependent ranking functions, and how do the approaches FETA and FATE compare with each other? Can the representation learned on one query size be generalized to arbitrary sizes of ranking tasks?

For typical real-world datasets such as OHSUMED and LETOR (Qin and Liu, 2013), context-dependence is difficult to ascertain. For the evaluation of context-dependent ranking models, we therefore propose two new challenging benchmark problems, which are both inspired by real-world problems: the *medoid* and the *hypervolume* problem. Besides, we also analyze a real-world dataset related to the problem of depth estimation in images. As baselines to compare with, we selected representative algorithms for three important classes of ranking methods: Expected rank regression (ERR) (Kamishima et al., 2005) as a representative for so-called pointwise ranking algorithms, RANKSVM (Joachims, 2002) as a state-of-the-art pairwise ranking model, and deep versions of RANKNET (Burgess et al., 2005; Burgess, 2010; Tesauro, 1989) and LISTNET (Cao et al., 2007; Luo et al., 2015), which represent the family of deep latent utility models.

All experiments are implemented in Python, and the code is publicly available¹. The hyperparameters of each algorithm were tuned with scikit-optimize (Head et al., 2018) using nested cross-validation. We evaluate the algorithms in terms of 0/1-accuracy $d_{\text{ACC}}(\pi, \tau_s) = \mathbb{1}[\pi = \tau_s]$, 0/1-ranking accuracy $d_{\text{RA}}(\pi, \tau_s) = 1 - d_{\text{RL}}(\pi, \tau_s)$, and Spearman rank correlation $d_{\text{Spear}}(\pi, \tau_s) = 1 - 6 \sum_{i=0}^n (\pi(i) - \tau_s(i))^2 / (n(n^2 - 1))$, where τ_s is the ranking induced by the predicted score vector \mathbf{s} . All implementation details for the experiments are listed in the Appendix.

¹<https://github.com/kiudee/cs-ranking>

5.1 The Medoid Problem

Our first synthetic problem is called the medoid problem. The goal of the algorithms is to sort a set Q of randomly generated points in \mathbb{R}^2 based on their distance to the medoid of Q . This problem is inspired by the setting of similarity learning, where the goal is to learn a similarity function from triplets of objects (Wang et al., 2014). The rankings produced by this procedure take the distance to each point in the ranking task into account. Thus the medoid and subsequently the resulting ranking are sensitive to changes of the points in the ranking task.

For the experiment, we generate 100 000 sets of 5 random points and determine the rankings as described above. The instances are split into 10 % training and 90 % test data. This is repeated 10 times to get an estimate of the variation across datasets.

5.2 The Hypervolume Problem

In multi-objective optimization, the goal is to find the set of objects that are non-dominated by any other object in terms of their fitness (solution quality). The set of all non-dominated objects is called the Pareto-set. Multi-objective evolutionary algorithms (MOEAs) approximate the Pareto-set by iteratively improving a population of objects. During optimization, it is not only important to improve the population’s fitness, but also to preserve its diversity. This allows the population to cover the complete Pareto-front.

The *hypervolume* is a set measure, which computes the volume dominated by a given set of objects. This very naturally encodes both dominance as well as diversity, which makes it a popular fitness criterion (Bader, 2010). Usually, we are also interested in the *contribution* of each object/point on the Pareto-front to the hypervolume. Bringmann and Friedrich (2012) proved that computing exact hypervolume contributions is #P-hard and NP-hard to approximate.

Our idea is to convert this problem into a challenging, context-dependent ranking problem. The input for the learner is the sets of points on the Pareto-front, and the target is a ranking of these points based on their contribution to the hypervolume. It is apparent that a learner given only a set of data points as input, needs to take all of the points into account to establish an accurate ranking.

Similar to the Medoid dataset, we generate 300 000 sets of 5 random points and determine the rankings as described. The instances are split into 1/3 training (100 000) and 2/3 test data (200 000). We repeat this 5 times to get an estimate of the variation.

5.3 Image Region Depth Estimation

As a real-world case study, we tackle the problem of relative depth estimation of regions in monocular images. Ewerth et al. (2017) motivate the formalization of this task as an object ranking problem and construct an object ranking dataset on the basis of the Make3D dataset, which consists of 534 photos with an original image resolution of 1704×2272 (Saxena et al., 2009): The images are segmented into 3355 (i.e., 61×55) super pixels and different feature sets are extracted for each super pixel. We use the feature set *Basic*, where basic monocular depth clues are available for each super pixel: linear perspective, atmospheric perspective, texture gradients, occlusion of objects, usual size of objects, relative height, relative size, distribution of light. These depth clues suggest that context-dependence could be a relevant issue in depth estimation. The ground truth rankings are constructed by ordering the super pixels based on their absolute depth.

Since the size of the rankings is too large for most of the approaches, we sample subrankings of size 172 for training. FETA-NET in addition also samples several subrankings of size 5 during the training process. Predictions are always the complete rankings of size 3355, which are compared with the ground truth rankings using 0/1-ranking accuracy. Super pixels with a distance of more than 80 m are treated as tied, because this exceeds the range of the sensor.

5.4 Results and Discussion

The results on the Medoid and the Hypervolume dataset are shown in Table 1. ERR and RANKSVM completely fail on both tasks, both having a correlation of 0 with the target rankings. This can be explained by the fact that both approaches ultimately learn a linear model, while the problems are highly non-linear. Being non-linear latent-utility approaches, RANKNET and LISTNET are able to

Table 1: Mean and standard deviation of the losses on the medoid (top) and hypervolume (below) data (measured across 10 outer cross validation folds). Best entry for each loss marked in bold.

Ranker	ERR	RANKSVM	RANKNET	LISTNET	FETA-NET	FATE-NET
d_{Spear}	-0.001 ± 0.002	0.000 ± 0.002	0.417 ± 0.001	0.361 ± 0.003	0.594 ± 0.032	0.861 ± 0.007
d_{RA}	0.500 ± 0.001	0.500 ± 0.001	0.682 ± 0.001	0.681 ± 0.002	0.759 ± 0.014	0.901 ± 0.004
d_{ACC}	0.008 ± 0.001	0.008 ± 0.001	0.088 ± 0.001	0.087 ± 0.001	0.088 ± 0.001	0.443 ± 0.016
d_{Spear}	0.001 ± 0.002	-0.001 ± 0.002	0.419 ± 0.001	0.418 ± 0.001	0.682 ± 0.005	0.894 ± 0.004
d_{RA}	0.500 ± 0.001	0.500 ± 0.001	0.683 ± 0.001	0.683 ± 0.000	0.802 ± 0.002	0.920 ± 0.003
d_{ACC}	0.008 ± 0.001	0.008 ± 0.000	0.089 ± 0.001	0.07 ± 0.39	0.192 ± 0.004	0.508 ± 0.013

Table 2: Results on the test set for the relative depth dataset with Basic feature set.

Ranker	Spearman correlation	0/1-Ranking accuracy
ERR	0.659	0.792
RANKSVM	0.656	0.778
RANKNET	0.633	0.770
LISTNET	0.693	0.802
RANKBOOST ²		0.806
FETA-NET	0.729	0.813
FATE-NET	0.721	0.814

improve upon random guessing and achieve a 0/1-ranking accuracy of around 68%. This result is surprising, considering that both networks establish the final ranking by scoring each point independently, i.e., not taking the other points of the ranking task into account.

Our architectures FETA-NET and FATE-NET are both able to make use of the given context provided by the ranking task and beat the context-insensitive approaches by a wide margin. With a 0/1-ranking accuracy of more than 90%, FATE-NET even performs significantly better than FETA-NET. This suggests that the pairwise decomposition (first-order approximation) is not able to completely capture the higher order interactions between the objects.

Since the ranking size is fixed for the Medoid and Hypervolume dataset, we ran additional experiments we varied the size of the rankings during test time. The results are shown in Figure 2 of the Appendix.

The results for the relative depth estimation problem are shown in Table 2. We additionally report the results obtained by Ewerth et al. (2017) using Rankboost on the same dataset (using the same split into training and test). Both our architectures achieve comparably high Spearman correlation and ranking accuracy, and slightly outperform the competitors.

6 Conclusion and Future Work

In this paper, we addressed the novel problem of learning context-dependent ranking functions in the setting of object ranking and, moreover, proposed two general solutions to this problem. These solutions are based on two principled ways for representing context-dependent ranking functions that accept ranking problems of any size as input and guarantee symmetry. FETA (first evaluate then aggregate) is a first-order approximation to a more general latent-utility decomposition, which we proved to be flexible enough to learn any ranking function in the limit. FATE (first aggregate then evaluate) first transforms each object into an embedding space and computes a representative of the context by averaging. Objects are then scored with this representative as a fixed-size context.

To enable end-to-end optimization of differentiable ranking losses using these decompositions, we further contribute two new neural network architectures called FETA-NET and FATE-NET. We demonstrate empirically that both architectures are able to learn context-dependent ranking functions on both synthetic and real-world data.

²Ewerth et al., 2017; Freund et al., 2003.

While FETA and FATE appear to be natural approaches to context-dependent ranking, and first experimental results are promising, the theoretical foundation of context-dependent ranking is still weakly developed. One important question concerns the expressivity of the two representations, i. e., what type of context-effects they are able to capture, and what class of context-dependent ranking functions they can model. As already said, a first result could be established in the case of FETA, showing that any ranking function on N objects can be modeled by a decomposition of order $N - 1$ (cf. supplementary material). Yet, while this result is theoretically interesting, a quantification of the expressivity for practically meaningful model classes (i. e., k th-order approximations with small k) is an open question. Likewise, for FATE, there are no results in this direction so far.

Acknowledgements

This work is part of the Collaborative Research Center “On-the-Fly Computing” at Paderborn University, which is supported by the German Research Foundation (DFG). Calculations leading to the results presented here were performed on resources provided by the Paderborn Center for Parallel Computing.

References

- Agrawal, Rakesh, Ralf Rantzau, and Evimaria Terzi (2006). “Context-sensitive ranking”. In: *Proc. SIGMOD’06, ACM SIGMOD International Conference on Management of Data*. Chicago, USA, pp. 383–394.
- Bader, Johannes M. (2010). *Hypervolume-Based Search for Multiobjective Optimization: Theory and Methods*. Paramount, CA: CreateSpace.
- Bettman, James R, Mary Frances Luce, and John W Payne (1998). “Constructive consumer choice processes”. In: *Journal of consumer research* 25.3, pp. 187–217.
- Bringmann, Karl and Tobias Friedrich (2012). “Approximating the least hypervolume contributor: NP-hard in general, but fast in practice”. In: *Theor. Comput. Sci.* 425, pp. 104–116.
- Burges, Christopher J. C. (2010). *From ranknet to lambdarank to lambdamart: An overview*. Tech. rep. 23-581, p. 81.
- Burges, Christopher J. C., Tal Shaked, Erin Renshaw, Ari Lazier, Matt Deeds, Nicole Hamilton, and Gregory N. Hullender (2005). “Learning to rank using gradient descent”. In: *Machine Learning, Proceedings of the Twenty-Second International Conference (ICML 2005), Bonn, Germany, August 7-11, 2005*. Ed. by Luc De Raedt and Stefan Wrobel. Vol. 119. ACM International Conference Proceeding Series. ACM, pp. 89–96.
- Cao, Zhe, Tao Qin, Tie-Yan Liu, Ming-Feng Tsai, and Hang Li (2007). “Learning to rank: from pairwise approach to listwise approach”. In: *Machine Learning, Proceedings of the Twenty-Fourth International Conference (ICML 2007), Corvallis, Oregon, USA, June 20-24, 2007*. Ed. by Zoubin Ghahramani. Vol. 227. ACM International Conference Proceeding Series. ACM, pp. 129–136.
- Cohen, William W., Robert E. Schapire, and Yoram Singer (1999). “Learning to Order Things”. In: *J. Artif. Intell. Res.* 10, pp. 243–270.
- Dhar, Ravi, Stephen M Nowlis, and Steven J Sherman (2000). “Trying hard or hardly trying: An analysis of context effects in choice”. In: *Journal of Consumer Psychology* 9.4, pp. 189–200.
- Ewerth, Ralph, Matthias Springstein, Eric Müller, Alexander Balz, Jan Gehlhaar, Tolga Naziyok, Krzysztof Dembczyński, and Eyke Hüllermeier (2017). “Estimating Relative Depth in Single Images Via Rankboost”. In: *IEEE International Conference on Multimedia and Expo, ICME 2017, Hong Kong, July 10-14, 2017*.
- Freund, Yoav, Raj D. Iyer, Robert E. Schapire, and Yoram Singer (2003). “An Efficient Boosting Algorithm for Combining Preferences”. In: *Journal of Machine Learning Research* 4, pp. 933–969.
- Fürnkranz, Johannes and Eyke Hüllermeier, eds. (2010). *Preference Learning*. Springer.
- Grabisch, M., J.L. Marichal, R. Mesiar, and E. Pap (2009). *Aggregation Functions*. Cambridge University Press.
- Head, Tim, MechCoder, Gilles Louppe, Iaroslav Shcherbatyi, fcharras, Zé Vinícius, cmmalone, Christopher Schröder, nel215, Nuno Campos, Todd Young, Stefano Cereda, Thomas Fan, Justus Schwabedal, Hvass-Labs, Mikhail Pak, SoManyUsernamesTaken, Fred Callaway, Loïc Estève, Lilian Besson, Peter M. Landwehr, Pavel Komarov, Mehdi Cherti, Kejia (KJ) Shi, Karlson

- Pfannschmidt, Fabian Linzberger, Christophe Cauet, Anna Gut, Andreas Mueller, and Alexander Fabisch (2018). *scikit-optimize/scikit-optimize: High five - v0.5*.
- Huber, Joel (1982). “Adding Asymmetrically Dominated Alternatives: Violations of Regularity and the Similarity Hypothesis”. In: *The Journal of Consumer Research* 9.1, pp. 90–98.
- Huber, Joel and Christopher Puto (1983). “Market boundaries and product choice: Illustrating attraction and substitution effects”. In: *Journal of Consumer Research* 10.1, pp. 31–44.
- Huybrechts, Georic (2016). “Learning to Rank with Deep Neural Networks”. MA thesis. Université catholique de Louvain.
- Ioffe, Sergey and Christian Szegedy (2015). “Batch Normalization: Accelerating Deep Network Training by Reducing Internal Covariate Shift”. In: *Proceedings of the 32nd International Conference on Machine Learning, ICML 2015, Lille, France, 6-11 July 2015*. Ed. by Francis R. Bach and David M. Blei. Vol. 37. JMLR Workshop and Conference Proceedings. JMLR.org, pp. 448–456.
- Joachims, Thorsten (2002). “Optimizing search engines using clickthrough data”. In: *Proceedings of the Eighth ACM SIGKDD International Conference on Knowledge Discovery and Data Mining, July 23-26, 2002, Edmonton, Alberta, Canada*. ACM, pp. 133–142.
- Kamishima, Toshihiro, Hideto Kazawa, and Shotaro Akaho (2005). “Supervised Ordering - An Empirical Survey”. In: *Proceedings of the 5th IEEE International Conference on Data Mining (ICDM 2005), 27-30 November 2005, Houston, Texas, USA*. IEEE Computer Society, pp. 673–676.
- (2010). “A Survey and Empirical Comparison of Object Ranking Methods”. In: *Preference Learning*. Ed. by Johannes Fürnkranz and Eyke Hüllermeier. Springer, pp. 181–201.
- Klambauer, Günter, Thomas Unterthiner, Andreas Mayr, and Sepp Hochreiter (2017). “Self-Normalizing Neural Networks”. In: *Advances in Neural Information Processing Systems 30*. Ed. by I. Guyon, U. V. Luxburg, S. Bengio, H. Wallach, R. Fergus, S. Vishwanathan, and R. Garnett. Curran Associates, Inc., pp. 972–981.
- Luce, R.. Duncan (1959). *Individual Choice Behavior a Theoretical Analysis*. John Wiley and sons.
- Luo, Tianyi, Dong Wang, Rong Liu, and Yiqiao Pan (2015). “Stochastic Top-k ListNet”. In: *Proceedings of the 2015 Conference on Empirical Methods in Natural Language Processing, EMNLP 2015, Lisbon, Portugal, September 17-21, 2015*. Ed. by Lluís Màrquez, Chris Callison-Burch, Jian Su, Daniele Pighin, and Yuval Marton. The Association for Computational Linguistics, pp. 676–684.
- Nesterov, Yurii (1983). “A method of solving a convex programming problem with convergence rate $O(1/k^2)$ ”. In: *Soviet Mathematics Doklady*. Vol. 27. 2, pp. 372–376.
- Qin, Tao and Tie-Yan Liu (2013). “Introducing LETOR 4.0 Datasets”. In: *CoRR* abs/1306.2597. arXiv: 1306.2597.
- Ragain, Stephen and Johan Ugander (2016). “Pairwise Choice Markov Chains”. In: *Advances in Neural Information Processing Systems 29: Annual Conference on Neural Information Processing Systems 2016, December 5-10, 2016, Barcelona, Spain*. Ed. by Daniel D. Lee, Masashi Sugiyama, Ulrike von Luxburg, Isabelle Guyon, and Roman Garnett, pp. 3198–3206.
- Ravanbakhsh, Siamak, Jeff Schneider, and Barnabás Póczos (2017). “Equivariance Through Parameter-Sharing”. In: *Proceedings of the 34th International Conference on Machine Learning*. Ed. by Doina Precup and Yee Whye Teh. Vol. 70. Proceedings of Machine Learning Research. International Convention Centre, Sydney, Australia: PMLR, pp. 2892–2901.
- Rigutini, Leonardo, Tiziano Papini, Marco Maggini, and Franco Scarselli (2011). “SortNet: Learning to Rank by a Neural Preference Function”. In: *IEEE Trans. Neural Networks* 22.9, pp. 1368–1380.
- Rooderkerk, Robert P, Harald J Van Heerde, and Tammo HA Bijmolt (2011). “Incorporating context effects into a choice model”. In: *Journal of Marketing Research* 48.4, pp. 767–780.
- Saxena, Ashutosh, Min Sun, and Andrew Y. Ng (2009). “Make3D: Learning 3D Scene Structure from a Single Still Image”. In: *IEEE Trans. Pattern Anal. Mach. Intell.* 31.5, pp. 824–840.
- Simonson, Itamar (1989). “Choice based on reasons: The case of attraction and compromise effects”. In: *Journal of consumer research* 16.2, pp. 158–174.
- Simonson, Itamar and Amos Tversky (1992). “Choice in Context: Tradeoff Contrast and Extreme-ness Aversion”. In: *Journal of Marketing Research* 29.3, pp. 281–295.
- Stanley, Richard P. (2011). *Enumerative Combinatorics: Volume 1*. 2nd. New York, NY, USA: Cambridge University Press.
- Tesauro, Gerald (1989). “Connectionist Learning of Expert Preferences by Comparison Training”. In: *Advances in Neural Information Processing Systems 1*. Ed. by D. S. Touretzky. Morgan-Kaufmann, pp. 99–106.

- Tversky, Amos (1972). “Elimination by aspects: A theory of choice.” In: *Psychological review* 79.4, p. 281.
- Tversky, Amos and Itamar Simonson (1993). “Context-dependent preferences”. In: *Management science* 39.10, pp. 1179–1189.
- Volkovs, Maksims and Richard S. Zemel (2009). “BoltzRank: learning to maximize expected ranking gain”. In: *Proceedings of the 26th Annual International Conference on Machine Learning, ICML 2009, Montreal, Quebec, Canada, June 14-18, 2009*. Ed. by Andrea Pohoreckyj Danyluk, Léon Bottou, and Michael L. Littman. Vol. 382. ACM International Conference Proceeding Series. ACM, pp. 1089–1096.
- Wang, Jiang, Yang Song, Thomas Leung, Chuck Rosenberg, Jingbin Wang, James Philbin, Bo Chen, and Ying Wu (2014). “Learning Fine-Grained Image Similarity with Deep Ranking”. In: *CVPR*. IEEE Computer Society, pp. 1386–1393.
- Zaheer, Manzil, Satwik Kottur, Siamak Ravanbakhsh, Barnabas Poczos, Ruslan R Salakhutdinov, and Alexander J Smola (2017). “Deep Sets”. In: *Advances in Neural Information Processing Systems 30*. Ed. by I. Guyon, U. V. Luxburg, S. Bengio, H. Wallach, R. Fergus, S. Vishwanathan, and R. Garnett. Curran Associates, Inc., pp. 3393–3403.

Appendix

Context effects

The compromise effect states that the relative utility of an object increases by adding an extreme option that makes it a compromise in the set of alternatives (Roederkerk et al., 2011). For instance, consider the set of objects $\{A, B\}$ in Figure 3a. The ordering of these objects depends on how much the consumer is weighing the quality and the price of the product. If price is the constraint, then the preference order will be $A \succ B$. But as soon as there is another extreme option C available, the object B becomes a compromise option between the three alternatives. The preference relation between A and B gets inverted and turns into $B \succ A$.

Figure 3b illustrates the attraction effect. Here, if we add another object C to the set of objects $\{A, B\}$, where C is slightly dominated by B , the relative utility share for object B increases with respect to A . The major psychological reason is that consumers have a strong preference for dominating products (Huber and Puto, 1983). Thus, the preference relation between A and B may again be influenced.

The similarity or substitution effect is another phenomenon, according to which the presence of similar objects tends to reduce the overall probability of an object to be chosen, as it will divide the loyalty of potential consumers (Huber and Puto, 1983). In Figure 3c, B and C are two similar objects. Consumers who prefer high quality will be divided amongst the two objects, resulting in a decrease of the relative utility share of object B . Again, this may lead to turning a preference $B \succ A$ into $A \succ B$, at least on an aggregate (population) level, if preferences are defined on the basis of choice probabilities.

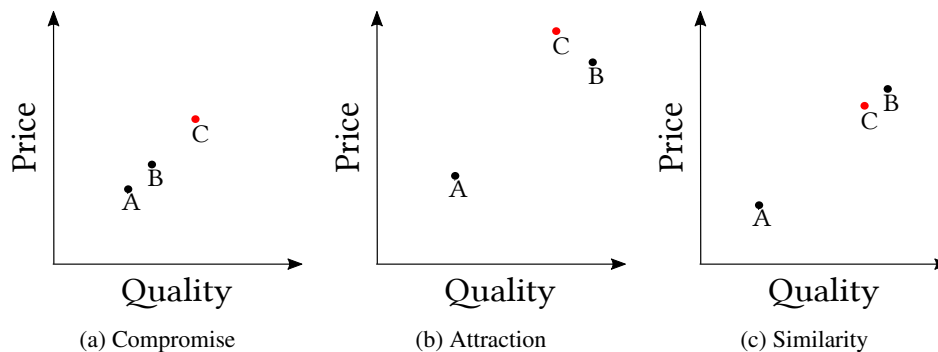


Figure 3: Context effects identified in the literature (Roederkerk et al., 2011).

Expressivity of K th order approximation

Proposition 1 Let \mathcal{X} be a set of N objects and $\mathcal{Q} = 2^{\mathcal{X}} \setminus \{\emptyset\}$ be the corresponding ranking task space. Let $\rho: \mathcal{Q} \rightarrow \mathcal{R}$ be a ranking function mapping from queries to rankings with $\mathcal{R} = \bigcup_{n \in [N]} \mathbb{S}_n$. There always exist preference functions

$$U_k: \mathcal{X} \times \mathcal{X}^k \rightarrow \mathbb{R}$$

such that the corresponding ranking rule of order $N - 1$

$$\begin{aligned} \rho_{\text{FETA}}(C) &= \arg \operatorname{sort}_{i \in [N]} U(\mathbf{x}_i, C \setminus \{\mathbf{x}_i\}) \\ &= \rho(C) \end{aligned}$$

for all ranking tasks $C \in \mathcal{Q}$.

PROOF Let $C_{-i} = C \setminus \{\mathbf{x}_i\}$ be the context for the ranking task C when scoring object \mathbf{x}_i . First, notice that $\rho_{\text{FETA}}(C) = \rho(C) = \pi$ if and only if $U(\pi(1), C_{-1}) > U(\pi(2), C_{-2}) > \dots > U(\pi(n), C_{-n})$ for a given ranking task C of size n . Thus $\rho_{\text{FETA}}(C) = \rho(C)$ for all $C \in \mathcal{Q}$ if and only if all resulting inequalities defined on the scores are satisfied.

The result can be shown by induction over the size $K \in \mathbb{N}$ of the maximum ranking task size (i.e. $K = \max_{C \in \mathcal{Q}} |C|$) for which ρ is defined. In addition denote with $\mathcal{Q}^{(k)}$ the ranking task space of ranking tasks with $|C| \leq k$ for $C \in \mathcal{Q}^{(k)}$. For the base case of $K = 1$ the corresponding rankings are all of size 1, which is why $\rho_{\text{FETA}}(C) = \rho(C)$ trivially holds for all $C \in \mathcal{Q}$.

For $K = 2$ we have ranking functions defined on pairs of objects. Here it suffices to use a preference function U_1 with contexts of size 2. Note, that for one fixed ranking task $\{\mathbf{x}_i, \mathbf{x}_j\}$ each preference score $U_2(\mathbf{x}_i, \{\mathbf{x}_j\})$ only appears in one inequality (i.e. the one in which $U_2(\mathbf{x}_i, \{\mathbf{x}_j\})$ and $U_2(\mathbf{x}_j, \{\mathbf{x}_i\})$ are compared). It follows that we can set $U_2(\mathbf{x}_i, \{\mathbf{x}_j\}) = \llbracket \mathbf{x}_i \succ_{\rho} \mathbf{x}_j \rrbracket$ for all pairs $i, j \in [N]$ and $U_1(\mathbf{x}_i, \cdot) = 0$ for all $i \in [N]$.

For the inductive step assume that for all $k \leq K$ the equality $\rho_{\text{FETA}}(C) = \rho(C)$ holds for all $C \in \mathcal{Q}^{(k)}$. Now we consider the step $K \rightarrow K + 1$. We know that preference scores $U(\mathbf{x}_i, C_{-i})$ with $|C| = K + 1$ only occur for inequalities defined for rankings of size $K + 1$ and further appear only in one inequality since we evaluate it only once for each object \mathbf{x}_i .

This time it is not possible to independently set these preference scores as we did before, since we have to take into account all the summands in equation (2) of the main paper. We already know by induction hypothesis that there exists a preference function U for any ρ defined on $\mathcal{Q}^{(K)}$ such that $\rho_{\text{FETA}}(C) = \rho(C)$ for all $C \in \mathcal{Q}^{(K)}$. For any ranking task $C \in \mathcal{Q}^{(K)}$ with $|C| = K$ let

$$\delta_{\max} = \max_{\mathbf{x}_i, \mathbf{x}_j \in X} \left| U(\mathbf{x}_i, C_{-i}) - U(\mathbf{x}_j, C_{-j}) \right|$$

be the maximum score difference using only the existing preference scores. We will use δ_{\max} now as a step size to define the preference scores for rankings of size $K + 1$.

Then set the preference scores $U_{K+1}(\cdot, C_{-})$ for $|C| = K + 1$ as follows:

$$U_{K+1}(\mathbf{x}_i, C_{-i}) = (K + 1 - \pi^{-1}(i)) \cdot (\delta_{\max} + \varepsilon)$$

where $\pi^{-1} = \rho^{-1}(X \cup \{\mathbf{x}_i\})$ and $\varepsilon > 0$. In other words, we simply set the scores inversely proportional to the position of the object in their respective ranking. To guarantee, that the preference scores which were defined on $|C| < K$ do not have an effect, we additionally scale by the step size $\delta_{\max} + \varepsilon$.

It follows that for any $\mathbf{x}_i, \mathbf{x}_j$ and any C with $|C| = K + 1$:

$$\begin{aligned} &U(\mathbf{x}_i, C_{-i}) - U(\mathbf{x}_j, C_{-j}) \\ &\leq U_{K+1}(\mathbf{x}_i, C_{-i}) - U_{K+1}(\mathbf{x}_j, C_{-j}) + \delta_{\max} \\ &= (\delta_{\max} + \varepsilon)(\pi^{-1}(j) - \pi^{-1}(i)) + \delta_{\max} \\ &= \delta_{\max}(\pi^{-1}(j) - \pi^{-1}(i) + 1) + \varepsilon(\pi^{-1}(j) - \pi^{-1}(i)) \end{aligned}$$

Since $\delta_{\max} > 0$ this equation is > 0 if and only if $\pi^{-1}(j) > \pi^{-1}(i)$ and therefore if $\mathbf{x}_i \succ \mathbf{x}_j$ and < 0 otherwise.

We can conclude that we can obtain all possible rankings of size $K + 1$ using this construction. Thus, the statement follows.

Loss Functions

A key advantage of the above architectures is that they are fully differentiable, allowing us to use any differentiable loss function ℓ . In our case, a loss is supposed to compare a ground-truth ranking π for a task $Q = \{\mathbf{x}_1, \dots, \mathbf{x}_n\}$ with a vector $\mathbf{s} = (s_1, \dots, s_n)$ of scores predicted for the objects in Q . Thus, the loss is of the form $\ell(\pi, \mathbf{s})$.

Unfortunately, many interesting ranking losses, such as the (normalized) *0/1-ranking loss*

$$d_{\text{RL}}(\pi, \mathbf{s}) = \frac{2}{n(n-1)} \sum_{(i,j):\pi(i)<\pi(j)} \left(\mathbb{I}[s_i < s_j] + \frac{1}{2} \mathbb{I}[s_i = s_j] \right)$$

or the popular nDCG, are not differentiable. Yet, just like in the binary classification setting, we can define a *surrogate loss function* that upper bounds the true binary ranking loss, is differentiable almost everywhere, and ideally even convex. We propose to use the *hinge ranking loss*:

$$\ell_{\text{HL}}(\pi, \mathbf{s}) = \frac{2}{n(n-1)} \sum_{\substack{(i,j): \\ \pi(i)<\pi(j)}} \max(1 + s_i - s_j, 0)$$

It is convex and has a constant subgradient with respect to the individual scores. Another choice for a differentiable loss function is the Plackett-Luce (PL) loss:

$$\ell_{\text{PL}}(\pi, \mathbf{s}) = \sum_{i=1}^{n-1} \log \left(\sum_{j=i}^n \exp(s_{\pi^{-1}(j)}) \right) - s_{\pi^{-1}(i)},$$

which corresponds to the negative logarithm of the PL-probability to observe π given parameters \mathbf{s} . The networks can then be trained by gradient descent and backpropagating the loss through the network.

Experimental details

All experiments are implemented in Python, and the code is publicly available³. The hyperparameters of each algorithm were tuned with scikit-optimize (Head et al., 2018) using nested cross-validation. For all neural network models, we make use of the following techniques: We use either ReLU non-linearities + batch normalization (Ioffe and Szegedy, 2015) or SELU non-linearities (Klambauer et al., 2017) for each hidden layer. For regularization, both L_1 and L_2 penalties are applied. For optimization, stochastic gradient descent with Nesterov momentum (Nesterov, 1983) is used. LISTNET has an additional parameter k , which specifies the size of the top- k rankings used for training. We set this parameter to 3 in all experiments.

We evaluate the algorithms in terms of 0/1-accuracy $d_{\text{ACC}}(\pi, \tau_{\mathbf{s}}) = \mathbb{I}[\pi = \tau_{\mathbf{s}}]$, 0/1-ranking accuracy $d_{\text{RA}}(\pi, \mathbf{s}) = 1 - d_{\text{RL}}(\pi, \mathbf{s})$, and Spearman rank correlation $d_{\text{Spear}}(\pi, \tau_{\mathbf{s}}) = 1 - 6 \sum_{i=0}^n (\pi(i) - \tau_{\mathbf{s}}(i))^2 / (n(n^2 - 1))$, where $\tau_{\mathbf{s}}$ is the ranking induced by the predicted score vector \mathbf{s} .

The Medoid Problem

Specifically, we generate $\mathcal{D} = \{(Q_1, \pi_1), (Q_2, \pi_2), \dots, (Q_N, \pi_N)\}$ as follows:

1. Generate data points $Q_i = \{\mathbf{x}_{i,1}, \dots, \mathbf{x}_{i,n}\} \subseteq [0, 1]^d$ for the ranking tasks uniformly at random.
2. Construct the corresponding rankings π_1, \dots, π_N as follows: For all $1 \leq i \leq N$,

³<https://github.com/kiudee/cs-ranking>

(a) compute the medoid

$$\mathbf{x}_i^* = \arg \min_{\mathbf{x} \in Q_i} \frac{1}{n} \sum_{j=1}^n \|\mathbf{x} - \mathbf{x}_{i,j}\|,$$

(b) compute the ranking

$$\pi_i = \arg \operatorname{sort}_{j \in [n]} -\|\mathbf{x}_i^* - \mathbf{x}_{i,j}\|.$$

The Hypervolume Problem

The input for the learners are the sets of points on the Pareto-front, and the target is a ranking of these points based on their contribution to the hypervolume. Data generations is done as follows:

1. Generate points for the ranking tasks uniformly on the negative surface of the unit sphere $Q_i = \{\mathbf{x}_{i,1}, \dots, \mathbf{x}_{i,n}\} \subseteq \{\mathbf{x} \in \mathbb{R}^d \mid \|\mathbf{x}\| = 1, \forall 1 \leq i \leq d : x_i \leq 0\}$.
2. Construct the corresponding rankings π_1, \dots, π_N as follows: For all $1 \leq i \leq N$,
 - (a) compute the contributions Δ_j of each object $\mathbf{x}_{i,j}$ to the hypervolume⁴ of the ranking task Q_i , i.e.,

$$\Delta_{i,j} = \operatorname{hyp}(Q_i) - \operatorname{hyp}(Q_i \setminus \{\mathbf{x}_{i,j}\}),$$

(b) and then the ranking

$$\pi_i = \arg \operatorname{sort}_{j \in [n]} \{-\Delta_{i,j} \mid \mathbf{x}_{i,j} \in Q_i\}.$$

Generalization across ranking sizes

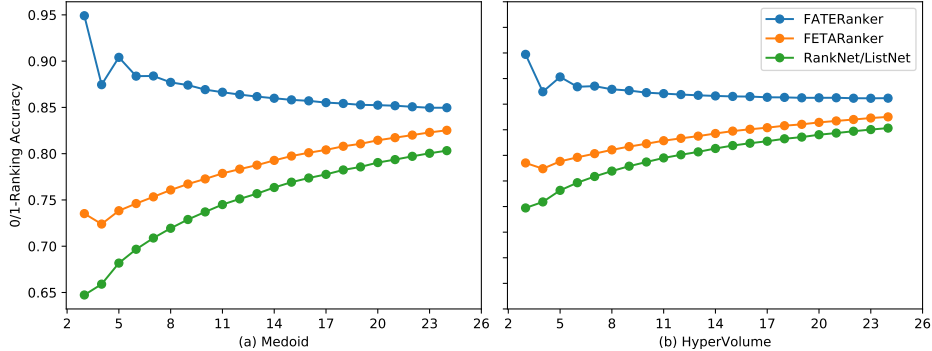


Figure 4: 0/1-Ranking accuracy of FATE-NET trained on rankings of size 5, then predicting on ranking tasks of a different size.

Given that our approaches FATE-NET and FETA-NET outperform the other approaches, we are interested in how well all of the approaches generalize to unseen ranking task sizes. To this end, we apply them on the Medoid and Hypervolume dataset with 5 objects as ranking task size, and then test it on ranking task sizes between 3 and 24. The results are shown in Figure 4. Expected rank regression and RankSVM did not achieve better results than random guessing, which is why we removed them from the plot. It is interesting to note, that for models which model the latent utility (i.e. FETA-NET and RANKNET), the accuracy improves with increasing ranking task size. This hints at the context-dependency vanishing with increasing number of objects, since they densely populate the space. For FATE-NET, increasing the size of the ranking task apparently leads to a slightly lower ranking accuracy. Since the representative μ_Q is computed as the average of the object embeddings, this behavior is to be expected when the ranking function behaves similarly for different ranking task sizes.

⁴We use the PyGMO library to compute exact contributions.