

NARCISSUS: Correct-By-Construction Derivation of Decoders and Encoders from Binary Formats

BENJAMIN DELAWARE, Purdue University
SORAWIT SURIYAKARN, Hudson River Trading
CLÁLMENT PIT-CLAUDEL, MIT CSAIL
QIANCHUAN YE, Purdue University
ADAM CHLIPALA, MIT CSAIL

It is a neat result from functional programming that libraries of *parser combinators* can support rapid construction of decoders for quite a range of formats. With a little more work, the same combinator program can denote both a decoder and an encoder. Unfortunately, the real world is full of gnarly formats, as with the packet formats that make up the standard Internet protocol stack. Most past parser-combinator approaches cannot handle these formats, and the few exceptions require redundancy – one part of the natural grammar needs to be hand-translated into hints in multiple parts of a parser program. We show how to recover very natural and nonredundant format specifications, covering all popular network packet formats and generating both decoders and encoders automatically. The catch is that we use the Coq proof assistant to derive both kinds of artifacts using tactics, automatically, in a way that guarantees that they form inverses of each other. We used our approach to reimplement packet processing for a full Internet protocol stack, inserting our replacement into the OCaml-based MirageOS unikernel, resulting in minimal performance degradation.

1 INTRODUCTION

Decoders and encoders are vital components of any software that communicates with the outside world, and accordingly functions that process untrusted data represent a key attack surface for malicious actors. Failures to produce or interpret standard formats routinely result in data loss, privacy violations, and service outages in deployed systems [1–3]. In the case of formally verified systems, bugs in encoder and decoder functions that live in the unverified, trusted code have been shown to invalidate the entire assurance case [22]. There are no shortage of code-generation frameworks [7–9, 19–21, 27, 35, 40, 41, 49, 53] that aim to reduce opportunities for user error in writing encoders and decoders, but these systems are quite tricky to get right and have themselves been sources of serious security bugs [4].

Combinator libraries are an alternative approach to the rapid development of parsers which has proven particularly popular in the functional-programming community [32]. This approach has been adapted to generate both parsers and pretty printers from single programs [29, 44]. Unfortunately, combinator libraries suffer from the same potential for bugs as code-generation frameworks, with the additional possibility for users to introduce errors when extending the library with new combinators. This paper presents NARCISSUS, a combinator-style framework for the Coq proof assistant that eliminates the possibility of such bugs, enabling the derivation of encoders and decoders that are correct by construction. Each derived encoder and decoder is backed by a machine-checked functional-correctness proof, and NARCISSUS leverages Coq’s proof automation to help automate both the construction of encoders and decoders and their correctness proofs. Key to our approach is how it threads information through a derivation, in order to generate decoders and encoders for the sorts of non-context-free languages that often appear in standard networking protocols.

Authors’ addresses: Benjamin Delaware, Purdue University, bendy@purdue.edu; Sorawit Suriyakarn, Hudson River Trading, sorawit@csail.mit.edu; Clément Pit-Claudel, MIT CSAIL, cpitcla@csail.mit.edu; Qianchuan Ye, Purdue University, ye202@purdue.edu; Adam Chlipala, MIT CSAIL, adamc@csail.mit.edu.

We begin by introducing the key features of NARCISSUS with a series of increasingly complex examples, leading to a hypothetical format of packets sent by a temperature sensor to a smart home controller. In order to build up the reader’s intuition, we deliberately delay a discussion of the full details of our approach until [Section 2](#). The code accompanying our tour is included in our code supplement in the `src/Narcissus/Examples/README.v` file.

1.1 A Tour of NARCISSUS

Getting started. Our first format is extremely simple:

<pre>Record sensor_msg := { stationID: word 8; data: word 16 }.</pre>	1.1: User input
<pre>Let format := format_word ◦ stationID ++ format_word ◦ data.</pre>	
<pre>Let invariant (msg: sensor_msg) := T.</pre>	
<pre>Let enc_dec: EncDecPair format invariant := ltac:(derive_encoder_decoder_pair).</pre>	
<pre>Let encode := encoder_impl enc_dec. stationID >>> SetCurrentByte >> data >>> (high_bits 8 >>> SetCurrentByte >> low_bits 8 >>> SetCurrentByte)</pre>	1.2: Encoder
<pre>Let decode := decoder_impl enc_dec. b ← GetCurrentByte; b₀ ← GetCurrentByte; b' ← GetCurrentByte; w ← ret b₀ · b'; ret { stationID := b; data := w }</pre>	1.3: Decoder

All user input is contained in [box 1.1](#). `sensor_msg` is a record type with two fields; the Coq `Record` command defines accessor functions for these two fields. `format` specifies how instances of this record are serialized using two *format combinators*: `format_word` is a NARCISSUS primitive that serializes a word bit-by-bit, and `++` is a sequencing operator (write this, then that). `invariant` specifies additional constraints on well-formed packets, although this example does not have any. The `derive_encoder_decoder_pair` tactic is part of the framework and automatically generates encoder and decoder functions, as well as proofs that they are correct.

Boxes [1.2](#) and [1.3](#) show the generated code. In [box 1.2](#), the encoder operates on a data value and a fixed-size byte buffer (both implicit) and returns the encoded packet, or `None` if it did not fit in the supplied buffer. In [box 1.3](#), the decoder takes a buffer and returns a packet, or `None` if the buffer did not contain a valid encoding. Both generated programs live in stateful error monads (`←` and `>>` are the usual binding and sequencing operators), offering primitives to read and write a single byte (`GetCurrentByte`, `SetCurrentByte`). The encoder uses the `>>>` reverse-composition operator ($a \ggg b \equiv b \circ a$) to pass record fields to `SetCurrentByte`. Since data is 16 bits long, the encoder also uses `high_bits` and `low_bits` to extract the first and last 8 bits, and the decoder reassembles them using the `·` concatenation operator: this byte-alignment transformation is part of the `derive_encoder_decoder_pair` logic.

Underspecification. We now consider a twist: to align data on a 16-bit boundary, we introduce 8 bits of padding after `stationID`; these bits will be reserved for future use:

<pre>Record sensor_msg :=</pre>	2.1: User input
---------------------------------	-----------------

```

    { stationID: word 8; data: word 16 }.
  Let format :=
    format_word ◦ stationID
  ++ format_unused_word 8
  ++ format_word ◦ data.
  Let invariant (msg: sensor_msg) := T.
  Let enc_dec: EncDecPair format invariant :=
    ltac:(derive_encoder_decoder_pair).
  Let encode := encoder_impl enc_dec. 2.2: Encoder
    stationID >>> SetCurrentByte >>
    const 0b00000000 >>> SetCurrentByte >>
    data >>> (high_bits 8 >>> SetCurrentByte >>
              low_bits 8 >>> SetCurrentByte)
  Let decode := decoder_impl enc_dec. 2.3: Decoder
    b ← GetCurrentByte;
    _ ← GetCurrentByte;
    b1 ← GetCurrentByte;
    b' ← GetCurrentByte;
    w ← ret b1 · b';
    ret { | stationID := b; data := w | }

```

These eight underspecified bits introduce an asymmetry: the encoder always writes `0x00`, but the decoder accepts any value. The lax behavior is crucial because the `format_unused_word` specification allows conforming encoders to output *any* 8-bit value; as a result, a correct decoder for this format needs to accept *all* 8-bit values. In that sense, the encoder and decoder that NARCISSUS generates are not strict inverses of each other: the encoder is one among many functions permitted by the formatting specification, and the decoder is the inverse of the *entire family* described by the format, accepting packets serialized by *any* conforming encoder.

Constants and enums. Our next enhancements are to add a version number to our format and to tag each measurement with a kind, "TEMP" or "HUMIDITY". To save space, we allocate 2 bits for the tag and 14 bits for the measurement:

```

  Let kind := 3.1: User input
    EnumType ["TEMP"; "HUMIDITY"].
  Record sensor_msg :=
    { stationID: word 8; data: (kind * word 14) }.
  Let format :=
    format_word ◦ stationID
  ++ format_unused_word 8
  ++ format_const 0b00000111111100010
  ++ format_enum [0b00; 0b01] ◦ fst ◦ data
  ++ format_word ◦ snd ◦ data.
  Let invariant (msg: sensor_msg) := T.
  Let enc_dec: EncDecPair format invariant :=
    ltac:(derive_encoder_decoder_pair).
  Let encode := encoder_impl enc_dec. 3.2: Encoder
    stationID >>> SetCurrentByte >>
    const 0b00000000 >>> SetCurrentByte >>
    const 0b00000111 >>> SetCurrentByte >>
    const 0b11100010 >>> SetCurrentByte >>

```

```

(λ r ⇒ (Vector.nth [0b00; 0b01] ∘ fst ∘ data) r · (snd ∘ data) r)
  >>> (high_bits 8 >>> SetCurrentByte >>
      low_bits 8 >>> SetCurrentByte)

```

```

Let decode := decoder_impl enc_dec.
b ← GetCurrentByte;
_ ← GetCurrentByte;
b1 ← GetCurrentByte;
b' ← GetCurrentByte;
w ← ret b1 · b';
(if weq w 0b0000011111100010 then
  b2 ← GetCurrentByte;
  b'0 ← GetCurrentByte;
  w0 ← ret b2 · b'0;
  match index (high_bits 2 w0) [0b00; 0b01] with
  | Some a' → ret {| stationID := b; data := (a', low_bits 14 w0) |}
  | None → fail end
else fail)

```

3.3: Decoder

The use of `format_const` in the specification forces conforming encoders to write out the value `0x7e2`, encoded over 16 bits. Any input that does not contain that exact sequence is malformed, which the generated decoder signals by throwing an exception. NARCISSUS also checks more subtle dependencies between subformats: for example, if a format were to encode the same value twice, the generated decoder will decode both values *and* check that they agree— the packet must be malformed if not. The argument passed to `format_enum` specifies which bit patterns to use to represent each tag (0b00 for "TEMP", 0b01 for "HUMIDITY"), and the decoder uses this mapping to reconstruct the appropriate enum member.

Lists and dependencies. Our penultimate example illustrates data dependencies and input restrictions. To do so, we replace our single data point with a list of measurements (for conciseness, we remove tags and use 16-bit words):

```

Record sensor_msg :=
  { stationID: word 8; data: list (word 16) }.

```

```

Let format :=
  format_word ∘ stationID
++ format_unused_word 8
++ format_const 0b0000011111100010
++ format_list format_word ∘ data.

```

```

Let invariant (msg: sensor_msg) := T.
Let enc_dec: EncDecPair format invariant :=
  ltac:(derive_encoder_decoder_pair).

```

4.1: User input

The `format_list` combinator encodes a value by simply applying its argument combinator in sequence to each element of a list. We start a derivation as before, but we quickly run into an issue: the derivation fails, leaving multiple Coq goals unsolved. The first of these shows the portion of the format where `derive_encoder_decoder_pair` got stuck:

```
CorrectDecoder (format_list format_word ∘ data ++ ...) ?d
```

Using an additional tactic takes us to the last unsolvable goal, which is equivalent to the following:

```
∀ msg: sensor_msg, stationID msg = sid → length msg.(measurements) = ?Goal
```

This goal indicates that the derivation got stuck trying to find a decoder for the list of measurements. The issue is that the built-in list decoder is only applicable if the number of elements to decode is

known, but our format never encodes the length of the data list.

An attempt to fix this problem by including the length of data does not completely solve the problem, unfortunately (`format_nat 8 ◦ length` specifies that the length should be truncated to 8 bits and written out):

```
Let format := 5.1: User input
  format_word ◦ stationID
  ++ format_nat 8 ◦ length ◦ data
  ++ format_const 0b0000011111100010
  ++ format_list format_word ◦ data.
```

Indeed, the decoder derivation now gets stuck on the following goal:

CorrectDecoder (format_nat 8 ◦ length ◦ data ++ ...) ?d

Our debugging tactic now produces the following goal:

∀ data: sensor_msg, invariant data ∧ stationID data = proj →
length data.(measurements) < 2¹⁶

The problem is that, since we encode the list's length on 8 bits, the round-trip property that NARCISSUS enforces only holds if the list has fewer than 2⁸ elements: larger lists have their lengths truncated, and it becomes impossible for the decoder to know for certain how many elements it should decode. What we need is an input restriction: a predicate defining which messages we may encode. To this end, we make one final adjustment:

```
Let invariant (msg: sensor_msg) := 6.1: User input
  length (msg.(data)) < 28.
```

```
Let encode := encoder_impl enc_dec. 6.2: Encoder
  stationID >>> SetCurrentByte >>
  data >>> Datatypes.length >>> natToWord 8 >>> SetCurrentByte >>
  const 0b00000111 >>> SetCurrentByte >>
  const 0b11100010 >>> SetCurrentByte >>
  data >>> AlignedEncodeList (λ _ => high_bits 8 >>> SetCurrentByte >>
    low_bits 8 >>> SetCurrentByte)
```

```
Let decode := decoder_impl enc_dec. 6.3: Decoder
  b ← GetCurrentByte;
  b0 ← GetCurrentByte;
  b1 ← GetCurrentByte;
  b' ← GetCurrentByte;
  w ← ret b1 · b';
  (if weq w 0b0000011111100010 then
    l ← ListAlignedDecodeM (λ _ =>
      w0 ← GetCurrentByte;
      w' ← GetCurrentByte;
      ret w0 · w') (wordToNat b0);
    ret {| stationID := b; data := l |}
  else fail)
```

User-defined formats. Our final example illustrates a key benefit of the combinator-based approach: integration of user-defined formats and decoders. The advantage here is that NARCISSUS does not sacrifice correctness for extensibility: every derived function must be correct. This example uses a custom type for sensor readings, `reading`. To integrate this type into NARCISSUS, the user also supplies the format specification for this type, corresponding encoders and decoders and proofs of their correctness, and a set of tactics explaining how to integrate this record into a derivation.

Section 5 provides the complete details on these ingredients, but for now we note that the `format_reading` specification is nothing more exotic than a nondeterministic function in the style of the Fiat framework [16], and that the two lemmas are normal interactive Coq proofs.

```

Inductive reading := 7.1: User input
  | Temperature (_ : word 14) | Humidity (_ : word 14).

Let fmt_reading m s := match m with
  | Temperature t => ret (serialize (0b00 · t) s)
  | Humidity h => ret (serialize (0b01 · h) s) end.

Let enc_reading := ...
Lemma enc_readingCorrect: CorrectEncoder fmt_reading enc_reading. ...

Let dec_reading := ...
Lemma dec_readingCorrect: CorrectDecoder fmt_reading dec_reading. ...

Ltac new_encoder_rules ::= apply enc_readingCorrect.
Ltac new_decoder_rules ::= apply dec_readingCorrect.

Record sensor_msg :=
  { stationID: word 8; data: list reading }.

Let format :=
  format_word ◦ stationID
  ++ format_nat 8 ◦ length ◦ data
  ++ format_list fmt_reading ◦ data.

Let invariant (msg: sensor_msg) :=
  length (msg.(data)) < 28.

Let enc_dec: EncDecPair format invariant :=
  ltac:(derive_encoder_decoder_pair).

```

Wrapping up. In NARCISSUS, users specify formats using a library of combinators, and use tactics to automatically derive correct-by-construction encoder and decoder functions from these specifications. Formats may be underspecified, in that a particular source value may be serialized in different ways, but decoders are guaranteed to correctly interpret all of them. Formats may induce dependencies between subformats; the derivation procedure is responsible for tracking these dependencies when generating a decoder. Finally, a user can extend NARCISSUS with new formats and datatypes by providing a few simple ingredients; extensions are guaranteed not to compromise the correctness of derived functions.

To more precisely summarize this paper’s contributions:

- We develop specifications of correctness for encoders and decoders, keyed on a common nondeterministic format.
- We show how encoder and decoder combinators can be verified modularly, even when their correctness depends on the contexts in which they are used, in a way that enables compositional verification of composite encoders and decoders built from combinators.
- We show how to derive correct-by-construction encoders and decoders via interactive proof search using libraries of verified combinators, and provide proof tactics to automate the process in a way that supports extension without compromising soundness.
- We demonstrate how a two-phase approach which iteratively refines bit-level specifications into byte-level functions can enable both clean specifications and efficient implementations.

We demonstrate the applicability of NARCISSUS by deriving packet processors for a full Internet protocol stack, which required the addition of a checksum combinator. Inserting our replacement into the OCaml-based MirageOS unikernel results in minimal performance degradation.

We pause briefly here to contrast the design choices made by NARCISSUS with other approaches to serializing and deserializing data, with a fuller discussion deferred to [Section 7](#). There has been a particular focus on formally verifying parsers and pretty printers for programming-language ASTs as parts of compiler frontends [10, 28, 31] or to carry out binary analysis [38, 51]. One of the target applications of NARCISSUS is formally verified distributed systems, and the restriction to context-free languages (as found in those tools) disallows many of the standard network formats such applications require.

NARCISSUS has a similar motivation to bidirectional programming languages [12, 39] in which programs can be run “in reverse” to map target values to the source values that produced them. The bidirectional programming language Boomerang adopts a similar combinator-based approach to deriving transformations between target and source values. Invertibility is an intrinsic property of bidirectional languages, so new combinators require extensions to its metatheory. In contrast, proofs of correctness are built alongside functions in NARCISSUS, allowing the framework to be safely augmented by including a proof justifying a new implementation strategy as part of an extension.

We now present the complete details of NARCISSUS in a more bottom-up fashion, before discussing our evaluation and a more detailed comparison with related work. The pieces described below are contained in our code supplement, which may be helpful to consult while reading.

2 NARCISSUS, FORMALLY

We begin our ground-up explanation of NARCISSUS with the definition of the *formats* that capture relationships between structured source values and their serialized representations. The signature of a format from source type S to target type T is defined by a type alias:

$$\text{Format } M \ S \ T \ \Sigma := \text{Set of } (S \times \Sigma \times T \times \Sigma)$$

That is, a format is a quaternary relation on source values, initial states, target values, and final states. Including states in the format allows us to specify a rich set of formats, including DNS packets. As hinted at by the M suffix, $\text{Format } M$ can be interpreted as the composition of the nondeterminism and stateful monads.

The format combinators showcased in [Section 1.1](#) have straightforward definitions using standard set operations. The ++ combinator sequences its subformats using a monoid operation \cdot provided by its target type.

$$(s, \sigma, t, \sigma') \in \text{format}_1 \text{ ++ } \text{format}_2 \equiv \exists t_1 \ t_2 \ \sigma''. (s, \sigma, t_1, \sigma'') \in \text{format}_1 \wedge (s, \sigma'', t_2, \sigma') \in \text{format}_2 \wedge t = t_1 \cdot t_2$$

The function-composition combinator \circ is actually defined via the more elementary \odot combinator. This combinator uses a relation, f , to format a projection of the source domain:

$$(s, \sigma, t, \sigma') \in \text{format} \odot f \equiv \exists s'. (s', \sigma, t, \sigma') \in \text{format} \wedge f \ s \ s'$$

Underspecified formats can be built by combining \odot with a choice operator, as in the format for unused words:

$$\text{format_unused_word} \equiv \text{format_word} \odot \{(_, _) \mid \text{True}\}$$

In addition to \circ , \odot is used to define the \cap combinator that restricts the source values included in a format:

$$\begin{aligned} \text{format} \circ f &\equiv \text{format} \odot \{(s, s') \mid s' = f \ s\} \\ \text{format} \cap P &\equiv \text{format} \odot \{(s, s') \mid P \ s \wedge s = s'\} \end{aligned}$$

Format	Higher-order?	Format	Higher-order?
Booleans	no	Fixed-Length Words	no
Peano Numbers	no	Unspecified BitString	no
Variable-Length List	yes	Fixed-Length List	yes
Variable-Length String	no	Fixed-Length String	no
Option Type	yes	Ascii Character	no
Enumerated Types	no	Variant Types	yes

Fig. 1. Formats for base types included in NARCISSUS.

Another helpful higher-order combinator is `Union`, which is useful for defining formats with variant encodings, e.g. Ethernet frames:

$$(s, \sigma, t, \sigma') \in \text{format}_1 \cup \text{format}_2 \equiv (s, \sigma, t, \sigma') \in \text{format}_1 \vee (s, \sigma, t, \sigma') \in \text{format}_2$$

While not very useful for user-defined formats, the empty format ϵ , is helpful in the specifications of encoder and decoder combinators:

$$(s, \sigma, t, \sigma') \in \epsilon \equiv t = \iota \wedge \sigma = \sigma'$$

For clarity, we have presented these combinators in point-free style, but the monad formed by `FormatM` also admits definitions in a pointed style, which can be more convenient for defining base formats like `format_reading`. In addition to the standard `return` and `bind` ($_ \leftarrow _ ; _$) operators, this monad includes a set-comprehension operator $\{x \mid P\ x\}$, which specifies a set via a defining property P on possible return values. The three operators have straightforward interpretations as sets [16]:

$$\begin{aligned} e \in \text{return } v &\equiv e = v \\ e \in \{x \mid P\ x\} &\equiv P\ e \\ e \in x \leftarrow y ; k\ x &\equiv \exists e'. e' \in y \wedge e \in k\ e' \end{aligned}$$

As an example, we can specify the set of all possible locations of a period in a string s as:

$$s_1 \leftarrow \{s_1 : \text{String} \mid \exists s_2 . s = s_1 ++ "." ++ s_2\}; \text{return } (\text{length } s_1)$$

In addition to enabling users to define their own formats in a familiar monadic style, the nondeterminism monad integrates nicely with Coq's rewriting machinery when deriving correct encoders. NARCISSUS includes a library of formats for the standard types listed in Figure 1, most of which have pointed definitions.

We have left the definition of the target type of our formats underspecified until now. Either *bitstrings* or *bytestrings*, i.e. lists of bits or bytes, would be natural choices, each with its own advantages and disadvantages. Bitstrings have a conceptually cleaner interface which allows users to avoid byte alignment considerations. As an example, the format in box 3.1 can simply sequence 14-bit and 2-bit words, while a byte-aligned specification would require splitting the first word into 8- and 6-bit words, and

```

ADT T {
Definition  $\iota : T$  ;
Definition  $\cdot : T \rightarrow T \rightarrow T$  ;
Definition  $\text{snoc} : T \rightarrow \mathbb{B} \rightarrow T$  ;
Definition  $\text{unfold} : T \rightarrow \text{option } (\mathbb{B} \times T)$  ;

Axiom  $\text{left\_id} : \forall s_1 , \iota \cdot s_1 = s_1$  ;
Axiom  $\text{right\_id} : \forall s_1 , s_1 \cdot \iota = s_1$  ;
Axiom  $\text{assoc} : \forall s_1\ s_2\ s_3 , s_1 \cdot (s_2 \cdot s_3) = (s_1 \cdot s_2) \cdot s_3$  ;

Axiom  $\text{unfold\_app} : \forall b\ s_1\ s_2\ s_3 , \text{unfold } s_1 = \text{Some } (b, s_2) \rightarrow \text{unfold } (s_1 \cdot s_3) = \text{Some } (b, s_2 \cdot s_3)$  ;
Axiom  $\text{snoc\_app} : \forall b\ s_1\ s_2 , \text{snoc } b\ (s_1 \cdot s_2) = s_1 \cdot (\text{snoc } b\ s_2)$  ;
Axiom  $\text{unfd\_snoc} : \forall b, \text{unfold } (\text{snoc } b\ \iota) = \text{Some } (b, \iota)$  ;
Axiom  $\text{unfd\_id} : \text{unfold } \iota = \text{None}$  ;
Axiom  $\text{unfd\_inj} : \forall s_1\ s_2 , \text{unfold } s_1 = \text{unfold } s_2 \rightarrow s_1 = s_2$  }

```

Fig. 2. The ByteString interface, with some length operations elided.

combining the latter with the 2-bit word. Unfortunately, true bitstrings are quite removed from the byte buffers used in real systems, requiring bit-shifting to enqueue bits one at a time. NARCISSUS attempts to split the difference by using the bitstring abstract data type presented in Figure 2 for the target type of formats. Clients can treat \mathbb{T} as a bitstring equipped with operations governed by algebraic laws for monoids and queues, while its actual representation type is closer to that of a bytestring. Section 4 details how our derivation procedures optimize away uses of this interface in order to produce more performant implementations.

2.1 Specifying Encoders and Decoders

These relational formats are not particularly useful by themselves— even checking whether a format permits specific source and target values may be undecidable. Instead we use them to specify the correctness of *both* encoders and decoders. So far, we have seen examples of relational formats that permit one or many target representations of a particular source value, but in their full generality, there might not be *any* valid encodings of some source value. As an extreme example, consider the following use of the \cap combinator to define an empty relation: $\{s \mid \text{False}\} \cap \text{format_word}$. More realistically, a format for domain names must disallow strings with runs of “.”, e.g. “www.foo..bar.com”. To account for formats that exclude some source values, NARCISSUS encoders are partial functions from source to target values: $\text{EncodeM S T } \Sigma := S \rightarrow \Sigma \rightarrow \text{Option } (\mathbb{T} \times \Sigma)$. At a high level, a format describes a family of permissible encoders, where each must commit to a single target representation for each source value in the relation. More formally:

Definition 2.1 (Encoder Correctness). A correct encoder for a format $\text{format} : \text{FormatM S T } \Sigma$ is a partial function, $\text{encode} : \text{EncodeM S T } \Sigma$, that only produces encodings of source values included in the format and produces an error on source values not included in the format:

$$\begin{aligned} & \forall s \sigma t \sigma'. \text{ encode } s \sigma = \text{Some } (t, \sigma') \rightarrow (s, \sigma, t, \sigma') \in \text{format} \\ & \bigwedge \forall s \sigma. \text{ encode } s \sigma = \perp \rightarrow \forall t' \sigma'. (s, \sigma, t', \sigma') \notin \text{format}. \end{aligned}$$

In other words, a valid encoder *refines* a format; we henceforth use the notation $\text{format} \supseteq \text{encode}$ to denote that encode is a correct encoder for format .

Before stating the corresponding correctness definitions for decoders, consider the high-level properties a correct decoder should satisfy, ignoring for now the question of state. Clearly, it must be a *sound* left inverse of the format relation. That is, it should map every element t in the image of s in format back to s : $\forall s t. (s, t) \in \text{format} \rightarrow \text{decode}(t) = s$. Less clear is how much conformance checking a “correct” decoder should perform on target values that fall outside the image of format : should decode fail on such inputs, or should its behavior be unconstrained in these cases? If these decoders are being integrated into other formally verified systems that process decoded data further, it is desirable to provide the strongest assurance about the integrity of decoded data to downstream functions. On the other hand, there are valid reasons for looser standards, like sacrificing strict format validation for efficiency, e.g. by not verifying checksums. For now, we require correct decoders to flag strictly *all* malformed target values by signaling errors when applied to target values not included in the relation: $\forall s t. \text{ decode } t = \text{Some } s \rightarrow (s, t) \in \text{format}$. As we shall see later, our formulation will also support deriving decoders with more lenient validation policies. However, we note that there are compelling security reasons for the top-level decoder to enforce strict input validation, in order to cut off potential side channels via demonic choice between legal alternatives. (E.g., consider a decoder integrated within an e-mail server, which decodes malformed packets into the contents of other users’ inboxes.)

Looking at the signature of decoders in NARCISSUS,

$\text{DecodeM S T } \Sigma := \mathbb{T} \rightarrow \Sigma \rightarrow \text{Option } (S \times \Sigma)$

we see that we need to adapt these notions of correctness to account for the state used by a decoder. Whereas an encoder is a refinement of a format, and thus used identical types of state, we do not force compatible decoders and formats to share the same type of state. To see why, consider a simplified version of the format for DNS domain names [37], which keeps track of the locations of previously formatted domains via its state argument:

Let $\text{format_domain} (d: \text{domain}) (\sigma: \text{domain} \rightarrow \text{word}) := \text{format_name } d \cup \text{format_word } (\sigma \ d)$

This example uses an optional compression strategy in which a domain name can either be serialized or replaced with a pointer to the location of a previously formatted occurrence. A decoder for domains should also keep track of this information, in order to decode pointers:

Let $\text{decode_domain} (t : \mathbb{T}) (\sigma : \text{word} \rightarrow \text{domain}) := \dots$

In order for decode_domain to be correct, its state needs to “agree” with the state used to format its input. We do not want to require that these states be equal, so that decoders can have the freedom to use different data structures than the format, e.g. decode_domain could be implemented using a BST sorted on words, while format_domain could use a prefix trie on domain names. Our notion of decoder correctness captures agreement between different state types via a binary relation which defines when format and decoder states are consistent. Hence our full notion of decoder correctness accounts for both state and erroneous target values.

Definition 2.2 (Decoder Correctness). A correct decoder for a format, $\text{format} : \text{FormatMST } \Sigma_E$, and relation on states, $\approx : \text{Set of } (\Sigma_E \times \Sigma_D)$, is a function, $\text{decode} : \text{DecodeMST } \Sigma_D$, that, when applied to a valid target value and initial state, produces a source value and final state similar to one included in format , signaling an error otherwise:

$$\left(\begin{array}{l} \forall (\sigma_E \ \sigma_E' : \Sigma_E) (\sigma_D : \Sigma_D) (s : S) (t : \mathbb{T}). \\ (s, \sigma_E, t, \sigma_E') \in \text{format} \wedge \sigma_E \approx \sigma_D \\ \rightarrow \exists \sigma_D'. \text{decode } t \ \sigma_D = \text{Some}(s, \sigma_D') \\ \wedge \sigma_E' \approx \sigma_D' \end{array} \right) \wedge \left(\begin{array}{l} \forall (\sigma_E : \Sigma_E) (\sigma_D \ \sigma_D' : \Sigma_D) (s : S) (t : \mathbb{T}). \\ \sigma_E \approx \sigma_D \wedge \text{decode } t \ \sigma_D = \text{Some}(s, \sigma_D') \\ \rightarrow \exists \sigma_E'. (s, \sigma_E, t, \sigma_E') \in \text{format} \wedge \sigma_E' \approx \sigma_D' \end{array} \right)$$

We denote that decode is a correct decoder for format under a similarity relation on states \approx as $\text{format} \overset{\approx}{\dashv} \text{decode}$.

By definition, it is impossible to find a correct decoder for a non-injective format. While decoders and encoders have independent specifications of correctness, using a common format provides a logical glue that connects the two. We can, in fact, prove the expected round-trip properties between a correct encoder and correct decoder for a common format:

THEOREM 2.3 (DECODE INVERTS ENCODE). *Given a correct decoder $\text{format} \overset{\approx}{\dashv} \text{decode}$ and correct encoder $\text{format} \supseteq \text{encode}$ for a common format format , decode is an inverse for encode when restricted to source values in the format:*

$$\forall s \ \sigma_E \ t \ \sigma_E'. \text{encode } s \ \sigma_E = \text{Some}(t, \sigma_E') \wedge \sigma_E \approx \sigma_D \rightarrow \exists \sigma_D'. \text{decode } t \ \sigma_D = \text{Some}(s, \sigma_D')$$

THEOREM 2.4 (ENCODE INVERTS DECODE). *Given a correct decoder $\text{format} \overset{\approx}{\dashv} \text{decode}$ and correct encoder $\text{format} \supseteq \text{encode}$ for a common format format , encode is defined for all decoded source values produced by decode ,*

$$\forall s \ \sigma_D \ t \ \sigma_D'. \text{decode } t \ \sigma_D = \text{Some}(s, \sigma_D') \wedge \sigma_E \approx \sigma_D \rightarrow \exists t' \ \sigma_E'. \text{encode } s \ \sigma_E = \text{Some}(t', \sigma_E')$$

That encode is an inverse of decode for source values with unique encodings is a direct corollary of [Theorem 2.4](#).

$$\begin{array}{c}
\text{format}_1 \supseteq \text{encode}_1 \quad \text{format}_2 \supseteq \text{encode}_2 \\
\forall (s, \sigma, t_1, \sigma') \in \text{format}_1 . \forall t' \sigma'' . (s, \sigma', t', \sigma'') \in \text{format}_2 \rightarrow \\
\exists t_1' \sigma_2 t_2' \sigma_3 . \text{encode}_1 s \sigma = \text{Some} (t_1', \sigma_2) \wedge \text{encode}_2 s \sigma_2 = \text{Some} (t_2', \sigma_3) \\
\hline
\text{format}_1 ++ \text{format}_2 \supseteq \lambda s . t_1 \leftarrow \text{encode}_1 s ; t_2 \leftarrow \text{encode}_2 s ; \text{return} (t_1 \cdot t_2) \quad (\text{ENCSEQ})
\end{array}$$

$$\begin{array}{c}
\frac{\text{format} \supseteq \text{encode}}{\text{format} \circ g \supseteq \text{encode} \circ g} \quad (\text{ENCCOMP}) \qquad \frac{\text{format} \supseteq \text{encode} \quad \forall s . p \ s = \text{true} \leftrightarrow s \in P}{P \cap \text{format} \supseteq \lambda s . \text{if } p \ s \ \text{then} \ \text{encode} \ s \ \text{else} \ \text{fail}} \quad (\text{ENCREST})
\end{array}$$

$$\begin{array}{c}
\frac{}{\epsilon \supseteq \lambda s . \text{return} \ \iota} \quad (\text{ENCEMPTY}) \qquad \frac{\text{format}_1 \supseteq \text{encode}_1 \quad \text{format}_2 \supseteq \text{encode}_2 \quad \forall (s, \sigma, t, \sigma') \in \text{format}_i . n \ s = i}{\text{format}_1 \cup \text{format}_2 \supseteq \lambda s . j \leftarrow n \ s ; \text{encode}_{j,s}} \quad (\text{ENCUNION})
\end{array}$$

Fig. 3. Correctness rules for encoder combinators.

3 DERIVING ENCODERS AND DECODERS

Equipped with precise notions of correctness, we can now define how we derive provably correct encoders and decoders from a format. These functions will be byte-aligned in a subsequent derivation step presented in Section 3.2. We begin with encoders, since they often have similar structure to their corresponding formats. Intuitively, such a derivation is simply the search for a pair of an encoder function `encode` and a proof term witnessing that it is correct with respect to a format: $\text{format} \supseteq \text{encode}$. As an example, a proof that a function which returns an empty bytestring correctly implements the empty format can also be read as evidence that it is safe to choose this implementation when searching for an encoder for ϵ . In this light, lemmas like `enc_readingCorrect` which prove that encoder combinators are correct can be interpreted as *derivation rules* for constructing such proof trees from goal formats.

Leveraging this intuition, we denote these lemmas using standard inference-rule notation:

$$\text{Lemma EncA } (h_1 : H_1) (h_2 : H_2) \quad \equiv \quad \frac{H_1 \quad H_2}{\text{format}_A \supseteq \text{encode}_A} \quad (\text{ENCA})$$

: CorrectEncoder A T Σ format_A encode_A.

Figure 3 presents the encoder combinators for the formats from Section 2 using this inference-rule style. `ENCUNION` is an example of an encoder that commits to a particular target value— given a correct encoder for each format in the union, it relies on an index function `n` on source values to commit to a particular encoding strategy, with the second hypothesis of the rule ensuring that this index function correctly picks a format that includes the source value. The rule for `++` proves that a correct encoder for sequences can be built from encoders for its subformats. This rule features a wrinkle concerning state: in order to apply `ENCSEQ` correctly, if the `format1` produces *some* intermediate state that makes `format2` (and thus `format1 ++ format2`) nonempty, `encode1` must also produce a state on which `encode2` returns some value. The last hypothesis of `ENCSEQ` enforces that `encode1` does not “mislead” `encode2` in this manner.

By combining `ENCSEQ` and `ENCCOMP` with the rules for base types, e.g. `ENCWORD`, we can iteratively derive correct encoders from a format; Figure 4 presents an example of such a derivation for one of the encoders from our introductory tour. Each step in the derivation corresponds to the encoder that results from applying `ENCSEQ` and an encoder-derivation rule for the topmost format. The proofs that none of the encoders pass on misleading states are elided. The hole \square at each step corresponds to the encoder that is built at the next step; recursively filling these in and simplifying the resulting expression with the monad laws yields the expected encoder for `enc_data`.

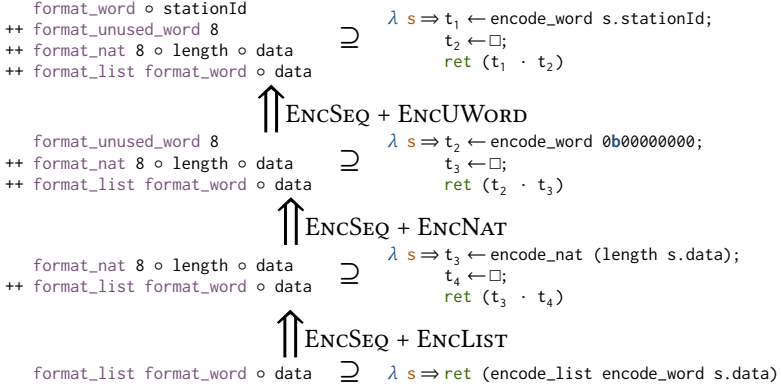


Fig. 4. An example encoder derivation.

3.1 Decoders

Before defining similar correctness rules for decoder combinators, we pause to consider how they are used to build a top-level decoder. In particular, consider what the decoder combinators used to build a reusable decoder for `++` should look like:

$$\text{format}_1 \text{ ++ } \text{format}_2 \xrightarrow{\approx} \text{decode}_1 \gg \text{decode}_2$$

The natural way to decode the value resulting from sequencing `format1` and `format2` is to have `decode1` return any unconsumed portion of the target value for `decode2` to finish processing. We thus define the signature of a decoder combinator to be:

$$\text{DecodeCM } \forall T \Sigma := T \rightarrow \Sigma \rightarrow \text{Option } (V \times T \times \Sigma)$$

The change of the name of the first type parameter also suggests a more subtle difference between intermediate and top-level decoders, in that the former return partial projections or *views* of source values used to produce the target inputs. Unfortunately, neither of these changes align with our earlier notion of decoder correctness, which expects a decoder to recover the *full* source value by completely consuming a target value. To recover the desired top-level property, we first adapt our two correctness properties to account for these differences. To concretize this discussion, consider how we might justify the use of `decode_word` in the following decoder correctness fact.

$$\begin{array}{l} \text{format_word } \circ \text{stationId} \\ \text{++ format_word } \circ \text{data} \end{array} \xrightarrow{\approx} \begin{array}{l} \text{id} \leftarrow \text{decode_word}; \\ \text{d} \leftarrow \text{decode_word}; \\ \textbf{return } \{ \text{stationId} := \text{sid}; \text{data} := \text{d} \} \end{array}$$

The first and second uses of `decode_word` compute projections of the original sensor value, `stationId` and `data`, respectively. In addition, note that each combinator can only validate that its target value is consistent with its view of the data, not the full source value. Finally, in order to be sequenced correctly, a combinator needs to consume *precisely* the portion of the bitstring corresponding to its projection. In order to account for the first two concerns, our adaptation of the soundness (left-inverse) criterion for decoder combinators is parameterized over a binary relation on source and projected values representing a *view*, as well as an additional format capturing the conformance checking performed by the decoder.

Definition 3.1 (Decoder Combinator Soundness). A sound decoder combinator for a source format, `formats`: `FormatM S T ΣE`, relation on states, `≈`: `Set of (ΣE × ΣD)`, view `view`: `S → V → Prop`, and conformance `formatv`: `FormatM V T ΣE` is a function, `decode`: `DecodeCM V T ΣD`,

that when applied to a valid target value appended to an arbitrary bitstring and initial state, produces a view of the source value that agrees with the conformance format while consuming exactly the portion of the target value in the source format:

$$\begin{aligned} & \forall (\sigma_E \ \sigma_E' : \Sigma_E) (\sigma_D : \Sigma_D) (s : S) (t \ t' : T). (s, \sigma_E, t, \sigma_E') \in \text{format}_s \wedge \sigma_E \approx \sigma_D \\ & \rightarrow \exists v \ \sigma_D'. \text{decode } (t \cdot t') \ \sigma_D = \text{Some } (v, t', \sigma_D') \wedge \\ & \quad \text{view } s \ v \wedge (v, \sigma_D, t, \sigma_D') \in \text{format}_v \wedge \sigma_E' \approx \sigma_D' \end{aligned}$$

To see why combinators are required to be oblivious to tails of bitstrings, consider a simple format for card suits which uses unit for the state type (we elide the trivial state values below):

$$\text{format_suit} \equiv \{(\clubsuit, 0b11), (\diamond, 0b0), (\heartsuit, 0b1), (\spadesuit, 0b10)\}$$

To format a pair of cards, we could format each card in sequence: $\text{format_suit} \circ \text{fst} \ \# \# \ \text{format_suit} \circ \text{snd}$. This format is clearly not injective, as it is not possible to distinguish between the encodings of (\clubsuit, \diamond) and (\heartsuit, \spadesuit) . Absent additional information in the surrounding format, e.g. a Boolean flag identifying the color of the suit being decoded, it is impossible for a combinator for format_suit to identify soundly how much of the target to process. Since this format lacks such information, it is impossible to find a correct *top-level* decoder for it.

Adapting the conformance-checking criterion for decoder combinators is more straightforward. Absent a complete view of the original source value, a combinator will be unable to ensure adherence to the original format, but it can ensure that any computed value agrees with the provided view format relation *and* is a consistent view of any source values in the original format with the same encoding:

Definition 3.2 (Decoder Combinator Consistency). A consistent decoder combinator for a source format, $\text{format}_s : \text{FormatM } S \ T \ \Sigma_E$, conformance format, $\text{format}_v : \text{FormatM } V \ T \ \Sigma_E$, relation on states, $\approx : \text{Set of } (\Sigma_E \times \Sigma_D)$, view $\text{view} : S \rightarrow V \rightarrow \text{Prop}$, is a function, $\text{decode} : \text{DecodeCM } V \ T \ \Sigma_D$, that is guaranteed to produce a view and unconsumed bitstring in a manner consistent with the conformance format:

$$\begin{aligned} & \forall (\sigma_E : \Sigma_E) (\sigma_D \ \sigma_D' : \Sigma_D) (v : V) (t \ t' : T). \sigma_E \approx \sigma_D \wedge \text{decode } t \ \sigma_D = \text{Some } (v, t', \sigma_D') \\ & \rightarrow \exists t'' \ \sigma_E'. t = t'' \cdot t' \wedge (v, \sigma_E, t'', \sigma_E') \in \text{format}_v \wedge \sigma_E' \approx \sigma_D' \\ & \quad \wedge \forall s. (s, \sigma_E, t'', \sigma_E') \in \text{format}_s \rightarrow \text{view } s \ v \end{aligned}$$

A correct decoder combinator is one that is both sound with respect to the source format and a view v and that is consistent with its conformance format. We denote this property as $\text{format}_s \overset{\approx}{\sim} \text{format}_v$. $\text{decode} \sim \text{format}_v$. Note that choosing the equality relation as the view and the original format as the conformance format yields a property equivalent to our original left-inverse criterion, which we continue to denote as $\overset{\approx}{\sim}$. Similarly, choosing the relation $\{(s, v) \mid \text{True}\}$ as the conformance format permits the decoder to return *any* value when applied to a malformed input.

Figure 5 presents a selection of some (strict) decoder combinator correctness theorems included in NARCISSUS as inference rules. Note that all three rules are parameterized over a predicate P which restricts the source format $P \cap \text{format}$. This predicate is key to our approach to the modular verification of decoder combinators: each of these proofs use this predicate to thread information about previously decoded data through a proof of correctness for a composite decoder. Such information is necessary for a decoder combinator whose correctness *depends* on context in which it is used. As a concrete example, the `decode_list` combinator in `DECLIST` only correctly decodes lists of length n , a restriction enforced by the second assumption of the rule. In isolation this rule only justifies using `decode_list` to decode fixed-lengths lists. When used as part of a larger format

$$\begin{array}{c}
\frac{Q \cap \text{format} \xrightarrow{\approx} \text{decode} \quad \forall l. P \mapsto ||l||=n \wedge \forall a \in l. Q \ a}{P \cap \text{format_list} \ \text{format} \xrightarrow{\approx} \text{decode_list} \ \text{decode} \ n} \quad \frac{\forall s'. P \ s' \rightarrow s = s' \quad b = \text{true} \leftrightarrow P \ s}{P \cap \epsilon \xrightarrow{\approx} \text{if } b \ \text{then return } s \ \text{else fail}} \\
\text{(DECLIST)} \qquad \qquad \qquad \text{(DECDONE)} \\
\\
\frac{Q \cap \text{format}_1 \xrightarrow{\approx} \text{decode}_1 \quad \forall s. P \ s \rightarrow Q \ (f \ s) \quad \forall v. \{s \mid P \ s \wedge f \ s = v\} \cap \text{format}_2 \xrightarrow{\approx} \text{decode}_2 \ v}{P \cap \text{format}_1 \circ f \ ++ \ \text{format}_2 \xrightarrow{\approx} \text{decode}_1 \gg \text{decode}_2} \quad \text{(DECSEQPROJ)}
\end{array}$$

Fig. 5. Selected correctness rules for decoder combinators.

that also includes the length of the original list, however, it can be applied to lists of variable length, as in [box 7.1](#). At first glance, the DECDONE rule seems even more limited, as it only applies to a format with a single, unique source value. In the context of a larger format, however, this rule becomes much more powerful, particularly when employing these rules to *derive* a decode from a format specification.

To see how, consider how the source predicate evolves during the decoder derivation presented in [Figure 6](#). Each intermediate node in this derivation corresponds to the format in the last premise of DECSEQPROJ. Note how each step introduces a variable for the newly parsed data, and how an additional constraint is added to P relating the original source value to this value. When the derivation reaches `format_list`, this constraint witnesses that the number of elements in that list is known. Similarly, although the format is empty at the topmost leaf of the derivation tree, P includes enough constraints to uniquely recover the original source value, and DECDONE can be applied to finish the derivation. The first premise of DECDONE ensures that the restriction on source values is sufficient to prove the existence of some constant s that is equal to the original source value. The second premise of DECDONE ensures that a derived decoder is not overly permissive in the case that P is too restrictive. As previously noted, a format could encode the same view of a source value twice, and the consistency of the corresponding decoded values should be validated during decoding. Thus, the function b in this premise acts as a decision procedure that validates the consistency of all the projections of the original source gathered during decoding. While this example is straightforward, similar dependencies can be found in many existing binary formats, in the form of tags for sum types, version numbers, and checksum fields. In each case, the correctness of a combinator for a particular subformat depends on a previously decoded value.

DECCOMPOSE and DECDONE can actually be derived from the more general set of rules found in [Figure 7](#). While these rules are mostly helpful for proving more specific rules which are more useful in derivations, each demonstrates some interesting feature of our formulation of correctness for decoder combinators:

- DECCOMPOSE proves how to correctly decode projections of the source value. This rule requires the use of the more general correctness statement, as `decode` can only recover the view of the source value it has access to.
- DECINJ proves how to safely transform a projected value, and must update the conformance format to reflect that a transformation has been applied. While not particularly helpful during derivations, this rule is useful for proving other derivation rules.
- DECVIEWDONE generalizes DECDONE to arbitrary views of a source value. The second premise corresponds to the decision procedure from DECDONE — an empty conformance format is one consequence of the source value projections gathered during decoding being inconsistent.

$$\begin{array}{c}
\{s \mid \text{length } s.\text{data} < 2^8\} \cap \left(\begin{array}{l} \text{format_word} \circ \text{stationId} \\ ++ \text{format_unused_word } 8 \\ ++ \text{format_nat } 8 \circ \text{length} \circ \text{data} \\ ++ \text{format_list } \text{format_word} \circ \text{data} \\ ++ \epsilon \end{array} \right) \\
\Uparrow \text{DECSEQPROJ} + \text{DECWORD} \\
\{s \mid \text{length } s.\text{data} < 2^8 \\ \wedge s.\text{stationId} = w\} \cap \left(\begin{array}{l} \text{format_unused_word } 8 \\ ++ \text{format_nat } 8 \circ \text{length} \circ \text{data} \\ ++ \text{format_list } \text{format_word} \circ \text{data} \\ ++ \epsilon \end{array} \right) \\
\Uparrow \text{DECSEQUN} + \text{DECWORD} \\
\{s \mid \text{length } s.\text{data} < 2^8 \\ \wedge s.\text{stationId} = w\} \cap \left(\begin{array}{l} \text{format_nat } 8 \circ \text{length} \circ \text{data} \\ ++ \text{format_list } \text{format_word} \circ \text{data} \\ ++ \epsilon \end{array} \right) \\
\Uparrow \text{DECSEQPROJ} + \text{DECNAT} \\
\{s \mid \text{length } s.\text{data} < 2^8 \\ \wedge s.\text{stationId} = w \\ \wedge \text{length } s.\text{data} = \text{ln}\} \cap \left(\text{format_list } \text{format_word} \circ \text{data} \right) \\
\Uparrow \text{DECSEQPROJ} + \text{DECLIST} \\
\{s \mid \text{length } s.\text{data} < 2^8 \wedge s.\text{stationId} = w \\ \wedge \text{length } s.\text{data} = \text{ln} \wedge s.\text{data} = \text{ln}\} \cap \left(\epsilon \right)
\end{array}$$

Fig. 6. An example of constraints added to a format during a decoder derivation.

- DECSEQ is a mostly straightforward generalization of DECSEQPROJ, with the important tweak that it builds a decoder that constructs a pair of the views produced by its subdecoders. Composing this rule with DECINJ justifies the correctness of combinators that drop intermediate views, e.g. DECSEQPROJ.
- DECUNION is similar to UNIONENC, with the key difference being that it requires a boolean value, b , indicating which format produced the current bitstring. The combinator uses a decoder, decode_B , to compute this value, and uses a conformance check on the result of that decoder to ensure the boolean flag is correct. In addition, the proof of correctness for decode_B only requires that it consume some prefix of the current format, giving it the freedom to return as soon as it can identify which subformat was used to generate the current source value. Framing the problem in this way allows NARCISSUS to leverage other derivation rules to build this function. We will see another example of this paradigm in the rule for IP checksums presented in Section 5.

3.2 Improving Performance of Encoders and Decoders

The encoders and decoders derived via our combinator rules utilize the same bitstring abstract data type as format specifications, employing the bitstring’s `snoc` and `unfold` operations to enqueue and dequeue individual bits. Operating at the bit-level imposes a large performance hit on these functions, since implementing these methods on the fixed-length byte buffers typically used for the target data type requires bitshifts. Converting encoders and decoders to use byte-level operations greatly improves the performance of these functions, to the point that they can be competitive with hand-implemented implementations, as our evaluation in Section 6 will show. In order to do

$$\begin{array}{c}
\frac{Q \cap \text{format}_s \xrightarrow{\approx} \text{decode} \quad \forall s v. \rho s v \wedge P s \rightarrow Q v}{P \cap \text{format}_{s \odot \rho} \xrightarrow{\approx} \text{decode} \sim \text{format}_{v \cap Q}} \quad \frac{\forall s. P s \rightarrow \rho s v \quad \forall \sigma. (v, \sigma, i, \sigma) \in \text{format}_v}{P \cap \epsilon \xrightarrow{\approx} \text{return } v \sim \text{format}_v} \\
\text{(DEC COMPOSE)} \qquad \qquad \qquad \text{(DEC VIEW DONE)} \\
\\
\frac{P \cap \text{format}_s \xrightarrow{\approx} \text{decode} \sim \text{format}_v \quad \forall s v. \rho s v \wedge P s \rightarrow \rho s (f v)}{P \cap \text{format}_s \xrightarrow{\approx} \text{fmap } f \text{ decode} \sim \text{format}_{v \odot f}} \quad \text{(DEC INJECT)} \\
\\
\frac{P \cap \text{format}_1 \xrightarrow{\approx} \text{decode}_1 \sim \text{format}_{v_1} \quad \forall s v_1 v_2. \rho_3 s (v_1, v_2) \leftrightarrow \rho_1 s v_1 \wedge \rho_2 s v_2 \quad \forall v. \{s \mid P s \wedge \rho s v\} \cap \text{format}_2 \xrightarrow{\approx} \text{decode}_2 v \sim \text{format}_{v_2 v}}{P \cap \text{format}_1 \# \text{format}_2 \xrightarrow{\approx} \rho_3 v_1 \leftarrow \text{decode}_1 ; v_2 \leftarrow \text{decode}_2 ; \text{return } (v_1, v_2) \sim \text{format}_{v_1 \# \text{format}_{v_2}}} \quad \text{(DEC SEQ)} \\
\\
\frac{P \cap \text{format}_T \xrightarrow{\approx} \text{decode}_T \sim \text{format}_{v_T} \quad P \cap \text{format}_E \xrightarrow{\approx} \text{decode}_E \sim \text{format}_{v_E} \quad P \cap \text{subformat} \xrightarrow{\approx} \text{decode}_B \sim \left\{ \begin{array}{l} (b, \sigma, t, \sigma') \mid \forall s t' \sigma'' \\ (s, \sigma, t++t', \sigma'') \in \text{format}_T \rightarrow b = \text{true} \\ \wedge (s, \sigma, t++t', \sigma'') \in \text{format}_E \rightarrow b = \text{false} \end{array} \right\} \quad \text{subformat} \leq (\text{format}_1 \cup \text{format}_2)}{P \cap (\text{format}_T \cup \text{format}_E) \xrightarrow{\approx} \lambda t. b \leftarrow \text{decode}_B ; \text{if } b \text{ then } \text{decode}_T \text{ else } \text{decode}_E \sim \text{format}_{v_T} \cup \text{format}_{v_E}} \quad \text{(DEC UNION)}
\end{array}$$

Fig. 7. Additional decoder combinator correctness rules.

so without compromising our correct-by-construction guarantee, we will justify this conversion using an equivalence between bit-aligned and byte-aligned functions.

The signatures of the byte-aligned functions instantiate the target type of their bit-aligned versions to a byte buffer of fixed length n:

$\text{AlignEncodeM } S (n : \text{nat}) \Sigma := S \rightarrow \text{ByteBuff } n \rightarrow \text{nat} \rightarrow \Sigma \rightarrow \text{Option } (\text{ByteBuff } n \times \text{nat} \times \Sigma)$

$\text{AlignDecodeM } S (n : \text{nat}) \Sigma := \text{ByteBuff } n \rightarrow \text{nat} \rightarrow \Sigma \rightarrow \text{Option } (S \times \text{nat} \times \Sigma)$

In addition to fixing the target type, byte-aligned encoders now take the bytearray they write to, and both functions now carry the index of the next byte to read/write. Both functions are instances of the state and error monads, although we force AlignDecodeM to be read-only by threading the byte buffer through the reader monad. We equip AlignEncodeM with a SetCurrentByte operation that sets the byte at the current index while updating that index, and AlignDecodeM with a corresponding GetCurrentByte operation for dequeuing bytes. We define the twin equivalences used to justify the correctness of byte-optimized functions as follows:

Definition 3.3 (Correctness of Byte-Aligned Encoders). A byte-aligned encoder encode_bytes and bit-aligned encoder encode_bits are equivalent, $\text{encode_bits} \simeq \text{encode_bytes}$, iff:

- encode_bytes encodes the same bit sequence at the beginning of its byte buffer as encode_bits .
- encode_bytes fails when encode_bits would write past the end of the fixed-length byte buffer.
- encode_bytes fails whenever encode_bits does.

Definition 3.4 (Correctness of Byte-Aligned Decoders). A byte-aligned decoder decode_bytes and bit-aligned decoder decode_bits are equivalent, $\text{decode_bytes} \simeq \text{decode_bits}$, iff:

- decode_bytes produces the same value as decode_bits , while consuming the same number of bits.

$$\begin{array}{c}
\frac{\text{decode_bits}_1 \simeq \text{decode_bytes}_1 \quad \forall v. \text{decode_bits}_2 v \simeq \text{decode_bytes}_{2v}}{\text{decode_bits}_1 \gg \text{decode_bits}_2 \simeq \text{decode_bytes}_1 \gg \text{decode_bytes}_2} \quad (\text{ALIGNDECSEQ}) \\
\\
\frac{}{\text{throw} \simeq \text{throw}} \quad (\text{ALIGNDECTHROW}) \qquad \frac{}{\text{decode_word}_8 \simeq \text{GetCurrentByte}} \quad (\text{ALIGNDECBYTE}) \qquad \frac{}{\text{return } a \simeq \text{return } a} \quad (\text{ALIGNDECRETURN})
\end{array}$$

Fig. 8. A selection of byte-alignment rules for decoders.

- `decode_bytes` fails when `decode_bits` would write past the end of the fixed-length byte buffer.
- `decode_bytes` fails whenever `decode_bits` does.

Armed with these definitions, we can build transformation rules for deriving correct byte-aligned implementations from bit-aligned functions in a similar manner to the previous section. Figure 8 gives examples of the rules for byte-aligning decoders, the most important of these is the `ALIGNDECSEQ` which establishes that the byte-alignment transformation can be decomposed through sequences. The rules for byte-aligned encoders are similar. Note how `ALIGNDECBYTE` proves an equivalence between dequeuing an 8-bit word and `AlignDecoderM`'s `GetCurrentByte` operation. A key part of automating derivations using these rules is associating sequences of bit-aligned decoders so that this rule applies, as the next section discusses in more detail.

4 AUTOMATING DERIVATIONS

As illustrated in Section 1.1, `NARCISSUS` provides a set of tactics to help automate the derivations described above. The tactic `derive_encoder_decoder_pair` presented in that tour is actually implemented via a pair of proof-automation tactics, `DeriveEncoder` and `DeriveDecoder`, that derive encoders and decoders, respectively. Algorithm 1 presents the pseudocode algorithm for `DeriveDecoder`; `DeriveEncoder` has a similar implementation. In addition to the top-level format, `fmt`, this tactic takes as input libraries of decoder-derivation and byte-alignment rules, `drules` and `arules`, which allow the tactic to be extended to support new formats. `DeriveDecoder` first converts the input format to a normal form by right associating sequences and collapsing nested applications of the format-composition operator \odot . Next, the tactic attempts to derive a bit-aligned decoder for `fmt` via the `ApplyRules` subroutine that recursively applies the derivation rules in `drules`. If a bit-level decoder is found, the algorithm again normalizes the result using the monad laws and attempts to derive a byte-aligned decoder by calling the `AlignDecoder` subroutine. Before diving into the details of the `ApplyRules` and `AlignDecoder` tactics, we emphasize that `DeriveDecoder` is *interactive*: if it gets stuck on a goal it cannot solve with the current rule libraries, it presents that goal to the user to solve interactively, as in the derivation in box 5.1.

$$\begin{array}{l}
\mathcal{K} \in \text{Cont} \triangleq \overline{\text{DecodeM } S_i \bar{T}} \rightarrow \text{DecodeM } S \bar{T} \\
\text{rule} \in \text{FormatM } S \bar{T} \rightarrow \overline{\langle \text{FormatM } S_i \bar{T}, \text{Cont} \rangle}
\end{array}$$

In the implementation of `ApplyRules`, derivation rules are implemented as tactics that apply correctness lemmas to decompose the current `CorrectDecoder` goal into a set of simpler subgoals in the standard interactive proof style. Conceptually, `ApplyRules` treats its derivation rules as partial functions, each mapping a format to a triple of a (possibly empty) set of subformats, a set of side conditions, and a continuation \mathcal{K} that can construct a bit-aligned decoder from bit-aligned decoders for those subformats, when those side conditions are satisfied. The subformats represent the $\overset{\approx}{\leftarrow}$ premises of each derivation rule, the side conditions capture its other premises, and the continuation is the decoder in its conclusion. Thus, `DECSEQPROJ` from Figure 5 can be thought of as a function that returns the subformats $Q \cap \text{fmt}_1$ and $\{s \mid f s = s' \wedge P\} \cap \text{fmt}_2$, the side conditions

Algorithm 1 Derive a byte-aligned decoder from a format

<pre> 1: function DeriveDecoder(<i>fmt</i>, <i>drules</i>, <i>arules</i>) Input: <i>fmt</i>: a format relation <i>drules</i>: set of decoder combinators derivation rules <i>arules</i>: set of byte-alignment transformation rules Output: <i>dec</i>: a byte-aligned decoder inverting <i>fmt</i> 2: <i>fmt</i>₀ ← NormalizeFormat(<i>fmt</i>) 3: <i>dec</i> ← ApplyRules(<i>fmt</i>₀, <i>drules</i>) 4: <i>dec</i>₀ ← NormalizeDecoder(<i>dec</i>) 5: AlignDecoder(<i>dec</i>₀, <i>arules</i>) 6: function AlignDecoder(<i>dec</i>, <i>arules</i>) 7: for <i>rule</i> ← <i>arules</i> do 8: try 9: <i>dec</i>₀ ← DecAssoc(<i>dec</i>) 10: ⟨<i>dec</i>, <i>K</i>⟩ ← rule(<i>dec</i>) 11: <i>dec</i> ← AlignDecoder(<i>dec</i>, <i>rules</i>) 12: return <i>K</i>(<i>dec</i>) </pre>	<pre> 1: function ApplyRules(<i>fmt</i>, <i>drules</i>) 2: try 3: FinishDecoder(<i>fmt</i>) 4: for <i>rule</i> ← <i>drules</i> do 5: try 6: ⟨<i>fmt</i>, <i>P</i>, <i>K</i>⟩ ← rule(<i>fmt</i>) 7: <i>dec</i> ← ApplyRules(<i>fmt</i>, <i>rules</i>) 8: if SolveSideConditions(<i>P</i>) then 9: return <i>K</i>(<i>dec</i>) 10: function FinishDecoder(<i>fmt</i>) 11: try 12: ⟨∅, (<i>P</i>_{src} <i>P</i>_{dec}), <i>K</i>⟩ ← DECDONE(<i>fmt</i>) 13: <i>s</i> ← ExtractView(<i>P</i>_{src}) 14: <i>b</i> ← DecidePredicate(<i>P</i>_{dec}) 15: return <i>if</i> <i>b</i> then <i>s</i> else fail </pre>
--	--

$\forall s. P \ s \rightarrow Q \ (f \ s)$, and the continuation $\lambda d_1 d_2. d_1 \#_D \ d_2$, when applied to a format of the form $P \cap \text{fmt}_1 \circ f \# \text{fmt}_2$. A rule can fail when the format in its conclusion does not match the current goal, when its CorrectDecoder subformats cannot be decoded, or when its side conditions are not satisfied, e.g. DECLIST fails when an appropriate length cannot be identified. ApplyRules first attempts to solve the goal completely via the FinishDecoder tactic, which we will discuss shortly.

If that tactic fails to find an appropriate decoder, the algorithm iteratively attempts to apply the available rules to the current format, starting with rules for base formats. If a rule is successfully applied, the algorithm recursively calls ApplyRules to derive decoders for any generated subformats. If those derivations are successful, the algorithm applies the continuation to the results and returns a finished decoder. If a recursive call fails to process a subformat completely, the tactic pauses and returns the corresponding CorrectDecoder subgoal, so that the user can see where the automation got stuck. AlignDecoder is algorithmically similar to ApplyRules, with the important modification that it attempts to reassociate the topmost decoder using the DecAssoc tactic before applying its transformation rules.

The FinishDecoder tactic warrants special discussion. FinishDecoder attempts to finish a derivation of a complete source value by finding instantiations of the s and b metavariables in the DECDONE rule. Importantly, the original

$$H_1 : \text{length } s.\text{data} < 2^8 \wedge s.\text{stationId} = w \\ \wedge \text{length } s.\text{data} = \text{ln} \wedge s.\text{data} = \text{l}$$

$$\square_s = s$$

Decompose (“deconstruct”) the source value, s , with new variables for field values.

$$H_1 : \text{length } s.\text{data} < 2^8 \wedge x_1 = w \\ \wedge \text{length } x_2 = \text{ln} \wedge x_2 = \text{l}$$

$$\square_s = \{ \text{stationId} := x_1; \text{data} := x_2 \}$$

Substitute with equalities from source restriction (hypothesis H_1).

$$H_1 : \text{length } s.\text{data} < 2^8$$

$$\square_s = \{ \text{stationId} := w; \text{data} := \text{l} \}$$

Variant of “reflexivity” solves the goal.

Fig. 9. Example Ltac reconstruction of the original source value at the end of the derivation in Figure 6.

source value cannot be used for either, but must instead be instantiated with values that *only* use previously parsed data. Automatically finding an instance of s is particularly worrisome, as it is well-known that Ltac, Coq’s proof-automation language, does not provide good support for introspecting into definitions of inductive types, and we would like to use Ltac to construct records of fairly arbitrary types, without relying on OCaml plugins. Thankfully, a combination of standard tactics for case analysis and rewriting are up to the task.

Let us see how the ExtractView tactic attempts to discharge the first proof obligation of DECDONE for the derivation from the previous section, which is presented in Figure 9. This figure denotes the unknown existential variable representing s as \square_s . ExtractView first uses Coq’s standard destruct tactic to perform case analysis on s , generating the second subgoal presented in Figure 9, with occurrences of s replaced by its constructor applied to new variables x_1 , x_2 , and x_3 . ExtractView then attempts to remove any variables that are not in the scope of the existential variable by rewriting the current goal using any equalities about the original source value available in the context. The resulting final goal equates \square_s to previously decoded values and can be solved by unifying the two sides via the reflexivity tactic. Importantly, since s was not available when \square_s was quantified, this final tactic *only* succeeds when the rewritten term depends solely on previously decoded data. FinishDecoder then attempts to solve a similar goal with a hole for b using the DecidePredicate tactic that employs known decision procedures and simplifies away any tautologies, relying on a special typeclass to resolve any user-defined predicates. We pause here to reemphasize while FinishDecoder relies on heuristic-based proof automation in a best effort attempt to solve the goal and is thus incomplete, the failure of a tactic does not necessarily spell the end of a derivation. By virtue of being implemented in an interactive proof assistant, NARCISSUS can loop users in when a derivation gets stuck: if FinishDecoder cannot find a decoder for the empty format, the user is presented a subgoal like the one at the top of Figure 9, so that they can attempt to solve the subgoal *interactively*.

5 EXTENDING THE FRAMEWORK

As outlined in Section 1.1, an extension to NARCISSUS consists of four pieces: a format, encoder and decoder combinators, derivation rules, and automation for incorporating these rules into DeriveEncoder and DeriveDecoder. As a concrete example, consider the format of the Internet Protocol (IP) checksum used in the IP headers, TCP segments, and UDP datagrams featured in our case studies. Figure 10 presents the format, decoder combinator, and decoder derivation rule needed for NARCISSUS to support IP checksums. IP_Checksum_format is a higher-order combinator in the spirit of ++ ; the key difference is that it uses the bitstrings produced by its subformat parameters to build the IP checksum (the one’s complement of the bitstrings interpreted as lists of bytes), which it inserts between the two encoded values to produce the output bitstring. The IP_Checksum_decode combinator has two subdecoder parameters: it uses the first to calculate the number of bytes included in the checksum, and then validates the checksum before decoding the rest of the string using its second parameter. The derivation rule for this format guarantees that, when given the correct number of bytes to include in the checksum, this test will always succeed for uncorrupted data and that it can avoid parsing the rest of the input otherwise. Figure 11 presents a complete example of this checksum combinator being used to derive encoders and decoders for IP headers.

Figure 11 also includes a complete example of a new decoder derivation tactic, which implements the DECCHKSUM rule presented in Figure 10. DECCHKSUM is similar to DECSEQPROJ, with a couple of key additional assumptions. The first four of these ensure the bytestrings produced by each subformat have constant length and are properly byte-aligned, which is needed to prove the validity

```

Let IP_Checksum_format {S} format1 format2 (s : S) := λ ctx ⇒
  '(p, ctx) ← format1 s ctx;
  '(q, ctx) ← format2 s (addE ctx 16);
  c ← { c : word 16 | ∀ ext,
        IPChecksum_Valid (bin_measure (p ++ (encode_word c) ++ q))
                          (p ++ (encode_word c) ++ q ++ ext) };
  ret (p ++ (encode_word c) ++ q, ctx).

```

```

Let IP_Checksum_decode (bin : B) (env : CacheDecode) :=
  '(n, _, _) ← decode_measure bin env;
  if checksum_Valid_dec (n * 8) bin then decodeA bin env
  else None

```

$$\begin{array}{l}
\forall (s, \sigma_E, t, \sigma'_E) \in \text{fmt}_1 \rightarrow \text{length } t = \text{len}_1 s \quad \forall s. \text{len}_1 s \bmod 8 = 0 \\
\forall (s, \sigma_E, t, \sigma'_E) \in \text{fmt}_2 \rightarrow \text{length } t = \text{len}_2 s \quad \forall s. \text{len}_2 s \bmod 8 = 0 \\
P \cap \text{fmt}_1 ++ \text{format_unused_word } 16 ++ \text{fmt}_2 \overset{\approx}{\approx} \text{dec}_P \\
P \cap \text{subformat}_{\{(s, n) \mid \overset{\approx}{\approx} \text{len}_1 s + 16 + \text{len}_2 s = n \times 8\}} \text{dec}_M \text{format}_M \\
\text{subformat} \leq (\text{fmt}_1 ++ \text{format_unused_word } 16 ++ \text{fmt}_2) \\
\hline
P \cap \text{IP_Checksum_format } \text{fmt}_1 \text{fmt}_2 \overset{\approx}{\approx} \text{IP_Checksum_decode } \text{dec}_M \text{dec}_P \quad (\text{DECCHKSUM})
\end{array}$$

Fig. 10. Format, decoder, and decoder combinator for IP Checksums.

of the initial checksum test. More interesting is the last assumption, which uses a decoder to calculate the number of bytes to include in the checksum. As with the `DECUNION` rule from Figure 7, this framing allows `ApplyRules` to recursively discharge this condition during a derivation. The `apply_new_combinator_rule` tactic applies this rule for IP checksums, and attempts to discharge the first four assumptions by using a database of facts about the lengths of encoded datatypes and the modulus operator, relying on `ApplyRules` to derive decoders for the subformats. Note that this tactic is a realization of the logic of the body of `ApplyRules`'s loop, deriving subdecoders recursively while discharging other subgoals immediately. Other derivation rules included in `NARCISSUS` have similar implementations.

6 EVALUATION

To evaluate the expressiveness and real-world applicability of `NARCISSUS`, we wrote specifications and derived implementations of encoders and decoders for five of the most commonly used packet formats of the Internet protocol suite: Ethernet, ARP, IPv4, TCP, UDP. These formats were chosen to cover the full TCP/IP stack while offering a wide variety of interesting features and challenges:

Checksums. An IPv4 packet header contains a checksum equal to the one's-complement sum of the 16-bit words resulting from encoding all other fields of the header.

Pseudoheaders. TCP and UDP segments also contain checksums, but they are computed on a segment's payload prefixed by a *pseudoheader* that incorporates information from the IP layer. This pseudoheader is not present in the encoded packet.

Unions. An Ethernet frame header contains a 16-bit EtherType field, encoding either the length of the frame's payload (up to 1500 bytes) or a constant indicating which protocol the frame's payload encapsulates. The two interpretations were originally conflicting, but the ambiguity was resolved in IEEE 802.3x-1997 by requiring all EtherType constants to be above 1535. This dichotomy is easily expressed in `NARCISSUS` as a union format.

```

Record IPv4_Packet :=
  { TotalLength: word 16; ID: word 16;
    DF: B; MF: B; FragmentOffset: word 13; TTL: word 8;
    Protocol: EnumType ["ICMP"; "TCP"; "UDP"];
    SourceAddress: word 32; DestAddress: word 32;
    Options: list (word 32) }.

Definition ProtocolTypeCodes := (* Protocol Numbers from [RFC5237] *)
  [0b00000001 (* ICMP: 1 *); 0b00000110 (* TCP: 6 *); 0b00010001 (* UDP: 17 *)].

Definition IPv4_Packet_Format : FormatM IPv4_Packet ByteString :=
  (format_nat 4 o (constant 4)
  ++ format_nat 4 o (plus 5) o @length _ o Options
  ++ format_unused_word 8 (* TOS Field! *)
  ++ format_word o TotalLength
  ++ format_word o ID
  ++ format_unused_word 1 (* Unused flag! *)
  ++ format_bool o DF
  ++ format_bool o MF
  ++ format_word o FragmentOffset
  ++ format_word o TTL
  ++ format_enum ProtocolTypeCodes o Protocol)
  ThenChecksum IPChecksum_Valid OfSize 16 ThenCarryOn
  (format_word o SourceAddress
  ++ format_word o DestAddress
  ++ format_list format_word o Options).

Definition IPv4_Packet_OK (ipv4 : IPv4_Packet) :=
  (length ipv4.(Options)) < 11 ^
  20 + 4 * (length ipv4.(Options)) < wordToNat ipv4.(TotalLength).

Ltac new_encoder_rules ::=
  match goal with
  | _ => CorrectAlignedEncoder (_ ThenChecksum _ OfSize _ ThenCarryOn _) _ =>
    eapply @CorrectAlignedEncoderForIPChecksumThenC
  end.

Ltac apply_new_combinator_rule ::=
  match goal with
  | H : cache_inv_Property ?mnd _
  | _ => CorrectDecoder _ _ _ (?fmt1; ThenChecksum _ OfSize _ ThenCarryOn ?fmt2) _ _ =>
    eapply compose_IPChecksum_format_correct' with (format1 := fmt1);
    [ exact H | repeat calculate_length_ByteString | repeat calculate_length_ByteString
    | solve_mod_8 | solve_mod_8 | intros; normalize_format; apply_rules
    | normalize_format; apply_rules | solve_Prefix_Format ]
  end.

Let enc_dec : EncoderDecoderPair IPv4_Packet_Format IPv4_Packet_OK.
Proof. derive_encoder_decoder_pair. Defined.

Let IPv4_encoder := encoder_impl enc_dec.
Let IPv4_decoder := decoder_impl enc_dec.

```

Fig. 11. Format for IP version 4 headers, using the IP Checksum format.

Constraints and underspecification. TCP, UDP, and IP headers include underspecified or reserved-for-future-use bits, as well as fields with interdependencies (for example, the 16-bit urgent-pointer field of a TCP packet is only meaningful if its URG flag is set, and the options of a TCP packet must be zero-padded to a 32-bit boundary equal to that specified by the packet’s data-offset field).

The specifications of these formats are short and readable: new formats typically requires 10 to 20 lines of declarative serialization code and 10 to 20 lines of record-type, enumerated-type, and numeric-constant declarations. In addition to the base set of formats, these specifications leverage a few TCP/IP-specific extensions including checksums, pseudoheader checksums, and custom index functions for union types.

The decoders that our framework produces are reasonably efficient and sufficiently full-featured to be used as drop-in replacements for all encoding and decoding components of a typical TCP/IP stack. In the rest of this section, we describe our extraction methodology and support our claims by presenting performance benchmarks and reporting on a fork of the native-OCaml `mirage-tcpip` library used in the MirageOS unikernel, rewired to use our code to parse and decode network packets. We use Coq’s extraction mechanism to obtain a standalone OCaml library, using OCaml’s integers to represent machine words and natural numbers, a native-code checksum implementation, and custom array data structures for the bytestrings and vectors that encoders and decoders operate on. These custom data structures, as well as a subset of the rewrite rules used during the final byte-alignment phase, are unverified and thus part of our trusted base.

6.1 Benchmarking

Figure 12 shows single-packet encoding and decoding times, estimated by linearly regressing over the time needed to run batches of n packet serializations or deserializations for increasingly large values of n (complete experimental data, including 95% confidence intervals, are provided as supplementary material; they were obtained using the `Core_bench` OCaml library [24]).

6.2 Mirage OS Integration

MirageOS [33] is a “*library operating system that constructs unikernels for secure, high-performance network applications*”: a collection of OCaml libraries that can be assembled into a standalone kernel running on top of the Xen hypervisor. Security is a core feature of MirageOS, making it a natural target to demonstrate integration of our encoders and decoders. Concretely, this entails patching the `mirage-tcpip`¹ library to replace its

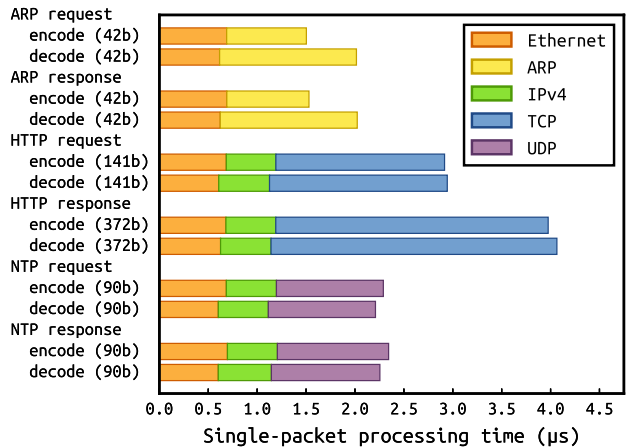


Fig. 12. Processing times for various network packets on an Intel Core i7-4810MQ CPU @ 2.80GHz. Each row shows how each layer of the network stack contributes to encoding and decoding times. TCP and UDP checksums are computed over the entirety of the packet, payload included, which explains the higher processing times. The HTTP and ARP payloads are a GET request to `http://nytimes.com` and a clock-synchronization request to `time.nist.gov`.

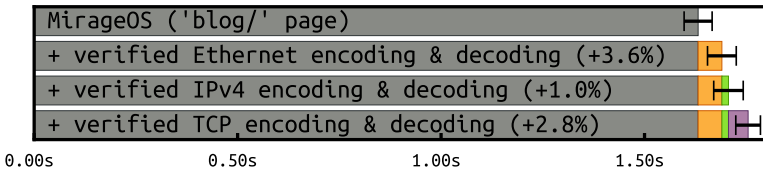
¹<https://github.com/mirage/mirage-tcpip>

serializers and deserializers by our own and evaluating the resulting code in a realistic network application. We chose the `mirage.io` website (`mirage-www` on OPAM), which shows that the overhead of using our decoders in a real-life application is very small.

Setup. After extracting the individual encoders and decoders to OCaml, we reprogrammed the TCP, UDP, IPv4, ARPv4, and Ethernet modules of the `mirage-tcpip` library to use our code optionally, and we recompiled everything. This whole process went smoothly: Mirage’s test suite did not reveal issues with our proofs, though we did have to adjust or disable some of Mirage’s tests (for example, one test expected packets with incorrect checksums to parse successfully, but our decoders reject them).

We strove to integrate into `mirage-tcpip` with minimal code changes: the vast majority of our changes affect the five files concerned with marshaling and unmarshaling our supported formats. This yields a good estimate of the amount of modification required (roughly 15 to 30 lines of glue code for each format), but it leaves lots of optimization opportunities unexplored: we incur significant costs doing extra work and lining up mismatched representations. Additionally, because we are strict about rejecting nonconforming packets, we perform new work that Mirage was not performing, such as computing checksums at parsing time or validating consistency constraints (Mirage’s packet decoders are a combination of hand-written bounds checks and direct reads at automatically computed offsets into the packets).

Benchmarking. To evaluate the performance of the resulting application, we ran the `mirage-www` server atop our modified `mirage-tcpip` and measured the time needed to load pages from the `mirage.io` website as we replaced each component by its verified counterpart (we repeated each measurement 250 times, using the `window.performance.timing` counters in Firefox to measure page load times). The incremental overhead of our verified decoders and encoders is minimal, ranging from less than 1% on small pages to 0.5-4% on large pages, such as the `blog/` page of the MirageOS website (accessing it causes the client to fetch about 4.2 MB of data, obtained through 36 HTTP requests spread across 1040 TCP segments):



7 RELATED WORK

Parsers for Context-Free Languages. There is a long tradition of generating parsers for context-free languages from declarative Backus-Naur-form specifications [27, 41] automatically. Such generators may themselves have errors in them, so in order to reduce the trusted code base of formally verified compilers, there have been a number of efforts in verifying standalone parsers for a variety of context-free languages [10, 11, 28, 31, 45]. In closely related work, the authors of RockSalt [38] developed a regular-expressions DSL, equipped with a relational denotational semantics, in order to specify and generate verified parsers from bitstrings into various instruction sets. In subsequent work, Tan and Morrisett [51] extended this DSL to support bidirectional grammars in order to provide a uniform language for specifying and generating both decoders and encoders, proving a similar notion of consistency to what we present here. Importantly, all of these works focus on languages that are insufficient for many network protocols. Additionally, these parsers produce

ASTs for types defined by input grammars; these ASTs may need to be processed further (possibly using *semantic actions*) to recover original source values. This processing phase must itself be verified to guarantee correctness of the entire decoder.

Verification of Parsers for Network Protocol Formats. A wide range of tools have been used to verify generated parsers for binary network protocol formats [6, 14, 43, 46, 50], including the SAW symbolic-analysis engine, [18], the Frama-C analyzer [15], F* [50], Agda [52], and Coq. The correctness properties of each project differ from NARCISSUS's: Amin and Rompf [6] focus on memory safety. While Protzenko et al. [43] and Collins et al. [14] prove that a pair of encoder and decoder functions satisfy a round-trip property similar to ours, relying on deterministic functions rules out many common formats, including DNS packets, Google Protocol Buffers, or formats using ASN.1's BER encoding. In addition, some of these approaches only support constrained sets of formats: Collins et al. [14] are restricted to ASN.1 formats, while Simmons [46] requires the format to align with the source type. van Geest and Swierstra [52] also use a library of parsers and pretty printers for a fixed set of data types to build implementations, but they rely on verified datatype transformations to support a more flexible set of formats, including IPv4 headers. More closely related is the verified protocol-buffer compiler of Ye and Delaware [54], whose development adopts NARCISSUS's definition of correctness for top-level decoders and reuses its format for fixed-length words. That effort did not adopt NARCISSUS's combinator-based philosophy, as the compiler was hand-written and manually verified in Coq, and is limited to formats in the fixed data-description language of the Protocol Buffer standard.

Deductive Synthesis. The idea of deriving correct-by-construction implementations from specifications using deductive rules has existed for at least half a century [17, 34]. Kestrel's Specware [48] system was an seminal realization of this idea, and has been used to implement correct-by-construction SAT solvers [47], garbage collectors [42], and network protocols. Deductive approaches have been employed more recently to interactively derive verified recursive functions in a general purpose programming language [30] and cache-efficient implementations of divide-and-conquer algorithms [26]. Very closely related is the Fiat framework [13, 16] for interactively deriving abstract data types inside of Coq with domain-specific specifications and proof automation. NARCISSUS builds upon Fiat, reusing its implementation of the aforementioned nondeterminism monad, in addition to some of its datatype definitions and common datatype definitions and general proof automation tactics. These dependencies represent a small portion of the Fiat library; the remaining aspects of NARCISSUS presented in this paper are novel, including the problem domain, the specifications of decoder/encoder correctness and the formulation of formats used in those specifications, and the derivation tactics for encoders and decoders.

Parser-Combinator Libraries. There is a long history in the functional-programming community of using combinators [32] to eliminate the burden of writing parsers by hand, but less attention has been paid to the question of how to generate both encoders and decoders. Kennedy [29] presents a library of combinators that package serializers and deserializers for data types to/from bytestrings (these functions are also called picklers and unpicklers) into a common typeclass. A similar project extended Haskell's Arrow class [25] with a reverse arrow in order to represent invertible functions [5]. In more closely related work, Rendel and Ostermann developed a combinator library for writing pairs of what they term partial isomorphisms [44]; that is, partial functions each of which correctly invert all values in the other's range. The authors give a denotational semantics for their EDLS using a relational interpretation that closely mirrors NARCISSUS's. Importantly, proofs of correctness for these libraries, where they exist, are strictly informal.

Bidirectional/Invertible Programming Languages. Mu et. al present a functional language in which only injective functions can be defined, allowing users to invert every program automatically [39]. The authors give a relational semantics to this language, although every program in the language is a function. The authors show how to embed noninjective programs in their language automatically by augmenting them with sufficient information to invert each computation. They prove that this additional information can be dropped given a user-provided inversion function.

Boomerang [12] is a bidirectional programming language for projecting transformations on a data view back to the original source data; in contrast to NARCISSUS, Boomerang does not require that the original source values can be recovered from a target view. Boomerang programs are built using a collection of lens combinators, which include get, put, and create operations for transporting modifications between source and target representations. While Boomerang originally synthesized functions that assumed that every source value had a canonical target representation, it has since been extended with quotient lenses that relax this restriction [23]. The recently developed Optician tool [36] synthesizes Boomerang programs that implement bijective string transformations from regular expressions describing source and target formats and sets of user-provided disambiguating examples. The format-decoding problem differs from the lens setting in that lenses consider how to recover a new source value from an updated target value given full knowledge of the *old* source value, while decoding must work given only a single target value.

Extensible Format-Description Languages. Interface generators like XDR [49], ASN.1 [19], Apache Avro [7], and Protocol Buffers [53] generate encoders and decoders from user-defined data schemes. The underlying data format for these frameworks can be context-sensitive, but this format is defined by the system, however, preventing data exchange between programs using different frameworks. The lack of fine-grained control over the target representation prevents users from extending the format, which could bring benefits in dimensions like compactness, even ignoring the need for compatibility with widely used standards.

The binpac compiler [40] supports a data-format-specification language specifically developed for network protocols but does not support extending the language beyond the built-in constructs. More recent frameworks, like PADS [20], PacketTypes [35], and Datascript [8], feature sophisticated data-description languages with support for complex data dependencies and constraints for specific data schemes but also lack support for extensions. Nail [9] is a tool for synthesizing parsers and generators from formats in a high-level declarative language. Nail unifies the data-description format and internal data layout into a single specification and allows users to specify and automatically check dependencies between encoded fields. More importantly, Nail natively supports extensions to its parsers and generators via user-defined *stream transformations* on the encoded data, allowing it to capture protocol features that other frameworks cannot. However, Nail provides no formal guarantees, and these transformations can introduce bugs violating the framework’s safety properties. We also note two other differences between Nail and NARCISSUS. First, Nail has many more orthogonal primitives than NARCISSUS, as our primitives may be considered to be little more than the definition of decoder correctness. Second, while Nail provides flexibility in describing binary formats, it maps each format to a fixed C struct type, where NARCISSUS is compatible with arbitrary Coq types.

8 CONCLUSION

We have presented NARCISSUS, a framework for specifying and deriving correct-by-construction encoders and decoders for non-context-free formats in the style of parser-combinator libraries. This framework provides fine-grained control over the shape of encoded data, is extensible with user-defined formats and implementation strategies, has a small set of core definitions augmented

with a library of common formats, and produces machine-checked proofs of soundness for derived decoders and encoders. We evaluated the expressiveness of NARCISSUS by deriving decoders and encoders for several standardized formats and demonstrated the utility of the derived functions by incorporating them into the OCaml-based Mirage operating system.

REFERENCES

- [1] 2013. CVE-2012-5965. Available from MITRE, CVE-ID CVE-2012-5965.. (Jan. 2013). <https://cve.mitre.org/cgi-bin/cvename.cgi?name=CVE-2012-5965>
- [2] 2013. CVE-2013-1203. Available from MITRE, CVE-ID CVE-2013-1203.. (May 2013). <https://cve.mitre.org/cgi-bin/cvename.cgi?name=CVE-2013-1203>
- [3] 2015. CVE-2015-0618. Available from MITRE, CVE-ID CVE-2015-0618.. (Feb. 2015). <https://cve.mitre.org/cgi-bin/cvename.cgi?name=CVE-2015-0618>
- [4] 2016. CVE-2016-5080. Available from MITRE, CVE-ID CVE-2016-5080.. (2016). <https://cve.mitre.org/cgi-bin/cvename.cgi?name=CVE-2016-5080>
- [5] Artem Alimarine, Sjaak Smetsers, Arjen van Weelden, Marko van Eekelen, and Rinus Plasmeijer. 2005. There and Back Again: Arrows for Invertible Programming. In *Proceedings of the 2005 ACM SIGPLAN Workshop on Haskell (Haskell '05)*. ACM, New York, NY, USA, 86–97. <https://doi.org/10.1145/1088348.1088357>
- [6] Nada Amin and Tiark Rompf. 2017. LMS-Verify: Abstraction Without Regret for Verified Systems Programming. In *Proceedings of the 44th ACM SIGPLAN Symposium on Principles of Programming Languages (POPL 2017)*. ACM, New York, NY, USA, 859–873. <https://doi.org/10.1145/3009837.3009867>
- [7] Apache Software Foundation. 2016. Apache Avro 1.8.0 Documentation. (2016). <http://avro.apache.org/docs/current/> [Accessed May 04, 2016].
- [8] Godmar Back. 2002. DataScript - A Specification and Scripting Language for Binary Data. In *Proceedings of the 1st ACM SIGPLAN/SIGSOFT Conference on Generative Programming and Component Engineering (GPCE '02)*. Springer-Verlag, London, UK, UK, 66–77. <http://dl.acm.org/citation.cfm?id=645435.652647>
- [9] Julian Bangert and Nikolai Zeldovich. 2014. Nail: A Practical Tool for Parsing and Generating Data Formats. In *OSDI*. USENIX Association, 615–628.
- [10] Aditi Barthwal and Michael Norrish. 2009. Verified, Executable Parsing. In *Programming Languages and Systems*, Giuseppe Castagna (Ed.). Springer Berlin Heidelberg, Berlin, Heidelberg, 160–174.
- [11] Jean-Philippe Bernardy and Patrik Jansson. 2016. Certified Context-Free Parsing: A formalisation of Valiant’s Algorithm in Agda. *arXiv preprint arXiv:1601.07724* (2016).
- [12] Aaron Bohannon, J. Nathan Foster, Benjamin C. Pierce, Alexandre Pilkiewicz, and Aln Schmitt. 2008. Boomerang: Resourceful Lenses for String Data. In *Proceedings of the 35th Annual ACM SIGPLAN-SIGACT Symposium on Principles of Programming Languages (POPL '08)*. ACM, 407–419. <https://doi.org/10.1145/1328438.1328487>
- [13] Adam Chlipala, Benjamin Delaware, Samuel Duchovni, Jason Gross, Clément Pit-Claudel, Sorawit Suriyakarn, Peng Wang, and Katherine Ye. 2017. The end of history? Using a proof assistant to replace language design with library design. In *2nd Summit on Advances in Programming Languages (SNAPL 2017)*. Schloss Dagstuhl-Leibniz-Zentrum fuer Informatik.
- [14] Nathan Collins, Mark Tullsen, Aaron Tomb, and Lee Pike. 2017. Formal Verification of a Vehicle-to-Vehicle (V2V) Messaging System. In *Embedded Security in Cars (ESCARS)*.
- [15] Pascal Cuoq, Florent Kirchner, Nikolai Kosmatov, Virgile Prevosto, Julien Signoles, and Boris Yakobowski. 2012. Framac: A Software Analysis Perspective. In *Proceedings of the 10th International Conference on Software Engineering and Formal Methods (SEFM'12)*. Springer-Verlag, Berlin, Heidelberg, 233–247. https://doi.org/10.1007/978-3-642-33826-7_16
- [16] Benjamin Delaware, Clément Pit-Claudel, Jason Gross, and Adam Chlipala. 2015. Fiat: Deductive Synthesis of Abstract Data Types in a Proof Assistant. In *Proc. POPL*.
- [17] Edsger W. Dijkstra. 1967. A constructive approach to the problem of program correctness. (Aug. 1967). <http://www.cs.utexas.edu/users/EWD/ewd02xx/EWD209.PDF> Circulated privately.
- [18] Robert Dockins, Adam Foltzer, Joe Hendrix, Brian Huffman, Dylan McNamee, and Aaron Tomb. 2016. Constructing Semantic Models of Programs with the Software Analysis Workbench. In *Verified Software. Theories, Tools, and Experiments*, Sandrine Blazy and Marsha Chechik (Eds.). Springer International Publishing, Cham, 56–72.
- [19] Olivier Duboisson. 2001. *ASN. 1: communication between heterogeneous systems*. Morgan Kaufmann.
- [20] Kathleen Fisher and Robert Gruber. 2005. PADS: a domain-specific language for processing ad hoc data. *ACM Sigplan Notices* 40, 6 (2005), 295–304.
- [21] Kathleen Fisher, Yitzhak Mandelbaum, and David Walker. 2006. The Next 700 Data Description Languages. *SIGPLAN Not.* 41, 1 (Jan. 2006), 2–15.

- [22] Pedro Fonseca, Kaiyuan Zhang, Xi Wang, and Arvind Krishnamurthy. 2017. An Empirical Study on the Correctness of Formally Verified Distributed Systems. In *Proceedings of the Twelfth European Conference on Computer Systems (EuroSys '17)*. ACM, New York, NY, USA, 328–343. <https://doi.org/10.1145/3064176.3064183>
- [23] J. Nathan Foster, Alexandre Pilkiewicz, and Benjamin C. Pierce. 2008. Quotient Lenses. In *Proceedings of the 13th ACM SIGPLAN International Conference on Functional Programming (ICFP '08)*. ACM, 383–396. <https://doi.org/10.1145/1411204.1411257>
- [24] Christopher S. Hardin and Roshan P. James. 2013. Core_bench: micro-benchmarking for OCaml. (2013). https://github.com/janestreet/core_bench
- [25] John Hughes. 2000. Generalising Monads to Arrows. *Sci. Comput. Program.* 37, 1-3 (May 2000), 67–111. [https://doi.org/10.1016/S0167-6423\(99\)00023-4](https://doi.org/10.1016/S0167-6423(99)00023-4)
- [26] Shachar Itzhaky, Rohit Singh, Armando Solar-Lezama, Kiat Yessenov, Yongquan Lu, Charles Leiserson, and Rezaul Chowdhury. 2016. Deriving divide-and-conquer dynamic programming algorithms using solver-aided transformations. In *Proc. OOPSLA*. Association for Computing Machinery (ACM). <https://doi.org/10.1145/2983990.2983993>
- [27] Stephen C. Johnson. 1979. *Yacc: Yet Another Compiler-Compiler*. Technical Report.
- [28] Jacques-Henri Jourdan, François Pottier, and Xavier Leroy. 2012. Validating LR(1) Parsers. In *Programming Languages and Systems*, Helmut Seidl (Ed.). Springer Berlin Heidelberg, Berlin, Heidelberg, 397–416.
- [29] Andrew J. Kennedy. 2004. FUNCTIONAL PEARL Pickler Combinators. *J. Funct. Program.* 14, 6 (Nov. 2004), 727–739. <https://doi.org/10.1017/S0956796804005209>
- [30] Etienne Kneuss, Ivan Kuraj, Viktor Kuncak, and Philippe Suter. 2013. Synthesis modulo recursive functions. In *Proc. OOPSLA*. 407–426. <https://doi.org/10.1145/2509136.2509555>
- [31] Adam Koprowski and Henri Binszok. 2011. TRX: A Formally Verified Parser Interpreter. *Logical Methods in Computer Science* 7, 2 (2011). [https://doi.org/10.2168/LMCS-7\(2:18\)2011](https://doi.org/10.2168/LMCS-7(2:18)2011)
- [32] Daan Leijen and Erik Meijer. 2001. Parsec: Direct style monadic parser combinators for the real world. (2001).
- [33] Anil Madhavapeddy, Richard Mortier, Charalampos Rotsos, David Scott, Balraj Singh, Thomas Gazagnaire, Steven Smith, Steven Hand, and Jon Crowcroft. 2013. Unikernels: Library Operating Systems for the Cloud. In *Proceedings of the Eighteenth International Conference on Architectural Support for Programming Languages and Operating Systems (ASPLOS '13)*. ACM, New York, NY, USA, 461–472.
- [34] Z. Manna and R. Waldinger. 1979. Synthesis: Dreams \Rightarrow Programs. *IEEE Trans. Softw. Eng.* 5, 4 (July 1979), 294–328. <https://doi.org/10.1109/TSE.1979.234198>
- [35] Peter J. McCann and Satish Chandra. 2000. Packet Types: Abstract Specification of Network Protocol Messages. In *Proceedings of the Conference on Applications, Technologies, Architectures, and Protocols for Computer Communication (SIGCOMM '00)*. ACM, New York, NY, USA, 321–333.
- [36] Anders Miltner, Kathleen Fisher, Benjamin C. Pierce, David Walker, and Steve Zdancewic. 2017. Synthesizing Bijective Lenses. 2 (2017), 1:1–1:30. Issue POPL. <https://doi.org/10.1145/3158089>
- [37] P. Mockapetris. 1987. *Domain names - implementation and specification*. RFC 1035.
- [38] Greg Morrisett, Gang Tan, Joseph Tassarotti, Jean-Baptiste Tristan, and Edward Gan. 2012. RockSalt: Better, Faster, Stronger SFI for the x86. *SIGPLAN Not.* 47, 6 (June 2012), 395–404. <https://doi.org/10.1145/2345156.2254111>
- [39] Shin-Cheng Mu, Zhenjiang Hu, and Masato Takeichi. 2004. An Injective Language for Reversible Computation. In *Mathematics of Program Construction*, Dexter Kozen (Ed.). Springer Berlin Heidelberg, Berlin, Heidelberg, 289–313.
- [40] Ruoming Pang, Vern Paxson, Robin Sommer, and Larry Peterson. 2006. binpac: A yacc for writing application protocol parsers. In *Proceedings of the 6th ACM SIGCOMM conference on Internet measurement*. ACM, 289–300.
- [41] T. J. Parr and R. W. Quong. 1995. ANTLR: A predicated-LL(K) Parser Generator. *Softw. Pract. Exper.* 25, 7 (July 1995), 789–810. <https://doi.org/10.1002/spe.4380250705>
- [42] Dusko Pavlovic, Peter Pepper, and Douglas R. Smith. 2010. Formal Derivation of Concurrent Garbage Collectors. In *Mathematics of Program Construction*. Springer Berlin Heidelberg, 353–376.
- [43] Jonathan Protzenko, Jean-Karim Zinzindohoué, Aseem Rastogi, Tahina Ramananandro, Peng Wang, Santiago Zanella-Béguelin, Antoine Delignat-Lavaud, Catalin Hritcu, Karthikeyan Bhargavan, Cédric Fournet, and Nikhil Swamy. 2017. Verified Low-Level Programming Embedded in F*. *PACMPL* 1, ICFP (Sept. 2017), 17:1–17:29. <https://doi.org/10.1145/3110261>
- [44] Tillmann Rendel and Klaus Ostermann. 2010. Invertible Syntax Descriptions: Unifying Parsing and Pretty Printing. In *Proceedings of the Third ACM Haskell Symposium on Haskell (Haskell '10)*. ACM, New York, NY, USA, 1–12. <https://doi.org/10.1145/1863523.1863525>
- [45] Tom Ridge. 2011. Simple, Functional, Sound and Complete Parsing for All Context-Free Grammars. In *Certified Programs and Proofs*, Jean-Pierre Jouannaud and Zhong Shao (Eds.). Springer Berlin Heidelberg, Berlin, Heidelberg, 103–118.
- [46] Keith Simmons. 2016. Cheerios. (2016). <https://courses.cs.washington.edu/courses/cse599w/16sp/projects/cheerios.pdf>
- [47] Douglas R. Smith and Stephen J. Westfold. 2008. Synthesis of Propositional Satisfiability Solvers. (2008).

- [48] SpecWare [n. d.]. ([n. d.]). <http://www.kestrel.edu/home/prototypes/specware.html>.
- [49] Raj Srinivasan. 1995. *XDR: External data representation standard*. Technical Report.
- [50] Nikhil Swamy, Cătălin Hrițcu, Chantal Keller, Aseem Rastogi, Antoine Delignat-Lavaud, Simon Forest, Karthikeyan Bhargavan, Cédric Fournet, Pierre-Yves Strub, Markulf Kohlweiss, Jean-Karim Zinzindohoue, and Santiago Zanella-Béguelin. 2016. Dependent Types and Multi-monadic Effects in F*. In *Proceedings of the 43rd Annual ACM SIGPLAN-SIGACT Symposium on Principles of Programming Languages (POPL '16)*. ACM, New York, NY, USA, 256–270. <https://doi.org/10.1145/2837614.2837655>
- [51] Gang Tan and Greg Morrisett. 2018. Bidirectional Grammars for Machine-Code Decoding and Encoding. *Journal of Automated Reasoning* 60, 3 (01 Mar 2018), 257–277. <https://doi.org/10.1007/s10817-017-9429-1>
- [52] Marcell van Geest and Wouter Swierstra. 2017. Generic Packet Descriptions: Verified Parsing and Pretty Printing of Low-level Data. In *Proceedings of the 2Nd ACM SIGPLAN International Workshop on Type-Driven Development (TyDe 2017)*. ACM, New York, NY, USA, 30–40. <https://doi.org/10.1145/3122975.3122979>
- [53] Kenton Varda. [n. d.]. Protocol Buffers. <https://developers.google.com/protocol-buffers/>. ([n. d.]).
- [54] Qianchuan Ye and Benjamin Delaware. 2019. A verified protocol buffer compiler. In *Proceedings of the 8th ACM SIGPLAN International Conference on Certified Programs and Proofs*. ACM, 222–233.