

# Incentives in the Dark: Multi-armed Bandits for Evolving Users with Unknown Type

Lillian J. Ratliff and Shreyas Sekar and Liyuan Zheng and Tanner Fiez  
 {ratliff1,sekarshr,liyuanz8,fiezt}@uw.edu  
 University of Washington

## Abstract

Design of incentives or recommendations to users is becoming more common as platform providers continually emerge. We propose a multi-armed bandit approach to the problem in which users types are unknown *a priori* and evolve dynamically in time. Unlike the traditional bandit setting, observed rewards are generated by a single Markov process. We demonstrate via an illustrative example that blindly applying the traditional bandit algorithms results in very poor performance as measured by regret. We introduce two variants of classical bandit algorithms, upper confidence bound (UCB) and  $\epsilon$ -greedy, for which we provide theoretical bounds on the regret. We conduct a number of simulation-based experiments to show how the algorithms perform in comparison to traditional UCB and  $\epsilon$ -greedy algorithms as well as reinforcement learning (Q-learning).

## 1. Introduction

One of the key facets of the so-called *digital transformation* is the active participation of people via technology in a variety of sectors including online marketplaces, sharing economy-based labor and service markets (e.g., ride-sharing), personalized recommendation engines, etc. Mechanisms implemented in these domains rely crucially on targeting individual users with relevant choices, selected from a pool of feasible options. For instance, e-commerce portals increasingly tailor their search results to match individual preferences, the sustenance of movie and music streaming services depends on showing users relevant new content, and retailers seek to identify the right incentives (e.g., discounts) for every customer from a bundle of options. Additionally, platform-based labor markets try to match workers of certain skill with tasks of appropriate difficulty level and ride-sharing services select incentives to offer users (drivers and passengers) with varying preferences in order to match supply and demand. Perhaps even more significant is that in many of these examples the choices the users make impact the system performance in a closed loop fashion. That is, users are often repeat customers and as such perverse incentives can result in unintended consequences such as lack of fairness and free-riding.

Given that these *platforms* often possess incomplete information about their users, a key challenge is to learn each user's preferences over the various options without spending too much time recommending inferior alternatives. This problem of striking a balance between myopic and long-term rewards is commonly referred to as the exploration-exploitation trade-off and arises in a number of practical settings including the ones mentioned above (see, e.g., [3, 6, 10, 15]).

The theory of *multi-armed bandits* provides a structured mathematical framework to study this exploration-exploitation trade-off. In the classical model, there are a finite number of arms (bandits) each associated with a different, unknown reward distribution. The

player seeks to choose the arm that returns the maximum reward where the reward for playing an arm at each instant is drawn from its arm-specific reward distribution. The rewards are assumed to be independent (and often identically distributed). The performance metric typically studied is the player’s regret, defined as the difference between the expected reward obtained via an *optimal policy* (e.g., selecting the arm with the maximal expected reward at every instant) and the player’s empirical reward, aggregated over a finite time horizon. A long line of research [1–3] on the multi-armed bandit problem has resulted in a rich litany of algorithms, that achieve asymptotic optimality and ensure that the regret only increases sub-linearly in the length of the time horizon.

In the setting we consider, on the other hand, the platform (i.e. the player) faces a user (or a pool of users treated as possessing the same preference distribution) that it wants to present options or incentives to from a finite pool of possibilities (i.e. the arms). The reward the platform receives for selecting an arm depends on not only an arm-specific distribution but also the preference profile of the user which is not independent across arms. That is, the assumption that rewards are drawn independently from arm to arm no longer holds.

One aspect of (human) user behavior that is particularly important which has traditionally been overlooked by the bandit literature is that user preferences over the available actions (arms) may evolve as users are repeatedly exposed to the arms. For example, there is mounting empirical evidence supporting that humans make decisions by comparing to *reference points*—e.g., the *status quo*, recent expectations about the future, or past experiences—when making decisions (see, e.g., [16–18, 29, 34]). Reference points are highly effected by the user’s experience which varies over time. Recent works have developed algorithms for learning the dynamics of user preferences in scenarios where the user is risk-sensitive and loss-averse [19, 23, 27, 28]. Other work focuses on learning the dynamics of a user’s reference point [25].

Moreover, as the user is exposed to the platform they are also able to learn and adapt their preferences as they relate to the platform experience. More specifically, users may refine their own reward structure as they interact with the various arms, even as the algorithm attempts to learn their preferences. For example, users’ tastes in movie or music genres could change with time as could their preference for specific incentives, and workers’ skill levels in online labor markets or coding platforms (e.g., Upwork, Hackerrank) could increase as they complete more tasks. At the same time, these platforms lack the fine-grained information required to make inferences about the underlying beliefs that give rise to the user’s reward structure and how these rewards evolve with with time. This raises the natural question: *Is it possible to design near-optimal bandit approaches for settings where the user’s type and rewards evolve based on the actions taken in prior rounds, even if the algorithm is completely agnostic to these types and dynamics?*

To study this question, we consider a bandit problem with a finite set of arms and a single user (agent)<sup>1</sup> with a preference profile (type). We assume that the agent’s type evolves according to a Markov chain with unknown statistics that depend on the arm played. That is, the type parameterizes the dynamics of the Markov chain. The platform seeks to choose amongst the arms in order to maximize their reward over time. Specifically, their reward

---

1. As previously mentioned, with out loss of generality the single user can be thought of as a pool of users possessing the same preference distribution. We elaborate on this in later sections.

at a given time step is drawn from a distribution that depends on the agent’s type and the arm selected.

Our model departs from the literature on multi-armed bandit problems with Markovian rewards in two fundamental areas: First, a majority of the research in this area [1, 2, 32] focuses on models where there is a distinct state/parameter associated with each arm, which is unaltered if that arm is not selected. On the other hand, for our motivating applications, the dynamics represent the user’s varying preferences and could simultaneously alter the rewards for all of the arms. It is worth noting that in our setting, the platform’s reward for an arm  $i$  is coupled to the user’s type  $\theta$  and could evolve even when the platform plays a different arm. Although this appears to be a minor distinction, the ensuing correlations between the current actions and future reward results in a number of technical difficulties.

Second, the current work is closely tied to algorithms for reinforcement learning in Markov decision processes (MDP) [14]. However, the methods proposed in many of those works inextricably depend on the platform being aware of the user’s current state (or distribution therein) as well as the transition matrices associated with each action. On the contrary, our algorithms are more robust as they require no knowledge of the Markov chains and in fact, do not even require any information about the type space.

Our work also bears loose ties to the notion of *restless bandits* [26, 33], which denote a class of problems where there is a Markov chain associated with each arm, which evolves whether or not the arm is actually played. However, the evolution of the rewards on different arms are independent of one another. In contrast, our work can be viewed as a stricter version of this problem where evolution of the rewards on different arms are not independent of each other.

We also remark that in contrast to the stochastic environment considered in this work (the rewards are sampled from distributions), a parallel body of work has studied bandit problems in an adversarial setting. In such a setting, there is no prior structure on the rewards and the objective is to minimize regret over all possible instantiations of rewards. Clearly, adversarial bandits are more general than than stochastic bandits, and the techniques from that literature can be applied to our model to obtain  $O(\sqrt{n})$  regret bounds, where  $n$  is the length of the time horizon. Of course, by leveraging the inherent structure among the rewards, we obtain less conservative, stronger  $O(\log(n))$ -bounds.

## 1.1 Contributions

We extend two well-studied *index policies*, Upper Confidence Bound (UCB) and  $\epsilon$ -greedy (see Section 2 for definitions), to settings where the user’s type evolves according to a Markov chain as described previously. We prove that the proposed algorithms achieve near-optimal distribution-specific regret bounds that asymptotically approach  $O(\log(n))$ , where  $n$  is the number of time-steps in the horizon. Our theoretical results are valid under mild conditions on the Markov chains, namely that they are *aperiodic* and *irreducible*.

We perform extensive numerical simulations comparing UCB and  $\epsilon$ -greedy: although the former achieves better theoretical bounds,  $\epsilon$ -greedy consistently outperforms UCB across simulations. Moreover, both of these approaches converge to the *optimal arm* and achieve vanishing *average regret* (total regret divided by the number of rounds) much faster than predicted by theory.

We also compare our methods to other well-studied algorithms pertaining to reinforcement learning for MDPs, such as Q-Learning. Despite the fact that all of these approaches take advantage of information about the user’s type, our algorithms’ performance is asymptotically comparable to these approaches. More interestingly, we also highlight the robustness of our methods by showing that our algorithms significantly outperform the traditional approaches when they incorrectly guess the user’s initial distribution over states.

## 1.2 Organization

In Section 2, we provide mathematical preliminaries and an illustrative, motivating example. We present regret analysis and our main theoretical results, including both a UCB and a greedy algorithm (EpochUCB and EpochGreedy<sup>2</sup>, respectively), in Section 3. We provide simulation results in Section 4 for a variety of problem instances comparing the proposed algorithms to traditional UCB and  $\varepsilon$ -greedy algorithms for multi-armed bandit problems as well as a continuous state reinforcement learning approach. In Section 5, we provide discussion and comments on future work.

## 2. Preliminaries

Consider a decision-maker (platform) that faces the problem of offering incentives (more generally jobs, goods, content, etc.) to a (representative) user whose preferences (type) evolve in time as a function of the incentive offered. Specifically, we model the platform as being able to choose from  $\mathcal{I} = \{1, \dots, m\}$  *arms* (incentive options) and the choice of this arm impacts the type dynamics for an agent and hence the reward the decision-maker receives. The goal of the platform is to find an algorithm  $\alpha : \mathbb{N} \rightarrow \mathcal{I}$  that returns an arm choice for each iteration  $k \in \mathbb{N}$ . The platform’s policy (algorithm) is to determine an arm to pull repeatedly over a finite time horizon in order to maximize the expected aggregate reward.

In this work, we restrict our attention to a specific type of multi-armed bandit algorithm that we refer to as an *epoch mixing policy*. Formally, the execution of such a policy  $\alpha$  is divided into a finite number of time indices  $[n] = \{1, 2, \dots, n\}$ , where  $n$  is the length of the time horizon. In each time index  $k \in [n]$ , the policy selects an arm  $\alpha(k)$  and repeatedly ‘plays’ this arm for  $\tau_k > 0$  iterations within this time index. We refer to the set of iterations within a time index collectively as an *epoch*. More specifically, when the platform makes an arm choice  $\alpha(k) \in \mathcal{I}$  at iteration  $k$ , the type of the agent is allowed to evolve for  $\tau_k$  time steps. In short, an epoch mixing policy proceeds in two time scales each selection of an arm corresponds to an epoch comprising of  $\tau_k$  iterations for  $k \in [n]$ , and there are a total of  $n$  epochs.

We model the type as the state of a Markov chain where the transition kernel  $P_{\alpha(k)} : \Theta \times \Theta \rightarrow [0, 1]$  depends on the arm selected. Let  $\alpha(k)$  be the arm selected by policy  $\alpha$  at iteration  $k$ , and let  $\theta_{\alpha(k)}$  be a random variable representing the state (user type) at time  $k$  under algorithm  $\alpha$  where the state takes values in the finite set  $\Theta$ . The platform receives a reward sampled from a distribution that depends on the user type  $\theta_k \in \Theta$  and the arm selected.

---

2. We note this is not the same algorithms as the Epoch-Greedy contextual bandits algorithm from [20].

Given an initial distribution  $\beta_0(\theta)$  on types, at starting at  $k = 0$  arm  $\alpha(0)$  is selected and  $\tau_{\alpha(0)}$  time steps elapses so that

$$\beta_1(\theta) = \sum_{\theta' \in \Theta} P_{\alpha(0)}^{\tau_{\alpha(0)}}(\theta', \theta) \beta_0(\theta')$$

where  $P_{\alpha(0)}^{\tau_{\alpha(0)}}(\theta', \theta)$  is the probability of moving from  $\theta'$  to  $\theta$  in  $\tau_{\alpha(0)}$  time-steps. Generalizing, at iteration  $k$  with  $\alpha(k) = j$ , we have that

$$\beta_{k+1}(\theta) = \sum_{\theta' \in \Theta} P_j^{\tau_k}(\theta', \theta) \beta_k(\theta').$$

Let  $\mathbf{r}_{\theta,k}^{\alpha(k)}$  be the reward received at iteration  $k$  where we denote its dependence on the arm selected,  $\alpha(k)$ , and the random variable<sup>3</sup>  $\theta$ . We could consider a number of different types of rewards over the interval between  $k$  and  $k + 1$  (i.e. a duration of  $\tau_k$  time-steps). For the analysis and experiments we conduct, we consider the reward at iteration  $k$  to be the *time averaged reward*—that is,

$$\mathbf{r}_{\theta,k}^{\alpha(k)} = \frac{1}{\tau_k} \sum_{t=t_k}^{t_{k+1}-1} r_{\theta,t}^{\alpha(k)}$$

where  $t_{k+1} = t_k + \tau_k$  and the time instances  $t_\ell$  denote the Markov process time scale<sup>4</sup>. The rewards  $r_{\theta,t}^{\alpha(k)}$  are assumed bounded and, without loss of generality,  $r_{\theta,t}^{\alpha(k)} \in [0, 1]$ . Moreover, they are stochastic with stochastic kernel  $\mathcal{T}_r(\theta, \alpha(k), \cdot) \in \mathcal{P}([0, 1])$  such that  $r_{\theta,t}^{\alpha(k)} \sim \mathcal{T}_r(\theta, \alpha(k), \cdot)$  and where  $\mathcal{P}([0, 1])$  denotes the space of probability distributions on  $[0, 1]$ .

**Assumption 1.** *For each  $j \in \mathcal{I}$ ,  $P^j$  is aperiodic and irreducible.*

Assumption 1 implies that for each  $j \in \mathcal{I}$ , the Markov process characterized by  $P^j$  has a stationary distribution which we denote by  $\pi^j : \theta \mapsto [0, 1]$ . If each arm  $j$  was chosen at every iteration, then the Markov process would converge to its stationary distribution which would, in turn, give rise to a fixed reward distribution. Hence, we define the expected reward  $\mu^j$  for arm  $j \in \mathcal{I}$  given its stationary distribution to be

$$\mu^j = \mathbb{E} \left[ \sum_{\theta \in \Theta} r_{\theta}^j \pi^j(\theta) \right]$$

where the expectation is with respect to  $\mathcal{T}_r(\theta, j, \cdot)$ .

We define the *optimal arm*, indexed by  $j_* \in \mathcal{I}$ , to be the arm that yields the highest expected average cumulative reward  $\mu^j$  from its steady-state distribution  $\pi^j$ —that is, the expected reward of  $j_*$  is

$$\mu^* = \max_j \mathbb{E} \left[ \sum_{\theta \in \Theta} r_{\theta}^j \pi^j(\theta) \right]. \quad (1)$$

3. Note that we are conflating notation here by using  $\theta$  to represent both a state in  $\Theta$  and a random variable mapping from the event space to  $\Theta$ .

4. Other rewards could be considered as appropriate for the applicaiton without significantly changing the theoretical results.

**Definition 1** (Cumulative Regret). *The cumulative regret  $R_n^\alpha$  after  $n$  iterations of a multi-armed bandit algorithm  $\alpha$  is given by*

$$R_n^\alpha = n\mu^* - \sum_{k=0}^{n-1} r_{\theta,k}^{\alpha(k)} = n\mu^* - \sum_{k=0}^{n-1} \frac{1}{\tau_k} \sum_{t=t_k}^{t_{k+1}-1} r_{\theta,t}^{\alpha(k)}. \quad (2)$$

We re-iterate that a key difference between the classical set-up and the one considered here is that the underlying Markov process that the rewards depend on is the same process for every arm. A natural question is whether or not naïvely employing bandit algorithms, such as traditional UCB or  $\epsilon$ -greedy, that assume independent and identically distributed Markovian rewards is sufficient. We consider an extremely simple example that indicates it is not.

**Example 1** (Failure of Naïve Application of Traditional UCB and  $\epsilon$ -greedy.). *Consider a problem instance with two arms  $\mathcal{I} = \{1, 2\}$  and two states  $\Theta = \{\theta_1, \theta_2\}$ . The transition matrix is depicted pictorially below: we assume that  $\epsilon > 0$  is a sufficiently small constant. The deterministic reward  $r_{\theta_j}^i$  for each arm, state pair  $(i, \theta_j)$  is provided below the state. The steady-state for arm 1 is given by  $\pi_1(\theta_1) = \epsilon/(\epsilon+1) \approx 0$  and  $\pi_1(\theta_2) = 1/(1+\epsilon) \approx 1$ , i.e. the steady-state simply involves selecting state  $\theta_2$  with probability almost one, and vice-versa for arm 2. Clearly, the optimal strategy is to play arm 1 repeatedly achieving a reward of (almost) one. Suppose that the starting state distribution is given by  $\beta_0 = [1, 0]$ . Every time*

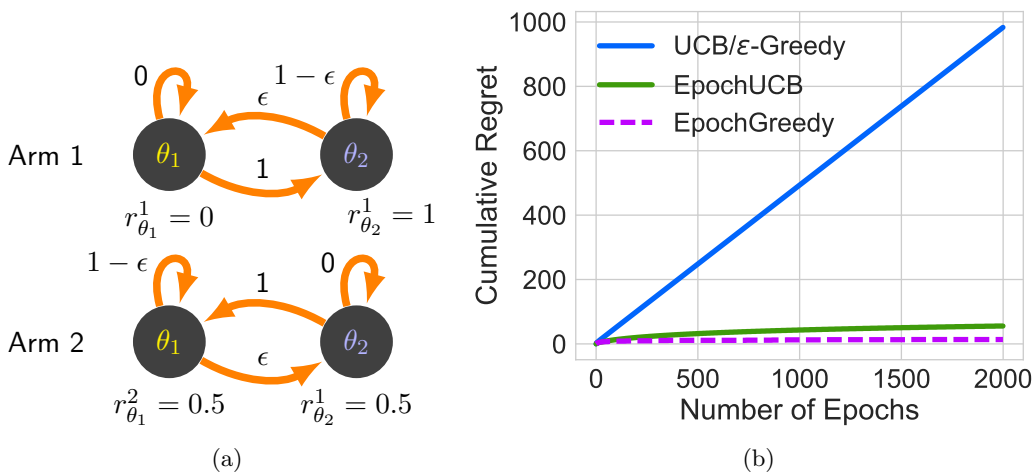


Figure 1: (a) State transition diagram for each arm. (b) Regret for traditional UCB and  $\epsilon$ -greedy versus our proposed algorithms EpochUCB and EpochGreedy. Note that traditional UCB and  $\epsilon$ -greedy essentially perform the same on this example.

*UCB/ $\epsilon$ -greedy plays arm 1, the player is in state  $\theta_1$  (with high probability), therefore, the reward for arm 1 is estimated to be close to zero. Playing arm 2 resets the user's state to  $\theta_1$ . In other words, the traditional algorithms largely underestimate the reward for arm 1 and settle on arm 2 as the optimal arm: this is because the user almost always remains in state  $\theta_1$  and so, UCB/ $\epsilon$ -greedy never discovers that arm 1 is actually a good action.*

Indeed, simulations support this finding. For instance, after 5000 iterations, (traditional) UCB had played the sub-optimal arm around 4950 times, and the reward is approximately 0.5. EpochUCB, the UCB algorithm variant with epochs we propose (see Section 3.3) and EpochGreedy, the  $\varepsilon$ -greedy algorithm variant with epochs we propose (see Section 3.4) both perform much better as shown in Figure 1b.

### 3. Regret Analysis

In this section, we analyze the regret of a UCB-based and a greedy-based algorithm for selecting arms. As is usual in this type of analysis, we start by decomposing the regret in order to identify relevant terms which we can bound.

#### 3.1 Regret Decomposition

Consider the expected number of times an arm is played under an algorithm  $\alpha$ ,

$$\mathbb{E}[T_j^\alpha(n)],$$

where  $T_j^\alpha(n) = \sum_{k=0}^{n-1} I\{\alpha(k) = j\}$ —that is,  $T_j^\alpha(n)$  is the number of times arm  $j \in \mathcal{I}$  is selected up to iteration  $n$  under algorithm  $\alpha$ . Note that  $\sum_j T_j^\alpha(n) = n$ . By relating  $\mathbb{E}[T_j^\alpha(n)]$  to the regret  $R_n^\alpha$ , we are able to provide bounds on the performance of  $\alpha$ . Toward this end, we derive a typical regret decomposition after which we will analyze particular choices of algorithms  $\alpha$ .

By adding and subtracting  $\sum_{j \in \mathcal{I}} T_j^\alpha(n) \mu^j$ , the cumulative regret is

$$\begin{aligned} R_n^\alpha &= n\mu^* - \sum_{j \in \mathcal{I}} T_j^\alpha(n) \mu^j + \sum_{j \in \mathcal{I}} T_j^\alpha(n) \mu^j - \sum_{k=0}^{n-1} \mathbf{r}_{\theta,k}^{\alpha(k)} \\ &= \sum_{j \in \mathcal{I}} T_j^\alpha(n) (\mu^* - \mu^j) + \sum_{j \in \mathcal{I}} T_j^\alpha(n) \mu^j - \sum_{k=0}^{n-1} \sum_{j \in \mathcal{I}} I(\{\alpha(k) = j\}) \mathbf{r}_{\theta,k}^j \\ &= \sum_{j \in \mathcal{I}} T_j^\alpha(n) (\mu^* - \mu^j) + \sum_{k=0}^{n-1} \sum_{j \in \mathcal{I}} I(\{\alpha(k) = j\}) (\mu^j - \mathbf{r}_{\theta,k}^j) \end{aligned}$$

where  $I(\cdot)$  is the indicator function—e.g.,  $I(\{\alpha(k) = i\})$  is one when  $\alpha(k) = i$ . Separating sub-optimal from optimal arms, the summand in the last term in the last equality can be expressed as

$$\begin{aligned} \sum_{j \in \mathcal{I}} I\{\alpha(k) = j\} (\mu^j - \mathbf{r}_{\theta,k}^j) &= \sum_{j \in \mathcal{I}/\{j_*\}} (I(\{\alpha(k) = j\}) (\mu^j - \mathbf{r}_{\theta,k}^j)) \\ &\quad + I(\{\alpha(k) = j_*\}) (\mu^* - \mathbf{r}_{\theta,k}^{j_*}) \end{aligned} \quad (3)$$

In order to further decompose the regret, we recall some classic results on mixing of Markov chains. For an ergodic (i.e. irreducible and aperiodic) transition matrix  $P$  on a finite state space  $\Theta$ , let  $\pi$  be its stationary distribution and  $\tilde{P}$  denote the time reversal of  $P$ —that is,

$$\tilde{P}(\theta, \theta') = \frac{\pi(\theta') P(\theta', \theta)}{\pi(\theta)}.$$

The time reversal kernel  $\tilde{P}$  is also ergodic with stationary distribution  $\pi$ . Define the *multiplicative reversibilization*  $M(P)$  of  $P$  by  $M(P) = P\tilde{P}$  which is a reversible transition matrix itself. The eigenvalues of  $M(P)$  are real and non-negative so that the second largest eigenvalue  $\lambda(M) \in [0, 1]$  [7]. Define *chi-squared distance* from stationary at time  $n$  by

$$\chi_n^2 = \sum_{\theta} \frac{(\pi_n(\theta) - \pi(\theta))^2}{\pi(\theta)}.$$

where  $\pi_n = \sum_{\theta} \pi_0(\theta)P^n(\theta, \cdot)$ .

**Proposition 1** ([7]). *Let  $P$  be an ergodic transition matrix on a finite state space  $\Theta$  and let  $\pi$  be the stationary distribution. Then  $4\|\pi_n - \pi\|^2 \leq (\lambda(M))^n \chi_0^2$ . Furthermore,*

$$\max_{\pi_0 \in \mathcal{P}(\Theta)} \left\| \sum_{\theta} P^n(\theta, \cdot) \pi_0(\theta) - \pi(\cdot) \right\|^2 \leq \frac{1}{4} \frac{(1 - \min_{\theta} \pi(\theta))^2}{\min_{\theta} \pi(\theta)} (\lambda(M))^n \quad (4)$$

where  $\mathcal{P}(\Theta)$  is the space of probability distributions on  $\Theta$ <sup>5</sup>.

Given arm  $j$  is chosen at iteration  $k$  (i.e.  $\alpha(k) = j$ ), The above proposition provides a bound on how close the distribution on types is to the stationary distribution for arm  $j$  after  $\tau_k$  time steps. Indeed, we translate the above proposition to the following lemma which will be used in analysis of the two algorithms we propose.

**Lemma 1.** *For each arm  $j$ , there exists  $C_j > 0$  such that*

$$|\mathbb{E}[\mu^j - \mathbf{r}_{\theta,k}^j | \theta_{t_k}]| \leq \frac{C_j(1 - \lambda_j^{\tau_k})}{\tau_k(1 - \lambda_j)} \quad (5)$$

where  $\lambda_j = \lambda(M^j)^{1/2}$  is the second largest eigenvalue of  $M^j$  for arm  $j$ .

The proof is a direct consequence of Proposition 1 and hence, we leave it to Appendix A.1. We also remark that Proposition 1 also implies that this bound holds for all  $\beta_{t_k}$  (i.e. the distribution on user type at time  $t_k$ ) and hence, is independent of the algorithm  $\alpha$ .

Now, we return to our above regret decomposition analysis. Suppose that  $\tau_0 > 1$  and  $\tau_k = \tau_0 + \zeta k$  with  $\zeta \in \mathbb{N}$ , a non-zero natural number<sup>6</sup>. Simple analysis and the tower

---

5. We remark that the bound in (4) is easily computed by noting that  $\chi_n^2$  is always bounded above by  $(\min_{\theta} \pi(\theta))^{-1} (1 - \min_{\theta} \pi(\theta))^2$ .

6. There are other choices for the sequence  $\{\tau_k\}$ ; e.g.,  $\tau_k = a^k \tau_0$ . The choice we make allows for tighter bounds.



property of expectation gives us the following sequence of inequalities:

$$\begin{aligned}
 \mathbb{E} \left[ \sum_{k=0}^{n-1} \sum_{j \neq j_*} I\{\alpha(k) = j\} (\mu^j - \mathbf{r}_{\theta, k}^j) \right] &= \mathbb{E}_\alpha \left[ \sum_{k=0}^{n-1} \sum_{j \neq j_*} I\{\alpha(k) = j\} \mathbb{E}[\mu^j - \mathbf{r}_{\theta, k}^j \mid \theta_{t_k}] \right] \\
 &\leq \mathbb{E}_\alpha \left[ \sum_{k=0}^{n-1} \sum_{j \neq j_*} I\{\alpha(k) = j\} \frac{C_j(1 - \lambda_j^{\tau_k})}{\tau_k(1 - \lambda_j)} \right] \\
 &\leq \mathbb{E}_\alpha \left[ \sum_{j \neq j_*} \sum_{k=0}^{n-1} I\{\alpha(k) = j\} \frac{C_j}{\tau_0(1 - \lambda_j)} \right] \\
 &\leq \sum_{j \neq j_*} \frac{C_j}{\tau_0(1 - \lambda_j)} \mathbb{E}_\alpha [T_j^\alpha(n)]
 \end{aligned}$$

where we use the notation  $\mathbb{E}_\alpha$  to emphasize that this expectation is now dependent only on the algorithm where the number of times an arm is chosen is a random variable. Analogously, we have that

$$\begin{aligned}
 \mathbb{E} \left[ \sum_{k=0}^{n-1} I\{\alpha(k) = j_*\} (\mu^* - \mathbf{r}_{\theta, k}^{j_*}) \right] &\leq \mathbb{E}_\alpha \left[ \sum_{k=0}^{n-1} I\{\alpha(k) = j_*\} \frac{C_{j_*}}{\tau_k(1 - \lambda_{j_*})} \right] \\
 &\leq \frac{C_{j_*}}{1 - \lambda_{j_*}} \sum_{k=0}^{n-1} \frac{1}{\tau_k} \\
 &\leq \frac{C_{j_*}}{1 - \lambda_{j_*}} \frac{1}{\zeta} \left( 1 + \log \left( \frac{n-1}{\tau_0} + 1 \right) \right)
 \end{aligned}$$

since

$$\sum_{k=0}^{n-1} \frac{1}{\tau_k} < \frac{1}{\zeta} \left( 1 + \int_{\tau_0/\zeta}^{n-1+\tau_0/\zeta} \frac{1}{x} dx \right) = \frac{1}{\zeta} \left( 1 + \log \left( \frac{\zeta(n-1)}{\tau_0} + 1 \right) \right).$$

Putting the above inequalities together gives rise to the following proposition where for the sake of improving readability, we define the *reward gap*  $\Delta_j = \mu^* - \mu^j$  for each arm  $j \in \mathcal{I}$ .

**Proposition 2.** *Suppose for each  $j \in \mathcal{I}$ ,  $P^j$  is an aperiodic, irreducible Markov chain with corresponding constants  $C_j, \lambda_j$ . Then, for a given algorithm  $\alpha$  where  $\tau_k = \tau_0 + \zeta k$  for some fixed  $\zeta > 0$ , we have that*

$$\mathbb{E}_\alpha [R_n^\alpha] \leq \sum_{j \neq j_*} \mathbb{E}_\alpha [T_j^\alpha(n)] \left( \Delta_j + \frac{C_j}{\tau_0(1 - \lambda_j)} \right) + \frac{C_{j_*}}{1 - \lambda_{j_*}} \frac{1}{\zeta} \left( 1 + \log \left( \frac{\zeta(n-1)}{\tau_0} + 1 \right) \right).$$

The above equation is in a familiar regret decomposition form. There are a few slight differences due to the epoch nature of our problem which is introduced primarily to ensure sufficient mixing of the Markov chains resulting from pulling an arm. We note that, as  $\tau_0 \rightarrow \infty$ , the upper bound on the regret approaches

$$\sum_{j \neq j_*} \mathbb{E}_\alpha [T_j^\alpha(n)] \Delta_j + \frac{C_{j_*}}{1 - \lambda_{j_*}} \frac{1}{\zeta}$$

which has the usual regret decomposition form (see, e.g., [3]).

### 3.2 Preliminaries for Algorithm-Based Regret Bounds

Given the regret decomposition in Proposition 2, in order to obtain a bound on the regret for a particular algorithm  $\alpha$ , we need to find a bound on  $\mathbb{E}_\alpha[T_j^\alpha(n)]$ . Ultimately, we want to analyze two proposed algorithms, EpochUCB and EpochGreedy. Due to the fact that the underlying Markov process that generates the rewards is common across the arms—in the sense, that the initial distribution for each Markov chain that results from pulling an arm is the distribution at the end of the preceding arm pull—we need a concentration inequality that does not require independence in the arm-based observed rewards. As it turns out, the Azuma–Hoeffding inequality [5, 12] is one such concentration inequality.

**Proposition 3** (Azuma-Hoeffding Inequality [5, 12]). *Suppose  $(Z_k)_{k \in \mathbb{Z}_+}$  is a martingale with respect to the filtration  $(\mathcal{F}_k)_{k \in \mathbb{Z}_+}$  having bounded differences, i.e., there are finite, non-negative constants  $c_k$ ,  $k \geq 1$  such that  $|Z_k - Z_{k-1}| < c_k$  almost surely. Then for all  $t > 0$*

$$P(Z_k - \mathbb{E}Z_k \leq -t) \leq \exp\left(-\frac{t^2}{2 \sum_{k=1}^N c_k^2}\right).$$

To apply the Azuma-Hoeffding inequality, we need to formulate our problem as a martingale difference sequence. Towards this end, let  $R_{\theta,i}^j$  be the cumulative reward received when arm  $j$  is chosen for the  $i$ -th time where we include  $\theta$  in the subscript to note the state-dependence of the random reward. That is,

$$R_{\theta,i}^j = \mathbf{r}_{\theta,t_i^j}^j$$

where  $i$  indexes the number of time at which arm  $\alpha(k) = j$  and where, by an abuse of notation,  $t_i^j$  is the time instance at which arm  $j$  is chosen for the  $i$ -th time.

Define the filtration

$$\mathcal{F}_k^j = \sigma(R_{\theta,1}^j, \dots, R_{\theta,k}^j, \theta_{t_1^j}, \dots, \theta_{t_k^j}).$$

That is,  $\mathcal{F}_k^j$  is the smallest  $\sigma$ -algebra generated by the random variables

$$(R_{\theta,1}^j, \dots, R_{\theta,k}^j, \theta_{t_1^j}, \dots, \theta_{t_k^j}).$$

Let

$$X_k^j = R_{\theta,k}^j - \mathbb{E}[R_{\theta,k}^j | \mathcal{F}_{k-1}^j]$$

and  $Y_k^j = \sum_{i=1}^k X_i^j$ . We have that  $Y_k^j$  is a martingale since

$$\mathbb{E}[Y_{k+1}^j | \mathcal{F}_k^j] = \mathbb{E}[X_{k+1}^j | \mathcal{F}_k^j] + \mathbb{E}[Y_k^j | \mathcal{F}_k^j] = Y_k^j$$

(since  $Y_k^j$  is  $\mathcal{F}_k^j$ -measurable by construction) and  $\mathbb{E}[|Y_k^j|] < \infty$  (rewards are bounded). Moreover, the boundedness of the rewards also implies the martingale  $Y_k^j$  has bounded differences. Indeed,  $|Y_k^j - Y_{k-1}^j| = |X_k^j| \leq 1$  almost surely since rewards are normalized to be on the interval  $[0, 1]$ , without loss of generality.

Before we further analyze the regret, we use the filtration defined above to provide bounds on the difference between the mean stationary reward  $\mu^j$  for each arm  $j \in \mathcal{I}$  and the empirical reward conditioned on past observations.

**Lemma 2.** *Given aperiodic, irreducible Markov chains  $P^j$  with corresponding stationary distributions  $\mu^j$  for each  $j \in \mathcal{I}$  and mixing sequence  $\{\tau_k\}$  such that  $\tau_k = \tau_0 + \zeta k$ ,  $\tau_0 > 0$ , we have that*

$$\left| \mathbb{E} \left[ \mu^j - \frac{1}{k} \sum_{i=1}^k \mathbb{E}[R_i^j | \mathcal{F}_{i-1}^j] \right] \right| \leq \frac{C_j}{2k} \frac{C_j}{1 - \lambda_j} \left( \frac{1}{\zeta + \tau_0} + \frac{1}{\zeta} \log \left( 1 + \frac{k\zeta}{\tau_0} \right) \right) \quad (6)$$

The proof of the above lemma follows a similar line of reasoning as Lemma 1 and is in Appendix A.2. For each iteration  $k$ , we define the constants

$$L_j(k) = \frac{C_j}{2} \frac{1}{1 - \lambda_j} \left( \frac{1}{\zeta + \tau_0} + \frac{1}{\zeta} \log \left( 1 + \frac{k\zeta}{\tau_0} \right) \right).$$

which are to be used in both the theoretical results for the analysis of the EpochUCB (Algorithm 2) and EpochGreedy (Algorithm 3) algorithms.

In the next two subsections, we provide theoretical bounds on the regret of these algorithms. Algorithm 1 provides the environment simulation procedure.

---

**Algorithm 1** Environment Implementation for Pulling an Arm

---

```

1: function DOINCENTIVE( $i, t_n, \tau_0, \zeta$ )
2:    $r_{t_n}^i \leftarrow 0$ 
3:   for  $t \in [t_n, t_n + \tau_0 + \zeta n - 1]$  do                                     ▷ play arm  $i$ 
4:     offer incentive  $i$ 
5:     receive reward  $r_{\theta,t}^i$  where user's type  $\theta$  is realized from  $\beta_t$ 
6:      $r_{t_n}^i \leftarrow r_{\theta,t}^i + r_{t_n}^i$ 
7:   end for
8:   return  $r_{t_n}^i$ 
9: end function
    
```

---

### 3.3 EpochUCB Algorithm Analysis

In this section, we analyze and provide bounds on the regret of EpochUCB (Algorithm 2). We note that the analysis that follows is fairly classic with the exception of the adoption of the Azuma-Hoeffding inequality, which has been employed in the context of expert selection for reinforcement learning [4, 22], and the use of bounds on harmonic series which provide slightly tighter regret bounds than those appearing the literature. We demonstrate the performance empirically in Section 4.

**Theorem 1.** *Consider a set of finite set of arms  $\mathcal{I} = \{1, \dots, m\}$  with corresponding aperiodic, irreducible Markov chains  $P^j$  for each  $j \in \mathcal{I}$  each with a finite state space. Let  $\alpha$  be the EpochUCB algorithm with mixing time sequence  $\{\tau_k\}$  where  $\tau_k = \tau_0 + \zeta k$ ,  $\tau_0 > 0$ , and  $\zeta > 0$ . Additionally, let  $\delta(t) = t^{-3}$ . Then,*

$$\mathbb{E}_\alpha[T_i(n)] \leq \frac{4}{\Delta_i^2} \left( \frac{\rho}{\sqrt{\tau_0}} + \sqrt{6 \log n} \right)^2 + 2(1 + \log(n)) \quad (7)$$

where  $\rho$  is a constant.

---

**Algorithm 2** EpochUCB

---

```

1: procedure EPOCHUCB(  $\zeta, \tau_0$ )
2:    $t_1 \leftarrow 0, \bar{r}^j \leftarrow 0 \ \& \ T_j \leftarrow 1 \ \forall j \in \mathcal{I}$   $\triangleright$  initialize epoch time, avg. reward, arm counts
3:   for  $1 \leq n \leq m$  do  $\triangleright$  play each arm once
4:      $\bar{r}^n \leftarrow \text{DOINCENTIVE}(n, t_n, n, \tau_0, \zeta)$   $\triangleright$  see Algorithm 1
5:      $t_{n+1} \leftarrow t_n + \tau_0 + \zeta n$   $\triangleright$  increment epoch time
6:   end for
7:   while  $n > m$  do
8:      $i = \arg \max_j \frac{\bar{r}^j}{T_j} + c_{T_j, n}^j$   $\triangleright$  choose arm  $i$ 
9:      $r_{t_n}^i \leftarrow \text{DOINCENTIVE}(i, t_n, n, \tau_0, \zeta)$   $\triangleright$  see Algorithm 1
10:     $\bar{r}^i \leftarrow \bar{r}^i + \frac{1}{\tau_0 + \zeta n} r_{t_n}^i$   $\triangleright$  accumulate rewards
11:     $T_i \leftarrow T_i + 1, t_{n+1} \leftarrow t_n + \tau_0 + \zeta n, n \leftarrow n + 1$   $\triangleright$  increment parameters
12:  end while
13: end procedure

```

---

Before diving into the proof of the above theorem, we make a few remarks. Our UCB variant proceeds in epochs, where a single action is repeated for a specified number of iterations within each epoch. The simple but crucial idea behind our algorithm is that the number of rounds within each epoch increases linearly with time. Why is this useful? First, UCB traditionally relies on identifying the optimal arm with increasing confidence as the algorithm progresses. Second, standard theory of Markov chains [7] dictates that the more an arm is played consecutively, the closer the user’s final state is to the stationary distribution.

Our algorithm combines these two ideas. Increasing the epoch length linearly, ensures that as the EpochUCB algorithm converges to the optimal arm, it also plays each arm for a longer duration within an epoch. This helps the algorithm to progressively discard sub-optimal arms without selecting them too many times when the epoch length is still small. At the same time, once highly sub-optimal arms are discarded, the epoch length is long enough to allow for sufficient mixing and separation between multiple near-optimal arms. Moreover, this also suits the application of incentives/recommendations for users as people take time to respond to offerings.

A second novelty in our theoretical bound is an improved analysis that leads to a constant factor improvement in the final regret. Standard analysis as in [3] would result in an upper bound for each sub-optimal given by

$$\mathbb{E}_\alpha[T_i(n)] \leq \frac{4}{\Delta_i^2} \left( \frac{\rho}{\sqrt{\tau_0}} + \sqrt{8 \log n} \right)^2 + 2 \left( 1 + \frac{\pi^2}{3} \right).$$

On the other hand, by reducing the confidence interval, we tilt the algorithm mildly towards exploitation, and reduce the number of plays of each sub-optimal arm. This leads to a decrease in the first term of  $\mathbb{E}_\alpha[T_i(n)]$  whereas the second term (a constant) now becomes a harmonic term. By balancing the two parts, we obtain a better regret bound. The difference between the regret bound obtained via a standard UCB-type analysis and our improved analysis featuring the harmonic term instead of the constant term is plotted in Figure 2.

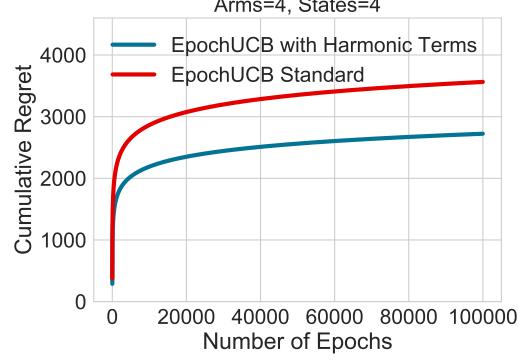


Figure 2: Theoretical Bound for EpochUCB via a standard analysis as in [3] versus a more balanced analysis with harmonic terms. The latter (in blue) comes from the bounds presented in Theorem 1 and Corollary 1.

Finally, we conclude by stating that although our problem is more general than many other bandit problems considered previously, we still obtain the same asymptotic regret of  $O(\log(n))$ .

**Proof** (*Proof of Theorem 1.*) Define

$$c_{t,k}^j = \frac{L_j(k)}{k} + \sqrt{\frac{6}{k} \log(t)}.$$

We use the notation

$$\bar{R}_k^i = \frac{1}{k} \sum_{t=1}^k R_{\theta,t}^i$$

and replace  $i$  with  $*$  when referencing the optimal machine. For an arbitrary positive integer  $\ell$ , we have that

$$\begin{aligned} T_j(n) &= 1 + \sum_{t=m+1}^n I(\{\alpha(k) = i\}) \\ &\leq \ell + \sum_{t=m+1}^n I(\{\alpha(k) = i, T_i(t-1) \geq \ell\}) \\ &\leq \ell + \sum_{t=m+1}^n I(\{\bar{R}_{T^*(t-1)}^* + c_{t-1, T^*(t-1)}^* \leq \bar{R}_{T_i(t-1)}^i + c_{t-1, T_i(t-1)}^i, T_i(t-1) \geq \ell\}) \\ &\leq \ell + \sum_{t=m+1}^n I(\{\min_{0 < s < t} \bar{R}_s^* + c_{t-1, s}^* \leq \max_{\ell \leq w_i < t} \bar{R}_{w_i}^i + c_{t-1, w_i}^i\}) \\ &\leq \ell + \sum_{t=1}^n \sum_{s=1}^{t-1} \sum_{w_i=\ell}^{t-1} I(\{\bar{R}_s^* + c_{t,s}^* \leq \bar{R}_{w_i}^i + c_{t, w_i}^i\}) \end{aligned}$$

where we recall that  $m$  is the number of arms. Now, suppose that all three of the following are false:

$$\begin{cases} \bar{R}_s^* & \leq \mu^* - c_{t,s}^* & (8) \\ \bar{R}_{w_i}^i & \geq \mu^i + c_{t,w_i}^i & (9) \\ \mu^* & < \mu^i + 2c_{t,w_i}^i & (10) \end{cases}$$

Then,

$$\bar{R}_s^* + c_{t,s}^* > \mu^* \geq \mu^i + 2c_{t,w_i}^i > \bar{R}_{w_i}^i + c_{t,w_i}^i.$$

Hence, if  $\bar{R}_s^* + c_{t,s}^* \leq \bar{R}_{w_i}^i + c_{t,w_i}^i$ , then at least one of (8)–(10) holds. We bound the probability of events (8) and (9) using the Azuma-Hoeffding inequality in Proposition 3 and find an  $\ell$  such that (10) is always false.

Towards this end, we apply Proposition 3 to the martingale  $(Y_k^j)_{k \in \mathbb{Z}_+}$ . Note that by the law of conditional expectations,  $\mathbb{E}[Y_k^j] = 0$  so that Proposition 3 implies that for each arm  $j$  and any  $t > 0$ ,  $P(Y_k^j \leq -t) \leq \exp(-t^2/(2k))$ .

We need to relate the random variable  $Y_k^j$  to the difference of the empirical mean of the average cumulative reward from its true value for each arm so that we can bound this difference. Consider the event

$$\begin{aligned} \omega &= \left\{ \mu^j - \frac{1}{k} \sum_{i=1}^k \mathbb{E}[R_{\theta,i}^j | \mathcal{F}_{i-1}^j] + \frac{1}{k} \sum_{i=1}^k \mathbb{E}[R_{\theta,i}^j | \mathcal{F}_{i-1}^j] - \bar{R}_k^j \geq t \right\} \\ &= \left\{ \mu^j - \frac{1}{k} \sum_{i=1}^k \mathbb{E}[R_{\theta,i}^j | \mathcal{F}_{i-1}^j] - \frac{Y_k^j}{k} \geq t \right\} \end{aligned}$$

where we have added and subtracted the random variable  $\frac{1}{k} \sum_{i=1}^k \mathbb{E}[R_{\theta,i}^j | \mathcal{F}_{i-1}^j]$ . By Lemma 2,

$$\omega \subset \left\{ \frac{L_j}{k} - \frac{Y_k^j}{k} \geq t \right\} = \left\{ \frac{Y_k^j}{k} \leq \frac{L_j(k)}{k} - t \right\}.$$

Hence,

$$P\left(\mu^j - \frac{1}{k} \sum_{i=1}^k R_i^j \geq t\right) \leq P\left(\frac{Y_k^j}{k} \leq \frac{L_j(k)}{k} - t\right) \leq \exp\left(-\frac{k}{2} \left(t - \frac{L_j(k)}{k}\right)^2\right)$$

so that with

$$t = \sqrt{\frac{2}{k} \log\left(\frac{1}{\delta}\right)} + \frac{L_j(k)}{k},$$

we have, for any fixed  $\delta > 0$ ,

$$P\left(\mu^j - \frac{1}{k} \sum_{i=1}^k R_i^j \geq \sqrt{\frac{2}{k} \log\left(\frac{1}{\delta}\right)} + \frac{L_j(k)}{k}\right) \leq \delta.$$

Let  $\delta(t) = t^{-3}$ , as assumed. Then,

$$P(\bar{R}_s^* \leq \mu^* - c_{t,s}^*) \leq t^{-3}$$

and

$$P(\bar{R}_{w_i}^i \geq \mu^i + c_{t,w_i}^*) \leq t^{-3}$$

which imply that (8) and (9) hold.

Now, we choose  $\ell$  to be the largest integer such that (10) is always false—that is, choose it such that

$$\mu^* - \mu^i - 2c_{t,w_i}^i > \mu^* - \mu^i - 2 \left( \frac{L_i(\ell)}{\ell} + \sqrt{\frac{6 \log t}{\ell}} \right) > 0.$$

Plugging in  $L_i(\ell)$ , we have

$$\Delta_i - 2 \left( \frac{\xi_i}{\ell} \left( \frac{1}{\zeta + \tau_0} + \frac{1}{\zeta} \log \left( 1 + \frac{\ell \zeta}{\tau_0} \right) \right) + \sqrt{\frac{6 \log t}{\ell}} \right) > 0 \quad (11)$$

where  $\xi_i = \frac{C_i}{2}(1 - \lambda_i)^{-1}$ . Let  $\tilde{\ell} = \ell \zeta / \tau_0$  so that

$$\Delta_i - 2 \left( \frac{\xi_i}{\tau_0} \left( \frac{1}{\tilde{\ell}} \frac{\zeta}{\zeta + \tau_0} + \frac{1}{\tilde{\ell}} \log \left( 1 + \tilde{\ell} \right) \right) + \sqrt{\frac{6 \log t}{\ell}} \right) > 0.$$

Since  $1/x < 1/\sqrt{x}$  and  $1/x \log(1+x) < 1/\sqrt{x}$  on  $[1, \infty)$ , we have that

$$\frac{1}{\tilde{\ell}} \frac{\zeta}{\zeta + \tau_0} + \frac{1}{\tilde{\ell}} \log \left( 1 + \tilde{\ell} \right) < \frac{\zeta}{\zeta + \tau_0} \frac{1}{\sqrt{\tilde{\ell}}} + \frac{1}{\sqrt{\tilde{\ell}}}$$

so that (11) reduces to finding the largest integer  $\ell$  such that

$$\Delta_i - 2 \left( \frac{\xi_i}{\tau_0} \left( \frac{\zeta}{\zeta + \tau_0} \frac{\sqrt{\tau_0}}{\sqrt{\ell \zeta}} + \frac{\sqrt{\tau_0}}{\sqrt{\ell \zeta}} \right) + \frac{\sqrt{6 \log t}}{\sqrt{\ell}} \right) > 0$$

Rearranging and squaring terms, we get

$$\ell > \frac{4}{\Delta_i^2} \left( \frac{\xi_i}{\tau_0} \left( \left( \frac{\zeta}{\zeta + \tau_0} + 1 \right) \frac{\sqrt{\tau_0}}{\sqrt{\zeta}} \right) + \sqrt{6 \log t} \right)^2$$

so that (10) is false for

$$\ell = \left\lceil \frac{4}{\Delta_i^2} \left( \frac{\rho}{\sqrt{\tau_0}} + \sqrt{6 \log n} \right)^2 \right\rceil$$

where  $\rho$  is the constant

$$\rho = \left( \frac{\zeta}{\zeta + \tau_0} + 1 \right) \frac{\xi_i}{\sqrt{\zeta}}.$$

In fact, (10) false for all

$$w_i \geq \frac{4}{\Delta_i^2} \left( \frac{\rho}{\sqrt{\tau_0}} + \sqrt{6 \log n} \right)^2.$$

Hence,

$$\begin{aligned}
 \mathbb{E}[T_i(n)] &\leq \ell + \sum_{t=1}^n \sum_{s=1}^{t-1} \sum_{l=\ell}^{t-1} (P(\bar{R}_s^* \leq \mu^* - c_{t,s}^*) + P(\bar{R}_l^i \geq \mu^i + c_{t,l}^i)) \\
 &\leq \left[ \frac{4}{\Delta_i^2} \left( \frac{\rho}{\sqrt{\tau_0}} + \sqrt{6 \log n} \right)^2 \right] + \sum_{t=1}^n \sum_{s=1}^t \sum_{l=1}^t 2t^{-3} \\
 &\leq \frac{4}{\Delta_i^2} \left( \frac{\rho}{\sqrt{\tau_0}} + \sqrt{6 \log n} \right)^2 + 2(1 + \log(n)).
 \end{aligned}$$

This concludes the proof. ■

The following corollary is a direct consequence of Theorem 1.

**Corollary 1** (Regret Bound for UCB). *Under the assumptions of Theorem 1 where  $\alpha$  is the EpochUCB algorithm,  $\delta(n) = n^{-3}$ , and  $\tau_n = \tau_0 + \zeta n$  with  $\tau_0 > 1$ ,*

$$\begin{aligned}
 \mathbb{E} \left[ R_n^{\text{EpochUCB}} \right] &\leq \sum_{j \neq j_*} \left( \frac{4}{\Delta_i^2} \left( \frac{\rho}{\sqrt{\tau_0}} + \sqrt{6 \log n} \right)^2 + 2(1 + \log(n)) \right) \left( \Delta_j + \frac{C_j}{\tau_0(1 - \lambda_j)} \right) \\
 &\quad + \frac{C_{j_*}}{1 - \lambda_{j_*}} \frac{1}{\zeta} \left( 1 + \log \left( \frac{\zeta(n-1)}{\tau_0} + 1 \right) \right)
 \end{aligned}$$

### 3.4 EpochGreedy Algorithm Analysis

In this section, we analyze the EpochGreedy algorithm (Algorithm 3) which is a slight variation of the standard  $\varepsilon$ -greedy algorithm [30] which is a simple and very well-known policy for bandit problems. Like EpochUCB, the EpochGreedy algorithm we propose allows each arm to be played over an epoch whose duration is specified by a sequence  $\{\tau_0 + \zeta k\}$ .

Given a sequence  $\{\varepsilon_n\}$ , at iteration  $n$  the classic  $\varepsilon$ -greedy algorithm chooses to play the arm with the highest average reward, as empirically observed up to iteration  $n$ , with probability  $1 - \varepsilon_n$  and selects an arm to play uniformly at random with probability  $\varepsilon_n$ . When  $\varepsilon_n \equiv \varepsilon$ , a constant, the growth in regret is linear as opposed to logarithmic. By allowing,  $\varepsilon_n$  to be a sequence that grows at a rate of  $1/n$ , the regret is logarithmic [3]. We leverage similar analysis with the epoch nature of our problem to derive analogous regret bounds.

Towards this end, define  $\Delta_{\min} = \min_{j \in \mathcal{I}/\{j_*\}} \Delta_j$ . Note that  $L_j(k)/k$  decreases faster than  $1/\sqrt{k}$  asymptotically. Let  $\gamma > 0$  be the smallest constant such that  $L_j(k)/k \leq \gamma/\sqrt{k}$ ; such a constant always exists. We denote the event that arm  $j$  is chosen at iteration  $n$  by  $\{\alpha(n) = j\}$ .

**Theorem 2.** *Fix constants  $c$  and  $d$  such that  $0 \leq d \leq \Delta$  and  $c > 36\gamma^2$ . Consider a finite set of arms  $\mathcal{I} = \{1, \dots, m\}$  with corresponding aperiodic, irreducible Markov chains  $P^j$  for each  $j \in \mathcal{I}$  each with a finite state space. Let  $\alpha$  be the EpochGreedy algorithm with*



---

**Algorithm 3** EpochGreedy
 

---

```

1: procedure EPOCHGREEDY(  $\zeta, \tau_0, d, c$ ) ▷  $c \geq 32\gamma^2, 0 < d \leq \min_j \Delta_j$ 
2:    $t_0 \leftarrow \tau_0, T_j \leftarrow 0, \forall j \in \mathcal{I}, \bar{r}_i \leftarrow 0$ 
3:   while  $n > 0$  do ▷ initialize
4:      $i_n = \arg \max_i \frac{\bar{r}_i}{T_i}$  ▷ arm with highest reward, ties broken arbitrarily
5:      $\varepsilon_n = \min\{1, \frac{cm^i}{d^2 n}\}$ 
6:     If  $\text{rand}(\cdot) \geq \varepsilon_n$ :  $i \leftarrow i_n$  else:  $i \leftarrow \text{randint}(m)$  ▷ w/p  $1 - \varepsilon_n, i = i_n$ 
7:      $r_{t_n}^i \leftarrow \text{DOINCENTIVE}(i, t_n, n, \tau_0)$  ▷ see Algorithm 1
8:      $\bar{r}^i \leftarrow \bar{r}^i + \frac{1}{\tau_0 + \zeta n} r_{t_n}^i$ 
9:      $t_{n+1} \leftarrow t_n + \tau_0 + \zeta n, T_i \leftarrow T_i + 1, n \leftarrow n + 1$  ▷ update parameters
10:  end while
11: end procedure
    
```

---

mixing time sequence  $\tau_k = \tau_0 + \zeta k$  for  $\tau_0 > 0, \zeta > 0$  and let  $\{\varepsilon_n\}$  be a sequence with  $\varepsilon_n = \min\{1, cm/(d^2 n)\}$ . Then,

$$\begin{aligned}
 P\{\alpha(n) = j\} &\leq \frac{c}{d^2 n} + 2 \left( \frac{c}{d^2} \ln \frac{(n-1)d^2 \exp(1/2)}{cm} \right) \left( \frac{cm}{(n-1)d^2 \exp(1/2)} \right)^{c/(5d^2)} \\
 &\quad + \frac{36 \exp(1)}{d} \left( \frac{cm}{(n-1)d^2 \exp(1/2)} \right)^{c/18}.
 \end{aligned}$$

The proof, in large part, follows that of [3, Theorem 3] with the exception that we employ the Azuma–Hoeffding inequality as opposed to the Chernoff–Hoeffding inequality due to the nature of our problem—i.e. the arms are not independent.

Before diving into the proof, we make a few remarks on the constants appearing in the theorem. First, there is a tradeoff between the choice of  $c$  and the remaining coefficients in the bound; in particular, the constant value appearing in the exponents and the coefficient of the last term (i.e. 18 and 36, respectively) decrease with a larger lower bound on  $c$ . There is some flexibility in selecting these constants. Second, although EpochGreedy has the same asymptotic, logarithmic regret as EpochUCB, the constant factors involved here are considerably worse. This is true even for the best possible choice of parameter  $c$ , as evidenced by Figure 3a. That being said, EpochGreedy is generally favored owing to its simplicity. This is in general true for greedy approaches. Finally, the bound on the number of times a sub-optimal arm is chosen given in the above theorem provides a bound on the instantaneous regret [3], yet it requires a lower bound on difference between the expected reward for the best arm and the second best arm which in general would not be available *a priori*.

**Proof** (*Proof of Theorem 2*). Let  $\bar{R}_{T_j(n)}^j$  denote the average reward of arm  $j$  after being pulled  $T_j(n)$  times. The probability that arm  $j$  is chosen at time  $n$  is given by

$$P\{\alpha(n) = j\} \leq \frac{\varepsilon_n}{m} + \left(1 - \frac{\varepsilon_n}{m}\right) P\left\{\bar{R}_{T_j(n-1)}^j \geq \bar{R}_{T_*(n-1)}^*\right\}. \quad (12)$$

We can bound the probability on right-hand side of the above inequality. Indeed,

$$P \left\{ \bar{R}_{T_j(n)}^j \geq \bar{R}_{T_*(n)}^* \right\} \leq P \left\{ \bar{R}_{T_j(n)}^j \geq \mu^j + \frac{\Delta_j}{2} \right\} + P \left\{ \bar{R}_{T_*(n)}^* \leq \mu^* - \frac{\Delta_j}{2} \right\} \quad (13)$$

We can expand the right-hand side as follows:

$$\begin{aligned} P \left\{ \bar{R}_{T_j(n)}^j \geq \mu^j + \frac{\Delta_j}{2} \right\} &= \sum_{t=1}^n P \left( \{T_j(n) = t\} \cap \left\{ \bar{R}_t^j \geq \mu^j + \frac{\Delta_j}{2} \right\} \right) \\ &= \sum_{t=1}^n P \left\{ T_j(n) = t \mid \bar{R}_t^j \geq \mu^j + \frac{\Delta_j}{2} \right\} P \left\{ \bar{R}_t^j \geq \mu^j + \frac{\Delta_j}{2} \right\} \\ &= \sum_{t=1}^{\lfloor x_0 \rfloor} P \left\{ T_j(n) = t \mid \bar{R}_t^j \geq \mu^j + \frac{\Delta_j}{2} \right\} P \left\{ \bar{R}_t^j \geq \mu^j + \frac{\Delta_j}{2} \right\} \\ &\quad + \sum_{t=\lfloor x_0 \rfloor + 1}^n P \left\{ T_j(n) = t \mid \bar{R}_t^j \geq \mu^j + \frac{\Delta_j}{2} \right\} P \left\{ \bar{R}_t^j \geq \mu^j + \frac{\Delta_j}{2} \right\}. \end{aligned}$$

Consider the event

$$\omega = \left\{ \bar{R}_t^j - \frac{1}{t} \sum_{i=1}^t \mathbb{E}[R_{\theta,i}^j | \mathcal{F}_{t-1}^j] + \frac{1}{t} \sum_{i=1}^t \mathbb{E}[R_{\theta,i}^j | \mathcal{F}_{t-1}^j] - \mu^j \geq \frac{\Delta_j}{2} \right\}. \quad (14)$$

For  $n \geq n' = cm/d^2$  and  $\varepsilon_n = cm/(d^2n)$  we have that

$$x_0 = \frac{1}{2m} \sum_{t=1}^n \varepsilon_n \geq \frac{1}{2m} \left( \sum_{t=1}^{n'} \varepsilon_t + \sum_{t=n'+1}^n \varepsilon_t \right) \geq \frac{c}{2d^2} + \frac{c}{d^2} \ln \frac{n}{n'} \geq \frac{c}{2d^2}.$$

We also conclude that

$$x_0 \geq \frac{c}{d^2} \ln \frac{nd^2 \exp(1/2)}{cm}.$$

Moreover, by construction,  $c/(2d^2) \geq 36\gamma^2/\Delta^2$  so that  $x_0 \geq 36\gamma^2/\Delta^2$  which, in turn, implies that

$$\frac{\Delta_j}{6} \geq \frac{\Delta}{6} \geq \frac{\gamma}{\sqrt{x_0}} \geq \frac{L_j(x_0)}{x_0}.$$

Hence,  $\Delta_j/6 \geq L_j(t)/t$  for all  $t \geq \lfloor x_0 \rfloor + 1$  so that, recalling (14),

$$\omega \subset \left\{ \frac{Y_t^j}{t} + \frac{L_j(t)}{t} \geq \frac{\Delta_j}{2} \right\} \subset \left\{ \frac{Y_t^j}{t} \geq \frac{\Delta_j}{2} - \frac{\Delta_j}{6} \right\} = \left\{ \frac{Y_t^j}{t} \geq \frac{\Delta_j}{3} \right\}.$$

Now, we apply the Azuma–Hoeffding inequality in Proposition 3 to  $\omega$  to get that

$$P \left\{ \bar{R}_t^j \geq \mu^j + \frac{\Delta_j}{2} \right\} \leq \exp \left( -\frac{t}{2} \left( \frac{\Delta_j}{3} \right)^2 \right).$$

Thus,

$$\begin{aligned}
 P \left\{ \bar{R}_{T_j(n)}^j \geq \mu_j + \frac{\Delta_j}{2} \right\} &\leq \sum_{t=1}^{\lfloor x_0 \rfloor} P \left\{ T_j(n) = t \mid \bar{R}_t^j \geq \mu_j + \frac{\Delta_j}{2} \right\} + \sum_{t=\lfloor x_0 \rfloor+1}^n \exp \left( -\frac{t}{2} \left( \frac{\Delta_j}{3} \right)^2 \right) \\
 &\leq \sum_{t=1}^{\lfloor x_0 \rfloor} P \left\{ T_j^R(n) \leq t \mid \bar{R}_t^j \geq \mu_j + \frac{\Delta_j}{2} \right\} + \frac{18}{\Delta_j^2} \exp \left( -\frac{\Delta_j^2 \lfloor x_0 \rfloor}{18} \right) \\
 &\leq x_0 P \{ T_j^R(n) \leq x_0 \} + \frac{18}{\Delta_j^2} \exp \left( -\frac{\Delta_j^2 \lfloor x_0 \rfloor}{18} \right)
 \end{aligned}$$

where  $T_j^R(n)$  is the number of times arm  $j$  has been chosen randomly by the EpochGreedy algorithm. As in [3], we can apply Bernstein's inequality [35] to get that

$$P \{ T_j^R(n) \leq x_0 \} \leq \exp(-x_0/5).$$

Then, using the bound we constructed for  $x_0$ , we have

$$\begin{aligned}
 P \{ \alpha(n) = j \} &\leq \frac{\varepsilon_n}{m} + 2x_0 \exp(-x_0/5) + \frac{36}{\Delta_j^2} \exp \left( -\frac{\Delta_j^2 \lfloor x_0 \rfloor}{18} \right) \\
 &\leq \frac{c}{d^2 n} + 2 \left( \frac{c}{d^2} \log \frac{(n-1)d^2 \exp(1/2)}{cm} \right) \left( \frac{cm}{(n-1)d^2 \exp(1/2)} \right)^{c/(5d^2)} \\
 &\quad + \frac{36 \exp(1)}{d^2} \left( \frac{cm}{(n-1)d^2 \exp(1/2)} \right)^{c/18}.
 \end{aligned}$$

This concludes the proof. ■

## 4. Experiments

In this section, we present the results of our numerical experiments performed on a wide variety of instances<sup>7</sup>. Our objective is to evaluate the performance of the two algorithms presented in the previous sections in order to compare their regret to each other as well as to other approaches in reinforcement learning. We also seek to obtain a better understanding of how these algorithms depend on various parameters (e.g., number of states, number of arms, etc.).

We perform our experiments on small and medium sized instances where both the number of arms and states varies between four and twenty, and the number of epochs is between 10,000 and 100,000. For any given arm  $j \in \mathcal{I}$ , the entries of the state transition matrix  $P^j$  for that arm were selected uniformly at random, and then (normalized) subjected to checks for periodicity and reducibility.

The user's reward for each arm-state pair  $(j, \theta)$  is drawn i.i.d. from a distribution  $F_\theta^j$ , which is either a Bernoulli, uniform, or beta distribution. The parameters for each of these

<sup>7</sup> Code for the examples in this paper as well as others is available at [github.com/fiezt/Incentive-Bandits](https://github.com/fiezt/Incentive-Bandits).

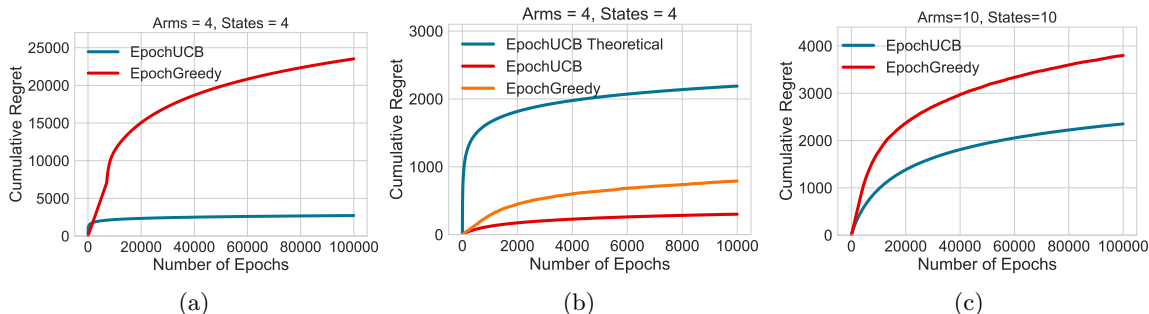


Figure 3: (a) Theoretical regret bounds for EpochUCB and EpochGreedy. (b) Theoretical EpochUCB vs. empirical bounds for both the algorithms. (c) Empirical evaluation of the two policies for a larger instance. The concave nature of all of these curves indicate that the sub-optimal arms are only played a sub-linear number of times and the curve *flattens out* once the optimal arm is identified with high probability.

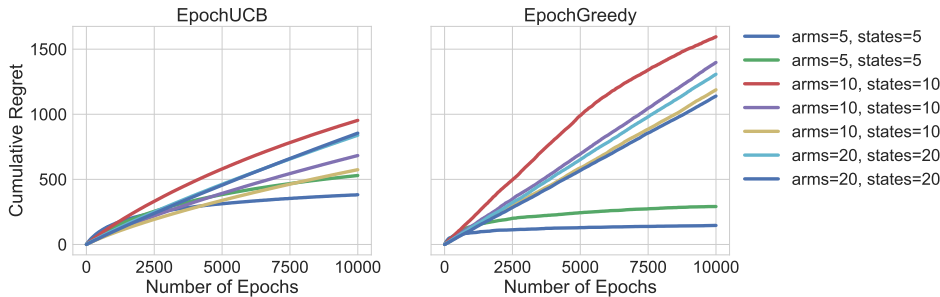


Figure 4: Regret for simulations over different problem size instances where the reward distribution parameters and type for each state and arm are randomly generated.

distributions are selected uniformly at random. For example, the user’s reward for pulling arm  $j_1$  at state  $\theta_1$  is drawn from a different distribution when compared to the reward for arm–state pairs  $(j_1, \theta_2)$  and  $(j_2, \theta_1)$ . On the other hand, for a fixed arm–state pair, the distribution of rewards is time-invariant.

For EpochUCB, we set  $\tau_0 = 20$  and  $\zeta = 1$ , so that the number of rounds (mixing time) within epoch  $t$  is given by  $\tau_k = \tau_0 + \zeta t$ . For EpochGreedy, we set  $d = \Delta_{\min}$  (defined in Section 3.4) and the parameter  $c$  was selected in order to minimize the cumulative regret at end of the horizon, subject to the constraint that  $c > 36\gamma^2$ .

#### 4.1 Theoretical Regret Bounds: EpochUCB vs EpochGreedy

We first explore the theoretical bounds for EpochUCB and EpochGreedy from Theorems 1 and 2. While the plot in Figure 3 shows these theoretical bounds for an instance with  $m = 4$  and  $|\Theta| = 4$ , it is representative of the fact that EpochUCB has much tighter regret bounds. In particular, even though both EpochUCB and EpochGreedy yield the same asymptotic regret of  $O(\log n)$ , where  $n$  is the length of the horizon, the theoretical regret upper bound for EpochUCB is significantly smaller than that of Epoch Greedy for a finite time horizon, as seen in Figure 3a.

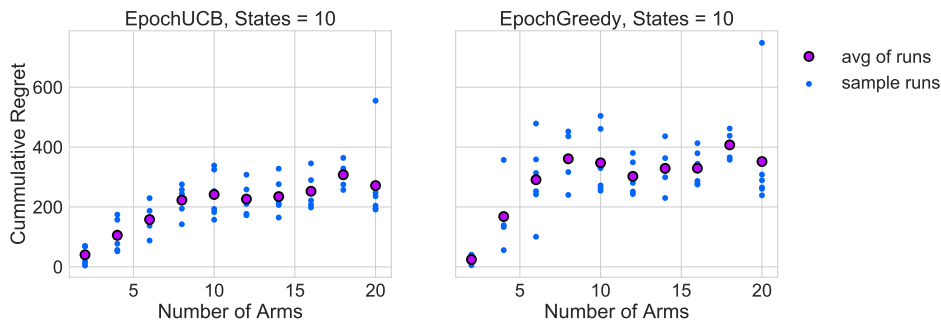


Figure 5: Cumulative regret at  $n = 2000$  iterations for a fixed number of states (i.e. 10) and varying number of arms. We simulated five different randomly generated (i.e. the reward distribution parameters) examples.

As we increased the number of arms, we observed that the difference in the theoretical bounds between the two algorithms became too significant to plot. Moreover, as can be seen in in Figure 3a, the large constant factors for EpochGreedy’s regret bounds results in a much higher cumulative regret when compared to EpochUCB. For the sake of demonstrating the parameter dependence,  $c$  (for EpochGreedy) was carefully optimized to maximize the cumulative regret at the end of the horizon, whereas no such parameter optimization was performed for EpochUCB.

In Figure 3b, we note that the empirical performance of both of the proposed algorithms is significantly better than that which is predicted by theory. Finally, we show in Figure 3c, that increasing the instance size slows down the convergence rate and increases the cumulative regret at each epoch. However, between epochs 10,000 and 100,000, regret increases at a very slow rate: around 0.02 per round.

Not surprisingly (and as commonly observed in many other works), our empirical results tell a different story. In practice, the cumulative regret of both of these algorithms are comparable across instances and in fact, there are many cases where EpochGreedy outperforms EpochUCB (see the 5 states, 5 arm cases in Figure 4). In addition, the empirical regret (for both algorithms) is almost an order of magnitude smaller than the theoretical bound for EpochUCB<sup>8</sup>. Finally, although EpochUCB outperforms EpochGreedy in the simulation depicted in Figure 3b, in general, there seems to be no clear trend on which of these two algorithms minimizes the empirical regret. Identifying the class of instance with Markovian reward structures where each of these algorithms achieves the minimum possible regret is an interesting avenue for future work.

## 4.2 Dependence on System Parameters

In Figures 5 and 6, we provide the dependence of the cumulative regret of EpochUCB and EpochGreedy on the number of arms and states, respectively. As we increase the number of arms from two to twenty (fixing the number of states at ten), the general trend that we observe in Figure 5 is an increase in the cumulative regret at the end of  $n = 2000$

8. The theoretical bound for EpochGreedy is too large to display in Figure 3b.

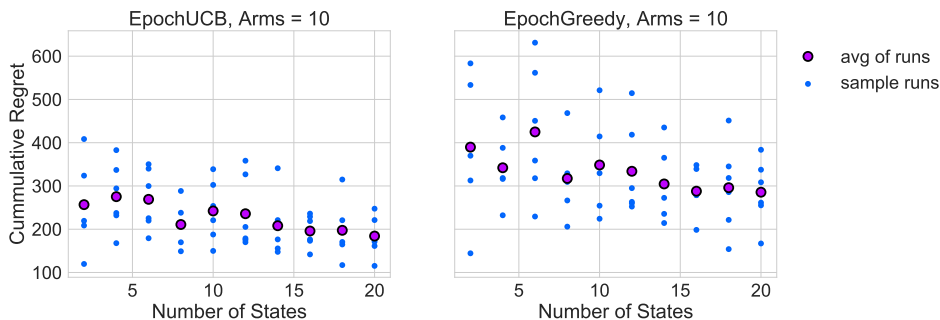


Figure 6: Cumulative regret at  $n = 2000$  iterations for a fixed number of states (i.e. 10) and varying number of arms. We simulated five different randomly generated (i.e. the reward distribution parameters) examples.

iterations. This is consistent with the theory as a larger set of arms implies a larger space of sub-optimal strategies for the algorithms in the exploration phase.

On the other hand, as shown in Figure 6, fixing the number of arms at ten, and plotting the dependence of regret on the number of states leads us to conclude that the convergence time of both of these algorithms is somewhat robust to the number of states. This robustness to the size of the state space is a particularly striking aspect of our algorithms. One would expect traditional reinforcement learning approaches, e.g., to scale unfavorably as the state space increases. This is because those approaches are based on learning the rewards for every possible combination of the state space. On the contrary, our algorithms ensure that the epoch size increases with time so that as we converge to the optimal arm, we simultaneously converge to the steady-state rewards.

### 4.3 Comparison to Continuous Reinforcement Learning

One may consider solving the problem we describe—influencing or incentivizing a user with unknown, dynamic preference/type—via reinforcement learning (RL) [30] by modeling it as a continuous state MDP in which the distribution  $\beta_t$  on the finite type space of the user is the continuous state and the actions are pulls of the arms. One of the key aspects of this approach is the assumption that the decision-maker (platform) receives (possibly partial) observations of the state at each iteration. In our setting, this would mean that the platform receives an observation of  $\beta_{t_k}$  in addition to the reward each time it pulls an arm.

Observations the platform gets in the RL case may be structured in several different ways. For example, the platform may know the true initial distribution  $\beta_0$  and, after pulling arm  $j$ , observes  $(\beta_{t_k}, r_{\theta,k}^j)$ . Alternatively, the platform may have an erroneous initial distribution  $\beta'_0$  and then, after pulling arm  $j$ , observes  $(\beta'_{t_k}, r_{\theta,k}^j)$  where the reward is generated based on  $\mathcal{T}_r(\theta, j, \cdot)$  with  $\theta$  distributed according to the true user type dynamics (i.e. the true initial distribution  $\beta_0$  propagated according to the sequence of dynamics resulting from sequence of actions  $\alpha(i)$  for each iteration  $i \in \{0, \dots, k\}$ ) and where  $\beta'_{t_k}$  is the continuous state propagated from the wrong initial distribution  $\beta'_0$ . We consider both cases in our simulations. We specifically implement an off-policy continuous Q-learning procedure via function

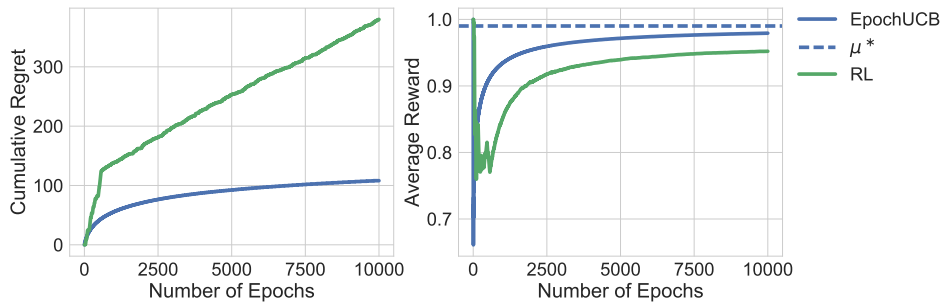


Figure 7: Performance of Q-learning (RL with the true initial distribution) versus EpochUCB on Example 1. Unsurprisingly, EpochUCB outperforms RL fairly significantly.

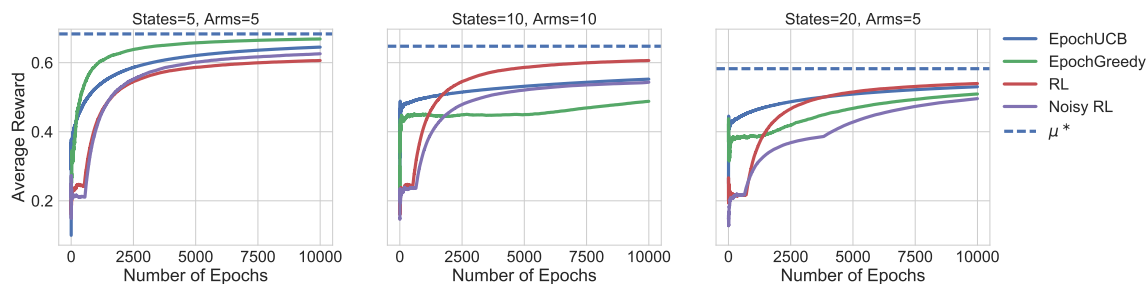


Figure 8: Comparing the average rewards of Q-learning to EpochGreedy and EpochUCB for different size state and arm spaces and different random reward distributions. We simulated the Q-learning algorithm with either the true initial distribution (labeled RL) or an erroneous one (labeled Noisy RL). We note that for randomly generated problem instances, EpochGreedy and EpochUCB outperform Noisy RL and, in some cases, RL.

approximation<sup>9</sup> as described in [11, 24] with an  $\varepsilon$ -greedy policy where we set  $\varepsilon = 0.1$  and use stepsize  $\nu = 0.1$ .

#### 4.3.1 EXPLORING EXAMPLE 1

Before comparing the regret of our algorithm to UCB for larger instances, we first consider the simple example with two arms and two states described in Example 1. We previously showed that traditional bandit algorithms result in sub-optimal (linearly increasing) regret for this instance. In Figure 7, we show how the average reward varies with time (epochs) for both EpochUCB and Q-learning (RL). Even though the RL algorithm is aware of the user’s state at each epoch, EpochUCB still converges to the optimal arm faster as indicated in by average reward (right plot in Figure 7). This occurs due to the fact that Q-Learning is focused on identifying the rewards for each arm–state pair, whereas our approach works towards converging on the optimal arm. Indeed, the slow convergence rates of Q-Learning have been documented in other works as well [31]. We conclude that for finite time horizons or *tricky* instances such as Example 1, our algorithms are capable of outperforming traditional RL techniques, even when they possess no information about the user’s state.

9. We tried a variety of parameter choices including decaying step-size with little to no change in the results.

### 4.3.2 RANDOMLY GENERATED PROBLEM INSTANCES

Figure 8 provides a more detailed depiction of the average rewards of implementations of the EpochUCB and EpochGreedy algorithms when compared the RL algorithms for random instances with five and ten arms, respectively. Specifically, we pit our algorithms against two versions of Q-Learning: (i) standard Q-Learning, which represents a Q-Learning algorithm that has full information on the user’s state, and (ii) noisy Q-Learning, a variant of the standard Q-Learning, where the algorithm incorrectly observes the user’s state at every round.

Clearly, all of these approaches eventually converge to the optimal action. However, for individual instances, it is possible that standard Q-Learning may converge faster than our algorithms. That being said, we make three overarching inferences from our graphs:

1. The performance of EpochUCB is comparable to (and sometimes better than) standard Q-Learning indicating that although knowledge of the state space confers an advantage, this advantage is somewhat small and limited only to some instances.
2. EpochUCB outperforms noisy Q-Learning in both the instances. Indeed, it is not hard to deduce that Q-Learning approaches are quite sensitive to user’s exact state or distribution thereof. A noisy or incorrect observation can often lead to this error propagating to future iterations, further leading to significantly slower convergence than an RL approach that has access to state information. Therefore, in instances involving actual people, it might be preferable to use a state-agnostic approach since direct observe the state (e.g., users type or preferences) is in general not possible, forcing the algorithm to infer (possibly with noise) it based on the user’s actions.
3. The difference between our algorithms and both the RL approaches is particularly stark in the early stages of the simulations (e.g., when the number of epochs is smaller than  $t = 2000$ ). In many cases, the reinforcement learning approach performs very poorly initially even if it later recovers. This can be particularly undesirable in many applications; e.g., if the problem is one of incentive design, high volatility can lead to users opting out. This observation exposes interesting directions for future research.

## 5. Discussion

Faced with a multi-arm bandit problem in which the random rewards associated with arms are parameterized by states (user type) from a single underlying Markov process in which the arms impact the state transition kernel, we present two algorithms, EpochUCB and EpochGreedy, which are extensions of classical multi-arm bandit algorithms. We provide theoretical guarantees on the proposed algorithms and provide a number of different simulations exploring the performance. We compare the algorithms to a reinforcement learning approach that requires at least partial state observations and show that blindly applying such an approach may result in worse performance. We remark that our algorithms do not require such state information.

That being said, certainly reinforcement learning or other approaches that depend on observations are capable in outperforming the proposed techniques if the observations being received are *trustworthy* and of good *quality*. In practice, however, this may not be the case, particularly when dealing with human agents. This exposes an interesting line of research



focusing on the trustworthiness of data (potentially observed rewards as it were) generated by users.

In addition, we noted that reinforcement learning approaches may lead to highly volatile initial exploration periods due to the focus of such algorithms on gaining information about each state-arm pair. In the case of humans and the design of recommendations or incentives, volatility is not desirable as it may lead to users dropping out of the platform, an extremely undesirable consequence. While our approach is potentially less volatile, one direction for future research is augmenting the regret minimization problem to incorporate measures of this volatility either as constraints or an augmented objective function. Risk is one such measure. Recent work in stochastic finance has led to the discovery of computable risk measures such as convex and coherent risk measures [9] which are starting to be explored in the bandit arena for portfolio selection [13] and more generally [21].

Finally, we note that fairness and equity are extremely important considerations in the design of incentives. This is particularly true when there are many users from different socio-economic groups engaging in the platform. Many public services are adopting technological platforms for operations and management—e.g., price setting or spreading of information. Another interesting direction for future research is in the exploration of fairness measures as, e.g., constraints on the bandit problem.

## Appendix A. Proofs

This appendix contains additional proofs not included in the main body of the text.

### A.1 Proof of Lemma 1

**Proof** (*Proof of Lemma 1*). Noting that  $\mu^j = \sum_{\theta} r_{\theta}^j \pi^j(\theta)$ , direct application of Proposition 1 gives us the following:

$$\begin{aligned}
 \left| \mathbb{E} \left[ \sum_{\theta} r_{\theta}^j \pi^j(\theta) - \frac{1}{\tau_k} \sum_{t=t_k}^{t_{k+1}-1} r_{\theta,t}^j \middle| \theta_{t_k} \right] \right| &\leq \frac{1}{\tau_k} \sum_{t=t_k}^{t_{k+1}-1} \sum_{\theta} |(\pi^j(\theta) - \beta_t(\theta))| \\
 &\leq \frac{1}{\tau_k} \sum_{t=t_k}^{t_{k+1}-1} \sum_{\theta} \left| (\pi^j(\theta) - \sum_{\theta'} P_j^{t-t_k}(\theta', \theta) \beta_{t_k}(\theta')) \right| \\
 &= \frac{1}{\tau_k} \sum_{t=t_k}^{t_{k+1}-1} \left\| \pi^j(\cdot) - \sum_{\theta'} P_j^{t-t_k}(\theta', \cdot) \beta_{t_k}(\theta') \right\|_1 \\
 &\leq \frac{1}{\tau_k} \sum_{t=t_k}^{t_{k+1}-1} C_j \lambda_j^{t-t_k} = \frac{C_j(1 - \lambda_j^{\tau_k})}{\tau_k(1 - \lambda_j)}
 \end{aligned}$$

This is simply because of the fact that the expected reward is less than 1 by construction, the triangle inequality, and Fubini's theorem [8, Theorem 2.37].  $\blacksquare$

## A.2 Proof of Lemma 2

**Proof** (*Proof of Lemma 2*). Since  $\Theta$  is a finite set with finite elements (i.e.  $|x| < \infty$  for all  $x \in \Theta$ ), we are able to use analogous reasoning as was used in Proposition 1 along with the Markov property on the conditional expectation  $\mathbb{E}[R_i^j | \mathcal{F}_{i-1}^j]$  to bound  $\mu^j - \frac{1}{k} \sum_{i=1}^k \mathbb{E}[R_i^j | \mathcal{F}_{i-1}^j]$  by  $\frac{L_j(k)}{k}$  for some constant  $L_j(k)$ . Indeed,

$$\begin{aligned}
 \left| \mathbb{E} \left[ \mu^j - \frac{1}{k} \sum_{i=1}^k \mathbb{E}[R_i^j | \mathcal{F}_{i-1}^j] \right] \right| &= \left| \frac{1}{k} \sum_{i=1}^k \left( \mathbb{E} \left[ \mu^j - \mathbb{E}[R_i^j | \mathcal{F}_{i-1}^j] \right] \right) \right| \\
 &\leq \frac{1}{k} \sum_{i=1}^k \mathbb{E} \left[ \sum_{\theta} r_{\theta}^j \pi^j(\theta) - \mathbb{E} \left[ (\tau_i^j)^{-1} \sum_{t=t_i^j}^{t_{i+1}^j-1} r_{\theta,t}^j \middle| \mathcal{F}_{i-1}^j \right] \right] \\
 &\leq \frac{1}{k} \sum_{i=1}^k \mathbb{E} \left[ (\tau_i^j)^{-1} \sum_{t=t_i^j}^{t_{i+1}^j-1} \sum_{\theta} |\pi^j(\theta) - \beta_t(\theta)| \right] \\
 &\leq \frac{1}{k} \sum_{i=1}^k \frac{C_j}{2} \mathbb{E} \left[ (\tau_i^j)^{-1} \sum_{t=t_i^j}^{t_{i+1}^j-1} (\lambda_j)^{(t-t_i^j)} \right] \\
 &\leq \frac{1}{k} \sum_{i=1}^k \frac{C_j}{2} \mathbb{E} \left[ (\tau_i^j)^{-1} (1 - (\lambda_j)^{\tau_i^j}) (1 - \lambda_j)^{-1} \right] \\
 &\leq \frac{1}{k} \frac{C_j}{2} \frac{1}{1 - \lambda_j} \sum_{i=1}^k \mathbb{E} [(\tau_i^j)^{-1}]
 \end{aligned}$$

where we have used the fact that the reward bounded almost surely on  $[0, 1]$ . Now,  $1/\tau_{ij}$  is a random variable with respect to the algorithm since at the  $i$ -th pull of arm  $j$  we do not know *a priori* what iteration of the algorithm we are on. However, at the  $i$ -th pull of arm, we do know that the algorithm is at least at the  $i$ -th iteration. Hence,

$$\sum_{i=1}^k \mathbb{E} [(\tau_i^j)^{-1}] \leq \sum_{i=1}^k (\tau_0 + \zeta i)^{-1}.$$

For any  $a \geq 1$  and positive integer  $k$ , we have that

$$\sum_{i=a}^{a+k} (i)^{-1} \leq \frac{1}{a} + \log \left( 1 + \frac{k}{a} \right).$$

Indeed, rewrite the summation in the lemma statement as

$$\sum_{i=a}^{a+k} i^{-1} = a^{-1} + \sum_{i=a+1}^{a+k} i^{-1}$$

and apply the fundamental inequality,  $(i)^{-1} \leq \int_{i-1}^i x^{-1} dx$ , which holds for any  $i \geq 1$ , repeatedly for  $i = a + 1, a + 2, \dots, a + k$  so that we have a telescoping summation of

integrals—i.e.

$$\sum_{i=a}^{a+k} \frac{1}{i} = \frac{1}{a} + \sum_{i=a+1}^{a+k} \frac{1}{i} \leq \frac{1}{a} + \int_a^{a+k} \frac{1}{x} dx = \frac{1}{a} + \log\left(\frac{a+k}{a}\right). \quad (15)$$

Thus,

$$\sum_{i=1}^k (\tau_0 + \zeta i)^{-1} \leq (\zeta + \tau_0)^{-1} + \frac{1}{\zeta} \log\left(1 + \frac{k\zeta}{\tau_0}\right)$$

so that (6) holds. ■

## References

- [1] V. Anantharam, P. Varaiya, and J. Walrand. Asymptotically efficient allocation rules for the multiarmed bandit problem with multiple plays—Part I: I.I.D. rewards. *IEEE Transactions on Automatic Control*, 32(11):968–976, 1987.
- [2] V. Anantharam, P. Varaiya, and J. Walrand. Asymptotically efficient allocation rules for the multiarmed bandit problem with multiple plays—Part II: Markovian rewards. *IEEE Transactions on Automatic Control*, 32(11):977–982, 1987.
- [3] Peter Auer, Nicolás Cesa-Bianchi, and Paul Fischer. Finite-time analysis of the multi-armed bandit problem. *Machine Learning*, 47(2):235–256, May 2002.
- [4] Mohammad Gheshlaghi Azar, Alessandro Lazaric, and Emma Brunskill. Regret bounds for reinforcement learning with policy advice. In *Joint European Conference on Machine Learning and Knowledge Discovery in Databases*, pages 97–112, 2013.
- [5] Kazuoki Azuma. Weighted sums of certain dependent random variables. *Tohoku Math. J.*, 19(3):357–367, 1967.
- [6] Ashwinkumar Badanidiyuru, Robert Kleinberg, and Aleksandrs Slivkins. Bandits with Knapsacks. In *Proc. IEEE 54th Annual Symposium on Foundations of Computer Science*, pages 207–216, 2013.
- [7] James Allen Fill. Eigenvalue bounds on convergence to stationarity for nonreversible markov chains, with an application to the exclusion process. *Ann. Appl. Probab.*, 1(1):62–87, 1991.
- [8] Gerald Folland. *Real Analysis*. Wiley, 2nd edition, 2007.
- [9] H. Föllmer and A. Schied. Coherent and convex risk measures. *Encyclopedia of Quantitative Finance*, pages 355–363, 2010.
- [10] Yi Gai, Bhaskar Krishnamachari, and Mingyan Liu. On the combinatorial multi-armed bandit problem with markovian rewards. In *Proc. Global Communications Conference*, pages 1–6, 2011.

- [11] A. Geramifard, T. Walsh, S. Tellex, G. Chowdhary, N. Roy, and J. How. A tutorial on linear function approximators for dynamic programming and reinforcement learning. *Foundations and Trends in Machine Learning*, 2013.
- [12] Wassily Hoeffding. Probability inequalities for sums of bounded random variables. *J. American Statistical Association*, 58(301):13–30, 1963.
- [13] X. Huo and F. Fun. Risk-aware multi-armed bandit problem with application to portfolio selection. *arXiv:1709.04415*, 2017.
- [14] Thomas Jaksch, Ronald Ortner, and Peter Auer. Near-optimal Regret Bounds for Reinforcement Learning. *J. Machine Learning Research*, 11:1563–1600, 2010.
- [15] Ramesh Johari, Vijay Kamble, and Yash Kanoria. Matching While Learning. In *Proc. ACM Conference on Economics and Computation*, pages 119–119, 2017.
- [16] Daniel Kahneman, Jack L. Knetsch, and Richard H. Thaler. Experimental Tests of the Endowment Effect and the Coase Theorem. *Journal of Political Economy*, 98(6):1325–1348, 1990.
- [17] Daniel Kahneman and Amos Tversky. Choices, values, and frames. *American Psychologist*, 1984.
- [18] Botond Köszegi and Matthew Rabin. A model of reference-dependent preferences. *The Quarterly J. Economics*, 121(4):1133–1165, 2006.
- [19] Prashanth L.A., Cheng Jie, Michael Fu, Steve Marcus, and Csaba Szepesvári. Cumulative prospect theory meets reinforcement learning: Prediction and control. In *Proc. 33rd Intern. Conf. on Machine Learning*, volume 48, 2016.
- [20] John Langford and Tong Zhang. The epoch-greedy algorithm for multi-armed bandits with side information. In J. C. Platt, D. Koller, Y. Singer, and S. T. Roweis, editors, *Advances in Neural Information Processing Systems 20*, pages 817–824. Curran Associates, Inc., 2008.
- [21] Odalric-Ambrym Maillard. Robust Risk-averse Stochastic Multi-Armed Bandits. Technical Report 00821670, HAL, May 2013. Extended version with supplementary material of the same paper submitted to the conference ALT 2013.
- [22] E. Mazumdar, R. Dong, V. Rúbies Royo, C. Tomlin, and S. S. Sastry. A Multi-Armed Bandit Approach for Online Expert Selection in Markov Decision Processes. *arxiv:1707.05714*, 2017.
- [23] Eric Mazumdar, Lillian J. Ratliff, Tanner Fiez, and S. Shankar Sastry. Gradient-Based Inverse Risk-Sensitive Reinforcement Learning with Applications. In *Proc. 56th IEEE Conference on Decision and Control*, 2017.
- [24] Francisco S Melo, Sean P Meyn, and M Isabel Ribeiro. An analysis of reinforcement learning with function approximation. In *Proc. 25th International Conference on Machine Learning*, pages 664–671, 2008.

- [25] Kamil Nar, Lillian J. Ratliff, and S. Shankar Sastry. Learning prospect theory value function and reference point of a sequential decision maker. In *Proc. 56th IEEE Conference on Decision and Control*, 2017.
- [26] Ronald Ortner, Daniil Ryabko, Peter Auer, and Rémi Munos. Regret bounds for restless Markov bandits. *Theoretical Computer Science*, 558:62–76, 2014.
- [27] Lillian J. Ratliff and Eric Mazumdar. Inverse risk-sensitive reinforcement learning. *arXiv:1703.09842v3*, 2017.
- [28] Yun Shen, Michael J. Tobia, and Klaus Obermayer. Risk-sensitive reinforcement learning. *Neural Computation*, 26:1298–1328, 2014.
- [29] Herbert Simon. Bounded rationality in social science: Today and tomorrow. *Mind & Society*, 1(1):25–39, March 2000.
- [30] Richard Sutton and Andrew Barto. *Reinforcement Learning*. MIT Press, 1998.
- [31] Csaba Szepesvári. The asymptotic convergence-rate of q-learning. In *Proc. 10th International Conference on Neural Information Processing Systems*, pages 1064–1070, 1997.
- [32] Cem Tekin and Mingyan Liu. Online algorithms for the multi-armed bandit problem with Markovian rewards. *Proc. 48th Annual Allerton Conference on Communication, Control, and Computing*, pages 1675–1682, 2010.
- [33] Cem Tekin and Mingyan Liu. Online Learning of Rested and Restless Bandits. *IEEE Transactions on Information Theory*, 58(8):5588–5611, 2012.
- [34] Amos Tversky and Daniel Kahneman. Loss aversion in riskless choice: A reference-dependent model. *The Quarterly J. Economics*, 106(4):1039–1061, 1991.
- [35] J.V. Uspensky. *Introduction to Mathematical Probability*. McGraw-Hill, 1937.