

# Exact uniform sampling over catalan structures

Alexandros Angelopoulos, Eleni Bakali

Department of Computer Science,  
School of Electrical and Computer Engineering,  
National Technical University of Athens, Greece.  
{angelop,mpakali}@corelab.ntua.gr

March 13, 2018

## Abstract

We present a new framework for creating elegant algorithms for exact uniform sampling of important Catalan structures, such as triangulations of convex polygons, Dyck words, monotonic lattice paths and mountain ranges. Along with sampling, we obtain optimal coding, and optimal number of random bits required for the algorithm. The framework is based on an original two-parameter recursive relation, where Ballot and Catalan numbers appear and which may be regarded as to demonstrate a generalized reduction argument. We then describe (a) a unique  $n \times n$  matrix to be used for any of the problems -the common pre-processing step of our framework- and (b) a linear height tree, where leaves correspond one by one to all distinct solutions of each problem; sampling is essentially done by selecting a path from the root to a leaf - the main algorithm. Our main algorithm is linear for a number of the problems mentioned.

**keywords** uniform sampling, optimal coding, catalan structures, convex triangulations, ballot numbers

## 1 Introduction

The consideration of different triangulations of a point set first appears in a well-studied form in the middle of the 18<sup>th</sup> century by Leonhard Euler: he successfully conjectured the closed formula for the *number of triangulations* of the *convex*  $n$ -gon, that was what we denote now by  $C_{n-2}$ , the  $(n-2)$ -th *Catalan number*. These numbers, named after the Belgian mathematician Eugène Charles Catalan, satisfy the following basic relations:

$$C_{n+1} = \sum_{k=0}^n C_k C_{n-k}, \quad C_0 = 1 \quad (1)$$

$$C_n = \frac{1}{n+1} \binom{2n}{n}, \quad C_0 = 1 \quad (2)$$

$$C_n \leq \frac{4^n}{n^{3/2}\sqrt{\pi}} \quad \text{and} \quad \lim_{n \rightarrow \infty} \frac{4^n}{C_n n^{3/2}\sqrt{\pi}} = 1 \quad (3)$$

They occur as the solution of a very large number of counting problems in combinatorics. [30] gives more than 200 interpretations, more than 60 exercises, in all, a spectacular volume of work centered around the Catalan numbers.

Some modern views regarding this core problem is the study of algorithms for efficient coding of triangulations, and for uniform generation or sampling a random triangulation.

**Motivation-Applications.** Triangulations of polygons are fundamental structures with many applications e.g. in Computational Geometry [6, 22], VLSI floorplanning [25], and Graph Drawing [21]. Many algorithms like point location, ray-shooting, visibility area computing and computing shortest paths inside simple polygons, are based on triangulations [31, 13, 14, 18]. In particular sampling (or equivalently uniform generation) of random triangulations, apart from its theoretical interest, has many practical applications. Interestingly sampling triangulations was first considered by physicists for its applications in the study of two dimensional quantum gravity [3]. Sampling plays a central role in testing and verifying the time complexity of particular implementations of algorithms like the previously mentioned, that depend on triangulations. A method to achieve time verification is presented in [10]. Finally efficient coding of triangulations, is essential for storing them after their random generation, since these data are usually huge and inefficient coding may cause storing to dominate the running time of the algorithm that uses these data.

**Previous work.** There has been significant work on uniform sampling and coding triangulations, especially since the 1990s [11, 9, 7, 8, 24, 28, 27, 26].

We will mostly compare our results and framework to [8]: Devroye et al. describe a linear-time algorithm in the RAM model of computation, for the uniform generation of convex triangulations and monotone lattice paths. This is actually equivalent to a  $\mathcal{O}(n \log n)$  algorithm, when taking into account that this algorithm needs the generation of  $\mathcal{O}(n)$  random numbers of  $\mathcal{O}(\log n)$  bits each. The ballot theorem is invoked in their work (see also [12], Chapter III), as it describes lattice path problems.

Another line of research regarding triangulations is the study of Markov chains that move along similar triangulations, most commonly considering as

similar those that differ by a single edge flip [16, 20, 19, 23]. These Markov chains converge to the uniform distribution over the set of triangulations, thus yielding *almost* uniform sampling algorithms (this is the well known Markov chain Monte Carlo method for sampling and counting). The best of the above mentioned algorithms runs in  $\mathcal{O}(n^5)$ , but has a deviation  $\epsilon > 0$  from the uniform distribution (which is a common drawback/characteristic of the MCMC method).

While for convex graphs it is the Catalan numbers that give the exact number of triangulations, no such formula exists for a general graph. Exhaustively enumerating the triangulations is not an easy task: already  $C_n = \Theta(n^{-3/2}4^n)$ , while the best known bounds for the generic case are currently set a lower  $\Omega(2.43^n)$  ([27]) and an upper  $\mathcal{O}(30^n)$  ([26]). There is also no general formula for counting triangulations of convex polygons with forbidden edges, i.e. when the input is a general graph  $G$  embedded to the plane, and valid triangulations are those that use only edges of  $G$ . Naturally, there has been work on counting the triangulations given a specific point set asymptotically faster than by enumerating all triangulations ([2]), and approximately counting with favorable compromises ([1]).

## 1.1 Our contribution

In this article, we present a unified framework to obtain algorithms for *exact* uniform *sampling* and *optimal coding* of Catalan structures. We will use the triangulations of convex polygons as our main problem. We will then use the monotone lattice path problem to show that our framework can be tweaked to easily get the very algorithms presented in [8]. In a nutshell, we present:

- new framework and elegant algorithm for exact uniform sampling over convex triangulations and other Catalan structures;
- new recursive relation for ballot and Catalan numbers with an interesting combinatorial interpretation;
- separate pre-processing step of  $\mathcal{O}(n^2)$  time, common to all problems that can be described by the recursive relation,
- optimal coding of the solutions/samples of the problems: for an input related to size  $n$ , we need exactly  $\log(C_n)$  bits to encode each solution;
- optimal number of random bits for the main sampling algorithm: it needs exactly  $\log C_n$  random bits to run, i.e. to generate uniformly at random a solution;
- efficient algorithm for sampling, as well as counting triangulations for a more general family of graphs embedded to the plane in convex position:  $K_{n,-m}$  is obtained by an embedding of the complete graph  $K_n$  after removing  $m$  consecutive span-2 edges.

Although our sampling algorithm has total running time  $O(n^2)$ , which is worse than the  $O(n \log n)$  of [8], our preprocessing step helps to reduce to the optimal the number of random bits needed, as well as the length of the codewords.

**An outline - main ideas** Given  $n$ , we consider an initial instance which -in some sense- describes the space of all potential solutions; for instance, in the case of convex triangulations, we consider the complete convex graph  $K_n$ , as all  $n(n-3)/2$  diagonals are in our disposal to be selected for some triangulation, which requires only  $n-3$  such edges. Our goal is to describe<sup>1</sup> a binary tree of polynomial height, with its leaves corresponding one by one to all triangulations of the convex  $n$ -gon and then aim at sampling a leaf uniformly at random.

In order to achieve this, we need a reduction argument, w.r.t. which the set of potential solutions on some node's graph can actually be partitioned into the solutions obtained either by its left or the right child and which are disjoint. Then, in order to sample a solution uniformly at random, it would suffice to be able to calculate the size of each of the two subtrees of any node [17, 29]. Thus, starting from the root, we should be capable of uniformly selecting a leaf by recursively selecting one of a node's children with probability proportional to the size of the corresponding subtree.

Usually, the estimation of the size of subtrees for an arbitrary tree is computationally hard [4], and this is the reason that the above method usually fails. The innovation of our approach consists in that we manage to construct this tree in a systematic way that not only reflects our reduction argument, but also plenty of isomorphisms are revealed so that (a) the number of all classes of non-isomorphic instances is polynomial in  $n$  (in particular quadratic), and (b) it is easy to determine the class in which each instance belongs. Eventually, it suffices to solve the general problem only for a polynomial number of non-isomorphic sub-instances, in a preprocessing step, bottom-up, in time linear to the number of non-isomorphic instances, thus in total quadratic in  $n$ .

In particular, it occurs that all internal nodes of our tree correspond to (sub)instances of a more general problem, needing a second parameter to be described and for which no formula nor algorithm was known until now: compute the number of triangulations of an embedded to the plane *almost complete* convex graph  $K_{n,-m}$ , a graph missing only  $m$  *consecutive span-2 edges* (or ears, as denoted in [15, 8]) from what would be a the complete  $K_n$ . As a first simple note, we get that  $m \leq n$ , thus we have the  $\mathcal{O}(n^2)$  classes of non-isomorphic instances.

In the Sections to follow, we will state and prove properties of the central

---

<sup>1</sup>The construction is done only mentally, for the purposes of the analysis; it is not actually performed by the algorithm.

to our work recursive relation, the sampling algorithm scheme it implies and its application to convex triangulations and mountain ranges problems (the latest to be trivially linked also to Dyck words, monotone lattice paths, etc.).

## 2 Our framework

Let  $a_{n,m}$  denote the number of solutions corresponding to any problem parameterized by  $n, m$ , and consider the following recursive relation:

$$a_{n,0} = a_{n-1,0} + a_{n,1} \quad (4)$$

$$a_{n,m} = a_{n-1,m-1} + a_{n,m+1} \quad (5)$$

$$a_{0,0} = 1 \text{ and } a_{n,n} = 0, \forall i \geq 1 \quad (6)$$

**Theorem 1** *Consider the ballot numbers*

$$N_{i,j} = \frac{i+1-j}{i+1+j} \binom{i+1+j}{j}, \quad i, j \geq 0$$

Along with defining  $N_{i,-1} = 0$ , the ballot numbers satisfy 4, 5 and 6 for  $i = n$  and  $j = n - 1 - m$ .

In other words,  $a_{n,m} = N_{n,n-1-m}$ . Note also that:

$$a_{n,0} = N_{n,n-1} = \frac{2}{2n} \binom{2n}{n-1} = \frac{1}{n+1} \binom{2n}{n} = C_n \quad (7)$$

We will from now on refer to the relations 4, 5 and 6 as the *BC (recursive) relation or recursion*, a naming derived from its close relationship with ballot and Catalan numbers.

**Theorem 2** *The generating function for the numbers  $a_{n,m}$  is*

$$G(x, y) = \frac{(1 - xy)(1 - \sqrt{1 - 4x} - 2xy)}{2x(1 - y + xy^2)}$$

*Proof.* [Proofs of Theorems 1 and 2] The proofs can be found in Appendix A.  $\square$

**The BC table** Immediately, we may define a  $n \times n$  table/matrix, with  $a_{n,m}$  as entries. It can be calculated in  $\mathcal{O}(n^2)$  time, bottom-up (Figure 1), and will be considered as our framework's pre-processing step. The main algorithm will simply recall some of its values when needed, in constant time.

$\begin{matrix} m \\ \backslash \\ n \end{matrix}$	0	1	2	3	4	5	6	7	8	...
0	1									
1	1	0								
2	2	1	0							
3	5	3	1	0						
4	14	9	4	1	0					
5	42	28	14	5	1	0				
6	132	90	48	20	6	1	0			
7	429	297	165	75	27	7	1	0		
8	1430	1001	572	275	110	35	8	1	0	
⋮	↑									⋮

$C_n$

Figure 1: The BC table. It has  $(n - 3)(n - 1) + 1$  entries. The arrows show the sequence in which the cells fill up.

**The main algorithm scheme** Consider now the binary tree implied by the BC relation (Figure 2), rooted at a node related to  $a_{n,0}$ . This means we are attempting to randomly select one of  $C_n$  samples. The BC table allows us to achieve:

- optimal coding, requiring exactly  $\log(C_n) = \mathcal{O}(n)$  bits to encode each solution;
- optimal number of random bits for the main sampling algorithm: generating one random number in the range  $[0..C_n - 1]$ , which requires  $\log C_n$  random bits, suffices.

A common approach is to calculate the sizes of the two sub-trees hanging from some node *upon arriving on the very node* and branch left or right with the appropriate probability. This requires a total of (number of branchings)  $\times$  (random bits required per branching) random bits. Indeed, we may well apply the algorithm of [8], given that  $\frac{a_{n-1,m-1}}{a_{n,m}} \approx 2(n + m)$ , the number of random bits needed is  $\mathcal{O}(n \log n)$ , as the height of the tree is linear to  $n$ , thus the branchings required to reach a leaf is linear in  $n$ , too.

It is evident that establishing the BC table beforehand, and tossing only  $\log C_n \approx 4n$  coins (see (3)) we generate a code uniformly at random, which uniquely defines the leaf of the tree the algorithm will end upon: we branch without any more coin tosses, as we know all critical quantities in advance.

Moreover, the scheme allows for down to *linear time* main algorithms for sampling an instances, as all leaves' distance from the root is linear in  $n$  - it actually fluctuates from  $n$  to  $2n$ . For instance, we will show that the

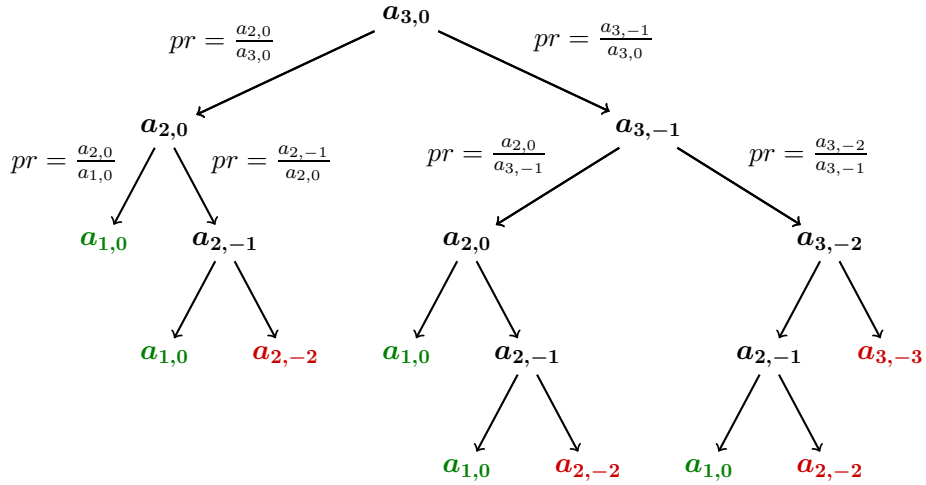


Figure 2: The universal sampling algorithm scheme: branching with probability analogous to the size of the subtree. The height of the tree is  $\mathcal{O}(n)$ . We note that typically all  $a_{n,n}$  nodes are non-existent, as the algorithm branches towards them with probability 0 - that's why they are marked red. Also, all  $a_{1,0}$  labeled nodes have a left child,  $a_{0,0}$ , which is the actual leaf according to the BC relation.

mountain ranges problem (and, therefore, Dyck words and monotone lattice paths) has an  $\mathcal{O}(n)$  main sampling algorithm, which we consider a good trade-off when we need many samples for the same problem. Remember, that only a  $\mathcal{O}(n \log n)$  algorithm is proposed in [8].

### 3 Convex triangulations

As we have already mentioned, for any problem we consider the object which describes the space of all solutions. In the case of convex triangulations, this is the *complete geometric graph*. A geometric graph is defined [5] as a pair of a point set  $V$  on  $\mathbb{R}^2$  and a subset of straight line segments with endpoints in  $V$ , i.e.  $E \subseteq \binom{V}{2}$ . Now let our point set be convex and  $E = \binom{V}{2}$ . We may refer to this special case as the “*convex  $K_n$* ”, an alternate to the complete convex geometric graph, taking into account that all convex drawings of  $K_n$  are isomorphic. Some important definitions are the following.

**Proper labeling, consecutive vertices and span-2 edges** Given a convex geometrical graph, we will say that its vertex labeling  $v_0, \dots, v_{n-1}$  is *proper* if its  $n$  vertices appear in order, clockwise or counter-clockwise around its convex hull. We will always assume such a labeling for any convex graph we refer to, unless noted otherwise. The above being stated, it is evident that

for all  $i \in [0..n - 1]$ , vertices  $v_i$  and  $v_{i+1}$  are consecutive, naturally defining that  $v_n \equiv v_0$ . We shall also admit that all edges  $v_i v_{i+2}$ ,  $i \in [0..n - 1]$  are properly defined, as  $v_x \equiv v_{x \bmod n}$ , for any  $x, n$ .

Let  $V$  be a convex point set and assume proper vertex labeling. For every edge (diagonal)  $e = v_i v_j \in E$ , we define its *span*, denoted by  $|e|$ , to be the minimum distance of its adjacent vertices around the convex hull. The edges that miss only one vertex, that is edges of the form  $v_{i-1} v_{i+1}$ , will hold a key-role in our work, thus we will denote them as *span-2 edges*. All such edges can be named after the missed vertex with which they form a triangle:  $e_i \equiv v_{i-1} v_{i+1}$ .

As an analog to the notion of consecutive vertices, we define two *consecutive span-2 edges* to be a pair of edges of the form  $v_{i-1} v_{i+1}$ ,  $v_i v_{i+2}$ .

Observe that:  $K_3$  has no span-2 edges,  $K_4$  has two and, for  $n \geq 5$ ,  $K_n$  has exactly  $n$  of such edges. For  $n \geq 5$  and any vertex  $v_i$ , we denote by  $e_i$  the span-2 edge  $v_{i-1} v_{i+1}$ , in other words, the edge that may form a triangle together with  $v_i$ .

**The  $K_{n,-m}$  graph.** We will need to work on specific graphs, that allow for the desired structure of triangulations to be witnessed. We define  $K_{n,-m}$  to be the nearly complete convex  $K_n$  which *misses only  $m$  consecutive span-2 edges*. Therefore:

- $K_{n,0} \equiv K_n$  and when properly defined,  $K_{n,-m}$  has  $\binom{n}{2} - m$  edges.
- For  $n \geq 5$ , it is  $-n \leq -m \leq 0$ , as a graph may miss up to all  $n$  span-2 edges.
- The graphs  $K_{4,-1}$ ,  $K_{4,-2}$  are properly defined.
- For fixed  $n, m$ , all  $K_{n,-m}$  are isomorphic to each other (under rotation).

**Proposition 3** *Every triangulation of a convex geometric graph on 5 or more vertices has at least two span-2 edges.*

*Proof.* A triangulation  $T_C$  on  $n$  points requires that all faces but the outer are triangles. The number of faces  $f$  is equal to  $n - 1$  (e.g. use Euler's characteristic on plane graphs), therefore there is a total of  $n - 2$  inner faces/triangles. Since all  $n$  non-diagonal edges of  $T_C$  (the sides of the polygon) are sides of the  $n - 2$  triangles, by the pigeonhole principle, there are at least 2 triangles which use 2 sides of the  $n$ -gon as their sides. Then, those triangles' third edge must be an span-2 one and, as soon as  $n \geq 5$ , those third edges do not coincide.  $\square$

**Proposition 4** *A convex geometric graph with  $n \geq 5$  and only two span-2 edges which appear consecutive in the drawing has no triangulation. Equivalently,  $T(K_{n,-(n-2)}) = 0$ .*



*Proof.* Two consecutive span-2 edges intersect, therefore together they do not form any triangulation, unless only one is needed (quadrilateral). So there must be a third span-2 edge which, together with one of the 2 consecutive ones, is the obligatory second span-2 edge in a triangulation  $T$  of the graph (see Proposition 3). Contradiction, as the graph has no other such edge.  $\square$

### 3.1 The reduction argument

Our reduction argument is primarily based on partitioning the number of triangulations of some convex graph  $G$  into those which include a specific span-2 edge  $e_i$  and those which do not (assuming there is at least one span-2 edge in  $G$ ). Let us already point out the tree structure implied by the partitioning.

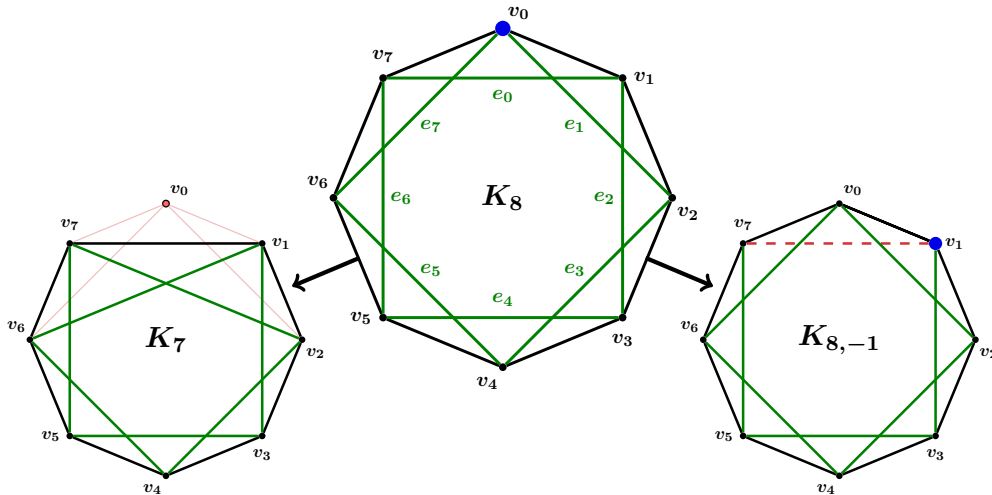


Figure 3: Reduction for the complete  $K_n$ , working on  $v_0/e_0$

**Proposition 5** Let  $G = (V, E)$  be a convex geometric graph and  $T(G)$  the number of its triangulations. Then, for any span-2 edge  $e_i$  we have that  $T(G | e_i \text{ included}) = T(G \setminus v_i)$ .

Obviously, the following holds:  $T(G) = T(G \setminus v_i) + T(G \setminus e_i)$ .

*Proof.* Observe that if  $e_i$  is selected to participate in a triangulation  $T_C$ , then all edges incident to  $v_i$  may not participate in  $T_C$ , as they all cross  $e_i$ . Therefore, the number of triangulations where  $e_i$  is included is exactly determined by the number of triangulations of  $G \setminus v_i$ , as adding the “hat”

$v_{i-1}v_iv_{i+1}$  in any of the latest will yield a distinct triangulation of the original graph.  $\square$

Figure 3 demonstrates the above, nevertheless for the special case of an initial complete graph. However, we easily get that  $T(K_{n,0}) = T(K_{n-1,0}) + T(K_{n,-1})$ , which is essentially the first of the BC relations.

Now, consider a  $K_{n,-1}$  graph. If we work on  $v_1/e_1$  (Figure 4, marked blue vertex), thus the selection or not of  $e_1$  for the next branching of our tree, we obtain either a  $K_7 \equiv K_{7,0}$  (left child), either a  $K_{8,-2}$ . In general (Figure 5), working on the *next available* span-2 edge, we reduce  $K_{n,-m}$  is to either a  $K_{n-1,-m+1}$  (left child) or a  $K_{n,-m-1}$  (right child).

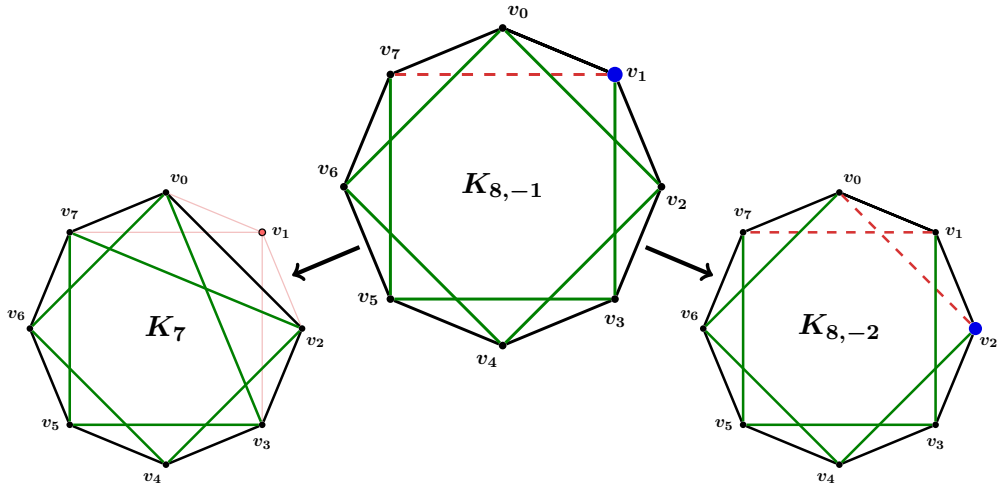


Figure 4: Reduction for  $K_{n,-1}$ , working on the *next* vertex/span-2 edge

It proves that the key to our reduction is the correct definition of the *next vertex (or span-2 edge)* to work on. If, for instance, while on  $K_{8,-1}$  we select to work on  $v_5/e_5$ , the nice to our reduction  $K_7$  does not pop out. More importantly, we would miss the recurring of *isomorphic graphs*, which give us the number of triangulations they feature per class ( $K_{n,-m}$ ), and not per specific instance.

**Definition 1 (Next vertex/span-2 edge)** *Given a properly labeled convex geometric graph on  $n$  vertices, missing only  $m$  consecutive span-2 edges,  $e_i, e_{i+1}, \dots, e_{i+m}$ . The next vertex/span-2 edge is the pair  $v_{m+1}/e_{m+1}$ .*

Now, let us formally prove our claim.

**Theorem 6** *For any  $K_{n,-m}$  and  $-n+1 \leq -m \leq -1$ , it is*

$$T(K_{n,-m}) = T(K_{n-1,-m+1}) + T(K_{n,-m-1})$$

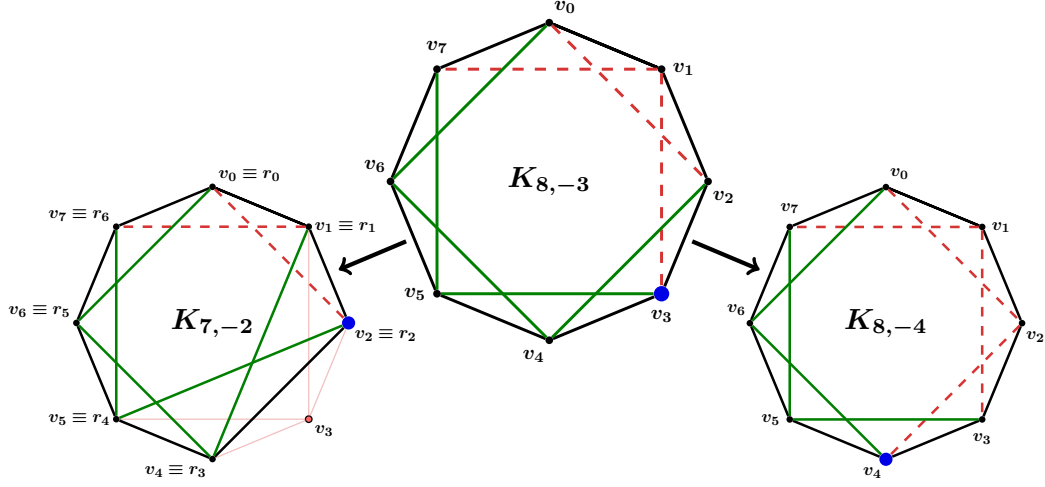


Figure 5: Reduction for  $K_{n,-m}$ , working on the *next* vertex/span-2 edge

Also, it is

$$T(K_{n,-m}) = a_{n-2,m}$$

for all defined quantities.

*Proof.* Without loss of generality (see 9), we may relabel our initial graph –if necessary– and have the edges  $e_0, \dots, e_{m-1}$  as the missing span-2 ones. The next vertex/span-2 edge is the pair  $v_m/e_m$ . The right subtree is rooted to a  $K_{n,-m-1}$  graph, as it derives from deleting  $e_m$ , having a consecutive  $m+1$  span-2 (but no other) edges missing.

For the left subtree, deleting  $v_m$  leaves us to examine the edges of a graph on  $n-1$  vertices. We have that edges  $v_{n-1}v_1, v_0v_2, \dots, v_{m-3}v_{m-1}$  are all missing from the induced subgraph, and together they add up to  $m-1$  consecutive span-2 edges. Edge  $v_{m-2}v_m$ , missing from  $K_{n,-m}$  is not a potential edge of the smaller graph. Edge  $v_{m-1}v_{m+1}$  has now become a side of the  $(n-1)$ -gon, and  $v_{m-2}v_{m+1}$  and  $v_{m-1}v_{m+2}$  are now span-2 edges of the new graph, as are all the (potentially) remaining  $v_{m+1}v_{m+3}, \dots, v_{n-2}v_0$ . Thus, we have obtained a  $K_{n-1,-m+1}$  graph. To complete the proof, we remind that:

- Proposition 4 gives us  $T(K_{n,-n+2}) = 0$  for pentagons and up; but  $T(K_{4,-2})$  gives the number of triangulations of a quadrilateral missing all 2 span-2 edges, therefore the relation is satisfied for all  $n \geq 4$ .
- $T(K_{3,0}) = 1$ , as  $K_3$  is a triangle.

- $K_{3,-1}$  and  $K_{2,0}$  are not properly defined as convex graphs, and not actually needed, but for sake of completeness, we shall consider their number of triangulations equal to  $a_{1,1}$  and  $a_{0,0}$  respectively.

□

**Theorem 7** *Our main sampling algorithm scheme adopted for convex triangulations yields an algorithm of running time  $\mathcal{O}(n^2)$ .*

*Proof.* As an outline, the quadratic (and not linear) time is due to the information that must be stored when branching left. For a complete proof, refer to the Appendix. Yet, we note that [8] implies a linear algorithm by sampling monotone lattice paths, first. However, if one wants to preserve one-to-one relation between the subinstances of the two problems, we are not aware of any work proposing any similar framework to ours. □

## 4 Mountain ranges

The mountain range problem consider the ways to form a “mountain range” with  $n$  upstrokes and  $n$  downstrokes that all stay above a horizontal line. As with the convex triangulations, we assume the space of all solutions, that is actually a  $n \times n$  lattice rotated as to comprehend our node to node movement as Up or Down and always maintaining direction to the right (w.l.o.g.).

Assume we are on the horizon, or level 0, so we *have* to move Up. Our actual choice is whether to go further Up or slant Down. The latest case brings us to the horizon with 1 upstroke and downstroke to our left, therefore the remaining mountain ranges are exactly the mountain ranges with  $n - 1$  upstrokes and downstrokes - correlate to the left child of the BC-implied tree. That is:

$$r_{n,0} = r_{n-1,0} + r_{n,1}$$

where the remainder  $r_{n,1}$  denotes the case we moved Up. Of course, the cases yield mutually disjoint mountain ranges.

It is easy enough to go on, explaining that if we are not on the horizon ( $m \geq 1$ ), we are not dictated to move up (unless we cannot - the “height” or the range is at most  $n$ ). If we move up, our  $m$  increases by one. If we move down, we “see” again a disjoint set of potential solutions. Since we slanted down ( $m$  decreased) we can symbolize this reduction by

$$r_{n,m} = r_{n-1,m-1} + r_{n,m+1}$$

.

**Theorem 8** *The main algorithm obtained by our scheme for the mountain ranges problem is linear.*

*Proof.* We need linear in  $n$  coin tosses to get the code of the mountain range; we branch linear in  $n$  times and for each node we lie on, we store a linear amount of information (Ups-Downs) to backtrack to the root.  $\square$

## A Omitted proofs

*Proof.* [Proof of Theorem 1] We will consider the 2 main of the BC-relations. The marginal cases are trivial to prove.

$$\begin{aligned}
a_{n,0} &= a_{n-1,0} + a_{n,1} && \Leftrightarrow \\
N_{n,n-1} &= N_{n-1,n-2} + N_{n,n-2} && \Leftrightarrow \\
\frac{1}{n} \binom{2n}{n-1} &= \frac{1}{n-1} \binom{2n-2}{n-2} + \frac{3}{2n-1} \binom{2n-1}{n-2} && \Leftrightarrow \\
\frac{(2n)!}{n!(n+1)!} &= \frac{(2n-2)!}{(n-1)!n!} + \frac{3(2n-2)!}{(n-2)!(n+1)!} && \Leftrightarrow \\
\frac{(2n-1)(2n)}{(n+1)!} &= \frac{1}{(n-1)!} + \frac{3}{(n-2)!(n+1)} && \Leftrightarrow \\
\frac{2(2n-1)}{(n-1)(n+1)} &= \frac{1}{(n-1)} + \frac{3}{(n+1)} && \Leftrightarrow \\
4n-2 &= (n+1) + 3(n-1), && \text{which holds.}
\end{aligned}$$

Regarding  $a_{n,m} = a_{n-1,m-1} + a_{n,m+1}$  we have:

$$\begin{aligned}
N_{n,m} &= N_{n-1,m} + N_{n,m-1} && \Leftrightarrow \\
\frac{n+1-m}{n+1+m} \binom{n+1+m}{m} &= \frac{n-m}{n+m} \binom{n+m}{m} + \frac{n-m+2}{n+m} \binom{n+m}{m-1} && \Leftrightarrow \\
\frac{(n+1-m)(n+m)!}{m!(n+1)!} &= \frac{(n-m)(n+m)!}{(n+m)m!n!} + \frac{(n-m+2)(n+m)!}{(n+m)(m-1)!(n+1)!} && \Leftrightarrow \\
\frac{(n+1-m)}{m(n+1)} &= \frac{(n-m)}{(n+m)m} + \frac{(n-m+2)}{(n+m)(n+1)} && \Leftrightarrow \\
\frac{1}{m} - \frac{1}{n+1} &= \frac{1}{m} - \frac{2}{n+m} + \frac{(n-m+2)}{(n+m)(n+1)} && \Leftrightarrow \\
\frac{2}{n+m} - \frac{1}{n+1} &= \frac{(n-m+2)}{(n+m)(n+1)} && \Leftrightarrow \\
2(n+1) - (n+m) &= n-m+2, && \text{which holds.}
\end{aligned}$$

Therefore, we have completed our proof.  $\square$

*Proof.* [Proof of Theorem 2] Let  $G$  be the generating function for the numbers

$a_{i,j}$ , i.e.

$$G(x, y) = \sum_{i=0}^{\infty} \sum_{j=0}^{\infty} a_{i,j} x^i y^j$$

and let  $B$  be the generating function for numbers  $b_{i,j} = a_{i+1,j}$  for all  $i, j \geq 0$ . We will first determine  $B$ , and then it is simply:

$$G = xB + 1. \quad (8)$$

Initially, let us break  $B$  into sums of fixed  $j$ :

$$B = A_0 + A_1 + A_2 + \dots = \sum_{k=0}^{\infty} A_k, \quad (9)$$

where for all  $k \in \mathbb{N}$   $A_k = \sum_{i=0}^{\infty} b_{i,k} x^i y^k$ . From the BC-relation 4 we obtain:

$$A_0 = \frac{1}{y} A_1 + x A_0 + 1, \quad (10)$$

while from the recursive BC-relation 5 we obtain:

$$\forall k > 0 \quad A_k = \frac{1}{y} A_{k+1} + xy A_{k-1}. \quad (11)$$

We have also showed that the numbers  $a_{i,0}$  are actually Catalan numbers, in particular  $b_{i,0} = a_{i+1,0} = C_{i+1}$ , for  $i \geq 0$ . So, if  $Cat$  is the generating function of the Catalan numbers, then:

$$Cat = x A_0 + 1 \Rightarrow A_0 = \frac{Cat - 1}{x}. \quad (12)$$

It is well known that:

$$Cat(x) = \frac{1 - \sqrt{1 - 4x}}{2x}. \quad (13)$$

In order to get the generating function  $G$ , plug equations 10,11,12,13 into equation 9:

$$\begin{aligned} B &= \frac{1}{y}(A_1 + A_2 + \dots) + xy(A_0 + A_1 + A_2 + \dots) + x A_0 + 1 \\ &= \frac{1}{y}(G - A_0) + xyG + x A_0 + 1 \\ &= \frac{y + (xy - 1)A_0}{y - 1 - xy^2} = \frac{y + (xy - 1)\frac{Cat(x)-1}{x}}{y - 1 - xy^2} \\ &= \frac{y}{y - 1 - xy^2} + \frac{(xy - 1)(1 - \sqrt{1 - 4x} - 2x)}{2x^2(y - 1 - xy^2)}. \end{aligned}$$

Finally, from relation 8 he have:

$$G(x, y) = xB(x, y) + 1 = \frac{(1 - xy)(1 - \sqrt{1 - 4x - 2xy})}{2x(1 - y + xy^2)}.$$

□

Observe that we did not directly use the initial condition that  $a_{n,n} = 0, n \geq 1$ ; we actually did account for it, as it is hidden in the proof that the numbers  $a_{n,0}$  correspond to Catalan numbers.

## B Notes on the main sampling algorithm for convex triangulations

For our convenience, we hereby adopt the notation  $T_{n,-m} = T(K_{n,-m})$ .

The left child of a  $K_{n,-m}$  in our reduction is a graph on  $n - 1$  vertices, in other words, w.r.t. our initial proper vertex labeling, the labeling of the left child is not proper, as a vertex is missing. Therefore, we must *relabel* this graph, and every left child graph of the tree. The following Rule gives the final ingredient for building the desirable reduction tree.

**Rule 9** *Let  $K_{r,-m}$  be the left child of a node of a tree rooted at  $K_n$ . If  $m = 0$ , then relabel the complete  $K_r$  as desired. Else, place  $r_0$  opposite to the first missing span-2 edge and complete with a proper relabeling. For each new graph, maintain a  $1 \times n$  table to indicate the mapping of the current to the initial labeling; current missing vertices of the parent graph can be marked (e.g.  $-1$  entries).*

### B.0.1 Properties of the reduction tree

In all, we have build a triangulation tree with the following properties:

- Every node has 2 children (left and right – binary tree).
- Every node indicating  $K_{r,-m}$  needs  $\mathcal{O}(n)$  time to be created and coded: store integers  $r$  and  $m$ , the  $1 \times n$  mapping matrix for the vertex labeling, plus a 2 integer indicator for backtracking to the parent node: if it is a left child, hold  $[v_m, -1]$ , for a right child hold  $[v_{m-1}, v_{m+1}]$  where  $v_m$  is the critical vertex of the parent node w.r.t. which the node branched (store as labeled in the parent node).
- For any node, the triangulations coded in the left subtree are disjoint to the ones of the right subtree, as they differ at the edge w.r.t. which the node branched.
- If a node is  $K_3$ , then stop and mark *one triangulation* (green leaf). Due to the above, all green leaves are left children and there is a total of exactly  $\mathcal{C}_{n-2}$  green leaves in the tree.

- If a node is of the form  $K_{r,-r+2}$ , then stop and mark *no triangulation* (red leaf)
- Considering all the above, from any green leaf, backtracking to the root is equivalent to obtaining one specific triangulation; this is achieved in  $\mathcal{O}(n)$  time.

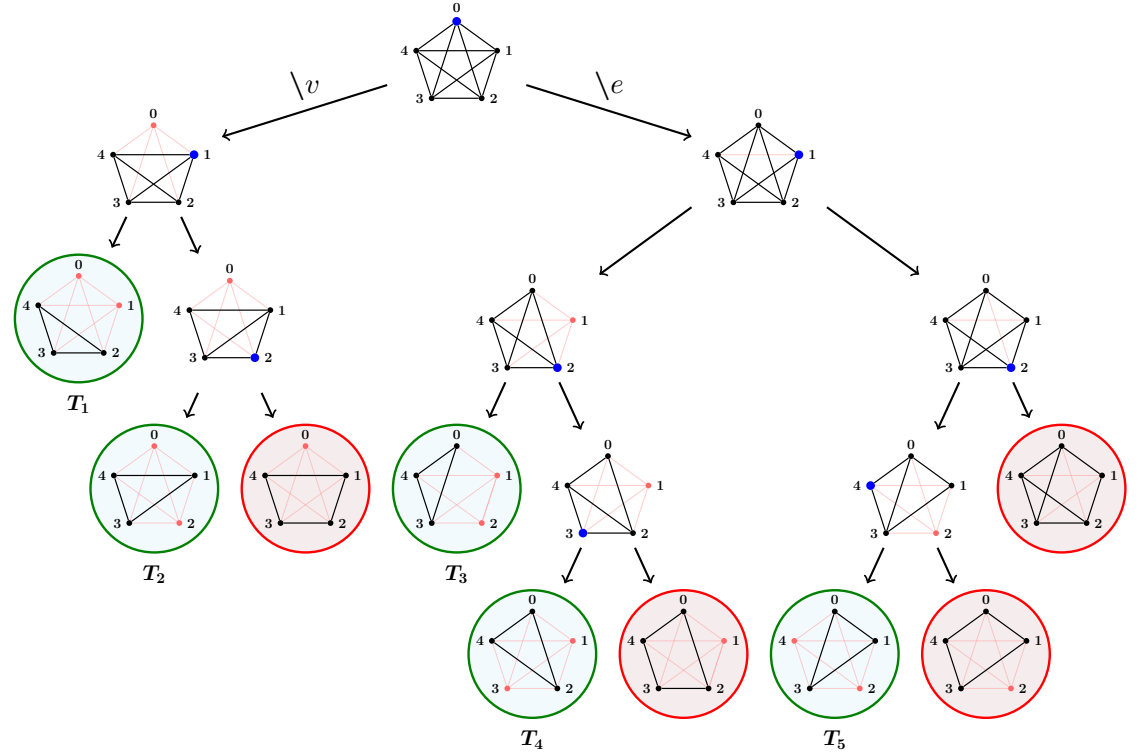


Figure 6: Full reduction tree for the convex pentagon. Blue color indicates the working on node. Relabelings are not marked. Each of its 5 triangulations is encoded in a different green leaf.

Figure 6 shows the full reduction tree for the convex  $K_5$ . To give a for instance, consider the green leaf encoding triangulation  $T_3$ .  $T_3$  includes the triangle  $v_0v_3v_4$  (end of reduction); as a left child of its parent node, which branched w.r.t.  $v_2/v_0v_3$ , it includes  $v_0v_3$  as an span-2 edge of the parent  $K_4$  subgraph, so triangle  $v_0v_2v_3$  is in  $T_4$ . The  $K_4$  parent node is a left child of the  $K_{5,-1}$  node which branched w.r.t.  $v_1$ , therefore the triangulation does also include triangle  $v_0v_1v_2$ ; finally (though not necessary), the  $K_{5,-1}$  node being a right child of the  $K_5$  which branched w.r.t.  $v_0$  suggests that  $v_4v_1$  is missing from the  $T_4$ .

Note that this is a small example, and some leaves ( $T_2$ ,  $T_4$ ,  $T_5$ ) already



indicate unambiguously the encoded triangulation. Observe also that even if it is not directly visible that  $T_1$  differs from  $T_4$ , our simple branching rule guarantees that  $T_1$  includes  $v_4v_1$  as an edge, while  $T_4$  does not, as they belong to a different subtree of the root node which branched w.r.t.  $v_0/v_4v_1$ .

## References

- [1] Victor Alvarez, Karl Bringmann, Saurabh Ray, and Raimund Seidel. Counting triangulations and other crossing-free structures approximately. *Comput. Geom.*, 48(5):386–397, 2015.
- [2] Victor Alvarez and Raimund Seidel. A simple aggregative algorithm for counting triangulations of planar point sets and related problems. In *Symposium on Computational Geometry 2013, SoCG '13, Rio de Janeiro, Brazil, June 17-20, 2013*, pages 1–8, 2013.
- [3] J. Ambjorn, B. Durhus, and T. Jonsson. *Quantum Geometry: A Statistical Field Theory Approach*. Cambridge Monographs on Mathematical Physics, Cambridge University Press, Cambridge, 1997.
- [4] Eleni Bakali, Aggeliki Chalki, Aris Pagourtzis, Petros Pantavos, and Stathis Zachos. Completeness results for counting problems with easy decision. In *Algorithms and Complexity - 10th International Conference, CIAC 2017, Athens, Greece, May 24-26, 2017, Proceedings*, pages 55–66, 2017.
- [5] Prosenjit Bose, Ferran Hurtado, Eduardo Rivera-Campo, and David R. Wood. Partitions of complete geometric graphs into plane trees. *Comput. Geom.*, 34(2):116–125, 2006.
- [6] Mark de Berg, Otfried Cheong, Marc J. van Kreveld, and Mark H. Overmars. *Computational geometry: algorithms and applications, 3rd Edition*. Springer, 2008.
- [7] Markus Denny and Christian Sohler. Encoding a triangulation as a permutation of its point set. In *Proceedings of the 9th Canadian Conference on Computational Geometry, Kingston, Ontario, Canada, August 11-14, 1997*, 1997.
- [8] Luc Devroye, Philippe Flajolet, Ferran Hurtado, Marc Noy, and William L. Steiger. Properties of random triangulations and trees. *Discrete & Computational Geometry*, 22(1):105–117, 1999.
- [9] Q. Ding, J. Qian, W. Tsang, and C. Wang. Randomly generating triangulations of a simple polygon. In *Computing and Combinatorics, 11th Annual International Conference, COCOON 2005, Kunming, China, August 16-29, 2005, Proceedings*, pages 471–480, 2005.

- [10] Peter Epstein, J. Kavanagh, A. Knight, J. May, T. Nguyen, and Jörg-Rüdiger Sack. A workbench for computational geometry. *Algorithmica*, 11(4):404–428, 1994.
- [11] Peter Epstein and Jörg-Rüdiger Sack. Generating triangulations at random. *ACM Trans. Model. Comput. Simul.*, 4(3):267–278, 1994.
- [12] W. Feller. *An introduction to probability theory and its applications*. Number v. 1. Wiley, 1968.
- [13] Leonidas J. Guibas and John Hershberger. Optimal shortest path queries in a simple polygon. *J. Comput. Syst. Sci.*, 39(2):126–152, 1989.
- [14] Leonidas J. Guibas, John Hershberger, Daniel Leven, Micha Sharir, and Robert Endre Tarjan. Linear-time algorithms for visibility and shortest path problems inside triangulated simple polygons. *Algorithmica*, 2:209–233, 1987.
- [15] Ferran Hurtado and Marc Noy. Ears of triangulations and catalan numbers. *Discrete Mathematics*, 149(1-3):319–324, 1996.
- [16] Ferran Hurtado and Marc Noy. Graph of triangulations of a convex polygon and tree of triangulations. *Comput. Geom.*, 13(3):179–188, 1999.
- [17] Donald E. Knuth. Estimating the efficiency of backtrack programs. Technical report, Stanford, CA, USA, 1974.
- [18] D. T. Lee. Visibility of a simple polygon. *Computer Vision, Graphics, and Image Processing*, 22(2):207–221, 1983.
- [19] Lisa McShine and Prasad Tetali. On the mixing time of the triangulation walk and other catalan structures. In *Randomization Methods in Algorithm Design, Proceedings of a DIMACS Workshop, Princeton, New Jersey, USA, December 12-14, 1997*, pages 147–160, 1997.
- [20] Michael S. O. Molloy, Bruce A. Reed, and William Steiger. On the mixing rate of the triangulation walk. In *Randomization Methods in Algorithm Design, Proceedings of a DIMACS Workshop, Princeton, New Jersey, USA, December 12-14, 1997*, pages 179–190, 1997.
- [21] Takao Nishizeki and Md. Saidur Rahman. *Planar Graph Drawing*, volume 12 of *Lecture Notes Series on Computing*. World Scientific, 2004.
- [22] Joseph O’Rourke. *Computational Geometry in C*. Cambridge University Press, New York, NY, USA, 2nd edition, 1998.
- [23] Mohammad Tanvir Parvez, Md. Saidur Rahman, and Shin-Ichi Nakano. Generating all triangulations of plane graphs. *J. Graph Algorithms Appl.*, 15(3):457–482, 2011.

- [24] Dominique Poulalhon and Gilles Schaeffer. Optimal coding and sampling of triangulations. *Algorithmica*, 46(3-4):505–527, 2006.
- [25] Sadiq M. Sait and Habib Youssef. *VLSI Physical Design Automation - Theory and Practice*, volume 6 of *Lecture Notes Series on Computing*. World Scientific, 1999.
- [26] Micha Sharir and Adam Sheffer. Counting triangulations of planar point sets. *Electr. J. Comb.*, 18(1), 2011.
- [27] Micha Sharir, Adam Sheffer, and Emo Welzl. On degrees in random triangulations of point sets. *J. Comb. Theory, Ser. A*, 118(7):1979–1999, 2011.
- [28] Micha Sharir and Emo Welzl. Random triangulations of planar point sets. In *Proceedings of the 22nd ACM Symposium on Computational Geometry, Sedona, Arizona, USA, June 5-7, 2006*, pages 273–281, 2006.
- [29] Alistair Sinclair and Mark Jerrum. Approximate counting, uniform generation and rapidly mixing markov chains. *Inf. Comput.*, 82(1):93–133, 1989.
- [30] Richard P. Stanley. *Catalan Numbers*. Cambridge University Press, 2015. doi:10.1017/CB09781139871495.
- [31] Robert Endre Tarjan and Christopher J. Van Wyk. An  $o(n \log \log n)$ -time algorithm for triangulating a simple polygon. *SIAM J. Comput.*, 17(1):143–178, 1988.