

STRUCTURE PRESERVING SCHEMES FOR THE CONTINUUM KURAMOTO MODEL: PHASE TRANSITIONS

JOSÉ A. CARRILLO, YOUNG-PIL CHOI, AND LORENZO PARESCHI

ABSTRACT. The construction of numerical schemes for the Kuramoto model is challenging due to the structural properties of the system which are essential in order to capture the correct physical behavior, like the description of stationary states and phase transitions. Additional difficulties are represented by the high dimensionality of the problem in presence of multiple frequencies. In this paper, we develop numerical methods which are capable to preserve these structural properties of the Kuramoto equation in the presence of diffusion and to solve efficiently the multiple frequencies case. The novel schemes are then used to numerically investigate the phase transitions in the case of identical and non identical oscillators.

1. INTRODUCTION

Synchronization phenomena of large populations of weakly coupled oscillators are very common in natural systems, and it has been extensively studied in various scientific communities such as physics, biology, sociology, etc [1, 25, 2, 46]. Synchronization arises due to the adjustment of rhythms of self-sustained periodic oscillators weakly connected [1, 42], and its rigorous mathematical treatment is pioneered by Winfree [47] and Kuramoto [2]. In [2, 47], phase models for large weakly coupled oscillator systems were introduced, and the synchronized behavior of complex biological systems was shown to emerge from the competing mechanisms of intrinsic randomness and sinusoidal couplings. Since then, the Kuramoto model becomes a prototype model for synchronization phenomena and various extensions have been extensively explored in various scientific communities such as applied mathematics, engineering, control theory, physics, neuroscience, biology, and so on [24, 42, 46].

Given an ensemble of sinusoidally coupled nonlinear oscillators, which can be visualized as active rotors on the unit circle \mathbb{S}^1 , let $z_j = e^{i\vartheta_j}$ be the position of the j -th rotor. Then, the dynamics of z_j is completely determined by that of its phase ϑ_j . Let us denote the phase and frequency of the j -th oscillator by ϑ_j and $\dot{\vartheta}_j$, respectively. Then, the phase dynamics of Kuramoto oscillators are governed by the following first-order ODE system [2]:

$$\dot{\vartheta}_i = \omega_i - \frac{K}{N} \sum_{j=1}^N \sin(\vartheta_i - \vartheta_j), \quad i = 1, \dots, N, \quad t > 0, \quad (1.1)$$

subject to initial data $\vartheta_i(0) =: \vartheta_{i0}$, $i = 1, \dots, N$, where K is the uniform positive coupling strength, and ω_i denotes the natural phase-velocity (frequency) and is assumed to be a

random variable extracted from the given distribution $g = g(\omega)$ satisfying

$$\int_{\mathbb{R}} g(\omega) d\omega = 1. \quad (1.2)$$

We notice that the first term and second term in the right hand side of the equation (1.2) represent the intrinsic randomness and the nonlinear attraction-repulsion coupling, respectively.

The system (1.2) has been extensively studied, and it still remains a popular subject in nonlinear dynamics and statistical physics. We refer the reader to [1] and references therein for general survey of the Kuramoto model and its variants. In [2], Kuramoto first observed a continuous phase transition in the continuum Kuramoto model ($N \rightarrow \infty$, see (1.3) below) with a symmetric distribution function $g(\omega)$ by introducing an order parameter r^∞ which measures the degree of the phase synchronization in the mean-field limit. More precisely, the order parameter is given by

$$r^N(t)e^{i\varphi_N(t)} := \frac{1}{N} \sum_{j=1}^N e^{i\vartheta_j(t)}, \quad r^\infty := \lim_{t \rightarrow \infty} \lim_{N \rightarrow \infty} r^N(t).$$

In fact, Kuramoto showed that the order parameter r^∞ as a function of the coupling strength K changes from zero (disordered state) to a non-zero value (ordered state) when the coupling strength K exceeds a critical value $K_c := 2/(\pi g(0))$, i.e., $r^\infty(K) = 0$ (incoherent state) for $K \in [0, K_c)$, $1 \geq r^\infty(K) > 0$ (coherent state) for $K > K_c$, and $r^\infty(K)$ increases with K . Later, it is also observed that the continuum Kuramoto model can exhibit continuous or discontinuous phase transition by taking into account different types of natural frequency distribution functions [9, 10, 41]. Here, continuous phase transitions refer to the continuity at $K = K_c$ of the order parameter $r^\infty(K)$. It is known to be continuous for the Gaussian distributed in frequency oscillators [46] and discontinuous for the uniformly distributed in frequency oscillators [41].

As the number of oscillators goes to infinity ($N \rightarrow \infty$), a continuum description of the system (1.2) can be rigorously derived by employing by now standard mean-field limit techniques for the Vlasov equation [38, 36, 17, 19]. Let $\rho = \rho(\vartheta, \omega, t)$ be the probability density function of Kuramoto oscillators in $\vartheta \in \mathbb{T} := \mathbb{R}/(2\pi\mathbb{Z})$ with a natural frequency ω extracted from a distribution function $g = g(\omega)$ at time t . Then the continuum Kuramoto equation is given by

$$\begin{aligned} \partial_t \rho + \partial_\vartheta(u[\rho]\rho) &= 0, \quad (\vartheta, \omega) \in \mathbb{T} \times \mathbb{R}, \quad t > 0, \\ u[\rho](\vartheta, \omega, t) &= \omega - K \int_{\mathbb{T} \times \mathbb{R}} \sin(\vartheta - \vartheta_*) \rho(\vartheta_*, \omega, t) g(\omega) d\vartheta_* d\omega, \end{aligned} \quad (1.3)$$

subject to the initial data:

$$\rho(\vartheta, \omega, 0) =: \rho_0(\vartheta, \omega), \quad \int_{\mathbb{T}} \rho_0(\vartheta, \omega) d\vartheta = 1. \quad (1.4)$$

The order parameter r and the average phase φ associated to (1.3) are given as

$$r(t)e^{i\varphi(t)} = \int_{\mathbb{T} \times \mathbb{R}} e^{i\vartheta} \rho(\vartheta, \omega, t) g(\omega) d\vartheta d\omega,$$

leading to

$$r(t) = \int_{\mathbb{T} \times \mathbb{R}} \cos(\vartheta - \varphi(t)) \rho(\vartheta, \omega, t) g(\omega) d\vartheta d\omega. \quad (1.5)$$

For the continuum equation (1.3), global existence and uniqueness of measure valued solutions are studied in [36, 19] and important qualitative properties such as the Landau damping towards the incoherent stationary states were analysed in [26].

A very relevant issue from the application viewpoint is how stable these stationary states and phase transitions are by adding noise to the system [2, 44]. The mean-field limit equation associated to (1.2) with standard Gaussian noise of strength $\sqrt{2D}$, with $D > 0$, is

$$\begin{aligned} \partial_t \rho + \partial_\vartheta(u[\rho]\rho) &= D\partial_\vartheta^2 \rho, \quad (\vartheta, \omega) \in \mathbb{T} \times \mathbb{R}, \quad t > 0, \\ u[\rho](\vartheta, \omega, t) &= \omega - K \int_{\mathbb{T} \times \mathbb{R}} \sin(\vartheta - \vartheta_*) \rho(\vartheta_*, \omega, t) g(\omega) d\vartheta_* d\omega, \end{aligned} \quad (1.6)$$

subject to the initial data (1.4). Phase transitions have also been found in terms of the order parameter r^∞ as a function of K for $D > 0$. In fact, it was proven in [44] that for identical oscillators there is a continuous phase transition. This phase transition is also continuous for Gaussian and uniformly coupled noisy oscillators [1] and discontinuous for bimodal distributions [14, 21]. Stability of the coherent and incoherent states and the asymptotic dynamics for the Kuramoto model with noise (1.6) were analysed in [27, 28, 33, 34]. Noise-driven phase transitions in interacting particle systems are a hot topic of research from the numerical and theoretical viewpoints, see [8, 5, 3, 4, 7, 6, 21, 29] and the references therein.

In the present work, we focus on the construction of effective numerical schemes for the continuum Kuramoto system with diffusion obtained in the limit of a very large number of oscillators and in presence of noise. The numerical solution of such system is challenging due to the high dimensionality of the problem and the intrinsic structural properties of the system which are essential in order to capture the correct physical behavior. There is amazingly very few literature dealing with the study of deterministic numerical schemes to the continuum Kuramoto model (1.3). We refer to [1, Section VI. B] and the references therein for general discussions of the stochastic and deterministic numerical methods used in Kuramoto models, see also [42, 32, 31, 8] for Monte Carlo related methods.

Structure preserving numerical schemes for mean-field type kinetic equations have been previously constructed in [1, 15, 16, 12, 18, 20, 40, 45]. We refer also to [30] for related approaches for general systems of balance laws and to [23] for an introduction to numerical methods for kinetic equations. Here, following the approach in [16, 20, 40] we introduce a discretization of the phase variable such that non negativity of the solution, physical conservations, asymptotic behavior and free energy dissipation are preserved at a discrete level for identical oscillators. This approach is then coupled with a suitable collocation method for the frequency variable based on orthogonal polynomials with respect to the given frequency distribution. Similar collocation strategies have been used for kinetic equations in the case of linear transport and semiconductors [35, 37, 43].

The rest of the manuscript is organized as follows. First, in Section 2 we recall some basic properties of the continuum Kuramoto model, in particular concerning some relevant existence theory and some useful estimates underpinning our numerical strategy. We also discuss the asymptotic behavior of the Kuramoto model with noise, stationary states and related free energy estimates in the case of identical oscillators. The discretization of Kuramoto systems is discussed in Section 3. Structure preserving schemes are developed in combination with a collocation method for the frequency variable. The asymptotic behavior of the schemes as well as the other relevant physical properties are discussed. In Section 4 we present several numerical tests, with a particular emphasis on the study of phase transitions. Future research directions and conclusions are reported in the last Section.

2. THE CONTINUUM KURAMOTO MODEL

2.1. Stability of the Kuramoto model with respect to the frequency distribution.

In this subsection, we briefly review some relevant issues related to the well-posedness theory and several useful estimates for the continuum Kuramoto equation (1.3) and its version with noise (1.6). We refer to [36, 17, 19] for further details. We first provide *a priori* estimates for the equation (1.3).

Lemma 2.1. *Let ρ be a smooth solution to (1.3)-(1.4). Then we have*

$$\begin{aligned} (i) \quad & \frac{d}{dt} \int_{\mathbb{T}} \rho(\vartheta, \omega, t) d\vartheta = 0 \quad \text{i.e.,} \quad \int_{\mathbb{T}} \rho(\vartheta, \omega, t) d\vartheta = \int_{\mathbb{T}} \rho_0(\vartheta, \omega) d\vartheta = 1 \quad \text{for } \omega \in \mathbb{R}, \\ (ii) \quad & \frac{d}{dt} \int_{\mathbb{T} \times \mathbb{R}} \rho(\vartheta, \omega, t) \log(\rho(\vartheta, \omega, t)) g(\omega) d\vartheta d\omega = Kr^2(t), \end{aligned}$$

for $t \geq 0$, where r is given in (1.5).

Proof. The proof of (i) is straightforward. For the identity (ii), by using the definition of r in (1.5) we rewrite $u[\rho]$ as

$$u[\rho](\vartheta, \omega, t) = \omega - Kr \sin(\vartheta - \varphi(t)). \quad (2.1)$$

Direct computations yield

$$\begin{aligned} \frac{d}{dt} \int_{\mathbb{T} \times \mathbb{R}} \rho(\vartheta, \omega, t) \log(\rho(\vartheta, \omega, t)) g(\omega) d\vartheta d\omega &= - \int_{\mathbb{T} \times \mathbb{R}} g(\omega) \partial_{\vartheta} (u[\rho] \rho) \log \rho d\vartheta d\omega \\ &= \int_{\mathbb{T} \times \mathbb{R}} g(\omega) u[\rho] \partial_{\vartheta} \rho d\vartheta d\omega \\ &= - \int_{\mathbb{T} \times \mathbb{R}} (\partial_{\vartheta} u[\rho]) \rho(\vartheta, \omega) g(\omega) d\vartheta d\omega \\ &= Kr \int_{\mathbb{T}} \cos(\vartheta - \varphi(t)) \rho(\vartheta, \omega) g(\omega) d\vartheta d\omega = Kr^2, \end{aligned}$$

completing the proof. \square

We next discuss global existence and uniqueness of measure-valued solutions. Let us denote by $\mathcal{M}(\mathbb{T} \times \mathbb{R})$ the set of nonnegative Radon measures on $\mathbb{T} \times \mathbb{R}$, which can be regarded as nonnegative bounded linear functionals on $\mathcal{C}_0(\mathbb{T} \times \mathbb{R})$. Then our notion of measure-valued solutions to (1.3) is defined as follows.

Definition 2.1. *For $T \in [0, \infty)$, let $\mu \in \mathcal{C}_w(0, T; \mathcal{M}(\mathbb{T} \times \mathbb{R}))$ be a measure-valued solution to (1.3) with an initial measure $\mu_0 \in \mathcal{M}(\mathbb{T} \times \mathbb{R})$ if and only if μ satisfies the following conditions:*

- μ is weakly continuous, i.e.,

$$\langle \mu_t, h \rangle \text{ is a continuous as a function of } t, \quad \forall h \in \mathcal{C}_0(\mathbb{T} \times \mathbb{R}),$$

where

$$\langle \mu_t, h \rangle := \int_{\mathbb{T} \times \mathbb{R}} h(\vartheta, \omega) \mu_t(d\vartheta, d\omega).$$

- For $h \in \mathcal{C}_0^1(\mathbb{T} \times \mathbb{R} \times [0, T])$, μ satisfies the following integral equation:

$$\langle \mu_t, h(\cdot, \cdot, t) \rangle - \langle \mu_0, h(\cdot, \cdot, 0) \rangle = \int_0^t \langle \mu_s, \partial_s h + u[\mu] \partial_{\vartheta} h \rangle ds,$$

where $u[\mu]$ is given by

$$u[\mu](\vartheta, \omega, t) := \omega - K \int_{\mathbb{T} \times \mathbb{R}} \sin(\vartheta - \vartheta_*) g(\omega) \mu_t(d\vartheta_*, d\omega).$$

We also introduce the definition of the bounded Lipschitz distance.

Definition 2.2. Let $\mu, \nu \in \mathcal{M}(\mathbb{T} \times \mathbb{R})$ be two Radon measures. Then the bounded Lipschitz distance $d(\mu, \nu)$ between μ and ν is given by

$$d(\mu, \nu) := \sup_{h \in \mathcal{S}} |\langle \mu, h \rangle - \langle \nu, h \rangle|,$$

where the admissible set \mathcal{S} of test functions defined as

$$\mathcal{S} := \{h : \mathbb{T} \times \mathbb{R} \rightarrow \mathbb{R} : \max \{\|h\|_{L^\infty}, \text{Lip}(h)\} \leq 1\}$$

with

$$\text{Lip}(h) := \sup_{(\vartheta, \omega) \neq (\vartheta_*, \omega_*)} \frac{|h((\vartheta, \omega)) - h((\vartheta_*, \omega_*))|}{|(\vartheta, \omega) - (\vartheta_*, \omega_*)|}.$$

We now present the results on the global existence and stability of measure-valued solutions to (1.3). We refer the reader to [36, 17, 19] for details of the proof.

Proposition 2.1. For any $\mu_0 \in \mathcal{M}(\mathbb{T} \times \mathbb{R})$, (1.3) has a unique solution $\mu \in \mathcal{C}_w(0, T; \mathcal{M}(\mathbb{T} \times \mathbb{R}))$ with the initial data μ_0 . Furthermore, if μ and ν are two such solutions to (1.3), then there exists a constant $C > 0$ depending on T such that

$$d(\mu_t, \nu_t) \leq C d(\mu_0, \nu_0) \quad \text{for } t \in [0, T].$$

Remark 2.1. One can also characterize the solution μ of the initial-value problem for (1.3) as the push-forward of the initial data μ_0 through the flow map generated by $u[\mu]$, i.e., for any $h \in \mathcal{C}_c^1(\mathbb{T} \times \mathbb{R})$ and $t, s \geq 0$

$$\int_{\mathbb{T} \times \mathbb{R}} h(\vartheta, \omega) \mu_t(d\vartheta, d\omega) = \int_{\mathbb{T} \times \mathbb{R}} h(\Theta(0; t, \vartheta, \omega), \omega) \mu_0(d\vartheta, d\omega),$$

where Θ satisfies

$$\frac{d}{dt} \Theta(t; s, \vartheta, \omega) = u[\mu](\Theta(t; s, \vartheta, \omega), \omega, t) \quad \text{with} \quad \Theta(s; s, \vartheta, \omega) = \vartheta. \quad (2.2)$$

Note that the characteristic system (2.2) is well defined since the velocity field $u[\mu]$ is globally Lipschitz in (ϑ, ω) and continuous on t even for general measures $\mu \in \mathcal{C}_w(0, T; \mathcal{M}(\mathbb{T} \times \mathbb{R}))$.

Remark 2.2. As a simple extension of Proposition 2.1, see [19], we also obtain that the solution μ_t can be approximated as a sum of Dirac measures of the following form

$$\mu_t^N = \frac{1}{N} \sum_{i=1}^N \delta_{\vartheta_i(t)} \otimes \delta_{\omega_i},$$

i.e., $d(\mu_t, \mu_t^N) \rightarrow 0$ as $N \rightarrow \infty$. This can be accomplished by choosing a particle approximation of the initial data. One procedure to construct particle approximations is the following. Let us choose the smallest square containing the support of the initial data μ_0 , i.e., $\text{supp}(\mu_0) \subset R$. For a given n , we divide the square R into n^2 subsquares R_i , i.e.,

$$R = \bigcup_{i=1}^{n^2} R_i.$$

Let ϑ_i^0, ω_i be the center of R_i for $i = 1, \dots, n^2$. Then we construct the initial approximation μ_0^n as

$$\mu_0^n = \sum_{i=1}^{n^2} m_i \delta_{\vartheta_i^0} \otimes \delta_{\omega_i} \quad \text{with} \quad m_i = \int_{R_i} \mu_0(\vartheta, \omega) d\vartheta d\omega.$$

Then we can easily show that $d(\mu_0^n, \mu_0) \leq C/n \rightarrow 0$ as $n \rightarrow \infty$.

From now on, we assume that the initial measure is a smooth absolutely continuous with respect to Lebesgue density with connected support. This assumption can be removed by the stability property in Proposition 2.1. We next show stability of the order parameter r with respect to approximated frequency distributions and initial data by again using the stability estimate presented in Proposition 2.1.

Proposition 2.2. *Let μ be the measure-valued solution to the equation (1.3)-(1.4) in the time interval $[0, T]$ with $g \in \mathcal{S}$ and the initial data $\mu_0 \in \mathcal{M}(\mathbb{T} \times \mathbb{R})$. Let us define r^n as*

$$r^n(t) e^{i\varphi^n(t)} = \int_{\mathbb{T} \times \mathbb{R}} e^{i\vartheta} \rho^n(\vartheta, \omega, t) g^n(\omega) d\vartheta d\omega,$$

where ρ^n is the measure-valued solution to (1.3) with the initial data $\rho_0^n \in \mathcal{S}$ satisfying $d(\rho_0^n, \mu_0) \rightarrow 0$. Then for any $g^n \in \mathcal{M}(\mathbb{R})$ satisfying $d(g^n, g) \rightarrow 0$ as $n \rightarrow \infty$, we have

$$\lim_{n \rightarrow \infty} r^n(t) = r(t) \quad \text{for } t \in [0, T].$$

Proof. We first estimate the 1-Wasserstein distance between ρ^n and μ . Observe that $\rho^n(t) \in \mathcal{S}$ for all $t \geq 0$ by the push-forward characterization in Remark 2.1. Moreover, it also follows from Remark 2.1 that

$$\begin{aligned} & \left| \int_{\mathbb{T} \times \mathbb{R}} h(\vartheta, \omega) \rho^n(\vartheta, \omega, t) d\vartheta d\omega - \int_{\mathbb{T} \times \mathbb{R}} h(\vartheta, \omega) \mu_t(d\vartheta, d\omega) \right| \\ &= \left| \int_{\mathbb{T} \times \mathbb{R}} h(\Theta^n(0; t, \vartheta, \omega), \omega) \rho_0^n(\vartheta, \omega) d\vartheta d\omega - \int_{\mathbb{T} \times \mathbb{R}} h(\Theta(0; t, \vartheta, \omega), \omega) \mu_0(d\vartheta, d\omega) \right|, \end{aligned}$$

for any $h \in \mathcal{C}_c^1(\mathbb{T} \times \mathbb{R})$ and $t, s \geq 0$, where Θ^n satisfies

$$\begin{aligned} \frac{d}{dt} \Theta^n(t; s, \vartheta, \omega) &= u^n[\rho^n](\Theta^n(t; s, \vartheta, \omega), \omega, t) \\ &= \omega - K \int_{\mathbb{T} \times \mathbb{R}} \sin(\Theta^n(t; s, \vartheta, \omega) - \vartheta_*) \rho^n(\vartheta_*, \omega, t) g^n(\omega) d\vartheta_* d\omega, \end{aligned}$$

with $\Theta^n(s; s, \vartheta, \omega) = \vartheta$ for all $n \geq 1$ and Θ satisfies (2.2). For notational simplicity, we denote by $\Theta^n(t; 0, \vartheta, \omega) = \Theta^n(t)$ and $\Theta(t; 0, \vartheta, \omega) = \Theta(t)$. Then a straightforward computation yields

$$\begin{aligned} \frac{d}{dt} |\Theta^n(t) - \Theta(t)| &\leq K \left| \int_{\mathbb{T} \times \mathbb{R}} \sin(\Theta^n(t) - \vartheta_*) \rho^n(\vartheta_*, \omega, t) d\vartheta_* (g^n - g)(d\omega) \right| \\ &\quad + K \left| \int_{\mathbb{T} \times \mathbb{R}} \sin(\Theta^n(t) - \vartheta_*) g(\omega) (\rho_t^n - \mu_t)(d\vartheta_*, d\omega) \right| \\ &\quad + K \left| \int_{\mathbb{T} \times \mathbb{R}} (\sin(\Theta^n(t) - \vartheta_*) - \sin(\Theta(t) - \vartheta_*)) g(\omega) \mu_t(d\vartheta_*, d\omega) \right| \\ &\leq K d(g^n, g) + K d(\rho_t^n, \mu_t) + K |\Theta^n(t) - \Theta(t)|. \end{aligned}$$

Thus we conclude

$$|\Theta^n(t) - \Theta(t)| \leq C(K, T) \left(d(g^n, g) + \int_0^t d(\rho_s^n, \mu_s) ds \right),$$

where $C > 0$ is independent of n . This together with the boundedness of Θ^n and Θ in $[0, T]$ gives

$$\begin{aligned} & \left| \int_{\mathbb{T} \times \mathbb{R}} h(\Theta^n(0; t, \vartheta, \omega), \omega) \rho_0^n(\vartheta, \omega) d\vartheta d\omega - \int_{\mathbb{T} \times \mathbb{R}} h(\Theta(0; t, \vartheta, \omega), \omega) \mu_0(d\vartheta d\omega) \right| \\ & \leq C \left(d(g^n, g) + \int_0^t d(\rho_s^n, \mu_s) ds \right) + Cd(\rho_0^n, \mu_0). \end{aligned}$$

Hence we have

$$d(\rho_t^n, \mu_t) \leq C \left(d(g^n, g) + \int_0^t d(\rho_s^n, \mu_s) ds \right) + Cd(\rho_0^n, \mu_0),$$

i.e.,

$$d(\rho_t^n, \mu_t) \leq Cd(g^n, g) + Cd(\rho_0^n, \mu_0),$$

where $C > 0$ is independent of n . We now show the strong convergence of r^n to r . For this, we use the following identities

$$r^n(t) = \left| \int_{\mathbb{T} \times \mathbb{R}} e^{i\vartheta} \rho^n(\vartheta, \omega, t) g^n(\omega) d\vartheta d\omega \right| \quad \text{and} \quad r(t) = \left| \int_{\mathbb{T} \times \mathbb{R}} e^{i\vartheta} g(\omega) \mu_t(d\vartheta, d\omega) \right|,$$

to obtain

$$\begin{aligned} |r^n(t) - r(t)| & \leq \left| \int_{\mathbb{T} \times \mathbb{R}} \cos \vartheta (\rho_t^n g^n - \mu_t g) (d\vartheta, d\omega) \right| + \left| \int_{\mathbb{T} \times \mathbb{R}} \sin \vartheta (\rho_t^n g^n - \mu_t g) (d\vartheta, d\omega) \right| \\ & =: I_1 + I_2. \end{aligned}$$

Here I_1 can be estimated as

$$\begin{aligned} I_1 & \leq \left| \int_{\mathbb{T} \times \mathbb{R}} \cos \vartheta [(\rho_t^n - \mu_t) g] (d\vartheta, d\omega) \right| + \left| \int_{\mathbb{T} \times \mathbb{R}} \cos \vartheta [(g^n - g) \rho_t^n] (d\vartheta, d\omega) \right| \\ & \leq d(\rho_t^n, \mu_t) + d(g^n, g), \end{aligned}$$

due to $\cos \vartheta g(\omega), \cos \vartheta \rho_t^n(\vartheta, \omega) \in \mathcal{S}$. Similarly, we also find $I_2 \leq d(\rho_t^n, \mu_t) + d(g^n, g)$, concluding that

$$\begin{aligned} |r^n(t) - r(t)| & \leq I_1 + I_2 \leq 2d(\rho_t^n, \mu_t) + 2d(g^n, g) \\ & \leq Cd(g^n, g) + Cd(\rho_0^n, \mu_0) \rightarrow 0 \quad \text{as } n \rightarrow \infty. \end{aligned}$$

This completes the proof. \square

Remark 2.3. A similar result to Proposition 2.2 can be obtained if we approximate the initial data $\mu_0 \in \mathcal{M}(\mathbb{T} \times \mathbb{R})$ and the frequency distribution $g^n(\omega) \in L^\infty(\mathbb{R})$ as follows: $\mu_0^n \in \mathcal{M}(\mathbb{T} \times \mathbb{R})$ and $g^n(\omega) \in \mathcal{S}$ satisfying $d(\mu_0^n, \mu_0) \rightarrow 0$ and $\|g^n(\cdot) - g(\cdot)\|_{L^\infty(\mathbb{R})} \rightarrow 0$ as $n \rightarrow \infty$.

Remark 2.4. A similar result to Proposition 2.2 can also be proved for the Kuramoto model with noise (1.6). The strategy of the proof is analogous but it uses stochastic processes techniques to write the corresponding stochastic differential equation systems. Moreover, one needs to resort to Wassertein distances instead of the bounded Lipschitz distance above to make the stability argument of the solutions. We do not include the details of the proof since the technicalities lie outside of the scope of the present work, see [13] for related problems.

Notice that Proposition 2.2 and Remark 2.4 allow us to work with continuous frequency distributions for both Kuramoto models (1.3) and (1.6) by approximation. More precisely, we can approximate Gaussian and uniform frequency distributions by sums of Dirac Deltas at a finite number of frequencies while approximating the initial data by smooth functions if they are not regular enough. This fact will be used in the numerical schemes in Section 3 and the simulations in Section 4.

2.2. The Kuramoto model with diffusion: Stationary States and Free energies.

We first derive an explicit compatibility condition for smooth stationary states ρ_∞ of the equation (1.6). We first easily find from (1.6) and (2.1) that

$$D\partial_\vartheta^2\rho_\infty = \partial_\vartheta((\omega - Kr_\infty \sin(\vartheta - \varphi_\infty))\rho_\infty),$$

where r_∞ and φ_∞ are given by

$$r_\infty e^{i\varphi_\infty} = \int_{\mathbb{T} \times \mathbb{R}} e^{i\vartheta} \rho_\infty(\vartheta, \omega) g(\omega) d\vartheta d\omega.$$

We notice that we can set $\varphi_\infty = 0$ in the stationary state without loss of generality by choosing the right angular reference system. This yields

$$\partial_\vartheta \rho_\infty(\vartheta, \omega) - \frac{\omega - Kr_\infty \sin \vartheta}{D} \rho_\infty = c_0(w).$$

for some function $c_0(w)$. Solving the above differential equation, we find

$$\begin{aligned} \rho_\infty(\vartheta, \omega) &= \rho_\infty(0, \omega) \exp\left(\frac{-Kr_\infty + \omega\vartheta + Kr_\infty \cos \vartheta}{D}\right) \\ &\quad \times \left(1 + \frac{c_0(\omega) e^{\frac{Kr_\infty}{D}}}{\rho_\infty(0, \omega)} \int_0^\vartheta \exp\left(-\frac{\omega\vartheta_* + Kr_\infty \cos \vartheta_*}{D}\right) d\vartheta_*\right), \end{aligned}$$

for $\vartheta \in [0, 2\pi)$, where $\rho_\infty(0, \omega)$ is fixed by the normalization, i.e.,

$$\int_{\mathbb{T}} \rho_\infty(\vartheta, \omega) d\vartheta = 1 \quad \text{for all } w \in \mathbb{R}.$$

On the other hand, since $\rho_\infty(2\pi, \omega) = \rho_\infty(0, \omega)$, we get

$$1 = \exp\left(\frac{2\pi\omega}{D}\right) \left(1 + \frac{c_0(\omega) e^{\frac{Kr_\infty}{D}}}{\rho_\infty(0, \omega)} \int_0^{2\pi} \exp\left(-\frac{\omega\vartheta_* + Kr_\infty \cos \vartheta_*}{D}\right) d\vartheta_*\right),$$

and subsequently, this implies

$$\frac{c_0(\omega) e^{\frac{Kr_\infty}{D}}}{\rho_\infty(0, \omega)} = \frac{\exp(-2\pi\omega/D) - 1}{\int_0^{2\pi} \exp(-(\omega\vartheta_* + Kr_\infty \cos \vartheta_*)/D) d\vartheta_*}.$$

Hence we have

$$\begin{aligned} \rho_\infty(\vartheta, \omega) &= \rho_\infty(0, \omega) \exp\left(\frac{-Kr_\infty + \omega\vartheta + Kr_\infty \cos \vartheta}{D}\right) \\ &\quad \times \left(1 + \frac{(\exp(-2\pi\omega/D) - 1) \int_0^\vartheta \exp(-(\omega\vartheta_* + Kr_\infty \cos \vartheta_*)/D) d\vartheta_*}{\int_0^{2\pi} \exp(-(\omega\vartheta_* + Kr_\infty \cos \vartheta_*)/D) d\vartheta_*}\right). \end{aligned} \tag{2.3}$$

Let us discuss further properties in the case of noisy identical Kuramoto oscillators, which are governed by the equation (1.6) with $g = \delta_0$. Then we can set $\omega = 0$ without loss of generality in (2.3) to conclude that its stationary state is given by

$$\rho_\infty(\vartheta) = \rho_\infty(0) \exp\left(\frac{-Kr_\infty + Kr_\infty \cos \vartheta}{D}\right),$$

where $\rho_\infty(0)$ is again fixed by the normalization

$$\int_{\mathbb{T}} \rho_\infty(\vartheta) d\vartheta = 1.$$

Note that for both identical and non-identical oscillators if $r_\infty = 0$, i.e., incoherence state, we obtain

$$\rho_\infty(\vartheta, \omega) = \rho(0, \omega) = \frac{1}{2\pi}, \quad \text{for all } \omega \in \mathbb{R},$$

due to the normalization. In this case the equation (1.6) has the structure of a gradient flow. More precisely, if we set

$$\xi[\rho](\vartheta, t) := K(W \star \rho)(\vartheta, t) - D \log \rho(\vartheta, t),$$

with $W(\vartheta) = \cos \vartheta$, then it is easy to check that

$$\partial_t \rho + \partial_\vartheta(\rho \partial_\vartheta \xi[\rho]) = 0.$$

Using this observation, we now estimate the following free energy

$$\mathcal{E}(t) := -\frac{K}{2} \int_{\mathbb{T}} (W \star \rho)(\vartheta, t) \rho(\vartheta, t) d\vartheta + D \int_{\mathbb{T}} \rho(\vartheta, t) \log \rho(\vartheta, t) d\vartheta.$$

Lemma 2.2. *Let ρ be a smooth solution to the equation (1.6) with $g = \delta_0$. Then we have*

$$\frac{d}{dt} \mathcal{E}(t) = -\mathcal{D}_\mathcal{E}(t),$$

where the dissipation rate $\mathcal{D}_\mathcal{E}(t)$ is given by

$$\mathcal{D}_\mathcal{E}(t) := \int_{\mathbb{T}} |\partial_\vartheta \xi[\rho]|^2 \rho d\vartheta.$$

Proof. A straightforward computation yields

$$\frac{d}{dt} \mathcal{E}(t) = - \int_{\mathbb{T}} (K(W \star \rho) - D \log \rho) \partial_t \rho d\vartheta = - \int_{\mathbb{T}} \xi[\rho] \partial_t \rho d\vartheta = - \int_{\mathbb{T}} |\partial_\vartheta \xi[\rho]|^2 \rho d\vartheta.$$

□

We next provide the monotonicity of the order parameter for the identical case.

Lemma 2.3. *Let ρ be a smooth solution to the equation (1.6) with $g = \delta_0$. Then we have*

$$\dot{r} = Kr \int_{\mathbb{T}} \sin^2(\varphi - \vartheta) \rho d\vartheta - Dr.$$

In particular, if the strength of noise D is strong enough such that $D \geq K$, then $\dot{r} \leq 0$ for all $t \geq 0$.

Proof. By definition of the order parameter r , we get

$$\dot{r} = \dot{\varphi} \int_{\mathbb{T}} \sin(\vartheta - \varphi) \rho(\vartheta, t) d\vartheta + \int_{\mathbb{T}} \cos(\vartheta - \varphi) \partial_t \rho(\vartheta, t) d\vartheta = I_1 + I_2,$$

where I_1 vanishes since

$$I_1 = \frac{\dot{\varphi}}{r} \int_{\mathbb{T} \times \mathbb{T}} \sin(\vartheta - \vartheta_*) \rho(\vartheta, t) \rho(\vartheta_*, t) d\vartheta d\vartheta_* = 0.$$

For the estimate of I_2 , we find

$$\begin{aligned} I_2 &= \int_{\mathbb{T}} \cos(\vartheta - \varphi) (D\partial_{\vartheta}^2 \rho - \partial_{\vartheta}(u[\rho]\rho)) d\vartheta = -D \int_{\mathbb{T}} \cos(\vartheta - \varphi) \rho d\vartheta - \int_{\mathbb{T}} \sin(\vartheta - \varphi) u[\rho] \rho d\vartheta \\ &= -Dr + K \int_{\mathbb{T}} \sin^2(\vartheta - \varphi) \rho d\vartheta. \end{aligned}$$

Combining the above two estimates concludes the desired result. \square

Before passing to the construction of numerical methods the following remark should be made.

Remark 2.5. *Several works for the continuum Kuramoto model are based on the g -weighted kinetic density $f(\vartheta, \omega, t) := \rho(\vartheta, \omega, t)g(\omega)$ (see [11] for example). In this way, one can rewrite the Kuramoto model (1.6) as*

$$\begin{aligned} \partial_t f + \partial_{\vartheta}(v[f]f) &= D\partial_{\vartheta}^2 f, \quad \text{with } f(\vartheta, \omega, t) = \rho(\vartheta, \omega, t)g(\omega) \\ v[f](\vartheta, \omega, t) &= \omega - K \int_{\mathbb{T} \times \mathbb{R}} \sin(\vartheta - \vartheta_*) f(\vartheta_*, \omega, t) d\vartheta_* d\omega. \end{aligned} \quad (2.4)$$

Note that the distribution of the natural frequencies is now given by

$$g(\omega) = \int_{\mathbb{T}} f(\vartheta, \omega, t) d\vartheta. \quad (2.5)$$

Even if, in the continuation, we will use the form (1.6) for the construction of our structure preserving numerical methods, they can be easily reformulated to the form (2.4). In Section 4 we will show both $\rho(\vartheta, \omega, t)$ and $f(\vartheta, \omega, t)$ in some numerical tests.

3. STRUCTURE PRESERVING METHODS

The goal now is to propose finite volume numerical schemes preserving the structure of gradient flow to the case of identical oscillators and that are generalizable for oscillators with natural frequencies given by a distribution function $g(w)$. To start with, from (2.1) and (1.6), it follows that the density ρ satisfies the following continuity equation

$$\partial_t \rho = \partial_{\vartheta} F[\rho], \quad (3.1)$$

with

$$F[\rho] = D\partial_{\vartheta} \rho - u\rho, \quad u = \omega + Kr \sin(\varphi - \vartheta). \quad (3.2)$$

3.1. Semi-discrete structure preserving schemes. Inspired by [15, 16, 20, 40, 45], we construct a discrete numerical scheme in the variable ϑ for the above equation as follows. For $i = 1, \dots, N$, we first introduce an uniform spatial grid $\vartheta_i \in \mathbb{T}$ such that $\vartheta_{i+1} - \vartheta_i = \Delta\vartheta$ and $\vartheta_{N+k} = \vartheta_k$ for $k \in \mathbb{R}$. Without loss of generality, we set $\vartheta_{1/2} = \vartheta_{N+1/2} = 0 \equiv 2\pi$, and we then define

$$\rho_i(\omega, t) := \frac{1}{\Delta\vartheta} \int_{\vartheta_{i-1/2}}^{\vartheta_{i+1/2}} \rho(\vartheta, \omega, t) d\vartheta.$$

We consider the following approximations for (3.1)

$$\frac{d}{dt} \rho_i(\omega, t) = \frac{F_{i+1/2}[\rho](\omega, t) - F_{i-1/2}[\rho](\omega, t)}{\Delta\vartheta} \quad \text{for } i = 1, \dots, N, \quad (3.3)$$

where the numerical flux function $F_{i\pm 1/2}[\rho](\omega, t)$ is given by

$$F_{i+1/2}[\rho](\omega, t) := D \frac{\rho_{i+1} - \rho_i}{\Delta\vartheta} - u_{i+1/2} \tilde{\rho}_{i+1/2}, \quad (3.4)$$

with

$$u_{i+1/2}(\omega, t) := \frac{1}{\Delta\vartheta} \int_{\vartheta_i}^{\vartheta_{i+1}} u(\vartheta, \omega, t) d\vartheta, \quad \tilde{\rho}_{i+1/2} := (1 - \delta_{i+1/2})\rho_{i+1} + \delta_{i+1/2}\rho_i,$$

and

$$u(\vartheta, \omega, t) = \omega + K \Delta\vartheta \sum_{j=1}^N \sin(\vartheta_j - \vartheta) \int_{\mathbb{R}} \rho_j(\omega_*, t) g(\omega_*) d\omega_*. \quad (3.5)$$

As in [20, 40] a suitable choice of the weight functions $\delta_{i+1/2}$ yields a method that maintains nonnegativity of the solution (without restrictions on $\Delta\vartheta$) and preserves the steady state of the system with arbitrary order of accuracy. We will refer to the schemes obtained in this way as Chang-Cooper type schemes [20].

First, observe that when the numerical flux (3.4) vanishes we get

$$\frac{\rho_{i+1}}{\rho_i} = \frac{\frac{D}{\Delta\vartheta} + \delta_{i+1/2} u_{i+1/2}}{\frac{D}{\Delta\vartheta} - (1 - \delta_{i+1/2}) u_{i+1/2}}. \quad (3.6)$$

Similarly, if we consider the exact flux (3.2), by imposing $F[\rho] \equiv 0$, we have

$$D \partial_{\vartheta} \rho = u \rho.$$

Integrating the above equation on the cell $[\vartheta_i, \vartheta_{i+1}]$ we get

$$\int_{\vartheta_i}^{\vartheta_{i+1}} \frac{1}{\rho} \partial_{\vartheta} \rho d\vartheta = \int_{\vartheta_i}^{\vartheta_{i+1}} \frac{u}{D} d\vartheta,$$

which gives

$$\frac{\rho_{i+1}}{\rho_i} = \exp \left\{ \frac{\Delta\vartheta}{D} u_{i+1/2} \right\}. \quad (3.7)$$

Therefore, by equating (3.6) and (3.7) we recover

$$\delta_{i+1/2} = \frac{1}{\xi_{i+1/2}} + \frac{1}{1 - \exp(\xi_{i+1/2})} \quad \text{with} \quad \xi_{i+1/2} = -\frac{\Delta\vartheta}{D} u_{i+1/2}. \quad (3.8)$$

We can state the following.

Proposition 3.1. *The numerical flux function (3.4) with $\delta_{i+1/2}$ defined by (3.8) vanishes when the corresponding flux (3.2) is equal to zero over the cell $[\vartheta_i, \vartheta_{i+1}]$. Moreover, the nonlinear weight functions $\delta_{i+1/2}$ defined by (3.8) are such that $0 < \delta_{i+1/2} < 1$.*

Proof. The latter result follows from the simple inequality $\exp(x) \geq 1 + x$. \square

Remark 3.1. *Since*

$$r \cos(\varphi - \vartheta_i) = \Delta\vartheta \sum_{j=1}^N \cos(\vartheta_j - \vartheta_i) \int_{\mathbb{R}} \rho_j(\omega, t) g(\omega) d\omega,$$

we get

$$\begin{aligned} u_{i+1/2}(\omega, t) &= \omega + K \sum_{j=1}^N (\cos(\vartheta_j - \vartheta_{i+1}) - \cos(\vartheta_j - \vartheta_i)) \int_{\mathbb{R}} \rho_j(\omega, t) g(\omega) d\omega \\ &= \omega + \frac{Kr}{\Delta\vartheta} (\cos(\varphi - \vartheta_{i+1}) - \cos(\varphi - \vartheta_i)). \end{aligned}$$

On the other hand, the above expression for $u_{i+1/2}$ is not that useful in practice since it contains r which depends on ρ . Thus, it would be more technically useful to write

$$\begin{aligned} u_{i+1/2}(\omega, t) &= \omega + 2K \sin(\Delta\vartheta) \sum_{j=1}^N \sin(\vartheta_j - \vartheta_{i+1/2}) \int_{\mathbb{R}} \rho_j(\omega, t) g(\omega) d\omega \\ &= \omega + 2K \sin(\Delta\vartheta) \left(\cos(\vartheta_{i+1/2}) \sum_{j=1}^N \rho_j^s(t) - \sin(\vartheta_{i+1/2}) \sum_{j=1}^N \rho_j^c(t) \right), \end{aligned} \quad (3.9)$$

where we set

$$\rho_j^s(t) := \sin(\vartheta_j) \int_{\mathbb{R}} \rho_j(\omega, t) g(\omega) d\omega \quad \text{and} \quad \rho_j^c(t) := \cos(\vartheta_j) \int_{\mathbb{R}} \rho_j(\omega, t) g(\omega) d\omega.$$

Remark 3.2. *The resulting scheme is second order accurate in $\Delta\vartheta$ for $D > 0$, and degenerate to simple first order upwinding in the limit case $D = 0$. In fact, it is immediate to show that as $D \rightarrow 0$ we obtain the weights*

$$\delta_{i+1/2} = \begin{cases} 0, & u_{i+1/2} < 0, \\ 1, & u_{i+1/2} > 0. \end{cases}$$

In the lemma below, we show that the numerical scheme conserves the mass.

Lemma 3.1. *Consider the numerical scheme (3.3). Then we have*

$$\frac{d}{dt} \sum_{i=1}^N \rho_i(\omega, t) = 0 \quad \text{for } (\omega, t) \in \mathbb{R} \times \mathbb{R}_+.$$

Proof. It follows from the periodicity of domain that

$$\rho_{N+1} = \rho_1 \quad \text{and} \quad \rho_N = \rho_0. \quad (3.10)$$

Similarly, we get $u_{N+1/2} = u_{1/2}$ and subsequently this implies $\xi_{N+1/2} = \xi_{1/2}$, $\delta_{N+1/2} = \delta_{1/2}$, and $\tilde{\rho}_{N+1/2} = \tilde{\rho}_{1/2}$. From the above properties, we can easily obtain

$$F_{N+1/2}[\rho](\omega, t) = F_{1/2}[\rho](\omega, t) \quad \text{for } (\omega, t) \in \mathbb{R} \times \mathbb{R}_+.$$

This, together with the following straightforward computation

$$\begin{aligned} \frac{d}{dt} \sum_{i=1}^N \rho_i(\omega, t) &= \frac{1}{\Delta\vartheta} \sum_{i=1}^N (F_{i+1/2}[\rho](\omega, t) - F_{i-1/2}[\rho](\omega, t)) \\ &= \frac{1}{\Delta\vartheta} (F_{N+1/2}[\rho](\omega, t) - F_{1/2}[\rho](\omega, t)) = 0, \end{aligned}$$

gives the desired result. \square

We next provide the positivity preservation whose proof can be obtained by using almost same argument as in [40, Proposition 1]. However, for the completeness of this work, we sketch the proof in the proposition below. For this, we introduce the time discretization $t^n = n\Delta t$ with $\Delta t > 0$ and $n \in \mathbb{N}_0$ and consider the following forward Euler method

$$\rho_i^{n+1}(\omega, t) = \rho_i^n(\omega, t) + \Delta t \frac{F_{i+1/2}^n[\rho](\omega, t) - F_{i-1/2}^n[\rho](\omega, t)}{\Delta\vartheta} \quad \text{for } i = 1, \dots, N, \quad (3.11)$$

where

$$F_{i+1/2}^n[\rho](\omega, t) := D \frac{\rho_{i+1}^n - \rho_i^n}{\Delta\vartheta} - u_{i+1/2}^n \tilde{\rho}_{i+1/2}^n.$$

Proposition 3.2. *Suppose that g is compactly supported and the time step Δt satisfies*

$$\Delta t \leq \frac{(\Delta\vartheta)^2}{2(C_0\Delta\vartheta + D)} \quad \text{where } C_0 = |\text{supp}(g)| + K.$$

Then the explicit scheme (3.21) preserves nonnegativity, i.e., $\rho_i^{n+1} \geq 0$ if $\rho_i^n \geq 0$ for $i = 1, \dots, N$.

Proof. It follows from (3.21) that

$$\begin{aligned} &F_{i+1/2}^n[\rho](\omega, t) - F_{i-1/2}^n[\rho](\omega, t) \\ &= \rho_{i+1}^n \left(\frac{D}{\Delta\vartheta} - u_{i+1/2}^n (1 - \delta_{i+1/2}^n) \right) + \rho_i^n \left(u_{i-1/2}^n (1 - \delta_{i-1/2}^n) - u_{i+1/2}^n \delta_{i+1/2}^n - \frac{2D}{\Delta\vartheta} \right) \\ &\quad + \rho_{i-1}^n \left(\frac{D}{\Delta\vartheta} + u_{i-1/2}^n \delta_{i-1/2}^n \right). \end{aligned}$$

On the other hand, we easily find

$$\frac{D}{\Delta\vartheta} - u_{i+1/2}^n (1 - \delta_{i+1/2}^n) = \frac{D\xi_{i+1/2}}{\Delta\vartheta} \left(1 - \frac{1}{1 - \exp(\xi_{i+1/2})} \right) \geq 0,$$

due to $x(1 - (1 - e^x)^{-1}) \geq 0$ for $x \in \mathbb{R}$. Similarly, we get

$$\frac{D}{\Delta\vartheta} + u_{i-1/2}^n \delta_{i-1/2}^n = \frac{D}{\Delta\vartheta} \left(\frac{\xi_{i-1/2}}{\exp(\xi_{i-1/2}) - 1} \right) \geq 0.$$

We also notice that

$$\begin{aligned} \max_{0 \leq i \leq N} \left| u_{i-1/2}^n (1 - \delta_{i-1/2}^n) - u_{i+1/2}^n \delta_{i+1/2}^n - \frac{2D}{\Delta\vartheta} \right| &\leq \max_{0 \leq i \leq N} (|u_{i+1/2}^n| + |u_{i-1/2}^n|) + \frac{2D}{\Delta\vartheta} \\ &\leq 2 \left(|\text{supp}(g)| + K + \frac{D}{\Delta\vartheta} \right). \end{aligned}$$

This, together with the property of convex combination, yields that the nonnegativity is preserved if the time step Δt satisfies

$$\Delta t \leq \frac{\Delta \vartheta}{2(|\text{supp}(g)| + K + D/\Delta \vartheta)}.$$

□

Remark 3.3. The parabolic stability restriction $\Delta t = \mathcal{O}(\Delta \vartheta^2)$ which appears in Proposition 3.2 can be avoided if we use a semi-implicit scheme as in [40]. To be more precise, let us consider

$$\rho_i^{n+1}(\omega, t) = \rho_i^n(\omega, t) + \Delta t \frac{\hat{F}_{i+1/2}^{n+1}[\rho](\omega, t) - \hat{F}_{i-1/2}^{n+1}[\rho](\omega, t)}{\Delta \vartheta} \quad \text{for } i = 1, \dots, N, \quad (3.12)$$

where

$$\hat{F}_{i+1/2}^{n+1}[\rho](\omega, t) := D \frac{\rho_{i+1}^{n+1} - \rho_i^{n+1}}{\Delta \vartheta} - u_{i+1/2}^n \left((1 - \delta_{i+1/2}^n) \rho_{i+1}^{n+1} + \delta_{i+1/2}^n \rho_i^{n+1} \right).$$

It follows from (3.12) that

$$\begin{aligned} \rho_i^n &= -\frac{\Delta t}{\Delta \vartheta} \left(u_{i-1/2}^n \delta_{i-1/2}^n + \frac{D}{\Delta \vartheta} \right) \rho_{i-1}^{n+1} \\ &\quad + \left(1 - \frac{\Delta t}{\Delta \vartheta} \left(u_{i-1/2}^n (1 - \delta_{i-1/2}^n) - u_{i+1/2}^n \delta_{i+1/2}^n - \frac{2D}{\Delta \vartheta} \right) \right) \rho_i^{n+1} \\ &\quad + \frac{\Delta t}{\Delta \vartheta} \left(\frac{D}{\Delta \vartheta} - (1 - \delta_{i+1/2}^n) u_{i+1/2}^n \right) \rho_{i+1}^{n+1} \\ &=: A_i^n \rho_{i-1}^{n+1} + B_i^n \rho_i^{n+1} + C_i^n \rho_{i+1}^{n+1}, \end{aligned}$$

for $i = 1, \dots, N$. We then define a matrix $M^n \in \mathbb{R}^N \times \mathbb{R}^N$ by

$$M^n = \begin{pmatrix} B_1^n & C_1^n & 0 & \dots & \dots & 0 & A_1^n \\ A_2^n & B_2^n & C_2^n & 0 & \dots & \dots & 0 \\ 0 & A_3^n & B_3^n & C_3^n & \ddots & & \vdots \\ \vdots & \ddots & \ddots & \ddots & \ddots & \ddots & \vdots \\ \vdots & & \ddots & \ddots & \ddots & \ddots & 0 \\ 0 & \dots & \dots & 0 & A_{N-1}^n & B_{N-1}^n & C_{N-1}^n \\ C_N^n & 0 & \dots & \dots & 0 & A_N^n & B_N^n \end{pmatrix}.$$

If we denote $\bar{\rho}^n = (\rho_1^n, \rho_2^n, \dots, \rho_N^n) \in \mathbb{R}^N$, we obtain

$$M^n \bar{\rho}^{n+1} = \bar{\rho}^n, \quad \text{i.e.,} \quad \sum_{j=1}^N M_{ij}^n \rho_j^{n+1} = \rho_i^n \quad \text{for } i = 1, \dots, N.$$

Thus, the matrix M^n is invertible and we have

$$\bar{\rho}^{n+1} = (M^n)^{-1} \bar{\rho}^n.$$

Then, by the same arguments as in [40], if the time step Δt satisfies

$$\Delta t < \frac{\Delta \vartheta}{2C_0}, \quad (3.13)$$

where $C_0 > 0$ appeared in Proposition 3.2, then the semi-implicit scheme (3.12) preserves the nonnegativity. It is also clear that that scheme (3.12) conserves the mass.

3.2. Discrete free energy dissipation. Next, we present the discrete free energy estimate for the case of identical oscillators. Set

$$\mathcal{E}_\Delta(t) := -\frac{\Delta\vartheta}{2} \sum_{i=1}^N \left(K\Delta\vartheta \sum_{j=1}^N \cos(\vartheta_j - \vartheta_i) \rho_i \rho_j - D \rho_i \log \rho_i \right).$$

Taking the time derivative to $\mathcal{E}_\Delta(t)$ gives

$$\frac{d}{dt} \mathcal{E}_\Delta(t) = -\Delta\vartheta \sum_{i=1}^N \xi_i[\rho] \frac{d\rho_i}{dt} := -\Delta\vartheta \sum_{i=1}^N \left(K\Delta\vartheta \sum_{j=1}^N \cos(\vartheta_j - \vartheta_i) \rho_j - D \log \rho_i \right) \frac{d\rho_i}{dt}.$$

Note that $\xi_1[\rho] = \xi_{N+1}[\rho]$ due to (3.10). This together with (3.3) yields

$$\begin{aligned} \frac{d}{dt} \mathcal{E}_\Delta(t) &= - \sum_{i=1}^N \xi_i[\rho](t) (F_{i+1/2}[\rho](t) - F_{i-1/2}[\rho](t)) \\ &= - \sum_{i=1}^N (\xi_i[\rho](t) - \xi_{i+1}[\rho](t)) F_{i+1/2}[\rho](t). \end{aligned} \quad (3.14)$$

On the other hand, it follows from Remark 3.1 that

$$u_{i+1/2} = \frac{1}{\Delta\vartheta} (\xi_{i+1}[\rho](t) - \xi_i[\rho](t)) + \frac{D}{\Delta\vartheta} \log \frac{\rho_{i+1}}{\rho_i}.$$

Thus we get

$$F_{i+1/2}[\rho] = \frac{D}{\Delta\vartheta} \left(\rho_{i+1} - \rho_i - \tilde{\rho}_{i+1/2} \log \frac{\rho_{i+1}}{\rho_i} \right) - \frac{1}{\Delta\vartheta} (\xi_{i+1}[\rho](t) - \xi_i[\rho](t)) \tilde{\rho}_{i+1/2}. \quad (3.15)$$

We then combine (3.14) and (3.15) to find

$$\begin{aligned} \frac{d}{dt} \mathcal{E}_\Delta(t) &= -\frac{1}{\Delta\vartheta} \sum_{i=1}^N (\xi_i[\rho](t) - \xi_{i+1}[\rho](t))^2 \tilde{\rho}_{i+1/2}(t) \\ &\quad - \frac{D}{\Delta\vartheta} \sum_{i=1}^N (\xi_i[\rho](t) - \xi_{i+1}[\rho](t)) \left(\rho_{i+1}(t) - \rho_i(t) - \tilde{\rho}_{i+1/2}(t) \log \frac{\rho_{i+1}}{\rho_i} \right). \end{aligned}$$

We notice that if $\tilde{\rho}_{i+1/2}$ is given through the following relation

$$\rho_{i+1}(t) - \rho_i(t) - \tilde{\rho}_{i+1/2}(t) \log \frac{\rho_{i+1}}{\rho_i} = 0, \quad (3.16)$$

we have the discrete dissipation of free energy estimate, however, this is not the case for

$$\tilde{\rho}_{i+1/2} = (1 - \delta_{i+1/2})\rho_{i+1} + \delta_{i+1/2}\rho_i,$$

with $\delta_{i+1/2}$ defined by (3.8). On the other hand, if we choose [16, 40]

$$\tilde{\rho}_{i+1/2}^E = (1 - \delta_{i+1/2}^E)\rho_{i+1} + \delta_{i+1/2}^E \rho_i \quad \text{with} \quad \delta_{i+1/2}^E = \frac{\rho_{i+1}}{\rho_{i+1} - \rho_i} + \frac{1}{\log \rho_i - \log \rho_{i+1}}, \quad (3.17)$$

then $\tilde{\rho}_{i+1/2}^E$ satisfies the relation (3.16), and subsequently this yields

$$\frac{d}{dt}\mathcal{E}_\Delta(t) = -\mathcal{D}_\Delta(t),$$

where the discrete dissipation rate $\mathcal{D}_\Delta(t)$ is given by

$$\mathcal{D}_\Delta(t) := \frac{1}{\Delta\vartheta} \sum_{i=1}^N (\xi_i[\rho](t) - \xi_{i+1}[\rho](t))^2 \tilde{\rho}_{i+1/2}^E(t). \quad (3.18)$$

Proposition 3.3. *Let us consider in (3.3) the numerical flux function*

$$F_{i+1/2}^E[\rho](\omega, t) := \left(\frac{D}{\Delta\vartheta} \log \frac{\rho_{i+1}}{\rho_i} - u_{i+1/2} \right) \tilde{\rho}_{i+1/2}^E, \quad (3.19)$$

with $\tilde{\rho}_{i+1/2}^E$ defined in (3.17). Then, we have the following semidiscrete free energy estimate

$$\frac{d}{dt}\mathcal{E}_\Delta(t) = -\mathcal{D}_\Delta(t), \quad t \geq 0,$$

with $\mathcal{D}_\Delta(t)$ given by (3.18).

Remark 3.4. *The weights defined by (3.17) are such that $0 < \delta_{i+1/2}^E < 1$, moreover, it is easy to verify that the numerical flux function (3.19) vanishes when the corresponding flux (3.2) is equal to zero over the cell $[\vartheta_i, \vartheta_{i+1}]$. On the other hand, nonnegativity of the solution, is satisfied only under more restrictive conditions. In fact, similar to central differences, we have a restriction on the mesh size $\Delta\vartheta$ which becomes prohibitive for small values of the diffusion function D . We refer to [40] for further details.*

3.3. Frequency discrete schemes. In order to derive fully discrete schemes we must discuss the discretization of the frequency variable $\omega \in \mathbb{R}$. Since, the computation of the order parameter and the flux function are obtained as integrals in ω with respect to the probability density $g(\omega)$ it is natural to consider Gaussian quadrature formulas based on orthogonal polynomials. This technique, which corresponds to a collocation method, was previously used for linear transport equation and semi-conductors models and is closely related to moment methods [23, 35, 37, 43]. Moreover, from the perspective of Proposition 2.2, we are approximating g by a suitable weighted average of Dirac Deltas at chosen frequencies as specified below.

Here, for reader's convenience, we recall some basic facts concerning orthogonal polynomials and Gaussian quadrature. Let us consider an orthogonal system of polynomials $\{H_n(\omega)\}_{n \in \mathbb{N}}$, with respect to the probability density function $g(\omega)$

$$\int_{\mathbb{R}} H_n(\omega) H_m(\omega) g(\omega) d\omega = c_n \delta_{mn}, \quad m, n \in \mathbb{N},$$

where δ_{mn} is the Kronecker delta and c_n are normalization constants

$$c_n = \int_{\mathbb{R}} H_n(\omega)^2 g(\omega) d\omega.$$

Of particular interest for applications to the Kuramoto system are the Legendre polynomials in the case of a uniform distribution of frequencies and the Hermite polynomials for normally distributed frequencies (see for example [48]). Now let ω_k , $k = 1, \dots, M$, be the zeros of

H_M and let $l_k(\cdot)$ be the $(M-1)$ th degree Lagrange polynomial through the nodes ω_k , $k = 1, \dots, M$. Therefore, the integrals $\rho_j^s(t)$ and $\rho_j^c(t)$ in (3.9) can be approximated taking

$$\int_{\mathbb{R}} \rho_j(\omega, t) g(\omega) d\omega \approx \sum_{k=1}^M \rho_j(\omega_k, t) g_k, \quad (3.20)$$

where the weights g_k are given by

$$g_k = \int_{\mathbb{R}} l_k(\omega) g(\omega) d\omega.$$

It is well-known that (3.20) becomes an equality if $\rho_j(\omega, t)$ is any polynomial of degree less than or equal to $2M-1$ in \mathbb{R} . Notice, as mentioned earlier, that for general $\rho_j(\omega, t)$, these formulas are equivalent to say that we approximate our frequency distribution by

$$g^M(\omega) = \sum_{k=1}^M g_k \delta_{\omega_k}.$$

The resulting numerical scheme for the Kuramoto model is therefore a collocation method of the form

$$\frac{d}{dt} \rho_i(\omega_k, t) = \frac{F_{i+1/2}[\rho](\omega_k, t) - F_{i-1/2}[\rho](\omega_k, t)}{\Delta \vartheta}, \quad i = 1, \dots, N, \quad (3.21)$$

where $F_{i+1/2}[\rho](\omega_k, t)$ are the numerical fluxes at the collocation points ω_k , $k = 1, \dots, M$ given by (3.4) for the Chang-Cooper type schemes or by (3.19) for the entropic schemes. Clearly, all the main physical properties discussed before, like non negativity and preservation of the steady states are maintained by the corresponding collocation scheme.

4. NUMERICAL EXAMPLES

In this section, we present several numerical experiments showing phase transitions of the order parameter r^∞ , which is defined by

$$r^\infty := \lim_{t \rightarrow \infty} r(t) = \lim_{t \rightarrow \infty} \left| \int_{\mathbb{T} \times \mathbb{R}} e^{i\vartheta} \rho(\vartheta, \Omega, t) g(\Omega) d\vartheta d\Omega \right|,$$

for the continuum Kuramoto equation (1.3) solved with the structure preserving introduced in Section 3. It is worth mentioning that the semi-implicit scheme described in Remark 3.3 requires the time step $\Delta t = \mathcal{O}(\Delta \vartheta)$, see (3.13) whereas the parabolic restriction $\Delta t = \mathcal{O}(\Delta \vartheta^2)$ is needed for the explicit scheme. For that reason, we employ the semi-implicit scheme to investigate the large time behavior of solutions numerically. We refer to this method as Implicit Structure Preserving (ISP) scheme. We only use the explicit scheme presented in Proposition 3.2, hereafter denoted as ESP scheme, for the time dependent solutions of ρ in Figures 1, 6, and 9 and since it provides second order accuracy in both t and ϑ . Of course, the stationary behavior is computed exactly by both methods. For comparison purposes we also compute a direct particle simulation of the noisy Kuramoto system where the diffusion part is solved using a standard random brownian motion [39]. We refer to this method as Particle Monte Carlo (PMC) scheme. In all the numerical results, thanks to their favorable stability properties, we used the Chang-Cooper type fluxes defined in (3.4) and (3.8). Analogous results are obtained using the fluxes in (3.19) and (3.17).

In all graphs in Figures 1, 9, 12, and 6, the black curves are the reference solutions obtained with $N = 510$ grid points.

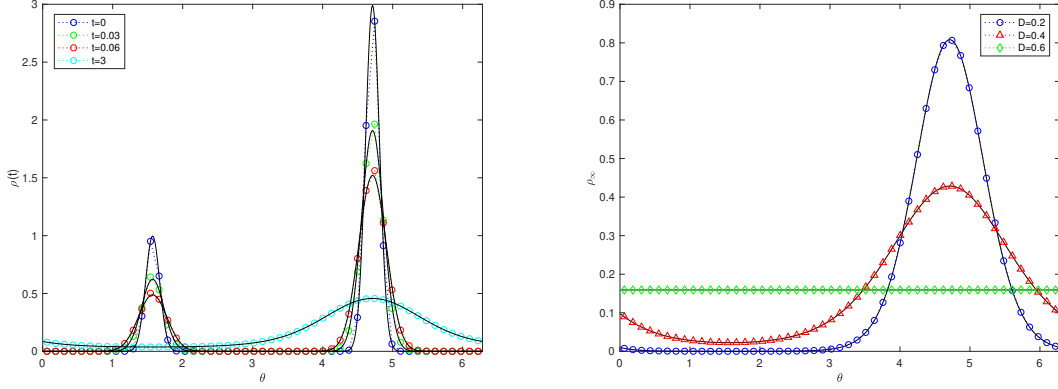


FIGURE 1. Time evolution of solution $\rho(t)$ with $K = 1$ and $D = 0.25$ with the ESP scheme and $N = 51$ (left). Different steady states ρ_∞ with $K = 1$ for various values of D with the ISP scheme and $N = 51$ (right).

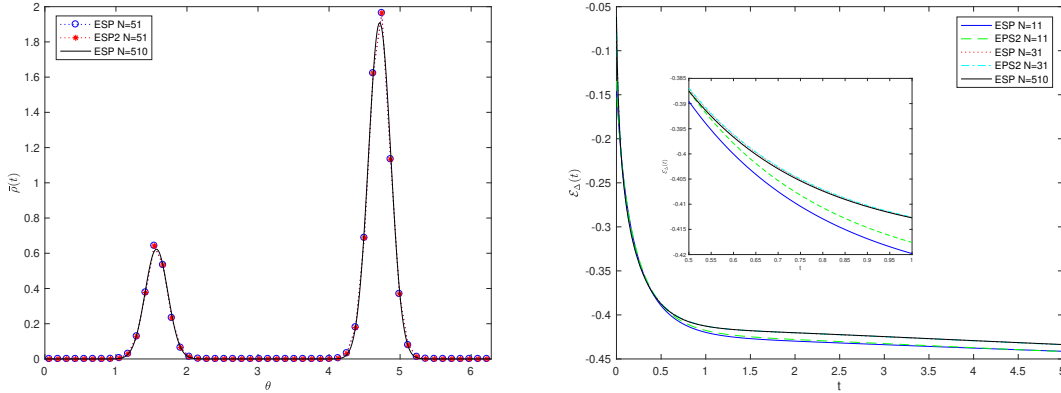


FIGURE 2. Comparison between fluxes with different $\delta_{i+1/2}$ (3.8) and (3.17), labelled ESP2, with $K = 1$, $D = 0.25$ and $N = 51$. Solution at $t = 0.03$ (left) and time evolution of free energies $\mathcal{E}_\Delta(t)$ using different meshes.

4.1. Identical Kuramoto oscillators. First, to test the validity of our method, we present numerical simulations for the identical Kuramoto oscillators with diffusion. It is known that the identical Kuramoto equation (1.6) with $g = \delta_0$ exhibits a phase transition at $K = K_c := 2D$, i.e., the oscillators become uniformly distributed which implies $r^\infty \equiv 0$ for $K \leq K_c$, on the other hand, for $K > K_c$ the oscillators converge to a phase-locked state which have a positive order parameter $r^\infty > 0$, see [1, 27, 28] for more discussion. In order to observe the phase transition, we consider as initial data a symmetric sum of two Gaussians:

$$\rho_0(\vartheta) = \frac{c_0}{\sqrt{2\pi\sigma}} \left(\rho^1 e^{-\frac{1}{2\sigma}(\vartheta - \frac{\pi}{2})} + \rho^2 e^{-\frac{1}{2\sigma}(\vartheta - \frac{3\pi}{2})} \right) \quad \text{with} \quad \rho^1 = 0.25, \quad \rho^2 = 0.75, \quad \sigma = 0.01,$$

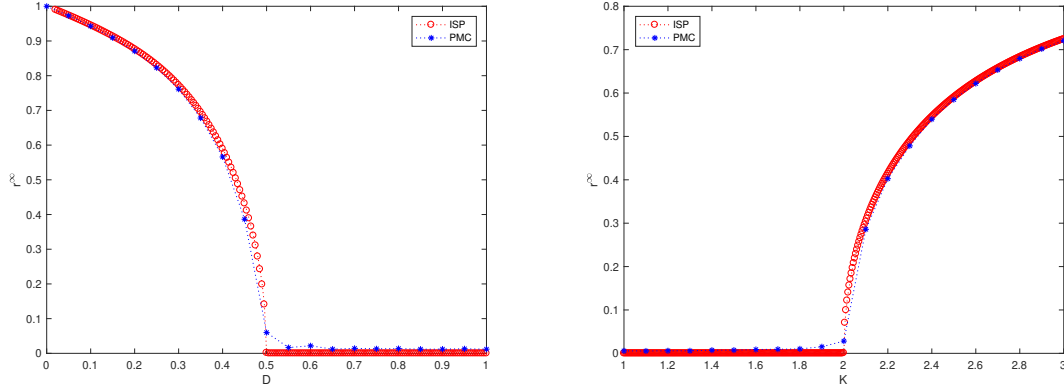


FIGURE 3. Evolution of the order parameter $r^\infty(D)$ for fixed $K = 1$ (left). Time evolution of solution $r^\infty(K)$ with $D = 1$ (right). The circles refer to the ESP scheme with $N = 50$ whereas the asterisks to the PMC method with 5×10^4 particles and 1000 averages.

where $c_0 > 0$ is fixed by the normalization, i.e.,

$$\int_{\mathbb{T}} \rho_0(\vartheta) d\vartheta = 1,$$

and the nodes ϑ_i , $i = 1, \dots, N$, are chosen equally spaced inside $[0, 2\pi]$.

Let us first fix the coupling strength $K = 1$ and vary the strength of the diffusion D . Note that, if we introduce a scaled time variable $\tau := Kt$, then the identical Kuramoto equation (1.6) with $g = \delta_0$ can be rewritten as

$$\partial_t \rho - \partial_\vartheta((\sin \star \rho)\rho) = \frac{D}{K} \partial_\vartheta^2 \rho.$$

This yields that if we fix the strength of noise D and varies the coupling strength K , then we get the opposite behavior of solutions.

In Figure 1, we show the time evolution of the solution ρ for $K = 1$ and $D = 0.25$ with $N = 51$ (left) and the steady states solutions ρ_∞ with different values of D and fixed $N = 51$ (right). We also compare the time evolution of solutions $\rho(t)$ with the two different numerical fluxes, (3.8) and (3.17), presented in Section 3.2 in Figure 2. As expected the two fluxes are in good agreement and provide essentially the same result. In the same figure, we show the time evolution of free energies with the two different fluxes. To emphasize the differences we used a very rough mesh with $N = 11$. They share the nonincreasing property of the free energy and converge to the same value as the mesh is refined.

Figure 3 (left) shows that there is a phase transition around $K_c = D = 1/2$ from coherent to incoherent states, see [1, 28] for detailed discussion on the critical value $K_c = D = 1/2$. We next fix the strength of noise $D = 1$ and varies the coupling strength K , and investigate the behavior of $r^\infty(K)$. As expected, the phase transition occurs at $K_c = 2D = 2$, see Figure 3 (right). In the pictures we took a mesh spacing of 0.01 for D and K , in both cases the structure preserving schemes are capable to capture very well the phase transition. As a comparison, we also report the results obtained with the PMC method on a mesh spacing of 0.1 in D and K , where $N_p = 5 \times 10^4$ particles and 1000 averages at the steady state are taken. It is clear, that a far superior accuracy can be obtained with the deterministic

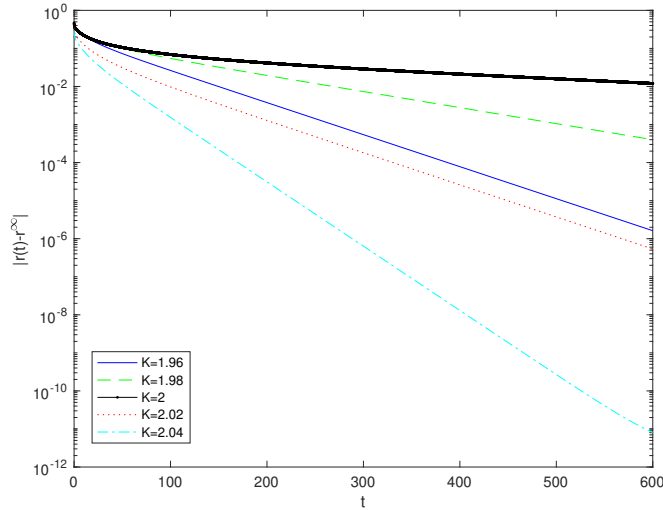


FIGURE 4. Time evolution of the log scale of the steady state $|r(t) - r^\infty|$ with different values of K . Here r^∞ is chosen as the value of the order parameter at the final time $T = 1200$. We observe the slowing down of the relaxation to the steady state near the critical coupling strength.

approach. Let us mention that, even if a careful comparison of the computational cost of the two approaches was outside of the scopes of the present manuscript (we did not try to optimize the coding), for the given parameters the overall computational cost of the PMC method was considerably larger than the ISP method. Beside the different cost of PMC due to the number of particles versus grid points: $O(N_p)$ for PMC and $O(N)$ for ISP for a single value of K ; we also observed that a smaller time step has to be used at the Monte Carlo level in order to achieve the desired accuracy.

Finally, let us comment that in order to speed up the computations with the deterministic scheme, we proceed by continuation forward or backward decreasing the value of D or K respectively and taking as initial seed the steady state of the previous computation. This numerical strategy is done in all reported cases of phase transitions below. Using as transition parameter K , when continuous phase transitions are expected, as it is the case for identical oscillators, our backward iterations were faster and more accurate to give the right transitions values. However, as we will see in Section 4.3, for discontinuous phase transitions, our forward iterations on K by continuation were more accurate. This procedure allows us to continue the bifurcation branches even if their stability basins are becoming very small near the critical order parameters K .

Lastly, we numerically investigate the long time behavior of the order parameter with different values of K in Figure 4 showing that the convergence to steady state gets slower and slower around the critical value $K = 2$. This critical slowdown of the convergence near the phase transition critical value is a well-known phenomenon, see [22] for instance. It is worth mentioning that in this case using an implicit method is of paramount importance since the explicit CFL condition is too restrictive for such a long time computation close to the critical value.

4.2. Nonidentical Kuramoto oscillators. Next, we numerically study the challenging case of the phase transition of the order parameter for nonidentical oscillators. For the initial data, similarly as before, we set

$$\rho_0(\vartheta, \omega) = \frac{c_0}{\sqrt{2\pi\sigma}} \left(\rho^1 e^{-\frac{1}{2\sigma}(\vartheta - \frac{\pi}{2})} + \rho^2 e^{-\frac{1}{2\sigma}(\vartheta - \frac{3\pi}{2})} \right) \quad \text{with} \quad \rho^1 = 0.25, \rho^2 = 0.75, \sigma = 0.1,$$

independently of the frequency value ω , where $c_0 > 0$ is again fixed by the normalization, and the nodes ϑ_i , $i = 1, \dots, N$, are taken equally spaced in $[0, 2\pi]$.

4.2.1. Uniform distribution. In this test case, as a function $g(\omega)$ for the natural frequencies, we consider the following uniform distribution centered about 0 with variance σ_g :

$$g(\omega) = \frac{1}{2\sqrt{3\sigma_g}} \mathbf{1}_{[-\sqrt{3\sigma_g}, \sqrt{3\sigma_g}]}(\omega), \quad \text{with} \quad \sigma_g = 0.1.$$

We discretize the velocity field using the nodes of the Gauss-Legendre quadrature approximation. In Figure 5, we again take $D = 0.5$, $N = 200$, $M = 10$ to investigate the phase transition of the order parameter $r^\infty(K)$ numerically. Note that in this case, the critical coupling strength $K_c(D)$ can be computed from the formula [44]

$$K_c(D) = 2 \left(\int_{\mathbb{R}} \frac{g(D\omega)}{\omega^2 + 1} d\omega \right)^{-1}. \quad (4.1)$$

The expression above is derived under the symmetry assumption on the distribution function g around its mean value. The critical coupling strength in our case is $K_c \approx 1.31836$. We took different mesh spacing in K , in the interval $[1.25, 1.45]$ we use a step of 0.005 whereas in $[1.31, 1.33]$ a step 5×10^{-4} . It is known that the order parameter $r^\infty(K)$ is proportional to $\sqrt{K - K_c}$ near and above the critical coupling strength, see [44] for instance. In order to confirm that numerically, in the small figure in Figure 5, we compare between $r^\infty(K)$ and $c\sqrt{K - K_c}$, where the constant c is computed by using the built-in *polyfit* MATLAB command. As a comparison, we also report the results obtained with the PMC method on a mesh spacing of 0.1 in K , where $N_p = 5 \times 10^5$ particles and 10000 averages at the steady state are taken. Even in the case of non identical oscillators, the deterministic ISP scheme, which has a cost of $O(MN)$ against $O(N_p)$ for a single value of K , was far more efficient than the corresponding PMC.

We also investigate the time evolution of the solution in Figure 6 (left) where we reported at various times the behavior of the average value of the solution

$$\bar{\rho}(\vartheta, t) := \int_{\mathbb{R}} \rho(\vartheta, \omega, t) g(\omega) d\omega,$$

for $N = 51$, $M = 10$, $K = 1$, and $D = 0.5$. The evolution of the averaged steady state $\bar{\rho}_\infty$ with $D = k/10$, $k = 1, \dots, 4$ is demonstrated in Figure 6 (right).

In Figure 7, we show the steady state for the density $\rho_\infty(\vartheta, \omega)$ for $D = 0.5$, $N = 100$, and $M = 30$ with different values of K . We choose $K = 0.5$, which is in the region of subcritical coupling strength and $K = 2$ in the region of supercritical one.

4.2.2. Gaussian distribution. Next, we choose the function $g(\omega)$ for the natural frequencies as the following Gaussian distribution centered in 0 with variance σ_g :

$$g(\omega) = \frac{1}{\sqrt{2\pi\sigma_g}} e^{-\frac{\omega^2}{2\sigma_g}} \quad \text{with} \quad \sigma_g = 0.1.$$

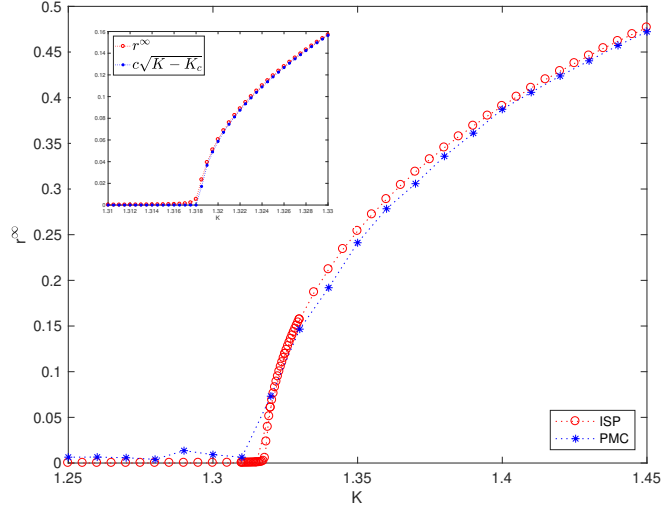


FIGURE 5. Uniform distribution case: phase transition of the order parameter $r^\infty(K)$. ISP scheme for $N = 200$, $M = 10$. PMC method with 5×10^5 particles and 10000 averages.

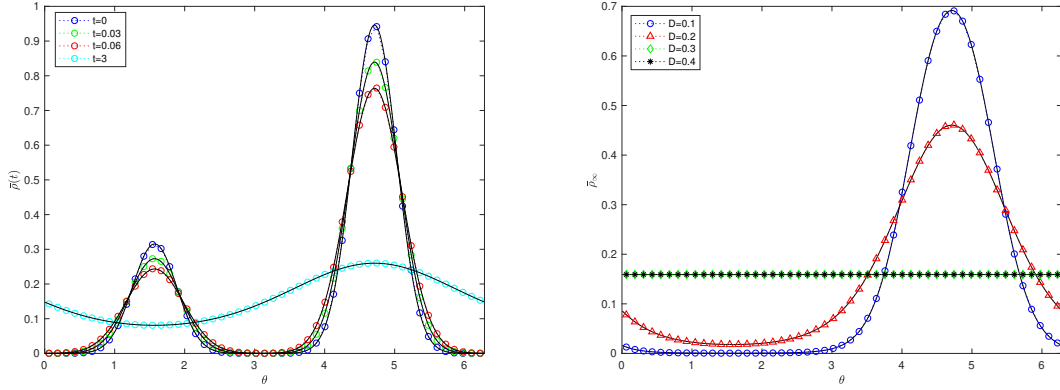


FIGURE 6. Uniform distribution: time evolution of the averaged solution $\bar{\rho}(t)$ with $N = 51$, $M = 10$, $K = 1$, and $D = 0.5$ (left). Evolution of the averaged steady state $\bar{\rho}_\infty$ with $N = 51$, $M = 10$, $K = 1$ with different values of D (right).

We compute the definite integral in the velocity field (1.3), see also (3.5), using the Gauss-Hermite quadrature approximation, therefore the M grid points for the natural frequencies corresponds to the nodes of such quadrature formula. In Figure 8, we take $D = 0.5$, $N = 200$, $M = 10$ to investigate the phase transition of the order parameter $r^\infty(K)$ numerically. As mentioned before, the formula for the critical coupling strength K_c in (4.1) is also valid in the Gaussian case, and it gives the value $K_c \simeq 1.26994$ in our setting. Similarly, we took a mesh spacing in K of 0.005 for the interval $[1.2, 1.4]$, and we took a finer spacing of 5×10^{-4} for the interval $[1.26, 1.28]$, where the phase transition of the

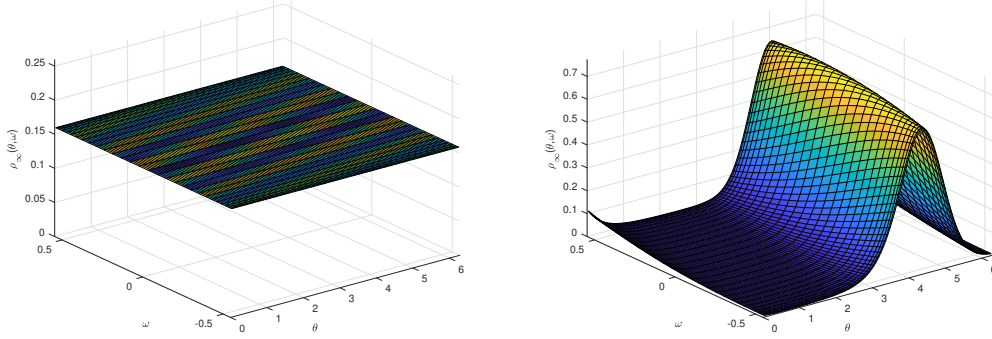


FIGURE 7. Uniform distribution: steady state for the density $\rho_\infty(\vartheta, \omega)$ with $N = 100$, $M = 30$ in the subcritical case with $K = 0.5$ and $D = 0.5$ (left) and in the supercritical case with $K = 2$ and $D = 0.5$ (right)

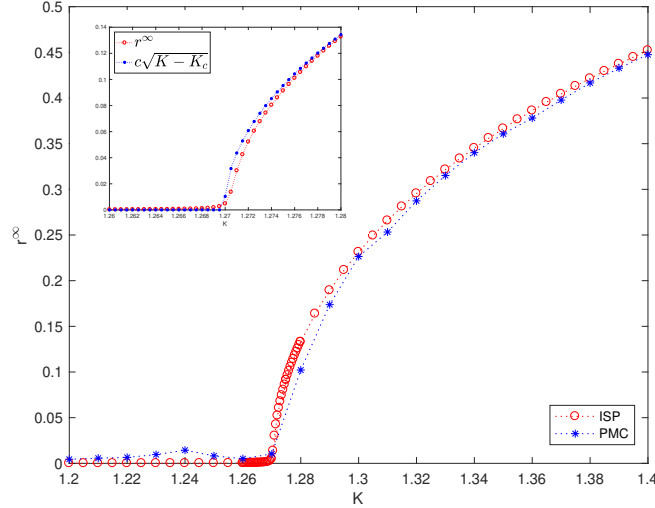


FIGURE 8. Gaussian distribution case: phase transition of the order parameter $r^\infty(K)$. ISP scheme for $N = 200$, $M = 10$. PMC method with 5×10^5 particles and 10000 averages.

order parameter is expected to happen. The comparison between $r^\infty(K)$ and $c\sqrt{K - K_c}$ is shown in the zoomed image in Figure 8. Again, we also report the results obtained with the PMC method on a mesh spacing of 0.1 in K , where 5×10^5 particles and 10000 averages at the steady state are taken. Next, in Figure 9 we plot the time evolution of $\bar{\rho}(t)$ and the evolution $\bar{\rho}_\infty(D)$ with different values of D .

Finally, in Figure 10, we show the steady state $\rho_\infty(\vartheta, \omega)$ and $f_\infty(\vartheta, \omega)$, which is the weighted kinetic density introduced in (2.4), for $K = 2$, $D = 0.5$, $N = 100$, and $M = 30$, where the coupling strength $K = 2$ lies in the region of supercritical coupling strength. Clearly, if the coupling strength K lies in the subcritical region, we have the constant state ρ_∞ as in the steady state of Figure 7 (left), so we omit the result.

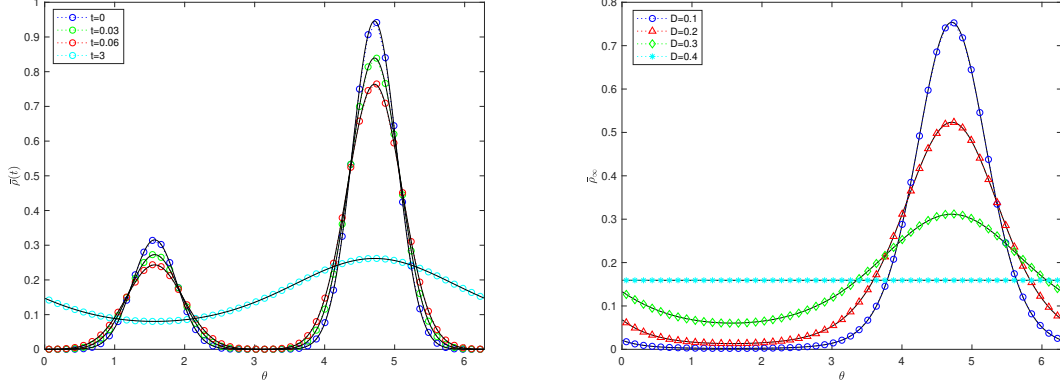


FIGURE 9. Gaussian distribution: time evolution of the averaged solution $\bar{\rho}(\cdot, t)$ with $N = 51$, $M = 10$, $K = 1$, and $D = 0.5$ (left). Evolution of the averaged steady state $\bar{\rho}_\infty$ with respect to $g(\omega)$ with $N = 51$, $M = 10$, $K = 1$ with different values of D (right).

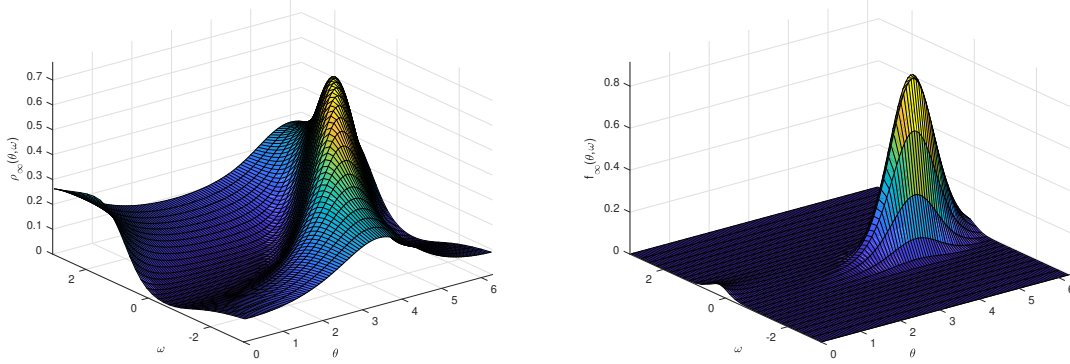


FIGURE 10. Gaussian distribution: steady state for the density $\rho_\infty(\vartheta, \omega)$ (left) and $f_\infty(\vartheta, \omega)$ (right) with $K = 2$ and $D = 0.5$.

4.3. Bimodal distribution. In the last example, we consider a double Gaussian (bimodal) distribution function $g(\omega)$ for the natural frequencies:

$$g(\omega) = \frac{1}{2\sqrt{2\pi}\sigma_g} e^{-\frac{(\omega-\mu)^2}{2\sigma_g^2}} + \frac{1}{2\sqrt{2\pi}\sigma_g} e^{-\frac{(\omega+\mu)^2}{2\sigma_g^2}} \quad \text{with} \quad \mu = \frac{\sqrt{2}+1}{4\sqrt{2}} \quad \sigma_g = 0.001.$$

Note that, in this case, it is observed that a discontinuous phase transition of the order parameter occurs, see [14, 21]. Similarly as before, we investigate this discontinuous phase transition $r^\infty(K)$ with $N = 200$, $M = 10$, and $D = 0.5$ in Figure 11. We took different mesh spacing in K , we use a step of 0.005 in the interval $[1.5, 2]$, a step of 0.0005 in the zoomed image in Figure 11. Again, we also put the PMC method result with a mesh spacing of 0.05 in the interval $[1.5, 2]$ and 0.002 in the zoomed image, where 5×10^4 particles and 10000 averages at the steady state are taken. The critical coupling strength K_c is given by $K_c \simeq 1.72584$. As mentioned before, in this bimodal case, the forward ISP method is capable

to describe very well the discontinuity in the phase transition. Note that, the backward ISP and the PMC methods fail to capture the correct jump location in the discontinuous phase transition. This might be due to the propagation of numerical errors leading to a jump outside the stability basin of the homogenous state that is getting smaller and smaller as one approaches from the left the critical value of K . This is a strong indication of hysteresis phenomena usually characteristic of discontinuous phase transitions since both the homogeneous state and the second bifurcating branch have small basins of attraction coexisting in a range of the order parameter K .

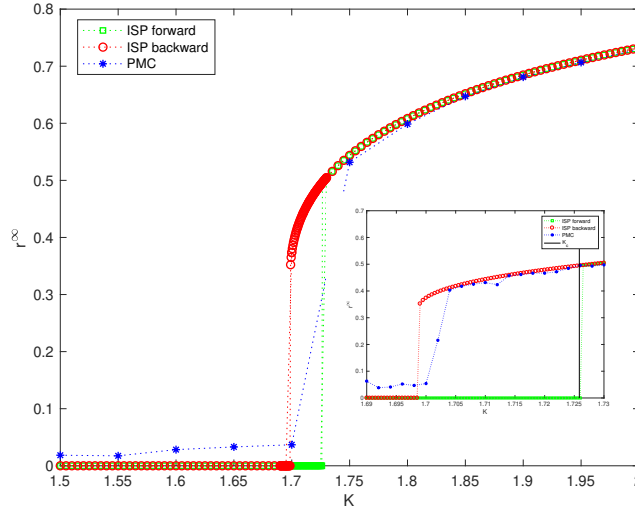


FIGURE 11. Bimodal distribution case: phase transition of the order parameter $r^\infty(K)$. ISP scheme for $N = 200$, $M = 10$. PMC method with 5×10^4 particles and 10000 averages.

Similarly as before, we also show the time evolution of $\bar{\rho}(t)$, the evolution $\bar{\rho}_\infty(D)$ with different values of D in Figure 12, and the steady states $\rho_\infty(\vartheta, \omega)$ and $f_\infty(\vartheta, \omega)$ for $K = 2$, $D = 0.5$, $N = 100$, and $M = 30$ in Figure 13. Note that it follows from Figure 11 that the value $K = 2$ lies in the region of supercritical coupling strength.

5. CONCLUSION

In this manuscript we focused our attention to the construction of effective numerical schemes for the solution of the continuum Kuramoto model with diffusion. For such system we introduce a discretization of the phase variable such that non negativity of the solution, physical conservations, asymptotic behavior and free energy dissipation are preserved at a discrete level. This approach is then coupled with a suitable collocation method for the frequency variable based on orthogonal polynomials with respect to the given frequency distribution. The method has been tested against the study of phase transitions in terms of the order parameter r^∞ as a function of K for $D > 0$. The numerical results agree very well with the theoretical basis, showing that the phase transition is continuous in the identical case and for Gaussian and uniformly coupled noisy oscillators [1], and discontinuous for bimodal distributions [14, 21]. Future research directions and extensions of the present

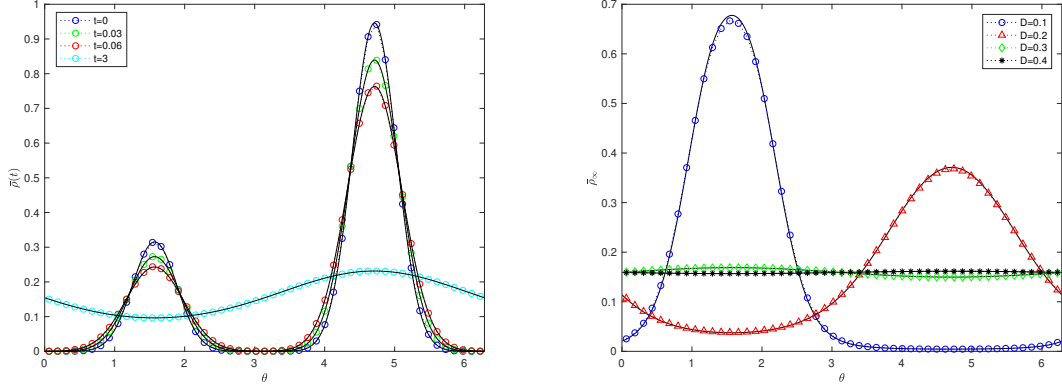


FIGURE 12. Bimodal distribution: time evolution of the averaged solution $\bar{\rho}(t)$ with $N = 51$, $M = 10$, $K = 1$, and $D = 0.5$ (left). Evolution of the averaged steady state $\bar{\rho}_\infty$ with $N = 51$, $M = 10$, $K = 1$ with different values of D (right).

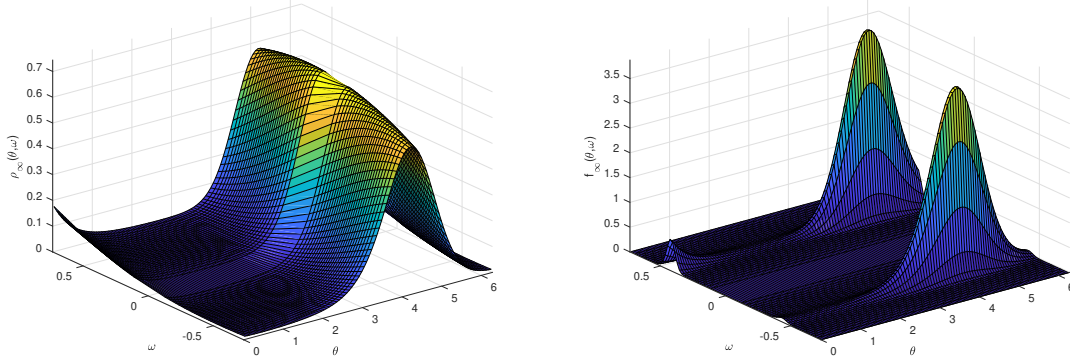


FIGURE 13. Bimodal distribution: steady state for the density $\rho_\infty(\vartheta, \omega)$ (left) and $f_\infty(\vartheta, \omega)$ (right) with $K = 2$ and $D = 0.5$.

approach will consider the case of the Kuramoto model with a second harmonic in the interaction term and the case of the Kuramoto model with inertia [1, 8].

ACKNOWLEDGMENTS

JAC was partially supported by the EPSRC grant number EP/P031587/1. YPC was supported by National Research Foundation of Korea (NRF) grant funded by the Korea government (MSIP) (No. 2017R1C1B2012918 and 2017R1A4A1014735) and POSCO Science Fellowship of POSCO TJ Park Foundation. LP acknowledges the support of Imperial College London thanks to the Nelder visiting fellowship. The authors warmly thank Professor Julien Barré and Guy Métivier for helpful discussions and valuable comments.

REFERENCES

- [1] J. A. Acebrón, L. L. Bonilla, C. J. Pérez Vicente, F. Ritort, and R. Spigler. The kuramoto model: A simple paradigm for synchronization phenomena. *Rev. Mod. Phys.*, 77:137–185, Apr 2005.
- [2] H. Araki, editor. *International Symposium on Mathematical Problems in Theoretical Physics*. Springer-Verlag, Berlin-New York, 1975. Held at Kyoto University, Kyoto, January 23–29, 1975, Lecture Notes in Physics, 39.
- [3] N. J. Balmforth and R. Sassi. A shocking display of synchrony. *Phys. D*, 143(1-4):21–55, 2000.
- [4] A. B. T. Barbaro, J. A. Cañizo, J. A. Carrillo, and P. Degond. Phase transitions in a kinetic flocking model of Cucker-Smale type. *Multiscale Model. Simul.*, 14(3):1063–1088, 2016.
- [5] A. B. T. Barbaro and P. Degond. Phase transition and diffusion among socially interacting self-propelled agents. *Discrete Contin. Dyn. Syst. Ser. B*, 19(5):1249–1278, 2014.
- [6] J. Barré, J. A. Carrillo, P. Degond, D. Peurichard, and E. Zatorska. Particle interactions mediated by dynamical networks: Assessment of macroscopic descriptions. *Journal of Nonlinear Science*, 28(1):235–268, Feb 2018.
- [7] J. Barré, P. Degond, and E. Zatorska. Kinetic theory of particle interactions mediated by dynamical networks. *Multiscale Model. Simul.*, 15(3):1294–1323, 2017.
- [8] J. Barré and D. Métivier. Bifurcations and singularities for coupled oscillators with inertia and frustration. *Phys. Rev. Lett.*, 117:214102, Nov 2016.
- [9] L. Basnarkov and V. Urumov. Phase transitions in the kuramoto model. *Phys. Rev. E*, 76:057201, Nov 2007.
- [10] L. Basnarkov and V. Urumov. Kuramoto model with asymmetric distribution of natural frequencies. *Phys. Rev. E*, 78:011113, Jul 2008.
- [11] D. Benedetto, E. Caglioti, and U. Montemagno. On the complete phase synchronization for the Kuramoto model in the mean-field limit. *Commun. Math. Sci.*, 13(7):1775–1786, 2015.
- [12] M. Bessemoulin-Chatard and F. Filbet. A finite volume scheme for nonlinear degenerate parabolic equations. *SIAM J. Sci. Comput.*, 34(5):B559–B583, 2012.
- [13] F. Bolley, J. A. Cañizo, and J. A. Carrillo. Stochastic mean-field limit: non-Lipschitz forces and swarming. *Math. Models Methods Appl. Sci.*, 21(11):2179–2210, 2011.
- [14] L. L. Bonilla, J. C. Neu, and R. Spigler. Nonlinear stability of incoherence and collective synchronization in a population of coupled oscillators. *J. Statist. Phys.*, 67(1-2):313–330, 1992.
- [15] C. Buet, S. Cordier, and V. Dos Santos. A conservative and entropy scheme for a simplified model of granular media. *Transport Theory Statist. Phys.*, 33(2):125–155, 2004.
- [16] C. Buet and S. Dellacherie. On the Chang and Cooper scheme applied to a linear Fokker-Planck equation. *Commun. Math. Sci.*, 8(4):1079–1090, 2010.
- [17] J. A. Cañizo, J. A. Carrillo, and J. Rosado. A well-posedness theory in measures for some kinetic models of collective motion. *Math. Models Methods Appl. Sci.*, 21(3):515–539, 2011.
- [18] J. A. Carrillo, A. Chertock, and Y. Huang. A finite-volume method for nonlinear nonlocal equations with a gradient flow structure. *Commun. Comput. Phys.*, 17(1):233–258, 2015.
- [19] J. A. Carrillo, Y.-P. Choi, S.-Y. Ha, M.-J. Kang, and Y. Kim. Contractivity of transport distances for the kinetic Kuramoto equation. *J. Stat. Phys.*, 156(2):395–415, 2014.
- [20] J. Chang and G. Cooper. A practical difference scheme for fokker-planck equations. *Journal of Computational Physics*, 6(1):1 – 16, 1970.
- [21] J. D. Crawford. Amplitude expansions for instabilities in populations of globally-coupled oscillators. *J. Statist. Phys.*, 74(5-6):1047–1084, 1994.
- [22] P. Degond, A. Frouvelle, and J.-G. Liu. Phase transitions, hysteresis, and hyperbolicity for self-organized alignment dynamics. *Arch. Ration. Mech. Anal.*, 216(1):63–115, 2015.
- [23] G. Dimarco and L. Pareschi. Numerical methods for kinetic equations. *Acta Numer.*, 23:369–520, 2014.
- [24] F. Dörfler and F. Bullo. Synchronization in complex networks of phase oscillators: a survey. *Automatica J. IFAC*, 50(6):1539–1564, 2014.
- [25] B. Ermentrout. An adaptive model for synchrony in the firefly *pteroptyx malaccae*. *Journal of Mathematical Biology*, 29(6):571–585, Jun 1991.
- [26] B. Fernandez, D. Gérard-Varet, and G. Giacomini. Landau damping in the Kuramoto model. *Ann. Henri Poincaré*, 17(7):1793–1823, 2016.
- [27] G. Giacomini, E. Luçon, and C. Poquet. Coherence stability and effect of random natural frequencies in populations of coupled oscillators. *J. Dynam. Differential Equations*, 26(2):333–367, 2014.

- [28] G. Giacomini, K. Pakdaman, and X. Pellegrin. Global attractor and asymptotic dynamics in the Kuramoto model for coupled noisy phase oscillators. *Nonlinearity*, 25(5):1247–1273, 2012.
- [29] S. N. Gomes and G. A. Pavliotis. Mean field limits for interacting diffusions in a two-scale potential. *Journal of Nonlinear Science*, Dec 2017.
- [30] L. Gosse. *Computing Qualitatively Correct Approximations of Balance Laws*, volume 2 of *SEMA SIMAI Springer Series*. Springer-Verlag Mailand, 2013.
- [31] S. Gupta, A. Campa, and S. Ruffo. Kuramoto model of synchronization: equilibrium and nonequilibrium aspects. *J. Stat. Mech. Theory Exp.*, (8):R08001, 61, 2014.
- [32] S. Gupta, A. Campa, and S. Ruffo. Nonequilibrium first-order phase transition in coupled oscillator systems with inertia and noise. *Phys. Rev. E*, 89:022123, Feb 2014.
- [33] S.-Y. Ha and Q. Xiao. Nonlinear instability of the incoherent state for the Kuramoto-Sakaguchi-Fokker-Planck equation. *J. Stat. Phys.*, 160(2):477–496, 2015.
- [34] S.-Y. Ha and Q. Xiao. Remarks on the nonlinear stability of the Kuramoto-Sakaguchi equation. *J. Differential Equations*, 259(6):2430–2457, 2015.
- [35] S. Jin and L. Pareschi. Discretization of the multiscale semiconductor Boltzmann equation by diffusive relaxation schemes. *J. Comput. Phys.*, 161(1):312–330, 2000.
- [36] C. Lancellotti. On the Vlasov limit for systems of nonlinearly coupled oscillators without noise. *Transport Theory Statist. Phys.*, 34(7):523–535, 2005.
- [37] W. F. Miller and E. E. Lewis. *Computational Methods of Neutron Transport*. American Nuclear Society, 1993.
- [38] H. Neunzert. An introduction to the nonlinear Boltzmann-Vlasov equation. In *Kinetic theories and the Boltzmann equation (Montecatini, 1981)*, volume 1048 of *Lecture Notes in Math.*, pages 60–110. Springer, Berlin, 1984.
- [39] L. Pareschi and G. Toscani. *Interacting Multiagent Systems: Kinetic Equations & Monte Carlo Methods*. Oxford University Press, 2014.
- [40] L. Pareschi and M. Zanella. Structure preserving schemes for nonlinear fokker–planck equations and applications. *Journal of Scientific Computing*, Jul 2017.
- [41] D. Pazó. Thermodynamic limit of the first-order phase transition in the kuramoto model. *Phys. Rev. E*, 72:046211, Oct 2005.
- [42] A. Pikovsky, M. Rosenblum, and J. Kurths. *Synchronization*, volume 12 of *Cambridge Nonlinear Science Series*. Cambridge University Press, Cambridge, 2001.
- [43] C. Ringhofer, C. Schmeiser, and A. Zwirchmayr. Moment methods for the semiconductor Boltzmann equation on bounded position domains. *SIAM J. Numer. Anal.*, 39(3):1078–1095, 2001.
- [44] H. Sakaguchi. Cooperative phenomena in coupled oscillator systems under external fields. *Progr. Theoret. Phys.*, 79(1):39–46, 1988.
- [45] D. Scharfetter and H. Gummel. large-signal analysis of a silicon-read diode oscillator. 16:64–77, 02 1969.
- [46] S. H. Strogatz. From Kuramoto to Crawford: exploring the onset of synchronization in populations of coupled oscillators. *Phys. D*, 143(1-4):1–20, 2000.
- [47] A. T. Winfree. Biological rhythms and the behavior of populations of coupled oscillators. *Journal of Theoretical Biology*, 16(1):15 – 42, 1967.
- [48] D. Xiu. *Numerical methods for stochastic computations*. Princeton University Press, Princeton, NJ, 2010.

(José A. Carrillo)

DEPARTMENT OF MATHEMATICS

IMPERIAL COLLEGE LONDON, LONDON SW7 2AZ, UNITED KINGDOM

E-mail address: carrillo@imperial.ac.uk

(Young-Pil Choi)

DEPARTMENT OF MATHEMATICS AND INSTITUTE OF APPLIED MATHEMATICS

INHA UNIVERSITY, INCHEON, 402-751, REPUBLIC OF KOREA

E-mail address: ypchoi@inha.ac.kr

(Lorenzo Pareschi)

DEPARTMENT OF MATHEMATICS AND COMPUTER SCIENCE

UNIVERSITY OF FERRARA, VIA N. MACHIAVELLI 35, 44121, FERRARA, ITALY

E-mail address: lorenzo.pareschi@unife.it