

Efficient Decentralized LTL Monitoring Framework Using Tableau Technique

Omar Al-Bataineh and David Rosenblum
School of Computing
National University of Singapore

Abstract—This paper presents a novel framework for decentralized monitoring of Linear Temporal Logic (LTL), under the situation where processes are synchronous and the formula is represented as a tableau. The tableau technique allows one to construct a semantic tree for the input formula, which can be used to optimize the decentralized monitoring of LTL in various ways. Given a system P and an LTL formula φ , we construct a tableau \mathcal{T}_φ . The tableau \mathcal{T}_φ is used for two purposes: (a) to synthesize an efficient round-robin communication policy for processes, and (b) to find the minimal ways to decompose the global formula and communicate partial observations in an optimal way. In our framework, processes can propagate truth values of atomic formulas, compound formulas, and temporal formulas depending on the syntactic structure of the input LTL formula and the observation power of processes. We demonstrate that this approach of decentralized monitoring based on tableau construction is more straightforward, more flexible, and more likely to yield efficient solutions than alternative approaches.

I. INTRODUCTION

Run-time verification (RV) has been recognized as one of the integral parts of software and hardware design process. RV is a lightweight formal method that aims to verify (at runtime) the conformance of the executions of the system under analysis with respect to some desired properties. Typically the system is considered as a black box that feeds events to a monitor. An event usually consists of a set of atomic propositions that describe some abstract operations in the system. Based on the received events, the monitor emits verdicts in a truth domain that indicate whether or not the run complies with the specification. The technique has been successfully applied to a number of industrial software systems, providing extra assurance of behavior correctness [1], [2], [3].

Recently, there has been a growing interest in run-time verification of distributed systems, that is, systems with multiple processes and no central observation point. Building a decentralized runtime monitor for a distributed system is a non-trivial task since it involves designing a distributed algorithm that coordinates the monitors in order to reason consistently about the temporal behavior of the system. The key challenge is that the monitors have a partial view of the system and need to account for communication and consensus.

In this work, we consider the decentralized monitoring of systems under the following setting: (a) processes are synchronous, and (b) the formula is expressed in a high-level requirement specification written in LTL and represented as a tableau. The tableau technique [4] has many applications in logic. It is used as a method of verifying whether a given

formula is a tautology, as a method of proving semantical consistency of a set of formulas, and even as an algorithm for verifying the validity of arguments. Using the tableau technique in decentralized monitoring has several advantages. First, by constructing a tableau for the monitored formula, we can detect early whether the formula is a tautological formula or unsatisfiable formula with zero communication overhead. Second, it allows processes to propagate information about only *feasible* branches of the tableau (i.e. successful branches), where no information will be propagated about *infeasible* branches (i.e. failed branches). Third, it helps to find the minimal way to decompose the formula and communicate partial observations of processes in an efficient way.

The presented decentralized framework consists mainly of two parts: (a) a tableau-based algorithm that allows processes to compute at each state of the input execution trace the minimal set of formulas whose truth values need to be propagated, and (b) an LTL inference engine that allows processes to extract the maximal amount of information from a received message in case the message contains truth values of non-atomic formulas. We demonstrate that this approach of decentralized monitoring based on tableau construction is more straightforward, more flexible, and more likely to yield efficient solutions than alternative approaches.

a) Contributions: We summarize our contributions in this work as follows.

- We present a new decentralized monitoring framework for LTL formulas under the assumption where processes are synchronous and the formula is represented as a tableau. The framework inherits known advantages of the tableau technique, LTL inference rules, and static monitoring approaches based on round-robin policies.
- We show how the tableau technique can be used to optimize decentralized monitoring of LTL (a) by finding the minimal ways to represent and decompose the global formula, and (b) by synthesizing efficient round-robin communication policies based on the semantics of the constructed tableau of the monitored formula.
- We develop an LTL inference engine that takes into consideration the observation power of processes and the syntactic structure of the compound formula being analyzed. The engine is used by processes to extract the maximal allowed of information from the received messages. The inference engine operates with three categories of rules: (a) inference rules for propositional logic that are

not dependent on the observation power of processes, (b) inference rules for propositional logic that are dependent on the observation power of processes, and (c) inference rules for temporal logic.

II. PRELIMINARIES

In this section, we give a brief review of the syntax and semantics of linear temporal logic LTL and the decentralized LTL monitoring problem. Then we review the basic tableau decomposition/expansion rules for LTL.

A. Decentralized LTL Monitoring Problem

A distributed program $\mathcal{P} = \{p_1, p_2, \dots, p_n\}$ is a set of n processes which cooperate with each other in order to achieve a certain task. Distributed monitoring is less developed and more challenging than local monitoring: they involve designing a distributed algorithm that monitors another distributed algorithm. In this work, we assume that no two processes share a common variable. Each process of the distributed system emits events at discrete time instances. Each event σ is a set of actions denoted by some atomic propositions from the set AP . We denote 2^{AP} by Σ and call it the alphabet of the system. We assume that the distributed system operates under the perfect synchrony hypothesis, and that each process sends and receives messages at *discrete* instances of time, which are represented using identifier $t \in \mathbb{N}^{\geq 0}$. An event in a process p_i , where $1 \leq i \leq n$, is either

- internal event (i.e. an assignment statement),
- message sent, where the local state of p_i remains unchanged, or
- message received, where the local state of p_i remains unchanged.

Since each process sees only a projection of an event to its locally observable set of actions, we use a projection function Π_i to restrict atomic propositions to the local view of monitor \mathcal{M}_i attached to process p_i , which can only observe those of process p_i . For atomic propositions (local to process p_i), $\Pi_i : 2^{AP} \rightarrow 2^{AP}$, and we denote $AP_i = \Pi_i(AP)$, for all $i = 1 \dots n$. For events, $\Pi_i : 2^\Sigma \rightarrow 2^\Sigma$ and we denote $\Sigma_i = \Pi_i(\Sigma)$ for all $i = 1 \dots n$. We assume that $\forall i, j \leq n, i \neq j \Rightarrow AP_i \cap AP_j = \emptyset$ and consequently $\forall i, j \leq n, i \neq j \Rightarrow \Sigma_i \cap \Sigma_j = \emptyset$. That is, events are local to the processes where they are monitored. The system's global trace, $g = (g_1, g_2, \dots, g_n)$ can now be described as a sequence of pair-wise unions of the local events of each process's traces. We denote the set of all possible events in p_i by E_i and hence the set of all events of P by $E_P = \bigcup_{i=1}^n E_i$. Finite traces over an alphabet Σ are denoted by Σ^* , while infinite traces are denoted by Σ^∞ .

Definition 1: (LTL formulas [5]). The set of LTL formulas is inductively defined by the grammar

$$\varphi ::= \text{true} \mid p \mid \neg\varphi \mid \varphi \vee \varphi \mid X\varphi \mid F\varphi \mid G\varphi \mid \varphi U \varphi$$

where X is read as next, F as eventually (in the future), G as always (globally), U as until, and p is a propositional variable.

Definition 2: (LTL Semantics [5]). Let $w = a_0 a_1 \dots \in \Sigma^\infty$ be a infinite word with $i \in \mathbb{N}$ being a position. Then we define the semantics of LTL formulas inductively as follows

- $w, i \models \text{true}$
- $w, i \models \neg\varphi$ iff $w, i \not\models \varphi$
- $w, i \models p$ iff $p \in a_i$
- $w, i \models \varphi_1 \vee \varphi_2$ iff $w, i \models \varphi_1$ or $w, i \models \varphi_2$
- $w, i \models F\varphi$ iff $w, j \models \varphi$ for some $j \geq i$
- $w, i \models G\varphi$ iff $w, j \models \varphi$ for all $j \geq i$
- $w, i \models \varphi_1 U \varphi_2$ iff $\exists k \geq i$ with $w, k \models \varphi_2$ and $\forall i \leq l < k$ with $w, l \models \varphi_1$
- $w, i \models X\varphi$ iff $w, i + 1 \models \varphi$

We now review the definition of three-valued semantics LTL_3 that is used to interpret common LTL formulas, as defined in [6]. The semantics of LTL_3 is defined on finite prefixes to obtain a truth value from the set $\mathbb{B}_3 = \{\top, \perp, ?\}$.

Definition 3: (LTL_3 semantics). Let $u \in \Sigma^*$ denote a finite word. The truth value of a LTL_3 formula φ with respect to u , denoted by $[u \models \varphi]$, is an element of \mathbb{B}_3 defined as follows:

$$[u \models \varphi] = \begin{cases} \top & \text{if } \forall \sigma \in \Sigma^\infty : u\sigma \models \varphi \\ \perp & \text{if } \forall \sigma \in \Sigma^\infty : u\sigma \not\models \varphi \\ ? & \text{otherwise} \end{cases}$$

Note that according to the semantics of LTL_3 the outcome of the evaluation of φ can be inconclusive (?). This happens if the so far observed prefix u itself is insufficient to determine how φ evaluates in any possible future continuation of u .

Problem 1: (The decentralised monitoring problem). Given a distributed program $\mathcal{P} = \{p_1, p_2, \dots, p_n\}$, a finite global-state trace $\alpha \in \Sigma^*$, an LTL property φ , and a set of monitor processes $\mathcal{M} = \{M_1, M_2, \dots, M_n\}$ such that

- monitor M_i can read the local state of process p_i , and
- monitor M_i can communicate with other monitor processes.

The problem is then to design an algorithm that allows each monitor M_i to evaluate φ through communicating with other monitor processes. The problem can be studied under different settings and different assumptions. However, in this work, we make a number of assumptions about the class of systems that can be monitored in our framework.

- **A1:** the monitored system is a synchronous timed system with a global clock;
- **A2:** processes are reliable (i.e., no process is malicious).

It is interesting to note that the synchronous assumption imposed in our setting is by no means unrealistic, as in many real-world systems, communication occurs synchronously. We refer the reader to [7], [8] in which the authors discussed a number of interesting examples of protocols for safety-critical systems in which communication occurs synchronously. Examples include the FlexRay bus protocol [9], [10] and Deterministic Ethernet (cf. IEEE802.1 or [11] for an overview).

B. Tableau Construction for LTL

Among the various existing tableau systems for LTL, we selected Reynolds's implicit declarative one [4]. The tableau

is unique in that it is wholly traditional in style (labels are sets of formulas), it is tree shaped tableau construction, and it can handle repetitive loops and infinite branches quite efficiently.

Given an LTL formula φ we construct a direct graph (tableau) \mathcal{T}_φ using the standard expansion rules for LTL. Applying expansion rules to a formula leads to a new formula but with an equivalent semantics. We review here the basic expansion rules of temporal logic: (1) $Gp \equiv p \wedge XGp$, (2) $Fp \equiv p \vee XGp$, and (3) $p Uq \equiv q \vee (p \wedge X(p Uq))$. Tableau expansion rules for propositional logic are very straightforward and can be described as follows:

- If a branch of the tableau contains a conjunctive formula $A \wedge B$, add to its leaf the chain of two nodes containing the formulas A and B .
- If a node on a branch contains a disjunctive formula $A \vee B$, then create two sibling children to the leaf of the branch, containing A and B , respectively.

The aim of tableaux is to generate progressively simpler formulas until pairs of opposite literals are produced or no other expansion rule can be applied. The labels on the tableau proposed by Reynolds are just sets of formulas from the closure set of the original formula. Note that one can use De Morgan's laws during the expansion of the tableau, so that for example, $\neg(a \wedge b)$ is treated as $\neg a \vee \neg b$. A node in \mathcal{T}_φ is called a leaf if it has zero-children. A leaf may be crossed (x), indicating its branch has failed (i.e., contains opposite literals), or ticked \checkmark , indicating its branch is successful. The whole tableau \mathcal{T}_φ is successful if there is a successful branch, and in this case we say that the formula φ is satisfiable in the sense that there exists a model that satisfies the formula.

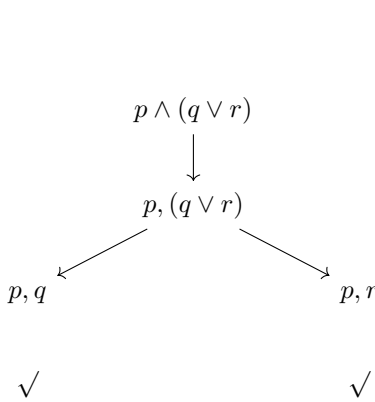


Fig. 1. A tableau for $(p \wedge (q \vee r))$

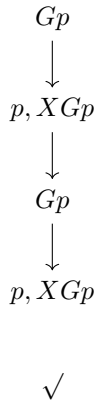


Fig. 2. A tableau for Gp

Note that Reynolds [4] introduced a number of new tableau rules which support a new simple traditional style tree-shaped tableau for LTL. The new rules (the PRUNE rule and the LOOP rule) provide a simple way to curtail repetitive branch extension. We therefore guarantee that the tableau construction always terminates and returns a semantic graph for the monitored formula including those containing nested operators. For example, the formula Gp (see Fig. 2) gives rise to a very repetitive infinite tableau without the LOOP rule, but succeeds

quickly with it. Note that the label (p, XGp) is repeated two times and hence a fixed-point is reached. In this case we stop the analysis and declare that the tableau is successful.

III. DECENTRALIZED LTL INFERENCE ENGINE

In this section we describe an inference engine (a set of IF-THEN inference rules) which consists of a number of inference rules on propositional logic that can be used by processes to deduce definite truth values of propositions in compound formulas. The engine performs syntactic decomposition of the compound formula using tableau decomposition rules. Before formalizing the inference rules, we introduce some notations:

- AP_p , the set of locally observed proposition by process p , and $obs(p)$ be the set of propositions whose definite truth values are known to process p either by direct observation or remote observation through communication;
- $LOP(\phi)$, the set of logical operators of formula ϕ ;
- $TOP(\phi)$, the set of temporal operators of formula ϕ ; and
- $Atoms(\phi)$, the set of atomic propositions in ϕ .

Our decentralized monitoring algorithm is mainly based on a three-valued semantics for the future linear temporal logic LTL, where the interpretation of the third truth value, denoted by $?$, follows Kleene logic [12]. For example, a monitor might not know the Boolean value of a proposition at a time point because it is not within its observation power. In this case, the monitor assigns the proposition the truth value $?$. Note that no verdict is produced if under the current knowledge the specification evaluates to $?$. We can then summarize the basic cases for three-valued logical operators involving $(?)$ as follows: $(\top \wedge ? = ?)$, $(\perp \wedge ? = \perp)$, $(? \wedge ? = ?)$, $(\top \vee ? = \top)$, $(\perp \vee ? = ?)$, $(? \vee ? = ?)$, $(\neg ? = ?)$. Rules of inference are written in the following form

$$\frac{Premise_1; \dots; Premise_n}{Conclusion_1 \wedge \dots \wedge Conclusion_n}$$

where $Premise_1; \dots, Premise_n$ are a list of premises and $Conclusion_1; \dots; Conclusion_n$ are the list of logical consequences that can be derived from $Premise_1; \dots, Premise_n$. We write $(\phi)_p^v$ to denote that the formula ϕ has been evaluated to $v \in \mathbb{B}_3$ by process p . We classify the inference rules into three categories: (a) inference rules on propositional logic that are not dependent on the observation power of processes, (b) inference rules on propositional logic that are dependent on the observation power, and (c) inference rules on temporal logic.

- **Inference rules on propositional logic not dependent on the observation power of processes.** Rules **R1-R2** are straightforward rules which take advantage of the semantics of logical operators (\wedge, \vee) to deduce definite truth values of propositions in a formula.

$$\begin{array}{ll} \mathbf{R1} : \frac{(a_1 \wedge a_2 \wedge \dots \wedge a_n)^\top}{(\forall_{i=1 \dots n}(a_i = \top))} & \mathbf{R2} : \frac{(a_1 \vee a_2 \vee \dots \vee a_n)^\perp}{(\forall_{i=1 \dots n}(a_i = \perp))} \end{array}$$

- **Inference rules on propositional logic dependent on the observation power of processes.** An interesting set

of inference rules on propositional logic can be developed if we allow receiving processes to take into consideration the observation power of the sending processes when extracting information from the received compound formulas, as described in rules **R3-R10**. The rules given at this category are straightforward rules except rules **R9** and **R10**, which we will explain later by an example. The rules work as follows: depending on the syntactic structure of the compound formula ϕ and its truth value as evaluated by a sending process p , a receiving process q can deduce definite truth values of some propositions in ϕ . Therefore, these rules should be viewed as inference rules used by process q after receiving a message from process p containing truth values of compound formulas. Recall that we assume here that processes know the observation power of each other.

$$\text{R3: } \frac{(a_1 \wedge a_2 \wedge \dots \wedge a_n)_p^?; (\{a_1, \dots, a_n\} \cap \text{obs}(p)) \neq \emptyset}{(\forall_{a_i \in \text{obs}(p)} (a_i = \top))_q}$$

$$\text{R4: } \frac{(a_1 \vee a_2 \vee \dots \vee a_n)_p^?; (\{a_1, \dots, a_n\} \cap \text{obs}(p)) \neq \emptyset}{(\forall_{a_i \in \text{obs}(p)} (a_i = \perp))_q}$$

$$\text{R5: } \frac{(a \vee (b \wedge c))_p^?; a, b \in \text{obs}(p)}{(a = \perp \wedge b = \perp)_q} \quad \text{R6: } \frac{(a \vee (b \wedge c))_p^?; a, b \in \text{obs}(p)}{(a = \perp \wedge b = \top)_q}$$

$$\text{R7: } \frac{(a \wedge (b \vee c))_p^?; a, b \in \text{obs}(p)}{(a = \top \wedge b = \perp)_q} \quad \text{R8: } \frac{(a \wedge (b \vee c))_p^?; a, b \in \text{obs}(p)}{(a = \top \wedge b = \top)_q}$$

$$\text{R9: } \frac{(\phi_1 \vee \dots \vee \phi_n)_p^?; \forall_{i=1..n} (\text{TOP}(\phi_i) = \emptyset); \forall_{i=1..n} (\text{LOP}(\phi_i) = \{\wedge\}); \forall_{i=1..n} (\text{Atoms}(\phi_i) > 1); \forall_{i=1..n} (|\text{Atoms}(\phi_i) \cap \text{obs}(p)| = 1)}{(\forall_{i=1..n} (\forall_{a \in (\text{Atoms}(\phi_i) \cap \text{obs}(p))} (a = \perp)) \wedge \forall_{i=1..n} (\forall_{\neg a \in (\text{Atoms}(\phi_i) \cap \text{obs}(p))} (a = \top)))_q}$$

$$\text{R10: } \frac{(\phi_1 \wedge \dots \wedge \phi_n)_p^?; \forall_{i=1..n} (\text{TOP}(\phi_i) = \emptyset); \forall_{i=1..n} (\text{LOP}(\phi_i) = \{\vee\}); \forall_{i=1..n} (\text{Atoms}(\phi_i) > 1); \forall_{i=1..n} (|\text{Atoms}(\phi_i) \cap \text{obs}(p)| = 1)}{(\forall_{i=1..n} (\forall_{a \in (\text{Atoms}(\phi_i) \cap \text{obs}(p))} (a = \top)) \wedge \forall_{i=1..n} (\forall_{\neg a \in (\text{Atoms}(\phi_i) \cap \text{obs}(p))} (a = \perp)))_q}$$

We now turn to discuss rules **R9** and **R10**. Note that rule **R10** is the dual of rule **R9** and we therefore explain only **R9**. The rule can be used if the syntactic structure of the complex compound formula $\Phi = (\phi_1 \vee \dots \vee \phi_n)$ satisfies the following conditions: (a) the only logical operator appearing in subformula ϕ_i is $\{\wedge\}$, (b) ϕ_i has no temporal operator (c) process p observes at most one proposition in each subformula ϕ_i , and (d) Φ is evaluated to \perp by p . Then once a process q receives a message from p containing the truth value of Φ it can deduce that all positive propositions in Φ observed by p have truth values \perp and all negative propositions in Φ

observed by p have truth values \top . For example, consider $\Phi = ((a \wedge b) \vee (\neg c \wedge d))$, where process p observes $\{a, c\}$ and evaluates Φ to \perp . Then once q receives a message from p containing the truth value of Φ it can deduce that $a = \perp$ and $c = \top$.

- **Inference rules for temporal logic.** We discuss here two inference rules for temporal operators. Note that to develop useful inference rules for temporal logic we choose to restrict the scope of temporal operators to a specific time step n , where n can be chosen to be the current time step at which the formula is evaluated. Such restriction allows us to reduce temporal formulas into propositional formulas by using unfolding rules for temporal operators. For example, we can unfold the formula $G^{(n)}(\phi)$ to $(\phi^{(0)} \wedge \dots \wedge \phi^{(n)})$ given the semantics of the operator G , so that we apply the unfolding rule of the G operator n -times. Similar unfolding rules can be applied to formula $F^{(n)}(\phi)$. The resulting unfolding formulas are compound propositional formulas.

$$\text{R11: } \frac{(G^{(n)}(\phi))^\top}{(\forall_{t=0..n} (\phi^{(t)} = \top))} \quad \text{R12: } \frac{(F^{(n)}(\phi))^\perp}{(\forall_{t=0..n} (\phi^{(t)} = \perp))}$$

The advantage of having inference rules on temporal logic as given in rules **R11-R12** is that they allow distributed processes to deduce information (i.e. truth values of propositions in the global LTL formula) not just in one particular state of the system, but also in a sequence of states. That is, from a truth value of a single temporal formula, processes may deduce information about n past states. This is extremely useful in decentralized monitoring, as it allows processes to propagate their observations in a more efficient way. To demonstrate the usefulness of these rules in decentralized monitoring, consider the following example.

Example 1:

Suppose we have a temporal formula $\Phi = F(a \vee b \vee c)$ which is monitored in a decentralized fashion by a group of processes $\{A, B, C\}$. Let us denote $(a \vee b \vee c)$ by ϕ . Suppose that at time step $t > 0$ process A told process B that $\Phi^{(t)} = \perp$. Then from the syntactic structure of Φ and the semantics of the temporal operator F (see rule **R12**), process B can deduce that $\phi^{(0)} = \perp \wedge \dots \wedge \phi^{(t)} = \perp$. Since ϕ is a compound formula whose syntactic structure matches the one given in rule **R2**, B needs to apply **R2** on ϕ from $\tau = 0$ to $\tau = t$. It then deduces that the truth values of the atoms a, b and c from $\tau = 0$ to $\tau = t$ are \perp . That is, $a^{(\tau)} = b^{(\tau)} = c^{(\tau)} = \perp$ for all $\tau \in [0, t]$.

In some cases processes may need to apply multiple inference rules on the same compound formula depending on the syntactic structure of the formula. So that if the compound formula can be decomposed into multiple compound formulas of the forms given in rules **R1-R10**, then multiple inference rules will be applied to derive definite truth values of the atomic propositions in the original compound formula. Consider the following example to demonstrate this.

Example 2:

Suppose we have a compound formula $\Phi = ((a \wedge b) \vee (c \wedge (d \vee e)))$ and that a process p has $AP_p = \{a, d, e\}$. Suppose that at time step t the process p observes that $a = d = e = \perp$ and hence evaluates the formula Φ to \perp . Suppose further that p propagates the truth value of Φ to some other process q which knows that p observes the atoms $\{a, d, e\}$. Note that Φ can be decomposed into two compound subformulas $\phi_1 = (a \wedge b)$ and $\phi_2 = (c \wedge (d \vee e))$. Since p told q that $\Phi = \perp$ then q can deduce that $\phi_1 = \perp$ and $\phi_2 = \perp$. In this case process q can deduce that $a = \perp \wedge d = \perp \wedge e = \perp$.

IV. COMPUTING OBSERVATION POWER OF PROCESSES

In this section, we discuss the problem of computing the observation power of distributed processes in a decentralized fashion, the set $obs^{(t)}(p_i)$ (i.e. the set of atomic propositions whose truth value are known to process p_i at time step t). The first intuitive way of computing the observation power of a process p_i is to assume that p_i knows the truth values of its local atomic propositions from the initial time step up to the current time step. We formalize this as follows

$$obs^{(t)}(p_i) = obs^{(0)}(p_i) \cup \dots \cup obs^{(t)}(p_i) = AP_{p_i}^{(0)} \cup \dots \cup AP_{p_i}^{(t)}$$

where $obs^{(t)}(p_i)$ represents the set of atomic propositions whose truth values are known to process p up to time step t . Note that the above formula does not take into consideration the fact that processes communicate with each other and that the observation power of processes can be enhanced through communication. It is thus not limited to their local atomic propositions. However, computing the set $obs^{(t)}(p_i)$ while considering remote observations made by p_i is crucial in our decentralized monitoring framework as it makes the inference rules **R3-R12** more powerful in the sense that more information may be extracted when applying these rules.

Since processes use static communication scheme in which the order at which observations of processes are propagated is fixed between states, they can then compute precisely the observation power of each other. Let $|\pi_{i,j}|$ be the number of communication rounds needed for process p_i to influence the information state of process p_j , where $|\pi_{i,j}|$ represents the length of the communication path between nodes (p_i, p_j) . Note that in our framework we assume that each process can send at most one message at any communication round. Therefore, when process p_i makes a new observation O_i at step t , then process p_j knows about O_i at time step $(t + |\pi_{i,j}|)$. So given a static communication scheme in which the length of communication path $|\pi_{i,j}|$ for any pair (p_i, p_j) is prior knowledge, the observation power of a process p_i at time step $t \geq 0$ can then be computed as follows:

$$obs^{(t)}(p_i) = ((AP_{p_i}^{(0)} \cup \dots \cup AP_{p_i}^{(t)}) \cup (\forall \tau=0 \dots t, j=0 \dots n \wedge j \neq i (\bigcup_{(t-\tau) \geq |\pi_{j,i}|} (AP_{p_j}^{(\tau)})))) \quad (1)$$

That is, at time step t , process p_i knows the truth values of its local propositions from time 0 to time t and the truth

values of all propositions of process p_j from time 0 to time τ , given that $(t - \tau) \geq |\pi_{j,i}|$. To demonstrate formula (1) let us consider the following example.

Example 3:

Suppose that processes $\{A, B, C\}$ communicate with each other using the fixed communication scheme $comm = (A \rightarrow B \rightarrow C \rightarrow A)$ and that $comm$ is common knowledge among processes, where the direction of the arrow represents the direction of communication. We can then compute for instance the observation power of processes A, B and C at step $t = 2$ as follows

$$obs^{(2)}(A) = \{AP_A^{(0)}, AP_A^{(1)}, AP_A^{(2)}, AP_C^{(0)}, AP_C^{(1)}, AP_B^{(0)}\}$$

$$obs^{(2)}(B) = \{AP_A^{(0)}, AP_A^{(1)}, AP_B^{(0)}, AP_B^{(1)}, AP_B^{(2)}, AP_C^{(0)}\}$$

$$obs^{(2)}(C) = \{AP_B^{(0)}, AP_B^{(1)}, AP_C^{(0)}, AP_C^{(1)}, AP_C^{(2)}, AP_A^{(0)}\}$$

Note that when the set $obs^{(2)}(B)$ contains the set $AP_A^{(0)}$ it means that B knows the truth values of all propositions in the set AP_A at time step 0. To demonstrate how inference rules can be used in decentralized monitoring, let us consider the following example.

Example 4:

Suppose that processes $\{A, B, C\}$ communicate with each other using the static communication scheme $comm = (A \rightarrow B \rightarrow C \rightarrow A)$ and that $AP_A = \{a_1, a_2\}$, $AP_B = \{b\}$, and $AP_C = \{c\}$. The property to be monitored by processes is $\varphi = F(a_1 \wedge \neg a_2 \wedge b \wedge \neg c)$. Let us denote the formula $(a_1 \wedge \neg a_2 \wedge b \wedge \neg c)$ by ϕ . We first construct a tableau for φ using the tableau system of Section II-B (see Fig. 3). Suppose that at state g_0 (the initial state) the propositions of the formula have the following truth values $a_1 = \top$, $a_2 = \perp$, $b = \top$ and $c = \perp$. For brevity, we describe only the information propagated from process A to process B concerning state g_0 .

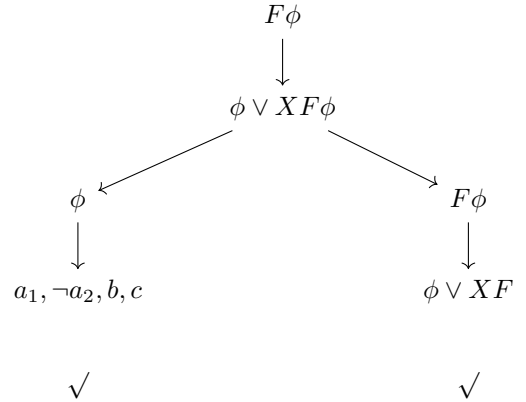


Fig. 3. A tableau for $F\phi$, where $\phi = (a_1 \wedge \neg a_2 \wedge b \wedge \neg c)$

- At time step $t = 0$ process A sends $(\phi = ?)$ to B . Then using rule **R3** process B deduces that $a_1 = \top$ and $a_2 = \perp$ at state g_0 as A observes both a_1, a_2 .
- At time step $t = 1$ process A sends $(\phi = ?)$ to B . Then using rule **R3** again process B deduces that $a_1 = \top$ and $a_2 = \perp$ and $c = \top$ at state g_0 as A observes a_1, a_2 and

has already received a message from C at time step $t = 0$ about the truth value of proposition c at state g_0 . At this step, process B knows truth values of all propositions at state g_0 as b is locally observed by B .

V. PROPAGATING OBSERVATIONS IN AN OPTIMAL WAY

In this section we describe an algorithm that allows processes to propagate their observations in an optimal way. Since we assume that processes use a static communication scheme based on some round-robin policy, then they can compute precisely the observation power of each other. Suppose that we use an RR communication policy in which process p sends its observations to process q . Then instead of allowing p to propagate its entire knowledge to q , it propagates only the set of observations that are not known to q . We mean by observations the set of atomic propositions whose definite truth values are known to p . The set of observations that p needs to propagate to q at time step t can be computed as follow

$$\begin{aligned} obs^{(t)}(p \rightarrow q) &= (obs^{(t)}(p) - obs^{(t)}(q)) \\ &= (AP_{k_p}^{(\tau)} - AP_{k_q}^{(\tau)}) \cup \dots \cup (AP_{k_p}^{(t)} - AP_{k_q}^{(t)}) \end{aligned}$$

where the set $obs^{(t)}(p \rightarrow q)$ represents the set of new observations that process p needs to propagate to process q , $AP_{k_p}^{(\tau)}$ represents the set of atomic propositions whose definite truth values are known to p at time step τ , where τ represents the earliest time step of the trace at which a new observation has been made by process p . Note that process p knows the set of propositions whose definite truth values are known to q from time 0 to time t . This is due to the assumption that processes use a static communication scheme in which the order at which observations are propagated is fixed between states. It is interesting to note that process p propagates not just truth values of its locally observed propositions but also truth values of propositions observed by other processes. Let $MinList$ be the set of minimal sets of formulas whose truth values need to be propagated from steps τ to t . The set $MinList$ can be computed as follows

$$MinList = MinList_{(\tau)} \cup \dots \cup MinList_{(t)}$$

We now summarize the steps that process p needs to follow in order to compute the set $MinList$.

- 1) For each $k \in [\tau, t]$ process p computes the set $M_k = (AP_{k_p}^{(k)} - AP_{k_q}^{(k)})$: the set of propositions at step k whose truth values are known to p but not known to q .
- 2) For each M_k process p computes the set $Minlist_{(k)}$ using Algorithm 1.
- 3) It then combines the sets $Minlist_{(k)}$ for all $k \in [\tau, t]$ to obtain $MinList$.

In our setting we assume that each process maintains a truth table at each state of the monitored trace, which consists of the set of formulas in the resulting tableau of the monitored formula. The truth tables maintain only the set of non-atomic formulas that match the syntactic structure of formulas in the inference rules **R1-R12**, in addition to the set of atomic propositions of the main formula. At each time step τ , process

p examines the non-atomic formulas in its truth tables to compute the minimal set of formulas whose truth values need to be propagated (see Algorithm 1). The truth table consists of three columns: the set of formulas, their truth values, and their unique index values. We view the table T_τ as a set of entries of the form $(f, val, index)$. The set *CompoundFormulas* used in the algorithm represents the set of compound formulas in the inference rules **R1-R12**. The operation *DeductionSet*(ϕ) returns the set of atomic propositions in the formula ϕ whose definite truth values can be deduced. As one can see Algorithm 1 consists of two phases: (a) the exploration phase in which non-atomic formulas in the truth table T_τ are examined, and (b) the refinement phase in which redundant formulas in the list $MinList_\tau$ (if any) are removed. Note that it is possible to have a formula whose deduction list is subset of the deduction list of another formula or they have some atomic propositions in common. The refinement phase is then used to detect such cases and remove redundant information. This ensures that observations are propagated in an optimal way.

VI. STATIC MONITORING APPROACHES

The knowledge state of processes in decentralized monitoring increases monotonically over time due to local and remote observations. It is therefore necessary to have an efficient communication strategy that allows processes to propagate only necessary observations. The propagation of monitoring information from one peer to the other in our framework follows a static communication strategy based on a round-robin scheduling policy. The advantage of using a static communication strategy in decentralized monitoring is that processes can compute precisely the knowledge state of each other and communicate only new observations to their neighbor processes (i.e. no redundant information will be propagated). This helps to reduce significantly the size of propagated messages, which is crucial when monitoring large-scale distributed systems (systems with huge number of processes) or systems running over wireless sensor networks.

To develop efficient static RR policies for decentralized monitoring we use ranking functions to rank processes (i.e. assign a unique value to each process) using some interesting criteria that take into consideration the observation power of processes and the syntactic structure of the formula. The values assigned to the processes using ranking functions will be used then to specify the order of communication in the round-robin policy. We consider here two different ranking strategies.

- 1) For the first strategy, a process that contributes to the truth value of the formula via a larger number of propositions receives higher priority in the round-robin order; if multiple processes have the same number of propositions, then the order is fixed by an (externally provided) PID. The intuition behind choosing such a strategy is that processes that observe more propositions of the formula own more information about the global trace of the system, and hence specifying the order of communication in such a way may help to detect any violation somewhat faster.

```

1: Inputs :  $(M_\tau, T_\tau, \text{CompoundFormulas})$ 
2: Output :  $\text{MinList}_\tau = \emptyset$ 
3: for each  $\text{entry} \in T_\tau$  do ▷ Exploration phase
4:   if  $M_\tau \cap \text{Atoms}(\text{entry}.f) \neq \emptyset$  then
5:     if  $\text{MatchSynt}(\text{entry}.f, \phi)$  for any  $\phi \in \text{CompoundFormulas}$  then
6:       if  $\text{entry}.val = \phi.val$  then
7:         if  $\text{DeductionSet}(\text{entry}.f) \not\subseteq \text{DeductionSet}(\phi)$  for any  $\phi \in \text{MinList}_\tau$  then
8:           add  $(\text{entry}.index, \text{entry}.val)$  to  $\text{MinList}_\tau$ 
9:         end if
10:       end if
11:     end if
12:   end if
13: end for
14: for each  $\phi \in \text{MinList}_\tau$  do ▷ Refinement phase
15:   if  $\text{DeductionSet}(\phi) \subseteq \text{DeductionSet}(\psi)$  for any  $\psi \in \text{MinList}$  then
16:     remove  $\phi$  from  $\text{MinList}$ 
17:   end if
18:   if  $\text{DeductionSet}(\psi) \subseteq \text{DeductionSet}(\phi)$  for any  $\psi \in \text{MinList}$  then
19:     remove  $\psi$  from  $\text{MinList}$ 
20:   end if
21:   if  $\text{DeductionSet}(\phi) \subseteq (\bigcup_{\psi \in \text{MinList}} \text{DeductionSet}(\psi))$  then
22:     remove  $\phi$  from  $\text{MinList}$ 
23:   end if
24: end for
25: if there exist  $a \in M_\tau$  such that  $a \not\subseteq (\bigcup_{\phi \in \text{MinList}} \text{DeductionSet}(\phi))$  then
26:   add  $(\text{index}(a), \text{val}(a))$  to  $\text{MinList}$ 
27: end if
28: return  $\text{MinList}_\tau$ 

```

Algorithm 1: Computing minimal set of formulas for process p at step τ

- 2) For the second strategy the tableau is considered, where we rank processes based on their observation power while taking into consideration the structure of the formula φ . Let \mathcal{T}_φ be a tableau of φ . Then the process that contributes to a larger number of branches receives higher priority in the order of communication. Note that the tableau technique allows one to construct a semantic tree for the monitored formula, where each branch of the tree represents a way to satisfy the formula. We believe that this strategy would help to speed up the RV process.

We now give an example to demonstrate how one can synthesize an RR policy using the above described strategies.

Example 5: Suppose we have a distributed system $S = \{A, B, C\}$ and a property $\varphi = G(a_1 \wedge \neg a_2 \wedge b_1) \vee F(b_2 \wedge c)$ of S that we would like to monitor in a decentralized fashion, where $AP_A = \{a_1, a_2\}$, $AP_B = \{b_1, b_2\}$, and $AP_C = \{c\}$. From the syntactic structure of φ , it is easy to see that the tableau \mathcal{T}_φ constructed consists of three branches, where one branch corresponds to formula $G(a_1 \wedge \neg a_2 \wedge b_1)$ and two branches correspond to formula $F(b_2 \wedge c)$. Hence the two strategies yield different RR policies as follows

$$\text{Comm}_1 = A \rightarrow B \rightarrow C \rightarrow A$$

$$\text{Comm}_2 = B \rightarrow C \rightarrow A \rightarrow B$$

VII. DECENTRALIZED MONITORING ALGORITHM

Our decentralized monitoring algorithm consists of two phases: setup and monitor. The setup phase creates the monitors and defines their communication topology. The monitor phase allows the monitors to begin monitoring and propagating information to reach a verdict when possible. We first describe the steps of the setup phase.

- Each process constructs a tableau \mathcal{T}_φ for φ using the method of Section II-B.
- Each process then refines the constructed tree \mathcal{T}_φ by removing redundant formulas and infeasible branches from the tree. Note that in some cases the constructed tableau of an LTL formula may contain redundant formulas due to repetitive loops (see Fig. 2).
- Each process constructs a truth table that consists of temporal formulas and compound formulas in \mathcal{T}_φ that match the syntactic structure of the formulas in the inference rules **R1-R12**, in addition to the atomic formulas of φ .
- Each process assigns a unique index value to each formula in the constructed truth table. We assume here that all processes use the same enumerating procedure when assigning index values to the formulas.

The advantage of assigning unique index values to the formulas in the constructed truth table is that it allows processes

	trace			#msg.			msg.			mem		
$ \varphi $	BF	DM1	DM2	BF	DM1	DM2	BF	DM1	DM2	BF	DM1	DM2
1	1.56	2.84	2.64	4.107	5.5	4.93	86.5	21.3	22.7	44.2	6.93	6.93
2	2.77	3.54	3.85	6.285	6.9	6.4	318	49.2	46.4	156	8.72	8.72
3	6.79	9.36	8.56	10.554	17.5	17.9	3,540	166	173	458	12.4	12.4
4	17.8	20.57	19.23	17.667	37.6	36.9	530	370	357	1,100	13.3	13.3
5	27.3	43.24	35.3	28.125	74.7	67.0	4,650	877	862	2630	14.4	14.4
6	61.2	64.16	62.2	35.424	115.7	113	8,000	1,250	1,160	5,830	14.0	14.0

TABLE I
BENCHMARKS FOR 1000 RANDOMLY GENERATED LTL FORMULAS OF SIZE $|\varphi|$ (AVERAGES)

	trace			#msg.			msg.			mem		
$ \varphi $	BF	DM1	DM2	BF	DM1	DM2	BF	DM1	DM2	BF	DM1	DM2
abs	4.65	5.26	5.15	4.46	6.25	6.15	1,150	115	110	496	16.4	14.9
exis	27.9	32.4	31.5	19.7	22.5	20.8	1,100	525	521	376	22.6	21.8
bexis	43.6	47.8	45.3	31.6	33.7	32.4	55,000	25784	25415	28,200	27.5	25.6
univ	5.86	6.8	6.2	5.92	5.95	5.82	2,758	155	138	498	24.7	22.5
prec	54.8	57.6	54.5	25.4	27.9	26.9	8,625	785	755	663	35.4	34.9
resp	622	655	622	425	545	515	22,000	1225	1211	1,540	19.8	17.5
precc	4.11	5.45	5.2	4.81	6.25	5.95	5,184	378	356	1,200	17.4	15.7
respc	427	452	444	381	415	409	9,000	2875	2799	4,650	23.4	22.1
consc	325	355	324	201	243	234	7,200	1230	1223	2,720	16.5	15.8

TABLE II
BENCHMARKS FOR 1000 GENERATED LTL PATTERN FORMULAS (AVERAGES)

to propagate truth values of formulas as pairs of the form $(idx(\phi), val)$, where $idx(\phi)$ is the index value of the formula ϕ and $val \in \mathbb{B}_3$, which helps to reduce the size of propagated messages. We now summarize the actual monitoring steps in the form of an explicit algorithm that describes how local monitors operate and make decisions:

- 1) [Read next event]. Read next $\sigma_i \in \Sigma_i$ (initially each process reads σ_0).
- 2) [Compute minimal set of formulas to be transmitted]. Use Algorithm 1 to derive $MinList_p^{g_i}$.
- 3) [Compute the receiving process]. For static approaches, the receiving process of some process p is fixed between states and computed according to some round-robin communication policy, as described in Section VI.
- 4) [Send truth value of formulas in $MinList_p^{g_i}$]. Propagate the truth value of formulas in $MinList_p^{g_i}$ as pairs of the form $(idx(\phi), val)$ to the receiving process.
- 5) [Evaluate the formula φ and return]. If a definite verdict of φ is found return it. That is, if $\varphi = \top$ return \top , if $\varphi = \perp$ return \perp .
- 6) [Go to step 1]. If the trace has not been finished or a decision has not been made then go to step 1.

We now turn to discuss the basic properties of our decentralized monitoring framework. Let \models_D be the satisfaction relation on finite traces in the decentralized setting and \models_C be the satisfaction relation on finite traces in the centralized setting, where both \models_D and \models_C yield values from the same truth domain. Note that in a centralized monitoring algorithm

we assume that there is a central process that observes the entire global trace of the system being monitored, while in our decentralized monitoring algorithm processes observe part of the trace, perform remote observation, and use some deduction rules in order to evaluate the property. The following theorems stating the soundness and completeness of our decentralized monitoring algorithm.

Theorem 1: (Soundness). Let $\varphi \in LTL$ and $\alpha \in \Sigma^*$. Then $\alpha \models_D \varphi = \top/\perp \Rightarrow \alpha \models_C \varphi = \top/\perp$.

Soundness means that all verdicts (truth values taken from a truth-domain) found by the decentralized monitoring algorithm for a global trace α with respect to the property φ are actual verdicts that would be found by a centralized monitoring algorithm that have access to the trace α .

Theorem 2: (Completeness). Let $\varphi \in LTL$ and $\alpha \in \Sigma^*$. Then $\alpha \models_C \varphi = \top/\perp \Rightarrow \alpha \models_D \varphi = \top/\perp$.

Completeness means that all verdicts found by the centralized monitoring algorithm for some trace α with respect to the property φ will eventually be found by the decentralized monitoring algorithm. The soundness and completeness of our monitoring strategies can be inferred from the soundness of inference rules **R1-R12**, Algorithm 1, and the tableau technique. The consistency property (i.e., no two different monitors M_i, M_j decide differently) of both approaches is inferred from the tableau approach.

Monitoring formulas with nested operators: our framework can also handle formulas with nested operators (e.g., $G(\phi \Rightarrow F\psi)$), where the operators are expanded repeatedly using usual

tableau expansion rules and the new LOOP checking rule and BRUNE rules introduced by Reynolds which can be used to halt the expansion of infinite branches. The process stops at trivial cases or when a certain loop condition is met (i.e. a fixed point has been reached). Processes can then exchange truth values of atomic formulas, compound formulas, or temporal formulas depending on the tableau of the main formula. We refer the reader to [4] for more details and examples.

VIII. IMPLEMENTATION AND EXPERIMENTAL RESULTS

We have evaluated our static monitoring strategies against the LTL decentralized monitoring approach of Bauer and Falcone [7], in which the authors developed a monitoring algorithm for LTL based on the formula-progression technique [13]. The formula progression technique takes a temporal formula ϕ and a current assignment I over the literals of ϕ as inputs and returns a new formula after acting I on ϕ . The idea is to rewrite a temporal formula when an event e is observed or received to a formula which represents the new requirement that the monitored system should fulfill for the remaining part of the trace. To compare our monitoring approach with their decentralized algorithm, we use the tableau system of Section II-B, which allows one to efficiently construct a semantic graph (tableau) for the input formula. We also use the tool DECENTMON3 (<http://decentmon3.forge.imag.fr/>) in our evaluation, which is a tool dedicated to decentralized monitoring. The tool takes as input multiple traces, corresponding to the behavior of a distributed system, and an LTL formula. The main reason behind choosing DECENTMON3 in our evaluation is that it makes similar assumptions to our presented approach. Furthermore, DecentMon3 improves the original DecentMon tool developed in [7] by limiting the growth of the size of local obligations and hence it may reduce the size of propagated messages in decentralized monitoring. We believe that by choosing the tool DECENTMON3 as baseline for comparison we make the evaluation much fairer.

We denote by BF the monitoring approach of Bauer and Falcone, DM1 the first RR strategy of this paper in which processes are ordered according to the number of propositions they contribute to in the formula, and DM2 the second RR strategy of this paper in which processes are ordered according to the number of branches they contribute to in the tableau of the monitored formula. We compare the approaches against two benchmarks of formulas: randomly generated formulas (see Table I) and benchmark for patterns of formulas [14] (see Table II). In Tables I and II, the following metrics are used: $\#msg$, the total number of exchanged messages; $|msg|$, the total size of exchanged messages (in bits); $|trace|$, the average length of the traces needed to reach a verdict; and $|mem|$, the memory in bits needed for the structures (i.e., formulas plus state for our algorithm). For example, the first line in Table I says that we monitored 1,000 randomly generated LTL formulas of size 1. On average, traces were of length 1.56 when one of the local monitors in approach BF came to a

verdict, and of length 2.84 and 2.64 when one of the monitors in DM1 and DM2 came to a verdict.

A. Evaluation of randomly generated formulas

Following the evaluation scheme of Falcone et al. [7], [15], we evaluate the performance of each approach against a set of random LTL formulas of various sizes. For each size of formula (from 1 to 6), DECENTMON3 randomly generated 1,000 formulas. The result of comparing the three monitoring approaches can be seen in Table I. The first column of these tables shows the size of the monitored LTL formulas. Note that we measure the formula size in terms of operator entailment inside it; for instance, $G(a \wedge b) \vee G(c \wedge d) \vee F(e)$ is of size 3. However, experiments show that operator entailment is more representative of how difficult it is to progress it in a decentralized manner [7], [15]. As shown in Table I our decentralized monitoring approaches lead to significant reduction on both the size of propagated messages and the memory consumption compared to the BF approach (i.e. the formula progression technique). This demonstrates the effectiveness of the presented static round-robin approaches and the inference LTL engine in decentralized monitoring.

B. Benchmarks for Patterns of formulas

We also compared the three approaches with more realistic specifications obtained from specification patterns [16]. Table II reports the verification results for different kinds of patterns (absence, existence, bounded existence, universal, precedence, response, precedence chain, response chain, constrained chain). The actual specification formulas are available at [14]. We generated also 1000 formulas monitored over the same setting (processes are synchronous and reliable). For this benchmark we generated formulas as follows. For each pattern, we randomly select one of its associated formulas. Such a formula is “parametrized” by some atomic propositions from the alphabet of the distributed system which are randomly instantiated. For this benchmark (see Table II), the presented approaches lead also to significant reduction on both the size of messages and the amount of memory consumption compared to the optimized version of BF algorithm (DECENTMON3).

C. Discussion and Conclusions Based on Evaluation Results

Comparing the decentralized monitoring algorithms, the number of messages when using BF is always lower but the size of messages and the memory consumption is much bigger and by several orders of magnitude than our approaches. However, the approach DM2 showed better performance (on most of the cases) than DM1 in terms of the number and size of propagated messages. This demonstrates the advantage of using tableau in synthesizing an RR communication policy for decentralized monitoring. A key drawback of using progression in decentralized monitoring (BF) is the continuous growth of the size of local obligations with the length of the trace, which imposes heavy overhead after a certain number of events. While progression minimizes communication in terms of number of messages, it has the risk of saturating the

communication device as processes send their obligations as rewritten temporal formulas. On the other hand, processes in our static monitoring approaches (DM1 and DM2) propagate their observations as pairs of the form $(idx(\phi), val)$ (rather than rewritten LTL formulas), where observations may be propagated as truth values of temporal and compound formulas. Furthermore, in our approaches, processes propagate only new observations to their neighbor processes, which helps to reduce significantly the size of propagated messages.

IX. RELATED WORK

Several monitoring algorithms have been developed for verifying distributed systems at runtime [17], [7], [8], [15], [18], [19]. They make different assumptions on the system model and thus target different kinds of distributed systems and they handle different specification languages.

Sen et al. [17] propose a monitoring framework for safety properties of distributed systems using the past-time linear temporal logic. However, the algorithm is unsound. The evaluation of some properties may be overlooked in their framework. This is because monitors gain knowledge about the state of the system by piggybacking on the existing communication among processes. That is, if processes rarely communicate, then monitors exchange very little information, and hence, some violations of the properties may remain undetected.

Bauer and Falcone [7] propose a decentralized framework for runtime monitoring of LTL. The framework is constructed from local monitors which can only observe the truth value of a predefined subset of propositional variables. The local monitors can communicate their observations in the form of a (rewritten) LTL formula towards its neighbors. Mostafa and Bonakdarpour [19] propose similar decentralized LTL monitoring framework, but truth value of propositional variables rather than rewritten formulas are shared.

The work of Falcone et al. [15] proposes a general decentralized monitoring algorithm in which the input specification is given as a deterministic finite-state automaton rather than an LTL formula. Their algorithm takes advantage of the semantics of finite-word automata, and hence they avoid the monitorability issues induced by the infinite-words semantics of LTL. They show that their implementation outperforms the Bauer and Falcone decentralized LTL algorithm [7] using several monitoring metrics.

Colombo and Falcone [20] propose a new way of organizing monitors called choreography, where monitors are organized as a tree across the distributed system, and each child feeds intermediate results to its parent. The proposed approach tries to minimize the communication induced by the distributed nature of the system and focuses on how to automatically split an LTL formula according to the architecture of the system.

El-Hokayem and Falcone [21] propose a new framework for decentralized monitoring with new data structure for symbolic representation and manipulation of monitoring information in decentralized monitoring. In their framework, the formula is modeled as an automaton where transitions of the monitored

automaton are labeled with Boolean expressions over atomic propositions of the system.

A closer work to our work in this paper is the one of Basin et al. [22], in which the authors use the 3-valued logic (strong Kleene logic) and an AND-OR graph to verify the observed system behavior at runtime with respect to specifications written in the real-time logic MTL. However, in our work we use a different construction to decompose and analyze the formula where we use the tableau graph, and we study the optimality problem in distributed monitoring with respect to both the number and size of transmitted messages at each state of the trace being monitored. Furthermore, in our framework we allow monitors to use deduction rules to infer truth values of propositions from the messages they receive, where processes can propagate both atomic and compound formulas depending on both local and remote observations.

Our framework differs from the previous proposed decentralized frameworks in the literature in that it is mainly based on the tableau construction, where a semantic tree is constructed for the monitored formula using the tableau technique. The constructed semantic tree is used then to synthesize an efficient communication strategy for the distributed system and to find the minimal ways to decompose the formula. Furthermore, our framework uses an inference engine for LTL which operates with different sets of inferences rules. The inference engine allows processes to propagate their observations at each state of the monitored trace in an optimal way, while ensuring that only new observations are propagated.

X. CONCLUSION AND FUTURE WORK

We have presented an efficient decentralized monitoring framework for LTL formulas using the tableau technique. The framework consists of two parts: (a) an algorithm that allows processes to compute at each state of the input execution trace the minimal set of formulas whose truth values need to be propagated, and (b) an LTL inference engine that allows processes to extract the maximal amount of information from the received messages. The propagation of monitoring information from one peer to the other in our framework follows a static communication strategy based on a round-robin scheduling policy. The advantage of using a static communication strategy in decentralized monitoring is that processes can compute precisely the knowledge state of each other and hence communicate only new observations. This helps to reduce significantly the size of propagated messages which is highly desirable when monitoring large-scale distributed systems. In future work, we aim to improve the static approaches by organizing processes into groups and then assign to each group a unique sub-formula of the main formula based on the semantics of the constructed tableau of the formula. This should help to reduce further the size of propagated messages.

REFERENCES

- [1] C. Colombo, G. J. Pace, and G. Schneider, "Dynamic event-based runtime monitoring of real-time and contextual properties," in *Formal Methods for Industrial Critical Systems, 13th International Workshop, FMICS 2008, L'Aquila, Italy, 2008*, pp. 135–149.

- [2] L. Pike, S. Niller, and N. Wegmann, "Runtime verification for ultra-critical systems," in *Proceedings of the Second International Conference on Runtime Verification*, ser. RV'11, 2012, pp. 310–324.
- [3] B. D'Angelo, S. Sankaranarayanan, C. Sánchez, W. Robinson, B. Finkbeiner, H. B. Sipma, S. Mehrotra, and Z. Manna, "LOLA: runtime monitoring of synchronous systems," in *12th International Symposium on Temporal Representation and Reasoning (TIME 2005)*, 23-25 June 2005, Burlington, Vermont, USA, 2005, pp. 166–174.
- [4] M. Reynolds, "A New Rule for LTL Tableaux," in *Symposium on Games, Automata, Logics and Formal Verification, GandALF 2016*, 2016, pp. 287–301.
- [5] A. Pnueli, "The temporal logic of programs," in *Proceedings of the 18th Annual Symposium on Foundations of Computer Science*, ser. SFCS '77. IEEE Computer Society, 1977, pp. 46–57.
- [6] A. Bauer, M. Leucker, and C. Schallhart, "Runtime verification for ltl and tltl," *ACM Transactions on Software Engineering and Methodology (TOSEM)*, pp. 14:1–14:64, 2011.
- [7] A. K. Bauer and Y. Falcone, "Decentralised LTL monitoring," in *FM 2012: Formal Methods - 18th International Symposium, Paris, France*, 2012, pp. 85–100.
- [8] C. Colombo and Y. Falcone, "Organising LTL monitors over distributed systems with a global clock," in *Runtime Verification - 5th International Conference, RV 2014*, 2014, pp. 140–155.
- [9] T. Pop, P. Pop, P. Eles, Z. Peng, and A. Andrei, "Timing analysis of the flexray communication protocol," in *In Proc. of the ECRTS 06*, 2006, pp. 203–216.
- [10] M. Gunzert and A. Nägele, "Component-based development and verification of safety critical software for a brake-by-wire system with synchronous software components," in *Proceedings of the International Symposium on Software Engineering for Parallel and Distributed Systems*, 1999, pp. 134–.
- [11] R. S. Oliver, S. S. Craciunas, and G. Stoger, "Analysis of deterministic ethernet scheduling for the industrial internet of things," *2014 IEEE 19th International Workshop on Computer Aided Modeling and Design of Communication Links and Networks (CAMAD)*, pp. 320–324, 2014.
- [12] S. C. Kleene, *Introduction to metamathematics*, ser. Bibl. Mathematica. Amsterdam: North-Holland, 1952.
- [13] F. Bacchus and F. Kabanza, "Planning for temporally extended goals," in *Proceedings of the Thirteenth National Conference on Artificial Intelligence*, 1996, pp. 1215–1222.
- [14] H. Alavi, Avrunin, J. G., Corbett, L. Dillon, M. Dwyer, and C. Pasareanu, "Specification patterns website," <http://patterns.projects.cis.ksu.edu/>, 2011.
- [15] Y. Falcone, T. Cornebize, and J. Fernandez, "Efficient and generalized decentralized monitoring of regular languages," in *Formal Techniques for Distributed Objects, Components, and Systems*, 2014, pp. 66–83.
- [16] M. B. Dwyer, G. S. Avrunin, and J. C. Corbett, "Patterns in property specifications for finite-state verification," in *Proceedings of the 21st International Conference on Software Engineering*, 1999, pp. 411–420.
- [17] K. Sen, A. Vardhan, G. Agha, and G. Rosu, "Efficient decentralized monitoring of safety in distributed systems," in *Proceedings of the 26th International Conference on Software Engineering*, ser. ICSE '04. IEEE Computer Society, 2004, pp. 418–427.
- [18] T. Scheffel and M. Schmitz, "Three-valued asynchronous distributed runtime verification," in *International Conference on Formal Methods and Models for System Design (MEMOCODE)*, vol. 12. IEEE, 2014.
- [19] M. Mostafa and B. Bonakdarpour, "Decentralized runtime verification of LTL specifications in distributed systems," in *2015 IEEE International Parallel and Distributed Processing Symposium*, 2015, pp. 494–503.
- [20] C. Colombo and Y. Falcone, "Organising LTL monitors over distributed systems with a global clock," *Formal Methods in System Design*, vol. 49, no. 1-2, pp. 109–158, 2016.
- [21] A. El-Hokayem and Y. Falcone, "Monitoring decentralized specifications," in *Proceedings of the 26th ACM SIGSOFT International Symposium on Software Testing and Analysis (ISTA)*, 2017, pp. 125–135.
- [22] D. Basin, F. Klaedtke, and E. Zalinescu, "Failure-aware Runtime Verification of Distributed Systems," in *35th IARCS Annual Conference on Foundations of Software Technology and Theoretical Computer Science (FSTTCS 2015)*, vol. 45, 2015, pp. 590–603.