

Beyond Greedy Ranking: Slate Optimization via List-CVAE

Ray Jiang¹ Sven Gowal¹ Timothy A. Mann¹ Danilo J. Rezende¹

Abstract

The conventional approach to solving the recommendation problem is through greedy ranking by prediction scores for individual document candidates. However these methods fail to optimize the slate as a whole, and often struggle at capturing biases caused by the page layout and interdependencies between documents. The slate recommendation problem aims to find the optimal, ordered subset of documents, a.k.a. slate, given the page layout to serve users recommendations. Solving this problem is hard due to combinatorial explosion of document candidates and their display positions on the page. In this paper, we introduce List Conditional Variational Auto-Encoders (List-CVAE) to learn the joint distribution of documents on the slate conditional on user responses, and directly generate slates. Experiments on simulated and real-world data show that List-CVAE outperforms greedy ranking methods consistently on various scales of documents corpora.

1 Introduction

Recommendation systems modeling is an important machine learning area in the IT industry, powering online advertisement, social networks and various content recommendation services [Schafer et al., 2001, Lu et al., 2015]. The results from recommendation systems touch almost every Internet user. Typically recommendations are ordered and displayed on a surface or a page. In this paper, we call the individual recommendations “documents” and their ordered list a “slate” (the same terminology used by [Swaminathan et al., 2017] and [Sunehag et al., 2015]). A slate may have different layouts but we can always fix an ordering of the display positions and view the slate as an ordered sequence of documents. Given a set of documents, the slate recommendation problem aims to find a subset of documents and its ordering such that the resulting slate is “optimal”. This problem differs from ranking in that it does not assume that more relevant documents should be put in earlier positions in the slate. In this paper, we consider a slate “optimal” when it maximizes user engagement since that is a typical desired scenario in recommendation systems. For example, given a database of song tracks, the optimal slate is an ordered list (in time or space) of k songs such that the user likes every song in that list (in the order they are presented). Another example considers news articles, the optimal slate has k ordered articles such that every article is read by the user. However, in general optimality can be defined as any desired user responses on the slate and the List-CVAE model is agnostic to these definitions.

For large scale recommender systems, a common scalable approach at inference time is to first select a much smaller subset $\mathcal{S} \in \mathcal{D}$. This step is called “candidate generation”. Then a function approximator such as a Multi-Layer Perception (MLP) called “ranking model” is used to predict $\mathbb{P}(r|d)$ for each document $d \in \mathcal{S}$ and generates the slate by sorting the documents from \mathcal{S} based on estimated prediction scores [Covington et al., 2016]. This two-step process is widely popular to solve large scale recommender problems due to its scalability and fast inference at serving time. The candidate generation step can decrease the number of candidates from millions or billions to hundreds or less, effectively dealing with scalability when faced with a large corpus of documents

¹Google DeepMind, London, UK. Correspondence to: Ray Jiang <rayjiang@google.com>.

\mathcal{D} . Since $|\mathcal{S}|$ is much smaller than $|\mathcal{D}|$, the ranking model can be reasonably complicated without increasing latency.

There are two main problems with this approach. First the candidate generation and the ranking models are not trained jointly, which can lead to having candidates in \mathcal{S} that are not the highest scoring documents of the ranking model. Second and most importantly, the greedy optimal ranking of documents on the slate suffers from numerous biases that come with the visual presentation of the slate. One important neglected factor is the positional bias, caused by users paying more attention to prominent slate positions [Joachims et al., 2005]. Another example is the contextual bias, due to interactions between documents presented together in the same slate, such as competition and complementarity, relative attractiveness, etc [Yue et al., 2010].

In this paper, we apply Conditional Variational Auto-Encoders (CVAEs) [Kingma et al., 2014, Kingma and Welling, 2013, Jimenez Rezende et al., 2014] to model the distributions of whole slates conditioned on user response. We call our proposed model **List-CVAE**. The **key contributions** of our work are

1. To the best of our knowledge, this is the first model that provides a conditional generative modeling framework for slate recommendation by direct generation. It does not necessarily require a candidate generator at inference time and is flexible enough to work with any visual presentation of the slate as long as the ordering of display positions is fixed throughout training and inference times.
2. To deal with the problem at scale, we introduce an architecture that uses pretrained document embeddings combined with a k -head attention layer within the CVAE model.

The structure of this paper is the following. First we introduce related work on VAEs applied to the recommendation problem. Next we introduce our List-CVAE modeling approach. The last part of the paper is devoted to experiments on both simulated and the real-world datasets.

2 Related Work

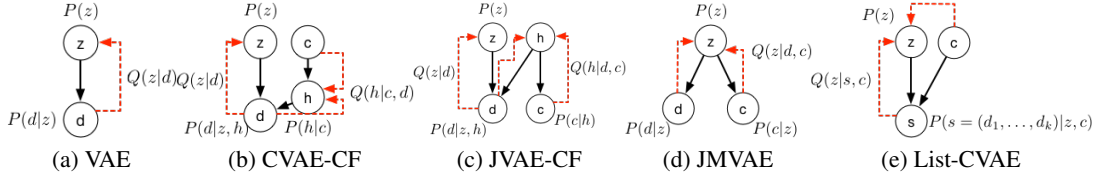


Figure 1: Comparison of related variants of VAE models. Note that user variables are not included in the graphs for clarity. (a) VAE; (b) CVAE-CF with auxiliary variables; (c) Joint Variational Auto-Encoder-Collaborative Filtering (JVAE-CF); (d) JMVAE; and, (e) List-CVAE (ours) with the whole slate as input.

Traditional matrix factorization techniques have been applied to recommender systems with success in modeling competitions such as the Netflix Prize [Koren et al., 2009]. Later research emerged on using autoencoders to improve on the results of matrix factorization [Wu et al., 2016, Wang et al., 2015] (CDAE, CDL). More recently several works use Boltzmann Machines [Abdollahi and Nasraoui, 2016] and variants of VAE models in the Collaborative Filtering (CF) paradigm to model recommender systems [Li and She, 2017, Lee et al., 2017, Liang et al., 2018] (Collaborative VAE, JMVAE, CVAE-CF, JVAE-CF). See Figure 1 for model comparisons. In this paper, unless specified otherwise, the user features and any context are considered part of the conditioning variables. These models have primarily focused on the greedy approach of modeling independently each document or pairs of documents in the slate and applying the greedy ordering at inference time.

Our model is closely related to the Joint Multimodal Variational Auto-Encoder (JMVAE) architecture (Figure 1d). However, our paper addresses multi-document slates generation using conditional generative models for the first time, which let us use the whole slate as input instead of single documents, and directly generate slates instead of ranking by prediction scores.

Other relevant work from the Information Retrieval (IR) literature are listwise ranking methods, e.g. [Cao et al., 2007, Xia et al., 2008, Shi et al., 2010, Huang et al., 2015]. These methods use a listwise loss function that takes context and position into account. They eventually assign a prediction score for each document and greedily rank them at inference time.

In the Reinforcement Learning (RL) literature, [Sunehag et al., 2015] view the whole slates as actions and use a deterministic policy gradient update to learn a policy that generates these actions, given concatenated document features as input.

Finally, the framework proposed by [Wang et al., 2016] predicts user engagement for document and position pairs. It optimizes whole page layouts but may suffer from poor scalability due to combinatorial explosion.

3 Theory

3.1 Problem Setup

We formally define the slate recommendation problem as follows. Let \mathcal{D} denote a corpus of documents and let k be the slate size. We want to find an optimal slate $\mathbf{s} = (d_1, d_2, \dots, d_k)$ where $d_i \in \mathcal{D}$ such that \mathbf{s} maximizes $\mathbb{E}[\sum_{i=1}^k r_i]$ where $\mathbf{r} = (r_1, \dots, r_k)$ is the engagement response vector from users and $r_i \in \mathcal{R}$ is the user response for document d_i . For example, if the problem is to maximize the number of clicks on a slate, then $r_i \in \{0, 1\}$ denotes whether the document d_i is clicked.

We assume the slates $\mathbf{s} = (d_1, d_2, \dots, d_k)$ and the user response vector \mathbf{r} are jointly drawn from a distribution $\mathbb{P}_{\mathcal{D}^k \times \mathcal{R}^k}$. In this paper, we use a CVAE to model the joint distribution of all documents in the slate conditioned on the user responses \mathbf{r} , $\mathbb{P}(d_1, d_2, \dots, d_k | \mathbf{r})$. At inference time, the List-CVAE model attempts to generate the optimal slate by conditioning on the ideal user response \mathbf{r}^* .

3.2 Variational Auto-Encoders

Variational Auto-Encoders (VAEs) are latent-variable models that define a joint density $P_\theta(x, z)$ between observed variables x and latent variables z parametrized by a vector θ . Training such models requires marginalizing the latent variables in order to maximize the data likelihood $P_\theta(x) = \int P_\theta(x, z) dz$. Since we cannot solve this marginalization explicitly, we resort to a variational approximation. For this, a variational posterior density $Q_\phi(z|x)$ parametrized by a vector ϕ is introduced and we optimize the variational Evidence Lower-BOund (ELBO) on the data log-likelihood:

$$\log P_\theta(x) = \text{KL}[Q_\phi(z|x) \| P_\theta(z|x)] + \mathbb{E}_{Q_\phi(z|x)} [-\log Q_\phi(z|x) + \log P_\theta(x, z)], \quad (1)$$

$$\geq -\text{KL}[Q_\phi(z|x) \| P_\theta(z)] + \mathbb{E}_{Q_\phi(z|x)} [\log P_\theta(x|z)], \quad (2)$$

where KL is the Kullback–Leibler divergence and where $P_\theta(z)$ is a prior distribution over latent variables. In a CVAE we extend the distributions $P_\theta(x, z)$ and $Q_\phi(z|x)$ to also depend on an external condition c . The corresponding distributions are indicated by $P_\theta(x, z|c)$ and $Q_\phi(z|x, c)$. Taking the conditioning c into account, we can write the variational loss to minimize as

$$\mathcal{L}_{\text{CVAE}} = \text{KL}[Q_\phi(z|x, c) \| P_\theta(z|c)] - \mathbb{E}_{Q_\phi(z|x, c)} [\log P_\theta(x|z, c)]. \quad (3)$$

3.3 Our Model

As we explained in Section 1, “optimality” of a slate depends on the task. With that in mind, we define the mapping $\Phi : \mathcal{R}^k \mapsto \mathcal{C}$. It transforms a user response \mathbf{r} into a vector in \mathcal{C} that encodes the metric we wish to optimize. For instance, If we want to maximize clicks on the slate, we can use the binary click response vectors $\mathbf{c} = \mathbf{r} = \{0, 1\}^k$.

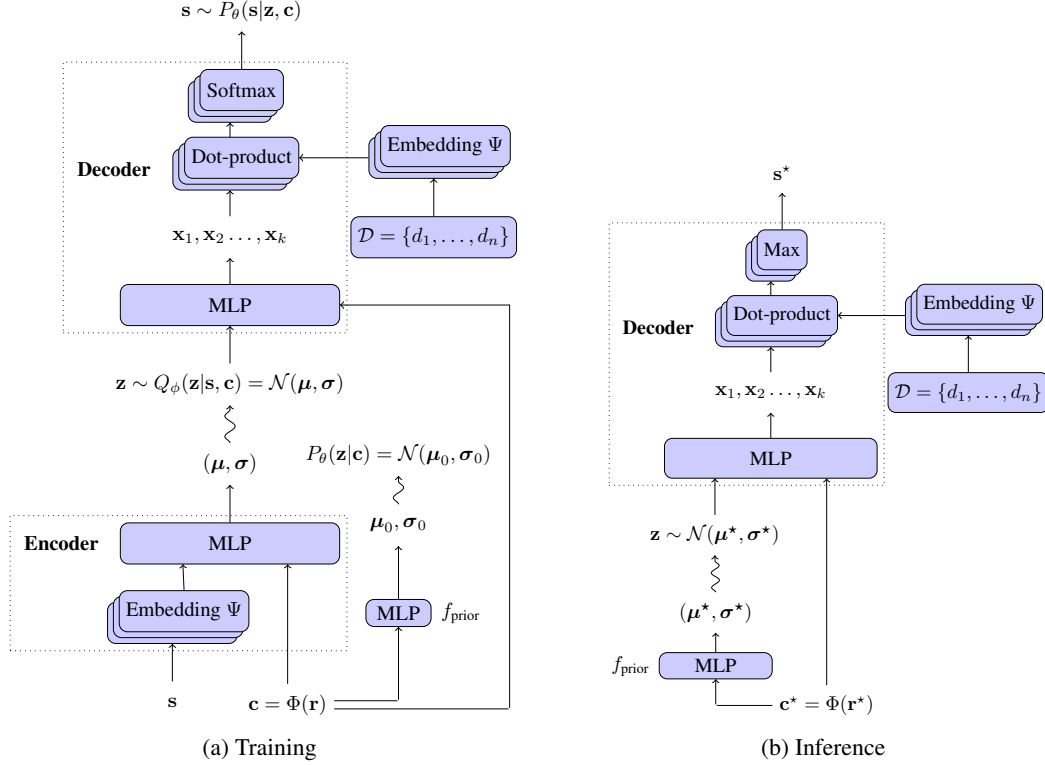


Figure 2: Structure of List-CVAE for both (a) training and (b) inference. $\mathbf{s} = (d_1, d_2, \dots, d_k)$ is the input slate. $\mathbf{c} = \Phi(\mathbf{r})$ is the conditioning where $\mathbf{r} = (r_1, r_2, \dots, r_k)$ is the user responses on the slate \mathbf{s} . The concatenation of \mathbf{s} and \mathbf{c} makes the input vector to the encoder. $\mathbf{z} \in \mathbb{R}^m$ is the latent variable with a learned prior distribution $\mathcal{N}(\mu_0, \sigma_0)$. \mathbf{c}^* is the ideal condition whose concatenation with sampled \mathbf{z} is the input to the decoder at inference time.

As usual with VAEs, the decoder models a distribution $P_\theta(\mathbf{s}|\mathbf{z}, \mathbf{c})$ that, conditioned on \mathbf{z} , is easy to represent. In our case, $P_\theta(\mathbf{s}|\mathbf{z}, \mathbf{c})$ models an independent probability for each document on the slate, represented by a softmax distribution. Note that this does not mean that our model ignores interactions between documents since the *marginalized* posterior $P_\theta(\mathbf{s}|\mathbf{c}) = \int_{\mathbf{z}} P_\theta(\mathbf{s}|\mathbf{z}, \mathbf{c}) P_\theta(\mathbf{z}|\mathbf{c})$ can be arbitrarily complex.

Since the number of documents in \mathcal{D} can be large, we first embed them into a low dimensional space. Let $\Psi : \mathcal{D} \mapsto \mathbb{S}^{q-1}$ be that normalized embedding where \mathbb{S}^{q-1} denotes the unit sphere in \mathbb{R}^q . Ψ can easily be pretrained using a standard supervised model that predicts user responses from documents or through a standard auto-encoder technique. For each document in the slate, our model produces a code in \mathbb{R}^q that is then matched to each document from \mathcal{D} *via* a dot-product. This operation produces the logits for k softmaxes. The dot-product and softmax operations together essentially form a k -head attention layer.

We then train this model as a CVAE by minimizing the sum of the reconstruction loss and the KL-divergence term:

$$\mathcal{L} = \beta \text{KL} [Q_\phi(\mathbf{z} | \mathbf{s}, \mathbf{c}) \| P_\theta(\mathbf{z} | \mathbf{c})] - \mathbb{E}_{Q_\phi(\mathbf{z} | \mathbf{s}, \mathbf{c})} [\log P_\theta(\mathbf{s} | \mathbf{z}, \mathbf{c})], \quad (4)$$

where β is a function of the current training step [Higgins et al., 2017].

During inference, we desire to generate slates that correspond to our criterion of optimality, which depends on Φ . For instance, if $\mathbf{c} = \mathbf{r} = \{0, 1\}^k$, then $\mathbf{c}^* = \mathbf{r}^* = (1, 1, \dots, 1)$. Therefore we always condition on $\mathbf{c}^* = \Phi(\mathbf{r}^*)$ during inference. The slates are then generated by first sampling \mathbf{z} , generating $(\mathbf{x}_1, \dots, \mathbf{x}_k)$ from the learned $P_\theta(\mathbf{s}|\mathbf{z}, \mathbf{c}^*)$, and then picking the argmax over the dot-products independently.

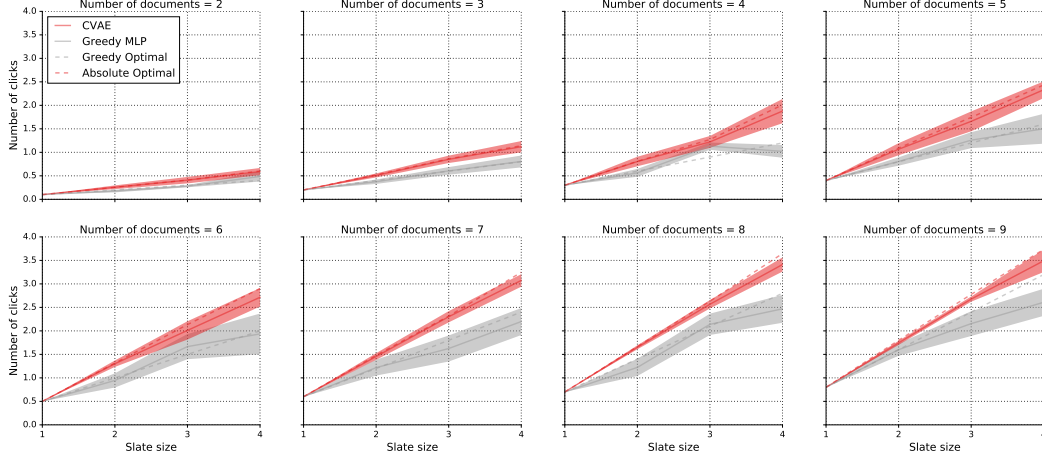


Figure 3: Small-scale experiments. We compare List-CVAE’s performance against Absolute Optimal, Greedy Optimal and the Greedy MLP model. The y-axis is the average number of total clicks on the generated slates. For visualization, results are sliced by n and varying k . The shaded area represent the 95% confidence interval over 10 independent runs.

4 Experiments

4.1 Simulation Data

Setup: The simulator generates a random matrix $W \sim \mathcal{N}(\mu, \sigma)^{k \times n \times k \times n}$ where each element W_{i,d_i,j,d_j} represents the interaction between document d_i at position i and document d_j at position j , and $n = |\mathcal{D}|$. It simulates biases caused by layouts of documents on the slate (below, we set $\mu = 1$ and $\sigma = 0.5$). Every document $d_i \in \mathcal{D}$ has a probability of engagement $A_i \sim \mathcal{U}(0, 1)$ representing its innate attractiveness. User responses are computed by multiplying A_i with interaction multipliers $W(i, d_i, j, d_j)$ for each document presented before d_i on the slate. Thus the user response

$$r_i \sim \mathcal{B} \left[\left(A_i \prod_{j=1}^i W_{i,d_i,j,d_j} \right) \middle|_{[0,1]} \right] \quad (5)$$

for $i = 1, \dots, k$, where \mathcal{B} represents the Bernoulli distribution.

During training, all models see uniformly randomly generated slates $\mathbf{s} \sim \mathcal{U}\{1, n\}^k$ and their generated responses \mathbf{r} . During inference time, we generate slates \mathbf{s} by conditioning on $\mathbf{c}^* = (1, \dots, 1)$. We do not require document de-duplication since repetition may be desired (e.g. in an online advertisement session) and List-CVAE should learn if diversity increases engagement.

For evaluation, we cannot use offline ranking evaluation metrics such as Normalized Discounted Cumulative Gain (NDCG) [Järvelin and Kekäläinen, 2000], Mean Average Precision (MAP) [Baeza-Yates and Ribeiro-Neto, 1999] or Inverse Propensity Score (IPS) [Little and Rubin, 2002], etc. These metrics either requires prediction scores for individual documents or assumes that more relevant documents should appear in earlier ranking positions, unfairly favoring greedy ranking methods.

Instead, we evaluate the expected number of clicks over the distribution of generated slates and over the distribution of clicks on each document:

$$\mathbb{E}[\# \text{ of clicks}] = \sum_{\mathbf{s} \in \{1, \dots, n\}^k} \mathbb{E}[\# \text{ of clicks} | \mathbf{s}] P(\mathbf{s}) = \sum_{\mathbf{s} \in \mathcal{D}^k} \sum_{\mathbf{r} \in \mathcal{R}^k} \sum_{i=1}^k r_i P(\mathbf{r}) P(\mathbf{s}). \quad (6)$$

In practice, we compute the metric by averaging over 100,000 sampled slates and their sampled response. Finally, all experiments compare **List-CVAE** with the greedy ranking baseline, named **Greedy MLP**. Greedy MLP trains on (d_i, r_i) pairs and outputs the greedy slate consisting of its

highest scoring document $d^* = \arg \max_{d \in \mathcal{D}} P(r = 1|d)$ repeated k times. List-CVAE generates slates $\mathbf{s} = \arg \max_{\mathbf{s} \in \{1, \dots, n\}^k} P_\theta(\mathbf{s}|\mathbf{z}, \mathbf{c}^*)$. The encoder and decoder of List-CVAE, as well as Greedy MLP consist of two fully-connected neural network layers of the same size.

Small-scale experiments ($n < 10, k < 5$): For simplicity, we use the constant spherical normal-distributed prior $P_\theta(\mathbf{z}) = \mathcal{N}(\mathbf{0}, \mathbf{I})$. The input documents are embedded by one-hot vectors. For baselines, we also compare with the **Greedy Optimal** slate (d^*, \dots, d^*) where $d^* = \arg \max_{d_i \in \mathcal{D}} (A_i)$, and the **Absolute Optimal** slate $\arg \max_{\mathbf{s} \in \{1, \dots, n\}^k} \mathbb{E}[\text{clicks}|\mathbf{s}]$ computed by brute-force search. We sweep over hyperparameters: the width of each hidden layer ranges between 64 and 256, the number of latent dimensions ranges between 16 and 64, the value of β ranges between 0 and 10 and is annealed to 1 in 40,000 steps, and the initial learning rate of Adam ranges between 10^{-4} and 10^{-2} . Each mini-batch contains 128 independently drawn slates, and each layer uses a Rectified-Linear Unit (ReLU) activation².

Figure 3 shows the expected number of clicks from the best performing set of hyperparameters for all models after 40,000 training steps. In all variations of n and k , List-CVAE outperforms Greedy MLP. We also observe that both methods are close to their theoretical optimal upper bounds (seen as dashed lines of the same color).

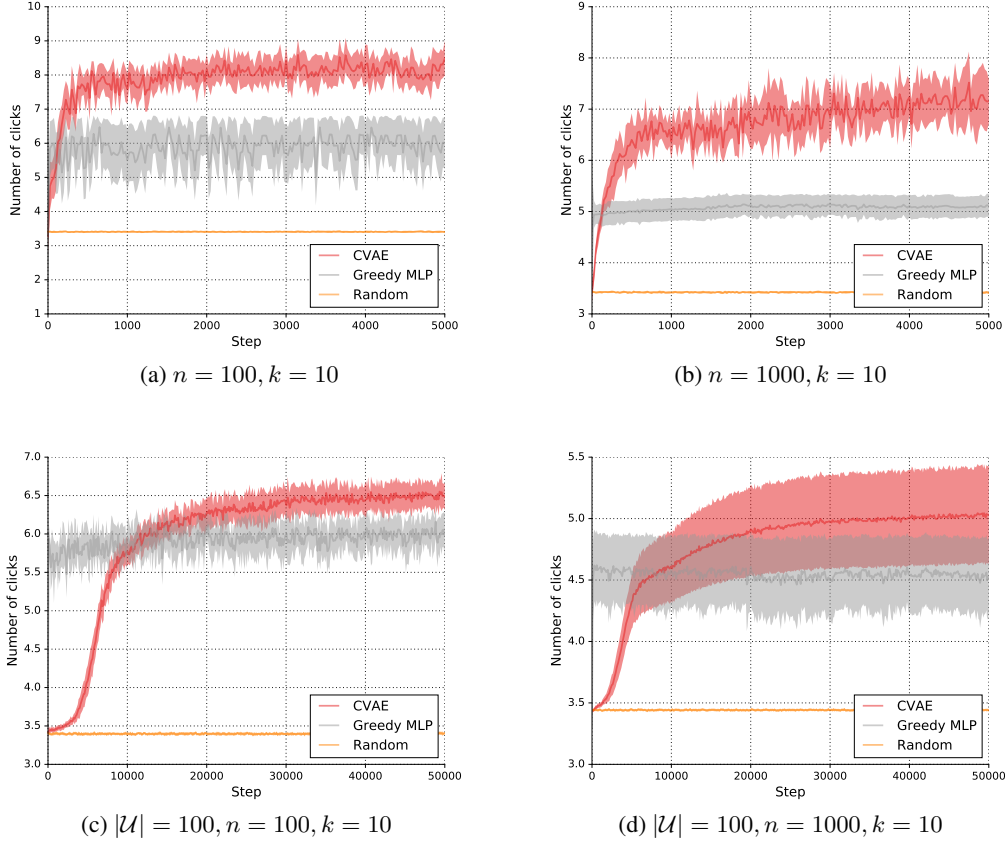


Figure 4: Medium-scale experiments. The shaded area represent the 95% confidence interval over 30 independent runs. We compare List-CVAE against Greedy MLP and Random baselines on medium-scale synthetic data.

Medium-scale experiments ($n = 100, 1000, k = 10$): We distill the simulated environment of Eq. (5) using cross-entropy loss onto a neural network model that officiates as our new simulation environment. The model consists of an embedding layer, which encodes documents into 8-dimensional embeddings. It then concatenates the embeddings of all the documents that form a slate and follows

²We also tried `tanh` and `softplus` as activation functions, but ReLU produced more consistent results.

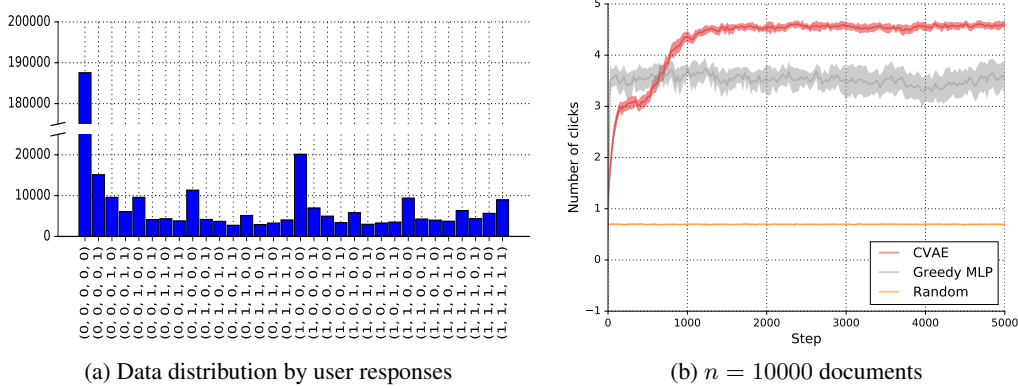


Figure 5: Real data experiments: (a) Distribution of user responses in the filtered RecSys 2015 YOOCHOOSE Challenge dataset; (b) We compare List-CVAE against Greedy and Random baselines on a semi-synthetic dataset of 10,000 documents. The shaded area represent the 95% confidence interval over 30 independent runs.

this concatenation with two hidden layers and a final softmax layer that predicts the slate response amongst the 2^k possible responses. Thus we call it the “response model”.

We use the resulting trained embeddings in both the List-CVAE and Greedy MLP models. We also use trained priors $P_\theta(\mathbf{z}|\mathbf{c}) = \mathcal{N}(\mu^*, \sigma^*)$ where $\mu^*, \sigma^* = f_{\text{prior}}(\mathbf{c}^*)$ and f_{prior} is modeled by a small MLP (16, 32). Additionally, since we found little difference between different hyperparameters, we fixed the width of all hidden layers to 128, the learning rate to 10^{-3} and the number of latent dimensions to 16. We anneal β from 0 to 1 in 40,000 training steps.

Figure 4a, 4b shows the performance comparison when the number of documents $n = 100, 1000$ and slate size to $k = 10$. While List-CVAE is not quite capable of reaching a perfect performance of 10 clicks (which is probably even above the optimal upper bound), it easily outperforms Greedy MLP after only a few training steps.

Personalization ($|\mathcal{U}| = 100, n = 100, 1000, k = 10$): We add the set \mathcal{U} of 100 different users to the simulation engine by permuting the innate attractiveness of documents and their interactions matrix W by a user-specific function π_u . Let

$$r_i^u \sim \mathcal{B} \left[\left(A_{\pi_u(i)} \prod_{j=1}^i W_{i, d_{\pi_u(i)}, j, d_{\pi_u(j)}} \right) \middle|_{[0,1]} \right] \quad (7)$$

be the response of the user u on the document d_i . During training, the condition \mathbf{c} is a concatenation of 16 dimensional user embeddings $\Theta(u)$ obtained from the response model, and responses \mathbf{r} . At inference time, the model condition on $\mathbf{c}^* = (\mathbf{r}^*, \Theta(u))$ for each randomly generated test user u . We sweep over hidden layers of 512 or 1024 units in List-CVAE, MLP and the response model. The other hyperparameters remain the same. Figure 4c, 4d show that slates generated by List-CVAE have on average around 0.5 more clicks than those produced by the MLP model.

4.2 Real-world Data

Due to a lack of publicly available large scale slate datasets, we use the data provided by the RecSys 2015 YOOCHOOSE Challenge [Ben-Shimon et al., 2015]. This dataset consists of 9.2M user purchase sessions around 53K products. Each user session contains an ordered list of products on which the user clicked, and whether they decided to buy them. The List-CVAE model can be used on slates with temporal ordering. Thus we form slates of size 5 by taking consecutive clicked products. We then build user responses from whether the user bought them. We remove slates with no positive responses, which account for 50% of the total number of slates. After filtering out products that are rarely bought, we get 375K slates of size 5 and a corpus of 10,000 candidate documents. Figure 5a shows the user response distribution of the training data.

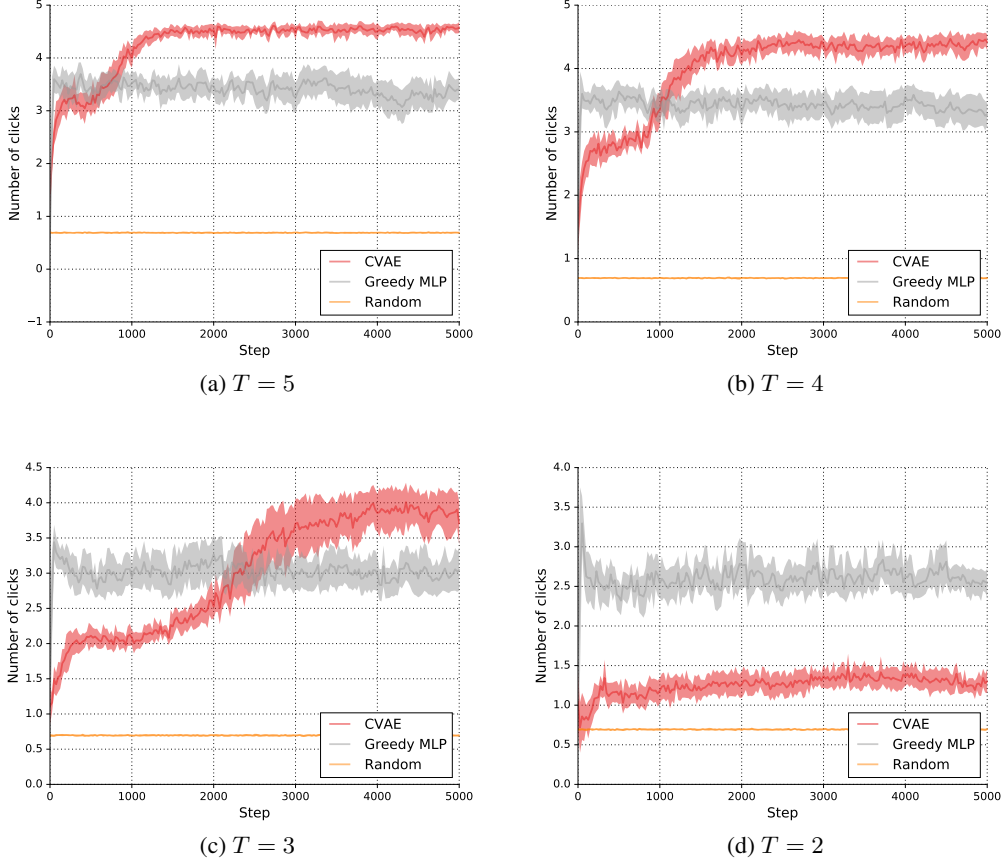


Figure 6: Generality test on List-CVAE. All training examples with total responses $\sum_{i=1}^5 r_i \geq T$ are eliminated from the training data.

Similarly to the previous section, we train a two-layer response model that officiates as a new semi-synthetic simulation environment. We use the same hyperparameters used previously. Figure 5b shows that List-CVAE outperforms Greedy MLP within 1,000 training steps, which corresponds to having seen less than $10^{-11}\%$ of all possible slates.

Generalization: In practice, we may not have any optimal slates in the training data. Hence it is crucial that List-CVAE learns to generalize to unseen optimal conditions. To test its generalization power, we eliminated from the training data all slates where user responses $\sum_{i=1}^k r_i \geq T$ for $T = 2, 3, 4, 5$. Figure 6 shows test results on increasingly difficult training sets from which to infer on the optimal slates. Even training on slates with only 1 or 2 total clicks, List-CVAE still surpasses the performance of greedy MLP within 2500 steps (Figure 6c). Thus demonstrating the strong generalization power of the model.

5 Discussion

In practice, the size of the candidate generation set \mathcal{S} is restricted by inference time latency. We show in this paper that for reasonable sizes of \mathcal{S} , List-CVAE reaches superior performance compared to the greedy ranking baseline. List-CVAE is a strong competitor to the greedy MLP approach in industry systems at the ranking stage. Due to a lack of large scale slate datasets, we were not able to test the model on millions of documents. If List-CVAE still performs better than simple MLP models on such a scale, not only can the model replace MLPs at the ranking stage, but we may get rid of the candidate generation stage as well.

References

- J. Ben Schafer, Joseph A. Konstan, and John Riedl. E-commerce recommendation applications. *Data Mining and Knowledge Discovery*, pages 115–153, 2001.
- Jie Lu, Dianshuang Wu, Mingsong Mao, Wei Wang, and Guangquan Zhang. Recommender system application developments: A survey. 74, 04 2015.
- Adith Swaminathan, Akshay Krishnamurthy, Alekh Agarwal, Miroslav Dudík, John Langford, Damien Jose, and Imed Zitouni. Off-policy evaluation for slate recommendation. In *Proceedings of the 31st Conference on Neural Information Processing Systems (NIPS 2017)*., 2017.
- Peter Sunehag, Richard Evans, Gabriel Dulac-Arnold, Yori Zwols, Daniel Visentin, and Ben Coppin. Deep reinforcement learning with attention for slate markov decision processes with high-dimensional states and actions. 2015.
- Paul Covington, Jay Adams, and Emre Sargin. Deep neural networks for youtube recommendations. In *Proceedings of the 10th ACM Conference on Recommender Systems*, New York, NY, USA, 2016.
- Thorsten Joachims, Laura Granka, Bing Pan, Helene Hembrooke, and Geri Gay. Accurately interpreting clickthrough data as implicit feedback. In *28th Annual International ACM SIGIR Conference on Research and Development in Information Retrieval (SIGIR)*, pages 154–161, 2005.
- Yisong Yue, Rajan Patel, and Hein Roehrig. Beyond position bias: Examining result attractiveness as a source of presentation bias in clickthrough data. In *19th International Conference on World Wide Web (WWW)*, pages 1011–1018, 2010.
- Diederik P Kingma, Danilo Jimenez Rezende, Shakir Mohamed, and Max Welling. Semi-supervised learning with deep generative models. 2014.
- Diederik P Kingma and Max Welling. Auto-encoding variational bayes. In *Proceedings of the 2nd international conference on Learning Representations (ICLR)*., 2013.
- Danilo Jimenez Rezende, Shakir Mohamed, and Daan Wierstra. Stochastic backpropagation and approximate inference in deep generative models. *arXiv preprint arXiv:1401.4082*, 2014.
- Yehuda Koren, Robert Bell, and Chris Volinsky. Matrix factorization techniques for recommender systems. *Computer*, 42(8):30–37, August 2009. ISSN 0018-9162.
- Yao Wu, Christopher DuBois, Alice X. Zheng, and Martin Ester. Collaborative denoising auto-encoders for top-n recommender systems. In *Proceedings of the Ninth ACM International Conference on Web Search and Data Mining (WSDM '16)*, pages 153–162, 2016.
- Hao Wang, Naiyan Wang, and Dit-Yan Yeung. Collaborative deep learning for recommender systems. In *Proceedings of the 21th ACM SIGKDD International Conference on Knowledge Discovery and Data Mining (KDD '15)*, pages 1235–1244, 2015.
- Behnoush Abdollahi and Olfa Nasraoui. Explainable restricted boltzmann machines for collaborative filtering. In *2016 ICML Workshop on Human Interpretability in Machine Learning (WHI 2016)*, 2016.
- Xiaopeng Li and James She. Collaborative variational autoencoder for recommender systems. In *Proceedings of the 23rd ACM SIGKDD international conference on knowledge discovery and data mining.*, Halifax, NS, Canada, 2017.
- Wonsung Lee, Kyungwoo Song, and Il-Chul Moon. Augmented variational autoencoders for collaborative filtering with auxiliary information. In *CIKM '17 Proceedings of the 2017 ACM on Conference on Information and Knowledge Management*, 2017.
- Dawen Liang, Rahul G. Krishnan, Matthew D. Hoffman, and Tony Jebara. Variational autoencoders for collaborative filtering. 2018.
- Zhe Cao, Tao Qin, Tie-Yan Liu, Ming-Feng Tsai, and Hang Li. Learning to rank: From pairwise approach to listwise approach. Technical report, April 2007.

- Fen Xia, Tie-Yan Liu, Jue Wang, Wensheng Zhang, and Hang Li. Listwise approach to learning to rank - theory and algorithm. In *Proceedings of the 25th International Conference on Machine Learning (ICML)*., Helsinki, Finland, 2008.
- Yue Shi, Martha Larson, and Alan Hanjalic. List-wise learning to rank with matrix factorization for collaborative filtering. In *Proceedings of the Fourth ACM Conference on Recommender Systems*, RecSys '10, pages 269–272, New York, NY, USA, 2010. ACM. ISBN 978-1-60558-906-0.
- Shanshan Huang, Shuaiqiang Wang, Tie-Yan Liu, Jun Ma, Zhumin Chen, and Jari Veijalainen. Listwise collaborative filtering. In *Proceedings of the 38th International ACM SIGIR Conference on Research and Development in Information Retrieval*, SIGIR '15, pages 343–352, New York, NY, USA, 2015. ACM. ISBN 978-1-4503-3621-5.
- Yue Wang, Dawei Yin, Luo Jie, Pengyuan Wang, Makoto Yamada, Yi Chang, and Qiaozhu Mei. Beyond ranking: Optimizing whole-page presentation. In *Proceedings of the Ninth ACM International Conference on Web Search and Data Mining*, WSDM '16, pages 103–112, New York, NY, USA, 2016. ACM. ISBN 978-1-4503-3716-8.
- Irina Higgins, Loic Matthey, Arka Pal, Christopher Burgess, Xavier Glorot, Matthew Botvinick, Shakir Mohamed, and Alexander Lerchner. β -vae: Learning basic visual concepts with a constrained variational framework. In *Proceedings of Fifth International Conference on Learning Representations (ICLR 2017)*., 2017.
- Kalervo Järvelin and Jaana Kekäläinen. Ir evaluation methods for retrieving highly relevant documents. *SIGIR Forum*, 51:243–250, 2000.
- R. Baeza-Yates and B. Ribeiro-Neto. *Modern information retrieval*. Addison Wesley, 1999.
- R. J. A. Little and D. B. Rubin. *Statistical Analysis with Missing Data*. John Wiley, 2002.
- David Ben-Shimon, Michael Friedman, Alexander Tsikinovsky, and Johannes Hörle. Recsys challenge 2015 and the yoochoose dataset, 2015.