

# Microlensing model fitting with `MulensModel`

Radosław Poleski<sup>a</sup>, Jennifer C. Yee<sup>b</sup>

<sup>a</sup>*Department of Astronomy, Ohio State University, 140 W. 18th Avenue, Columbus, OH 43210, USA*

<sup>b</sup>*Harvard-Smithsonian Center for Astrophysics, 60 Garden Street, Cambridge, MA 02138 USA*

---

## Abstract

We introduce `MulensModel`, a software package for gravitational microlensing calculations. The package provides a framework for calculating microlensing model magnification curves and goodness-of-fit statistics for microlensing events with single and binary lenses as well as a variety of higher-order effects: extended sources with limb-darkening, annual microlensing parallax, and satellite microlensing parallax. The software could also be used for analysis of the planned microlensing survey by the NASA flag-ship *WFIRST* satellite. `MulensModel` is available at <https://github.com/rpoleski/MulensModel/>.

*Keywords:* Gravitational microlensing [Exoplanets], Gravitational microlensing, Space telescopes, Astroinformatics

---

## 1. Introduction

Gravitational microlensing allows the detection of massive bodies (lenses) that are aligned with background sources of light. Light rays from the source are deflected by the lens gravity and the observer can see the increase in the flux received from the source. The light-deflecting properties depend on the lens mass, not its luminosity, hence, the microlensing technique can be used to study a variety of intrinsically faint objects that are hard to study using other methods: exoplanets (e.g., Calchi Novati et al., 2015a; Suzuki et al., 2016), brown dwarfs (e.g., Gould et al., 2009; Jung et al., 2015), distant low-mass stars (e.g., Skowron et al., 2009; Bensby et al., 2017), and stellar remnants (e.g., Mao et al., 2002; Wyrzykowski et al., 2016). Gravitational microlensing was recently reviewed by Mao (2012), Gaudi (2012), and Rahvar (2015)<sup>1</sup>.

An important capability of the microlensing technique is its ability to study exoplanets. Thanks to the natural scales, microlensing is sensitive to planets on wide orbits (Han et al., 2005; Poleski et al., 2014a) and is able to detect planets with very low masses (Beaulieu et al., 2006; Shvartzvald et al., 2017b; Bond et al., 2017). Microlensing signals can be detected due to planets that are not bound to any star, also called free-floating planets (Sumi et al., 2011; Mróz et al., 2017, 2018). The statistical census of the planets with short orbital periods has been completed by the *Kepler* mission (Coughlin et al., 2016). However, much less is known about the statistics of planets on orbits similar to the ones observed in the Solar System, i.e., where most of the planetary mass is beyond the snow line (2.7 AU). The need for much more detailed understanding of planetary systems beyond the snow lines was recognized

by the 2010 National Academy of Sciences' decadal survey and a microlensing survey from a satellite in space was recommended as a top priority for a large mission. The survey will be conducted by the *Wide Field Infrared Survey Telescope (WFIRST)*; (Spergel et al., 2015) satellite.

Here, we introduce `MulensModel` – a new software package for computing microlensing light curves and comparing them to observations. One purpose of this package is to create a modern code for microlensing that is easier to maintain and understand. Such a code will allow new users to begin fitting microlensing models quickly. With `MulensModel`, a scientist can easily begin microlensing research without writing a light-curve modeling code from scratch.

Now is a particularly opportune time for new researchers to join the microlensing field. First, there are now several publicly available microlensing datasets (see Appendix B) that may be modeled, e.g., using `MulensModel`. Second, solving microlensing light curves often involves exploring a high-dimensional and degenerate parameter space, and we can expect that the high quality of *WFIRST* photometry will uncover new unsolved modeling challenges. Thus, it is a good moment to start preparing for *WFIRST* data analysis by exploring new approaches to solving microlensing light curves. Microlensing model fitting is subject to many kinds of discrete degeneracies, such as mathematical (e.g.,  $s$  vs.  $1/s$ ; Dominik, 1999), observational (due to gaps in the data; e.g., Park et al., 2014), and astrophysical (e.g., binary source vs. planet in the lens system; Gaudi and Gould, 1997). Furthermore, even in the absence of discrete degeneracies, the likelihood space is often complex and highly correlated in the common parameterizations of microlensing models. By encouraging `MulensModel` users to employ their own fitting routines and settings (like initial guesses for the parameters), we hope to foster new

---

<sup>1</sup>We also recommend <http://microlensing-source.org/>

approaches in model fitting.

There were a few previous efforts to publicly release the microlensing codes, but these have primarily focused on methods for calculating the magnification for finite-source binary-lens events. Dominik (2007) described the Adaptive Contouring method and released its implementation. The mapmaking method was first presented by Dong et al. (2006), then improved by Dong et al. (2009) and Poleski et al. (2014b), and finally publicly released by Poleski et al. (2014a). However, the released version was capable of modeling only a very limited set of binary-lens events and was not user-friendly. The advanced contour integration algorithm was described by Bozza (2010) and its implementation (called VBBL) was released in 2016. An important advantage of the Bozza (2010) approach was the error control, which allows the user to set a threshold for the precision of the magnification calculation, thereby allowing efficient use of computer resources. Also of note is the public release of a novel approach to finding the roots of a fifth-order complex polynomial (e.g., the solutions to the binary lens equation) that was recently presented by Skowron and Gould (2012)<sup>2</sup>.

`MulensModel` differs from these previous codes is that rather than focusing on a particular method, it is focused on simplifying the experience of the user. In fact, as discussed below, `MulensModel` makes use of several of these publicly available codes, and we hope to implement more in the future. One of the main goals of `MulensModel` is to provide a transparent interface that allows the user to select different magnification calculations for different parts of the light curve easily (which can significantly improve efficiency).

Recently, (Bachelet et al., 2017) released the `pyLIMA` package, which is similar to `MulensModel` in many respects. It also incorporates VBBL for the finite-source binary-lens calculations and provides additional features for fitting a model to data and plotting. The primary difference between `MulensModel` and `pyLIMA` is that `pyLIMA` has a number of fitting methods built in. In contrast, `MulensModel` does not explicitly include any fitting techniques, but rather provides the  $\chi^2$  function to allow the user to utilize the likelihood maximization algorithm of their choice. This approach also allows the user to specify a more complex likelihood function, e.g., by adding  $\chi^2$  penalty based on some other characteristics of the model (e.g., a color-constraint as in Calchi Novati et al., 2015a).

`MulensModel` is written in Python 3 with an object-oriented approach. It incorporates several different methods for calculating the magnification of a binary lens and provides a framework for using multiple methods together. Specific examples of how `MulensModel` can be combined with optimization routines such as `EMCEE` (Foreman-Mackey et al., 2013) or `MultiNest` (Feroz and Hobson, 2008; Feroz et al., 2009) are distributed together with the `MulensModel` code. Other examples of package usage are also given.

This paper accompanies the release of version 1.0.0 of `MulensModel`. In Section 2, we describe the basic implementation approach and the major classes. In Sections 3 and 4, we briefly review the microlensing calculations and underlying computation methods. Additional code features are described in Section 5. In Section 6, we present plans for the future. Appendix A provides the source codes used to prepare all figures. In Appendix B we discuss publicly available microlensing datasets.

## 2. Implementation approach

`MulensModel` is developed and distributed via the GitHub platform:

<https://github.com/rpoleski/MulensModel>

The version 1.0.0 can be accessed via:

<https://github.com/rpoleski/MulensModel/releases/tag/v1.0.0>

The on-line documentation is available at:

<https://rpoleski.github.io/MulensModel/>

`MulensModel` follows the PEP8<sup>3</sup> coding standard. The numbering of code versions follows the Semantic Versioning<sup>4</sup> scheme. We use the Sphinx environment<sup>5</sup> to build the documentation. The Git<sup>6</sup> version control system is used for development. To load and run modules written in C we use portable Python module `ctypes`<sup>7</sup>. The reproducibility of the results is ensured by unit tests, of which we have more than 70 currently.

The `MulensModel` user will interact primarily with following classes: `Model`, `MulensData`, and `Event`. We describe them below.

The `Model` class defines a microlensing model and handles the calculation of the magnification curve. A given model is specified by a set of parameters stored in the `ModelParameters` class; the parameters implemented in version 1.0.0 are given in Table 1. `MulensModel` follows the microlensing parameter conventions defined by Skowron et al. (2011), see also Gould (2000). Specifically,  $t_0$  and  $u_0$  are defined relative to the center of mass,  $t_E$  is defined relative to the Einstein radius of the total mass of the system, and  $\alpha$  is measured counter-clockwise from the binary axis to the source trajectory.

`MulensData` is used to store a photometric dataset (i.e., epochs and photometric measurements and their uncertainties). For each dataset, its properties are specified independently: `bandpass` (used for source limb-darkening), `satellite ephemeris` (if any), the format of photometry (flux

<sup>2</sup>[http://www.astrouw.edu.pl/~jskowron/cmplx\\_roots\\_sg/](http://www.astrouw.edu.pl/~jskowron/cmplx_roots_sg/)

<sup>3</sup><https://www.python.org/dev/peps/pep-0008/>

<sup>4</sup><https://semver.org/>

<sup>5</sup><http://www.sphinx-doc.org/>

<sup>6</sup><https://git-scm.com/>

<sup>7</sup><https://docs.python.org/3.5/library/ctypes.html>

or magnitudes), and the mask of epochs to be excluded from the calculations.

The `Event` class combines any number of instances of `MulensData` with an instance of `Model`. The main method of the `Event` class is `get_chi2()`, which calculates the total  $\chi^2$  statistic for all datasets relative to the given `Model`. The observed flux  $F(t)$  consists of the flux from the magnified source star  $F_S$  blended with unmagnified flux from other stars  $F_B$ . Since the point-spread-function of each dataset is unique and the microlensing events are mostly observed in highly crowded sky regions, the blend flux must be fitted for each dataset independently. We also fit the source flux to each dataset, since the photometric data are often uncalibrated, and hence on an arbitrary photometric system. The magnification  $A(t)$  is calculated for each dataset, and then a linear transformation is used to fit  $F_S$  and  $F_B$  to the observed flux values  $F(t)$ :

$$F(t) = A(t)F_S + F_B. \quad (1)$$

### 3. Point lenses

In this section we review how the microlensing magnification is calculated for point-lens events. These calculations are implemented in the `PointLens` class.

#### 3.1. Lens equation and Paczyński curve

Magnification and the properties of the source images are derived from the lens equation that maps the source plane coordinates of a light ray to the image plane coordinates. Let  $\beta$  be the angle between unperturbed source position and the lens position, whereas  $\theta$  is the image angular separation from the lens. The lens equation is:

$$\beta = \theta - \frac{4GM}{c^2} \frac{D_s - D_l}{D_s D_l} \frac{1}{\theta}, \quad (2)$$

where  $G$  is the gravitational constant,  $M$  is the lens mass,  $c$  is the speed of light,  $D_s$  is the source distance, and  $D_l$  is the lens distance. The above equation can be written in a simpler form, once we introduce the Einstein ring radius  $\theta_E$ , which characterizes the event as a whole:

$$\theta_E = \sqrt{\frac{4GM}{c^2} \frac{D_s - D_l}{D_s D_l}}.$$

Then Equation 2 becomes:

$$\beta = \theta - \frac{\theta_E^2}{\theta}.$$

We can further simplify the notation if we use  $\theta_E$  as a fundamental angular scale and substitute:  $u = \beta/\theta_E$  and  $y = \theta/\theta_E$ :

$$u = y - \frac{1}{y}$$

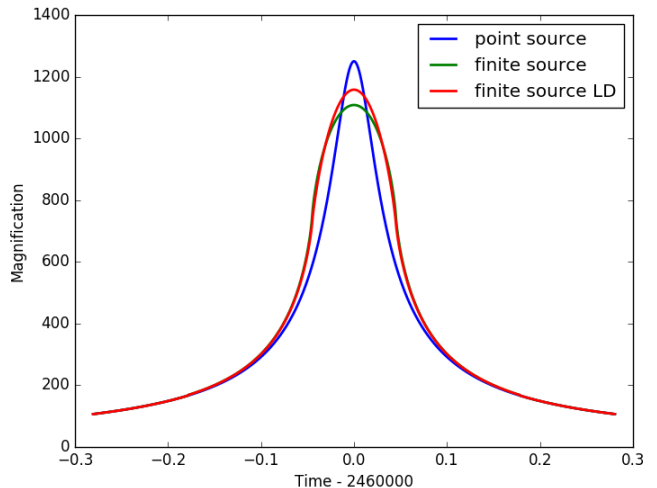


Figure 1: Example point-lens magnification curves. Blue line shows the point-source approximation (Paczynski curve) with high peak magnification. Green curve represents the finite source magnification curve ( $\rho = 0.0017$  and  $u_0 = 0.0008$ ), while the red curve additionally includes the limb-darkening effect ( $\Gamma = 0.4$ ). The source codes used to produce this and next figures are provided in the Appendix A. The values of all the parameters are given in the first few lines of each source code.

The image magnification is  $A = \frac{y}{u} \frac{dy}{du}$ . For a single lens there are two images and the total magnification is (Paczynski, 1986):

$$A(u) = \frac{u^2 + 2}{u\sqrt{u^2 + 4}}. \quad (3)$$

This equation is exact for a point source, and as long as  $u$  is much larger than the source size ( $\rho$ ), a point source approximation is sufficient to describe the magnification.

When the relative lens-source motion can be approximated as rectilinear, then  $u$  for an epoch  $t$  is given by:

$$u^2 = u_0^2 + \tau^2 \quad (4)$$

$$\tau = \frac{t - t_0}{t_E}, \quad (5)$$

where  $t_0$  is the epoch of the minimum approach,  $u_0$  is the impact parameter, and  $t_E$  is the Einstein timescale (Gould, 2000). The Einstein timescale is defined as  $t_E = \theta_E/\mu$ , where  $\mu$  is the lens-source relative proper motion. The system of Equations 3, 4, and 5 are frequently called the Paczynski curve. We present Paczynski curves with high peak magnification in Figure 1 (blue line) and low peak magnification in Figure 2 (dashed red line).

#### 3.2. Finite source

We see from Equation 3, which is derived in the point-source point-lens limit, that the magnification would be infinite for  $u = 0$ . In reality, the assumption of a point source is not valid, as every source has some finite, even if very small, angular size. For a typical bulge source, the angular source radius ( $\theta_*$ ) is a few  $\mu\text{arcsec}$ , or about 0.001

Parameter	Name in <code>MulensModel</code>	Description
$t_0$	<code>t_0</code>	The time of the closest approach between the source and the lens.
$u_0$	<code>u_0</code>	The impact parameter between the source and the lens center of mass.
$t_E$	<code>t_E</code>	The Einstein crossing time.
$t_{\text{eff}}$	<code>t_eff</code>	The effective timescale, $t_{\text{eff}} \equiv u_0 t_E$ .
$\rho$	<code>rho</code>	The radius of the source as a fraction of the Einstein ring.
$t_\star$	<code>t_star</code>	The source self-crossing time, $t_\star \equiv \rho t_E$ .
$\pi_{E,N}$	<code>pi_E_N</code>	The North component of the microlensing parallax vector.
$\pi_{E,E}$	<code>pi_E_E</code>	The East component of the microlensing parallax vector.
$t_{0,\text{par}}$	<code>t_0_par</code>	The reference time for parameters in parallax models.
$s$	<code>s</code>	The projected separation between the lens primary and its companion as a fraction of the Einstein ring.
$q$	<code>q</code>	The mass ratio between the lens companion and the lens primary $q \equiv m_2/m_1$ .
$\alpha$	<code>alpha</code>	The angle between the source trajectory and the binary axis.

Table 1: Names of microlensing parameters in `MulensModel` class `ModelParameters`.

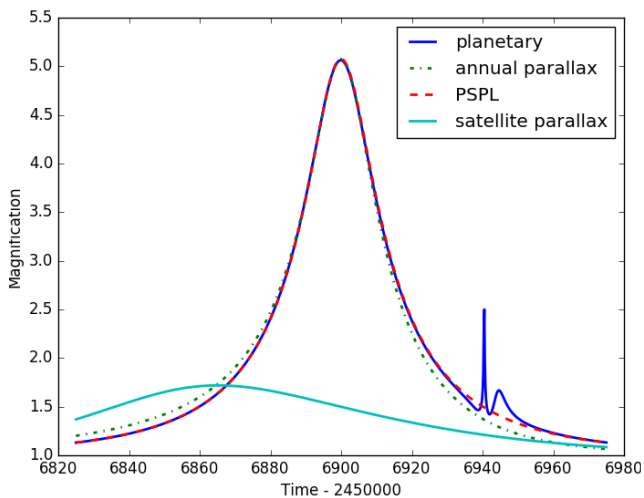


Figure 2: Example magnification curves: dashed red – point-source point-lens, solid blue – binary lens with planetary mass ratio ( $q = 0.001$ ,  $s = 1.5$ ), dot-dashed green – point-source point-lens curve affected by the annual parallax effect (relatively large value of  $\pi_E = 0.61$ ), and solid cyan – point-source point-lens curve as seen by the *Spitzer* satellite (for the same parallax value). Note that the planetary model seen in the blue curve is significantly more complicated than a simple sum of two point-source point-lens models.

of  $\theta_E$ . Hence, if  $u$  is smaller than a few times  $\rho = \theta_\star/\theta_E$ , then different parts of the source disk are magnified by significantly different amounts and the magnification differs from the point-source approximation (Witt and Mao, 1994). `MulensModel` implements the finite source formalism by Gould (1994b), which was further extended to limb-darkened sources by Yoo et al. (2004). These methods are accurate as long as  $\rho \lesssim 0.1$ . See Figure 1 for example magnification curves with a finite source. The finite-source magnification curve is flattened at the peak compared to the Paczyński curve.

`MulensModel` allows the user to make a few choices with regards to the finite source calculations. The limb-darkening coefficient can be provided following the  $u$  convention<sup>8</sup> (normalized by the central intensity) or the  $\Gamma$  convention (normalized by the total flux; An et al., 2002). When fitting the model, the parameter  $t_\star \equiv \rho t_E$  may be a better choice than  $\rho$ , as  $t_\star$  shows less correlation with other light-curve parameters. The value of  $t_\star$  can be estimated as the half-width of the rounded part of the light curve, e.g.,  $2t_\star \sim 0.1$  d for the example in Figure 1.

### 3.3. Microlensing parallax

The parallax effect manifests in microlensing as a deflection of the trajectory of the lens relative to the source. The microlensing parallax  $\pi_E$  is a 2-D vector with magnitude equal to the relative lens-source parallax divided by  $\theta_E$ . The direction of  $\pi_E$  is the same as the relative lens-source proper motion.

If  $\theta_E$  is measured (e.g., by measuring finite source effects, see Yoo et al., 2004), the measurement of the microlensing parallax  $\pi_E$  allows a direct measurement of the lens mass (Gould, 2000):

$$M = \frac{\theta_E}{\kappa \pi_E},$$

<sup>8</sup>Note that this  $u$  is distinct from the  $u$  used in Section 3.1. Unfortunately, common conventions use the same variable name for these two different purposes.

where  $\kappa = 4G/(c^2\text{AU}) = 8.14 \text{ mas } M_\odot^{-1}$  (mas is short for milliarcsecond). Microlensing parallax also allows constraining the lens distance (Gould, 2000):

$$\frac{1}{D_l} = \pi_E \theta_E + \frac{1}{D_s}.$$

The two above equations allow translating parameters from microlensing model (like mass ratio or projected separation of lens components) to physical properties of the lens system (masses of individual objects in  $M_\odot$  and projected separation in AU). Hence, measuring, or at least constraining, the microlensing parallax plays an important role in characterizing the lens system.

Below we briefly discuss the microlensing parallax when it manifests as annual and satellite effects. In Figure 2 we show examples of magnification curves affected by both types of the microlensing parallax. Note that parallax affects the lens-source relative trajectory and hence can be included in both single-lens and double-lens models.

### 3.3.1. Annual parallax

The Paczyński curve assumes that the relative lens-source proper motion, as seen by the observer, is rectilinear as defined by Equations 4 and 5. For many microlensing events observed towards the Galactic bulge, the timescale is shorter than 30 days. During this time, Earth’s orbital motion can be well-enough approximated as rectilinear. For longer events or events with particularly good photometric coverage, we may see the effect of Earth’s acceleration on the source-lens relative trajectory and hence, in the light curve (An et al., 2002; Gould, 2004). The calculation of the impact of the annual microlensing parallax on the source trajectory requires calculating the projection of the Earth’s velocity onto the plane of the sky for a specified reference time for parameters  $t_{0,\text{par}}$  (Skowron et al., 2011). For point lenses the best choice is  $t_{0,\text{par}} \approx t_0$ . For calculation of relative Earth-Sun positions we use high-accuracy ephemerides included in `Astropy` package (Astropy Collaboration et al., 2013; Price-Whelan et al., 2018).

### 3.3.2. Satellite parallax

Another method to measure the microlensing parallax is to observe the same event from at least two well-separated locations (Refsdal, 1966; Gould, 1994a). Typical scales of the bulge microlensing translate to the optimal separation of the satellite projected towards the bulge of about 1 AU. Both the *Spitzer* (Zhu et al., 2017b) and *K2* (Henderson et al., 2016) satellite missions meet this criterion and have observed many microlensing events in recent years. Calculating the satellite parallax effect requires calculating the projection of the Earth-satellite separation on the plane of the sky. For extracting accurate satellite positions we use JPL Horizons e-mail system (Giorgini et al., 1996)<sup>9</sup>.

<sup>9</sup><https://ssd.jpl.nasa.gov/?horizons>

## 4. Binary lenses

A binary lens consists of two components that are often parameterized by their mass-ratio  $q = m_2/m_1$  and their projected separation  $s$  (defined as a fraction of the Einstein ring radius of the combined mass). The magnification calculations for a binary lens are implemented in the `BinaryLens` class.

### 4.1. Lens equation

The addition of a second mass to the lensing system significantly changes the microlensing calculations. For point lenses discussed in Section 3, we treated source and image positions as one-dimensional thanks to the symmetry of the problem. The symmetry is broken by the second lens and we have to use two-dimensional coordinates. It is most convenient to use complex numbers to represent the coordinates (Witt, 1990). Let  $\zeta$ ,  $z$ ,  $z_1$ , and  $z_2$  be the source position, image position, and positions of the two lenses, respectively. The lens equation is then:

$$\zeta = z + \frac{m_1}{z_1 - z} + \frac{m_2}{z_2 - z}.$$

The above equation can be converted into a fifth-order complex polynomial and then solved numerically, though one has to check if all five solutions of the polynomial are also solutions of the lens equation, of which there are either three or five. `MulensModel` uses polynomial coefficients given by Witt and Mao (1995). The magnification  $A$  is

$$A = \sum \frac{1}{|\det J|}, \quad (6)$$

where summation is done over all images, and  $J$  is the Jacobian of the lens equation. The example magnification curve for a binary-lens event with planetary mass-ratio is shown in Figure 2 by the blue solid curve.

The source positions corresponding to  $\det J = 0$  define a caustic curve, on which the point source magnification would be infinite. Because the magnification diverges near a caustic, the physical size of the source and its limb-darkening significantly affect the total observed magnification within a few source radii of a caustic. As noted in Section 3.2, for a point lens the magnification  $\rightarrow \infty$  at a single point  $u = 0$ . Thus, for a point lens the caustic is just a point (same as the lens position), but for binary lenses the caustic curve expands to a series of edges that describe one, two, or three enclosed regions (Erdl and Schneider, 1993). Hence, the chances of detecting the finite source effect are much higher for binary lenses.

### 4.2. Finite Source

The simplest approach to the finite-source binary-lens magnification calculations is a direct two-dimensional integration but this approach is computationally very inefficient. Far from the caustic, it is sufficient to approximate the source as a single point, and this is the fastest method

for calculating the magnification. Below we discuss various approaches to calculating the finite-source binary-lens magnification in order of increasing accuracy (near a caustic) and correspondingly, increasing computation time.

#### 4.2.1. Taylor expansion

After the point source approximation, the next fastest approach is to calculate the magnification using the quadrupole or hexadecapole approximation of the Taylor expansion of the lensing potential (Gould, 2008; Pejcha and Heyrovský, 2009). Only thirteen point-source lens equation computations are required in the hexadecapole approximation. The approximation is generally valid and useful for source positions that are between a few and tens of source radii from the caustic. As described in Gould (2008), the exact region of validity must be determined individually for each light curve.

#### 4.2.2. Contour integration

The 2D area of an image of constant surface-brightness source can be calculated by integrating over the 1D image contour thanks to Green’s theorem (Gould and Gaucherel, 1997). It is faster to integrate over one dimension compared to two dimensions. Hence, the contour integration is an important approach to finite-source binary-lens calculations.

There are several implementation problems of contour integration that have been solved over the years. `MulensModel` implements two of the available contour integration methods. The first method is Adaptive Contouring by Dominik (2007) that uses adaptive grid size to find contours of all images. The second method is VBBL by Bozza (2010) that improves the accuracy of integration and controls the residuals, which allows optimal sampling of the source.

## 5. Additional features

The main goal of `MulensModel` is to calculate magnification curves that are used for model fitting. The code also provides a number of additional convenience functions described below.

### 5.1. Plotting

`MulensModel` offers several built-in plotting functions to facilitate the visualization of models, data, and the model residuals. In addition to the magnification curves shown in Figures 1 and 2, `MulensModel` makes it easy for the user to plot data with a given model. For each dataset the optimum values of  $F_S$  and  $F_B$  are found and the brightness measurements are scaled to the same magnitude system (Equation 1). Figure 3 shows the OGLE and MOA data<sup>10</sup> for OGLE-2003-BLG-235/MOA-2003-BLG-53 (Bond et al., 2004) and the model light curve. There are also built-in functions for plotting the caustics and the trajectory of the source relative to the lens.

<sup>10</sup>These data were downloaded from the NASA Exoplanet Archive <https://exoplanetarchive.ipac.caltech.edu/>

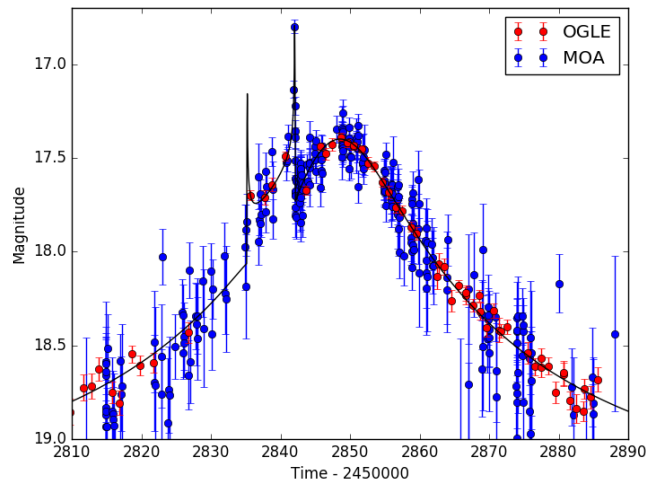


Figure 3: Data and model for OGLE-2003-BLG-235/MOA-2003-BLG-53 (Bond et al., 2004). Photometry was acquired from NASA Exoplanet Archive.

### 5.2. Reparametrization

There are multiple sets of parameters that can be used for model fitting and the optimal choice depends on the specific event being considered. In addition to  $\rho \leftrightarrow t_*$  reparametrization described in Section 3.2, `MulensModel` allows use of the effective timescale ( $t_{\text{eff}} \equiv u_0 t_E$ ) instead of either  $u_0$  or  $t_E$ .

### 5.3. Hypothetical Systems

The `mulensobjects` submodule allows the user to easily calculate microlensing quantities by defining a physical lens-source system. For example, the user may specify a lens mass, distances to the source and lens, and the relative lens-source proper motion and then retrieve  $t_E$  or various projections of the Einstein radius.

## 6. Future development

While version 1.0.0 of `MulensModel` allows a wide variety of events to be analyzed, we can envision many avenues for updates and expansions to the code, some of which we briefly outlined below.

### 6.1. Additional magnification calculation methods

There are several other methods for calculating the source magnification when finite source effects are significant. These may be more accurate or more efficient than those currently implemented, depending on the exact case. For example, for point lenses in which  $\rho \gtrsim 0.1$ , the Lee et al. (2009) method should be used. In the case of binary lenses, there are other contour integration algorithms (e.g. Dong et al., 2009). In addition to contour integration, the finite-source binary-lens magnification can be calculated using the inverse-ray shooting method (Kayser et al.,

1986). The details of the inverse-ray shooting method have been improved over the years (e.g. Vermaak, 2000; Dong et al., 2006; Bennett, 2010). Implementing some or all of these methods could be a direction for future development.

### 6.2. Additional parameterizations

`MulensModel` is built using the center-of-mass coordinate system. However, there are a number of other possible parameterizations of the event that can make fitting easier and more efficient. For example, Cassan (2008) proposed a binary lens parameterization that uses the epochs of the caustic crossings, which are well measured, and two coordinates along the caustic as fitting parameters in place of, e.g.,  $t_0$ ,  $u_0$ ,  $t_E$ , and  $\alpha$ . Even for point-lens events one may want to use different sets of microlensing parameters to speed-up the calculations (Yee et al., 2012). Reparameterization not only makes exploration of the parameter space easier, but in doing so improves the probability that all alternative, degenerate models have been found and considered. Since the user defines the minimization algorithm, the user can define a likelihood function that converts an arbitrary parameter set into the center-of-mass coordinate system used by `MulensModel` and then calculate and return the  $\chi^2$ . However, a path for future development would be to create built-in functions to convert between various parameterizations.

### 6.3. Higher-order Effects and Triple Lenses

There are additional, higher-order effects that we plan to implement in the near future: binary lens orbital motion, binary sources (two luminous sources), the xallarap effect (Griest and Hu, 1992; Dominik, 1998), and two-parameter limb-darkening. We note that currently there is no capability in `MulensModel` for astrometric microlensing calculations (Belokurov and Evans, 2002; Sahu et al., 2017) but it can be added in future.

Another obvious path for future development is adding triple-lens models. The serious limitation in implementing the finite-source triple-lens models is the lack of deep understanding of triple-lens caustic structures (see, e.g., Daněk and Heyrovský, 2015; Luhn et al., 2016).

### 6.4. WFIRST Data Analysis Challenges

A series of Data Analysis Challenges<sup>11</sup> in advance of *WFIRST* are currently underway, and we hope that `MulensModel` will serve as a useful tool for those challenges and for development of the *WFIRST* analysis pipeline. The immediate, future development of `MulensModel` will likely be driven by ensuring that `MulensModel` can be used to address the problems posed by the Data Analysis Challenges. Thus, most likely, the next round of development will focus on implementing orbital motion, additional

model parameterizations, and triple lenses. We also anticipate that the Data Analysis Challenges will reveal new pathways for future development on `MulensModel`.

We welcome community feedback on the current status of the code, requests of features to be added, and help in developing the code.

## Acknowledgements

This work was supported by NASA contract NNG16PJ32C. We thank *WFIRST* Microlensing Science Investigation Team for consultation. The SciCoder Workshop organized by Demitri Muna is acknowledged. This research has made use of the NASA Exoplanet Archive, which is operated by the California Institute of Technology, under contract with the National Aeronautics and Space Administration under the Exoplanet Exploration Program.

## Appendix A. Source codes

Below we present the source codes used to prepare the Figures 1, 2, and 3. The figures include a few higher order effects, yet the codes are succinct.

## Appendix B. Public microlensing datasets

Obtaining the photometry of microlensing events is obstructed by the transient nature of the microlensing phenomenon. Even if an ongoing event alerted by the survey is targeted, one faces highly crowded sky-area which makes accurate photometry a hard task. In order to facilitate analysis of existing data we review here the public time-series photometry of microlensing events starting from newest datasets.

The KMTNet survey has operated telescopes on three continents since 2015 (Kim et al., 2016). The photometry of events from 2015 commissioning season and 2016 data for *K2* Campaign 9 footprint are public (Kim et al., 2018a,b) (altogether 841 clear events and 266 classified as possible) and future datasets will also be publicly released. In 2015 and 2016 the microlensing survey was conducted using UKIRT telescope (Shvartzvald et al., 2017a) and all  $18 \times 10^6$  aperture photometry light curves were released<sup>12</sup>. Similarly, aperture photometry for all sources observed between 2010 and 2015 by the VVV survey (Minniti et al., 2010) is also public<sup>13</sup>.

The public time-series images are available for events observed by *Spitzer* and *K2* satellite missions. *Spitzer* has conducted microlensing campaigns since 2014, while *K2* conducted the first space-based microlensing survey in

<sup>12</sup><https://exoplanetarchive.ipac.caltech.edu/docs/UKIRTMission.html>

<sup>13</sup>[http://archive.eso.org/cms/eso-archive-news/New\\_Data\\_Release\\_of\\_VVV\\_Photometric\\_Catalogues\\_via\\_the\\_ESO\\_Science\\_Archive\\_Facility.html](http://archive.eso.org/cms/eso-archive-news/New_Data_Release_of_VVV_Photometric_Catalogues_via_the_ESO_Science_Archive_Facility.html)

<sup>11</sup><http://microlensing-source.org/data-challenge/>

Listing 1: Code used to prepare Figure 1

```

"""
Create Figure 1.

Example point-source magnification curves.

"""
from matplotlib import pyplot

from MulensModel import Model

# Define model parameters.
t_0 = 2460000
params_ps = {'t_0': t_0, 'u_0': 0.0008, 't_E': 30.}
t_star = 0.051 # Day is default unit for t_E and t_star.
gamma = 0.4 # This is limb darkening coefficient.
params_fs = {**params_ps, 't_star': t_star}

# Set models settings for:
model_ps = Model(params_ps) # point source,
model_fs = Model(params_fs) # finite source,
model_fs_ld = Model(params_fs) # and finite source with limb darkening.

# Specify which finite source methods are used and when:
t_1 = t_0 - 3.5 * t_star
t_2 = t_0 + 3.5 * t_star
model_fs.set_magnification_methods([t_1, 'finite_source_uniform_Gould94', t_2])
model_fs_ld.set_magnification_methods([t_1, 'finite_source_LD_Yoo04', t_2])

# Plot the magnification curves.
plot_kwargs = {'t_start': t_0-5.5*t_star, 't_stop': t_0+5.5*t_star,
               'subtract_2460000': True, 'lw': 2.}
model_ps.plot_magnification(label='point source', **plot_kwargs)
model_fs.plot_magnification(label='finite source', **plot_kwargs)
model_fs_ld.plot_magnification(
    gamma=gamma, label='finite source LD', **plot_kwargs)

pyplot.legend(loc='best')
pyplot.savefig('figure_1.png')

```



Listing 2: Code used to prepare Figure 2

```

"""
Create Figure 2.

Example magnification curves.

"""
from matplotlib import pyplot
import os

from MulensModel import Model, SatelliteSkyCoord, MODULE_PATH

# Define model parameters.
params = {'t_0': 2456900, 'u_0': 0.2, 't_E': 50.}
params_pi_E = {'pi_E_N': 0.35, 'pi_E_E': 0.5}
params_planet = {'rho': 0.002, 's': 1.5, 'q': 0.001, 'alpha': 348.1}
ra_dec = '18:00:00.00 -28:30:00.0'

# Set models and satellite settings.
model_pspl = Model(params)
model_planet = Model(**params, **params_planet)

# Calculate finite source magnification using VBBL method for this
# range of dates:
model_planet.set_magnification_methods([2456937, 'VBBL', 2456945])

# Parallax settings:
model_parallax = Model(**params, **params_pi_E, coords=ra_dec)
model_parallax.parallax(earth_orbital=True, satellite=True)
satellite = SatelliteSkyCoord(
    os.path.join(MODULE_PATH, 'data', 'Spitzer_ephemeris_01.dat'))
# This file gives the Spitzer ephemeris and is part of MulensModel package.

# Plot the magnification curves.
plot_kwargs = {'subtract_2450000': True, 'lw': 2.}
model_planet.plot_magnification(label='planetary', **plot_kwargs)
model_parallax.plot_magnification(
    label='annual parallax', linestyle='-.', **plot_kwargs)
model_pspl.plot_magnification(label='PSPL', linestyle='--', **plot_kwargs)
model_parallax.plot_magnification(
    label='satellite parallax', satellite_skycoord=satellite, **plot_kwargs)

pyplot.legend(loc='best')
pyplot.savefig('figure_2.png')

```

Listing 3: Code used to prepare Figure 3

```

"""
Creates Figure 3.

This example shows OGLE-2003-BLG-235/MOA-2003-BLG-53,
the first microlensing planet.

"""
from matplotlib import pyplot
import os

from MulensModel import MulensData, Model, Event, MODULE_PATH

# Import data
data_dir = os.path.join(MODULE_PATH, 'data', 'OB03235')
OGLE_data = MulensData(
    file_name=os.path.join(data_dir, 'OB03235_OGLE.tbl.txt'),
    comments=['\\', '|'])
MOA_data = MulensData(
    file_name=os.path.join(data_dir, 'OB03235_MOA.tbl.txt'),
    comments=['\\', '|'], phot_fmt='flux')

# Define a model with a 2-body lens (these parameters slightly differ
# from Bond et al. 2004):
model_1S2L = Model({'t_0': 2452848.06, 'u_0': 0.1317, 't_E': 61.5,
                   'rho': 0.00096, 'q': 0.0039, 's': 1.120, 'alpha': 223.72})

# Since rho is set, define a time range and method to apply finite
# source effects:
model_1S2L.set_magnification_methods([2452833., 'VBBL', 2452845.])

# Combine the data and model into an Event:
my_event = Event(datasets=[OGLE_data, MOA_data], model=model_1S2L)

# Make the plot:
t_range = [2452810., 2452890.]
my_event.plot_data(
    subtract_2450000=True, label_list=['OGLE', 'MOA'],
    color_list=['red', 'blue'], zorder_list=[2, 1], s=6)
my_event.plot_model(
    subtract_2450000=True, t_range=t_range, n_epochs=4000, color='black')

pyplot.legend(loc='best')
pyplot.xlim(t_range[0]-2450000., t_range[1]-2450000.)
pyplot.ylim(19.0, 16.7)
pyplot.savefig('figure_3.png')

```

its Campaign 9 (Henderson et al., 2016) with additional targets observed in Campaign 11. Extracting photometry from both *Spitzer* and *K2* images of Galactic bulge requires specialized techniques (Calchi Novati et al., 2015b; Zhu et al., 2017a)<sup>14</sup>.

The sample of 3718 OGLE-III survey (Udalski et al., 2008) events used for Galactic bulge structure study was presented by Wyrzykowski et al. (2015). These events are primarily point-source point-lens events, but parallax events and some binary events are present in this sample. The MOA-II survey (Sako et al., 2008) sample consists of 474 events (Sumi et al., 2013) and some of these are common with Wyrzykowski et al. (2015) sample. Similarly, Sumi et al. (2006) released 122 light-curves from the OGLE-II survey. A sample of 214 OGLE-II light-curves was published by Udalski et al. (2000). Additional OGLE-II microlensing events are present in the Wozniak et al. (2002) catalog of  $2 \times 10^5$  variable sources. Also Thomas et al. (2005) released 564 light-curves from the MACHO project bulge study.

The photometry of events that were published as planetary microlensing can be accessed via the NASA Exoplanet Archive.

## References

- An, J.H., Albrow, M.D., Beaulieu, J.P., Caldwell, J.A.R., DePoy, D.L., Dominik, M., Gaudi, B.S., Gould, A., Greenhill, J., Hill, K., Kane, S., Martin, R., Menzies, J., Pogge, R.W., Pollard, K.R., Sackett, P.D., Sahu, K.C., Vermaak, P., Watson, R., Williams, A., 2002. First Microlens Mass Measurement: PLANET Photometry of EROS BLG-2000-5. *ApJ* 572, 521–539. [astro-ph/0110095](#).
- Astropy Collaboration, Robitaille, T.P., Tollerud, E.J., Greenfield, P., Droettboom, M., Bray, E., Aldcroft, T., Davis, M., Ginsburg, A., Price-Whelan, A.M., Kerzendorf, W.E., Conley, A., Crighton, N., Barbary, K., Muna, D., Ferguson, H., Grollier, F., Parikh, M.M., Nair, P.H., Unther, H.M., Deil, C., Woillez, J., Conseil, S., Kramer, R., Turner, J.E.H., Singer, L., Fox, R., Weaver, B.A., Zabalza, V., Edwards, Z.I., Azalee Bostroem, K., Burke, D.J., Casey, A.R., Crawford, S.M., Dencheva, N., Ely, J., Jenness, T., Labrie, K., Lim, P.L., Pierfederici, F., Pontzen, A., Ptak, A., Refsdal, B., Servillat, M., Streicher, O., 2013. Astropy: A community Python package for astronomy. *A&A* 558, A33. [1307.6212](#).
- Bachelet, E., Norbury, M., Bozza, V., Street, R., 2017. *pyLIMA*: An Open-source Package for Microlensing Modeling. I. Presentation of the Software and Analysis of Single-lens Models. *AJ* 154, 203.
- Beaulieu, J.P., Bennett, D.P., Fouqué, P., Williams, A., Dominik, M., Jørgensen, U.G., Kubas, D., Cassan, A., Coutures, C., Greenhill, J., Hill, K., Menzies, J., Sackett, P.D., Albrow, M., Brilliant, S., Caldwell, J.A.R., Calitz, J.J., Cook, K.H., Corrales, E., Desort, M., Dieters, S., Dominis, D., Donatowicz, J., Hoffman, M., Kane, S., Marquette, J.B., Martin, R., Meintjes, P., Pollard, K., Sahu, K., Vinter, C., Wambsganss, J., Woller, K., Horne, K., Steele, I., Bramich, D.M., Burgdorf, M., Snodgrass, C., Bode, M., Udalski, A., Szymański, M.K., Kubiak, M., Więckowski, T., Pietrzyński, G., Soszyński, I., Szewczyk, O., Wyrzykowski, L., Paczyński, B., Abe, F., Bond, I.A., Britton, T.R., Gilmore, A.C., Hearnshaw, J.B., Itow, Y., Kamiya, K., Kilmartin, P.M., Korpela, A.V., Masuda, K., Matsubara, Y., Motomura, M., Muraki, Y., Nakamura, S., Okada, C., Ohnishi, K., Rattenbury, N.J., Sako, T., Sato, S., Sasaki, M., Sekiguchi, T., Sullivan, D.J., Tristram, P.J., Yock, P.C.M., Yoshioka, T., 2006. Discovery of a cool planet of 5.5 Earth masses through gravitational microlensing. *Nature* 439, 437–440. [arXiv:astro-ph/0601563](#).
- Belokurov, V.A., Evans, N.W., 2002. Astrometric microlensing with the GAIA satellite. *MNRAS* 331, 649–665. [astro-ph/0112243](#).
- Bennett, D.P., 2010. An Efficient Method for Modeling High-magnification Planetary Microlensing Events. *ApJ* 716, 1408–1422. [0911.2703](#).
- Bensby, T., Feltzing, S., Gould, A., Yee, J.C., Johnson, J.A., Asplund, M., Meléndez, J., Lucatello, S., Howes, L.M., McWilliam, A., Udalski, A., Szymański, M.K., Soszyński, I., Poleski, R., Wyrzykowski, L., Ulaczyk, K., Kozłowski, S., Pietrukowicz, P., Skowron, J., Mróz, P., Pawlak, M., Abe, F., Asakura, Y., Bhattacharya, A., Bond, I.A., Bennett, D.P., Hirao, Y., Nagakane, M., Koshimoto, N., Sumi, T., Suzuki, D., Tristram, P.J., 2017. Chemical evolution of the Galactic bulge as traced by microlensed dwarf and subgiant stars. VI. Age and abundance structure of the stellar populations in the central sub-kpc of the Milky Way. *A&A* 605, A89. [1702.02971](#).
- Bond, I.A., Bennett, D.P., Sumi, T., Udalski, A., Suzuki, D., Rattenbury, N.J., Bozza, V., Koshimoto, N., Abe, F., Asakura, Y., Barry, R.K., Bhattacharya, A., Donachie, M., Evans, P., Fukui, A., Hirao, Y., Itow, Y., Li, M.C.A., Ling, C.H., Masuda, K., Matsubara, Y., Muraki, Y., Nagakane, M., Ohnishi, K., Ranc, C., Saito, T., Sharan, A., Sullivan, D.J., Tristram, P.J., Yamada, T., Yamada, T., Yonehara, A., Skowron, J., Szymański, M.K., Poleski, R., Mróz, P., Soszyński, I., Pietrukowicz, P., Kozłowski, S., Ulaczyk, K., Pawlak, M., 2017. The lowest mass ratio planetary microlens: OGLE 2016-BLG-1195Lb. *MNRAS* 469, 2434–2440. [1703.08639](#).
- Bond, I.A., Udalski, A., Jaroszyński, M., Rattenbury, N.J., Paczyński, B., Soszyński, I., Wyrzykowski, L., Szymański, M.K., Kubiak, M., Szewczyk, O., Żebruń, K., Pietrzyński, G., Abe, F., Bennett, D.P., Eguchi, S., Furuta, Y., Hearnshaw, J.B., Kamiya, K., Kilmartin, P.M., Kurata, Y., Masuda, K., Matsubara, Y., Muraki, Y., Noda, S., Okajima, K., Sako, T., Sekiguchi, T., Sullivan, D.J., Sumi, T., Tristram, P.J., Yanagisawa, T., Yock, P.C.M., OGLE Collaboration, 2004. OGLE 2003-BLG-235/MOA 2003-BLG-53: A Planetary Microlensing Event. *ApJL* 606, L155–L158. [arXiv:astro-ph/0404309](#).
- Bozza, V., 2010. Microlensing with an advanced contour integration algorithm: Green’s theorem to third order, error control, optimal sampling and limb darkening. *MNRAS* 408, 2188–2200. [1004.2796](#).
- Calchi Novati, S., Gould, A., Udalski, A., Menzies, J.W., Bond, I.A., Shvartzvald, Y., Street, R.A., Hundertmark, M., Beichman, C.A., Yee, J.C., Carey, S., Poleski, R., Skowron, J., Kozłowski, S., Mróz, P., Pietrukowicz, P., Pietrzyński, G., Szymański, M.K., Soszyński, I., Ulaczyk, K., Wyrzykowski, L., OGLE Collaboration, Albrow, M., Beaulieu, J.P., Caldwell, J.A.R., Cassan, A., Coutures, C., Danielski, C., Dominis Prester, D., Donatowicz, J., Lončarić, K., McDougall, A., Morales, J.C., Ranc, C., Zhu, W., PLANET Collaboration, Abe, F., Barry, R.K., Bennett, D.P., Bhattacharya, A., Fukunaga, D., Inayama, K., Koshimoto, N., Namba, S., Sumi, T., Suzuki, D., Tristram, P.J., Wakiyama, Y., Yonehara, A., The MOA Collaboration, Maoz, D., Kaspi, S., Friedmann, M., Wise Group, Bachelet, E., Figuera Jaimes, R., Bramich, D.M., Tsapras, Y., Horne, K., Snodgrass, C., Wambsganss, J., Steele, I.A., Kains, N., RoboNet Collaboration, Bozza, V., Dominik, M., Jørgensen, U.G., Alsubai, K.A., Ciceri, S., D’Ago, G., Haugbølle, T., Hestman, F.V., Hinse, T.C., Juncher, D., Korhonen, H., Mancini, L., Popovas, A., Rabus, M., Rahvar, S., Scarpetta, G., Schmidt, R.W., Skottfelt, J., Southworth, J., Starkey, D., Surdej, J., Wertz, O., Zarucki, M., MiNDSTeP Consortium, Gaudi, B.S., Pogge, R.W., DePoy, D.L.,  $\mu$ FUN Collaboration, 2015a. Pathway to the Galactic Distribution of Planets: Combined *Spitzer* and Ground-Based Microlens Parallax Measurements of 21 Single-Lens Events. *ApJ* 804, 20. [1411.7378](#).
- Calchi Novati, S., Gould, A., Yee, J.C., Beichman, C., Bryden, G., Carey, S., Fausnaugh, M., Gaudi, B.S., Henderson, C.B., Pogge, R.W., Shvartzvald, Y., Wibking, B., Zhu, W., *Spitzer* Team,

<sup>14</sup>See also <https://github.com/CPM-project/MCPM>

- Udalski, A., Poleski, R., Pawlak, M., Szymański, M.K., Skowron, J., Mróz, P., Kozłowski, S., Wyrzykowski, L., Pietrukowicz, P., Pietrzyński, G., Soszyński, I., Ulaczyk, K., OGLE Group, 2015b. Spitzer IRAC Photometry for Time Series in Crowded Fields. *ApJ* 814, 92. 1509.00037.
- Cassan, A., 2008. An alternative parameterisation for binary-lens caustic-crossing events. *A&A* 491, 587–595. 0808.1527.
- Coughlin, J.L., Mullally, F., Thompson, S.E., Rowe, J.F., Burke, C.J., Latham, D.W., Batalha, N.M., Ofir, A., Quarles, B.L., Henze, C.E., Wolfgang, A., Caldwell, D.A., Bryson, S.T., Shporer, A., Catanzarite, J., Akeson, R., Barclay, T., Borucki, W.J., Boyajian, T.S., Campbell, J.R., Christiansen, J.L., Girouard, F.R., Haas, M.R., Howell, S.B., Huber, D., Jenkins, J.M., Li, J., Patil-Sabale, A., Quintana, E.V., Ramirez, S., Seader, S., Smith, J.C., Tenenbaum, P., Twicken, J.D., Zamudio, K.A., 2016. Planetary Candidates Observed by Kepler. VII. The First Fully Uniform Catalog Based on the Entire 48-month Data Set (Q1-Q17 DR24). *ApJS* 224, 12. 1512.06149.
- Daněk, K., Heyrovský, D., 2015. Critical Curves and Caustics of Triple-lens Models. *ApJ* 806, 99. 1501.06519.
- Dominik, M., 1998. Galactic microlensing with rotating binaries. *A&A* 329, 361–374. [astro-ph/9702039](#).
- Dominik, M., 1999. The binary gravitational lens and its extreme cases. *A&A* 349, 108–125. [astro-ph/9903014](#).
- Dominik, M., 2007. Adaptive contouring - an efficient way to calculate microlensing light curves of extended sources. *MNRAS* 377, 1679–1688. [astro-ph/0703305](#).
- Dong, S., Bond, I.A., Gould, A., Kozłowski, S., Miyake, N., Gaudi, B.S., Bennett, D.P., Abe, F., Gilmore, A.C., Fukui, A., Furusawa, K., Hearnshaw, J.B., Itow, Y., Kamiya, K., Kilmartin, P.M., Korpela, A., Lin, W., Ling, C.H., Masuda, K., Matsubara, Y., Muraki, Y., Nagaya, M., Ohnishi, K., Okumura, T., Perrott, Y.C., Rattenbury, N., Saito, T., Sako, T., Sato, S., Skuljan, L., Sullivan, D.J., Sumi, T., Sweatman, W., Tristram, P.J., Yock, P.C.M., MOA Collaboration, Bolt, G., Christie, G.W., DePoy, D.L., Han, C., Janczak, J., Lee, C.U., Mallia, F., McCormick, J., Monard, B., Maury, A., Natusch, T., Park, B.G., Pogge, R.W., Santallo, R., Stanek, K.Z.,  $\mu$ FUN Collaboration, Udalski, A., Kubiak, M., Szymański, M.K., Pietrzyński, G., Soszyński, I., Szweczyk, O., Wyrzykowski, L., Ulaczyk, K., OGLE Collaboration, 2009. Microlensing Event MOA-2007-BLG-400: Exhuming the Buried Signature of a Cool, Jovian-Mass Planet. *ApJ* 698, 1826–1837. 0809.2997.
- Dong, S., DePoy, D.L., Gaudi, B.S., Gould, A., Han, C., Park, B.G., Pogge, R.W., MuFun Collaboration, Udalski, A., Szweczyk, O., Kubiak, M., Szymański, M.K., Pietrzyński, G., Soszyński, I., Wyrzykowski, L., Żebruń, K., OGLE Collaboration, 2006. Planetary Detection Efficiency of the Magnification 3000 Microlensing Event OGLE-2004-BLG-343. *ApJ* 642, 842–860. [arXiv:astro-ph/0507079](#).
- Erdl, H., Schneider, P., 1993. Classification of the multiple deflection two point-mass gravitational lens models and application of catastrophe theory in lensing. *A&A* 268, 453–471.
- Feroz, F., Hobson, M.P., 2008. Multimodal nested sampling: an efficient and robust alternative to Markov Chain Monte Carlo methods for astronomical data analyses. *MNRAS* 384, 449–463. 0704.3704.
- Feroz, F., Hobson, M.P., Bridges, M., 2009. MULTINEST: an efficient and robust Bayesian inference tool for cosmology and particle physics. *MNRAS* 398, 1601–1614. 0809.3437.
- Foreman-Mackey, D., Hogg, D.W., Lang, D., Goodman, J., 2013. emcee: The MCMC Hammer. *PASP* 125, 306. 1202.3665.
- Gaudi, B.S., 2012. Microlensing Surveys for Exoplanets. *ARA&A* 50, 411–453.
- Gaudi, B.S., Gould, A., 1997. Planet Parameters in Microlensing Events. *ApJ* 486, 85. [arXiv:astro-ph/9610123](#).
- Giorgini, J.D., Yeomans, D.K., Chamberlin, A.B., Chodas, P.W., Jacobson, R.A., Keesey, M.S., Lieske, J.H., Ostro, S.J., Standish, E.M., Wimberly, R.N., 1996. JPL's On-Line Solar System Data Service 28, 1158.
- Gould, A., 1994a. MACHO velocities from satellite-based parallaxes. *ApJL* 421, L75–L78.
- Gould, A., 1994b. Proper motions of MACHOs. *ApJL* 421, L71–L74.
- Gould, A., 2000. A Natural Formalism for Microlensing. *ApJ* 542, 785–788. [arXiv:astro-ph/0001421](#).
- Gould, A., 2004. Resolution of the MACHO-LMC-5 Puzzle: The Jerk-Parallax Microlens Degeneracy. *ApJ* 606, 319–325. [astro-ph/0311548](#).
- Gould, A., 2008. Hexadecapole Approximation in Planetary Microlensing. *ApJ* 681, 1593–1598. 0801.2578.
- Gould, A., Gaucherel, C., 1997. Stokes's Theorem Applied to Microlensing of Finite Sources. *ApJ* 477, 580.
- Gould, A., Udalski, A., Monard, B., Horne, K., Dong, S., Miyake, N., Sahu, K., Bennett, D.P., Wyrzykowski, L., Soszyński, I., Szymański, M.K., Kubiak, M., Pietrzyński, G., Szweczyk, O., Ulaczyk, K., OGLE Collaboration, Allen, W., Christie, G.W., DePoy, D.L., Gaudi, B.S., Han, C., Lee, C.U., McCormick, J., Natusch, T., Park, B.G., Pogge, R.W.,  $\mu$ FUN Collaboration, Allan, A., Bode, M.F., Bramich, D.M., Burgdorf, M.J., Dominik, M., Fraser, S.N., Kerins, E., Mottram, C., Snodgrass, C., Steele, I.A., Street, R., Tsapras, Y., RoboNet Collaboration, Abe, F., Bond, I.A., Botzler, C.S., Fukui, A., Furusawa, K., Hearnshaw, J.B., Itow, Y., Kamiya, K., Kilmartin, P.M., Korpela, A., Lin, W., Ling, C.H., Masuda, K., Matsubara, Y., Muraki, Y., Nagaya, M., Ohnishi, K., Okumura, T., Perrott, Y.C., Rattenbury, N., Saito, T., Sako, T., Skuljan, L., Sullivan, D.J., Sumi, T., Sweatman, W.L., Tristram, P.J., Yock, P.C.M., MOA Collaboration, Albrow, M., Beaulieu, J.P., Coutures, C., Calitz, H., Caldwell, J., Fouque, P., Martin, R., Williams, A., PLANET Collaboration, 2009. The Extreme Microlensing Event OGLE-2007-BLG-224: Terrestrial Parallax Observation of a Thick-Disk Brown Dwarf. *ApJL* 698, L147–L151. 0904.0249.
- Griest, K., Hu, W., 1992. Effect of binary sources on the search for massive astrophysical compact halo objects via microlensing. *ApJ* 397, 362–380.
- Han, C., Gaudi, B.S., An, J.H., Gould, A., 2005. Microlensing Detection and Characterization of Wide-Separation Planets. *ApJ* 618, 962–972. [astro-ph/0409589](#).
- Henderson, C.B., Poleski, R., Penny, M., Street, R.A., Bennett, D.P., Hogg, D.W., Gaudi, B.S., K2 Campaign 9 Microlensing Science Team, Zhu, W., Barclay, T., Barentsen, G., Howell, S.B., Mullally, F., Udalski, A., Szymański, M.K., Skowron, J., Mróz, P., Kozłowski, S., Wyrzykowski, L., Pietrukowicz, P., Soszyński, I., Ulaczyk, K., Pawlak, M., OGLE Project, T., Sumi, T., Abe, F., Asakura, Y., Barry, R.K., Bhattacharya, A., Bond, I.A., Donachie, M., Freeman, M., Fukui, A., Hirao, Y., Itow, Y., Koshimoto, N., Li, M.C.A., Ling, C.H., Masuda, K., Matsubara, Y., Muraki, Y., Nagakane, M., Ohnishi, K., Oyokawa, H., Rattenbury, N., Saito, T., Sharan, A., Sullivan, D.J., Tristram, P.J., Yonehara, A., MOA Collaboration, Bachelet, E., Bramich, D.M., Cassan, A., Dominik, M., Figuera Jaimes, R., Horne, K., Hundertmark, M., Mao, S., Ranc, C., Schmidt, R., Snodgrass, C., Steele, I.A., Tsapras, Y., Wambsganss, J., RoboNet Project, T., Bozza, V., Burgdorf, M.J., Jørgensen, U.G., Calchi Novati, S., Ciceri, S., D'Ago, G., Evans, D.F., Hessman, F.V., Hinse, T.C., Husser, T.O., Mancini, L., Popovas, A., Rabus, M., Rahvar, S., Scarpetta, G., Skottfelt, J., Southworth, J., Unda-Sanzana, E., The MiNDSTeP Team, Bryson, S.T., Caldwell, D.A., Haas, M.R., Larson, K., McCalmont, K., Packard, M., Peterson, C., Putnam, D., Reedy, L., Ross, S., Van Cleve, J.E., K2C9 Engineering Team, Akeson, R., Batista, V., Beaulieu, J.P., Beichman, C.A., Bryden, G., Ciardi, D., Cole, A., Coutures, C., Foreman-Mackey, D., Fouqué, P., Friedmann, M., Gelino, C., Kaspi, S., Kerins, E., Korhonen, H., Lang, D., Lee, C.H., Lineweaver, C.H., Maoz, D., Marquette, J.B., Mogavero, F., Morales, J.C., Nataf, D., Pogge, R.W., Santerne, A., Shvartzvald, Y., Suzuki, D., Tamura, M., Tisserand, P., Wang, D., 2016. Campaign 9 of the K2 Mission: Observational Parameters, Scientific Drivers, and Community Involvement for a Simultaneous Space- and Ground-based Microlensing Survey. *PASP* 128, 124401. 1512.09142.
- Jung, Y.K., Udalski, A., Sumi, T., Han, C., Gould, A., Skowron, J., Kozłowski, S., Poleski, R., Wyrzykowski, L., Szymański, M.K.,

- Pietrzyński, G., Soszyński, I., Ulaczyk, K., Pietrukowicz, P., Mróz, P., Kubiak, M., OGLE Collaboration, Abe, F., Bennett, D.P., Bond, I.A., Botzler, C.S., Freeman, M., Fukui, A., Fukunaga, D., Itow, Y., Koshimoto, N., Larsen, P., Ling, C.H., Masuda, K., Matsubara, Y., Muraki, Y., Namba, S., Ohnishi, K., Philpott, L., Rattenbury, N.J., Saito, T., Sullivan, D.J., Suzuki, D., Tristram, P.J., Tsurumi, N., Wada, K., Yamai, N., Yock, P.C.M., Yonehara, A., MOA Collaboration, Albrow, M., Choi, J.Y., DePoy, D.L., Gaudi, B.S., Hwang, K.H., Lee, C.U., Park, H., Owen, S., Pogge, R.W., Shin, I.G., Yee, J.C.,  $\mu$ FUN Collaboration, 2015. OGLE-2013-BLG-0102LA,B: Microlensing Binary with Components at Star/Brown Dwarf and Brown Dwarf/Planet Boundaries. *ApJ* 798, 123. 1407.7926.
- Kayser, R., Refsdal, S., Stabell, R., 1986. Astrophysical applications of gravitational micro-lensing. *A&A* 166, 36–52.
- Kim, D.J., Kim, H.W., Hwang, K.H., Albrow, M.D., Chung, S.J., Gould, A., Han, C., Jung, Y.K., Ryu, Y.H., Shin, I.G., Yee, J.C., Zhu, W., Cha, S.M., Kim, S.L., Lee, C.U., Lee, D.J., Lee, Y., Park, B.G., Pogge, R.W., The KMTNet Collaboration, 2018a. Korea Microlensing Telescope Network Microlensing Events from 2015: Event-finding Algorithm, Vetting, and Photometry. *AJ* 155, 76. 1703.06883.
- Kim, H.W., Hwang, K.H., Kim, D.J., Albrow, M.D., Cha, S.M., Chung, S.J., Gould, A., Han, C., Jung, Y.K., Kim, S.L., Lee, C.U., Lee, D.J., Lee, Y., Park, B.G., Pogge, R.W., Ryu, Y.H., Shin, I.G., Shvartzvald, Y., Yee, J.C., Zang, W., Zhu, W., 2018b. The KMTNet/K2-C9 (Kepler) Data Release. *ArXiv e-prints* 1801.08166.
- Kim, S.L., Lee, C.U., Park, B.G., Kim, D.J., Cha, S.M., Lee, Y., Han, C., Chun, M.Y., Yuk, I., 2016. KMTNET: A Network of 1.6 m Wide-Field Optical Telescopes Installed at Three Southern Observatories. *Journal of Korean Astronomical Society* 49, 37–44.
- Lee, C.H., Riffeser, A., Seitz, S., Bender, R., 2009. Finite-Source Effects in Microlensing: A Precise, Easy to Implement, Fast, and Numerically Stable Formalism. *ApJ* 695, 200–207. 0901.1316.
- Luhn, J.K., Penny, M.T., Gaudi, B.S., 2016. Caustic Structures and Detectability of Circumbinary Planets in Microlensing. *ApJ* 827, 61. 1510.08521.
- Mao, S., 2012. Astrophysical applications of gravitational microlensing. *Research in Astronomy and Astrophysics* 12, 947–972. 1207.3720.
- Mao, S., Smith, M.C., Woźniak, P., Udalski, A., Szymański, M., Kubiak, M., Pietrzyński, G., Soszyński, I., Żebruń, K., 2002. Optical Gravitational Lensing Experiment OGLE-1999-BUL-32: the longest ever microlensing event - evidence for a stellar mass black hole? *MNRAS* 329, 349–354. astro-ph/0108312.
- Minniti, D., Lucas, P.W., Emerson, J.P., Saito, R.K., Hempel, M., Pietrukowicz, P., Ahumada, A.V., Alonso, M.V., Alonso-García, J., Arias, J.I., Bandyopadhyay, R.M., Barbá, R.H., Barbuy, B., Bedin, L.R., Bica, E., Borissowa, J., Bronfman, L., Carraro, G., Catelan, M., Clariá, J.J., Cross, N., de Grijs, R., Dékány, I., Drew, J.E., Fariña, C., Feinstein, C., Fernández Lajús, E., Gamen, R.C., Geisler, D., Gieren, W., Goldman, B., Gonzalez, O.A., Gunthardt, G., Gurovich, S., Hambly, N.C., Irwin, M.J., Ivanov, V.D., Jordán, A., Kerins, E., Kinemuchi, K., Kurtev, R., López-Corredoira, M., Maccarone, T., Masetti, N., Merlo, D., Messineo, M., Mirabel, I.F., Monaco, L., Morelli, L., Padilla, N., Palma, T., Parisi, M.C., Pignata, G., Rejkuba, M., Roman-Lopes, A., Sale, S.E., Schreiber, M.R., Schröder, A.C., Smith, M., Jr., L.S., Soto, M., Tamura, M., Tappert, C., Thompson, M.A., Toledo, I., Zoccali, M., Pietrzynski, G., 2010. VISTA Variables in the Via Lactea (VVV): The public ESO near-IR variability survey of the Milky Way. *NewA* 15, 433–443. 0912.1056.
- Mróz, P., Ryu, Y.H., Skowron, J., Udalski, A., Gould, A., Szymański, M.K., Soszyński, I., Poleski, R., Pietrukowicz, P., Kozłowski, S., Pawlak, M., Ulaczyk, K., OGLE Collaboration, Albrow, M.D., Chung, S.J., Jung, Y.K., Han, C., Hwang, K.H., Shin, I.G., Yee, J.C., Zhu, W., Cha, S.M., Kim, D.J., Kim, H.W., Kim, S.L., Lee, C.U., Lee, D.J., Lee, Y., Park, B.G., Pogge, R.W., KMTNet Collaboration, 2018. A Neptune-mass Free-floating Planet Candidate Discovered by Microlensing Surveys. *AJ* 155, 121. 1712.01042.
- Mróz, P., Udalski, A., Skowron, J., Poleski, R., Kozłowski, S., Szymański, M.K., Soszyński, I., Wyrzykowski, L., Pietrukowicz, P., Ulaczyk, K., Skowron, D., Pawlak, M., 2017. No large population of unbound or wide-orbit Jupiter-mass planets. *Nature* 548, 183–186. 1707.07634.
- Paczynski, B., 1986. Gravitational microlensing by the galactic halo. *ApJ* 304, 1–5.
- Park, H., Han, C., Gould, A., Udalski, A., Sumi, T., Fouqué, P., Choi, J.Y., Christie, G., Depoy, D.L., Dong, S., Gaudi, B.S., Hwang, K.H., Jung, Y.K., Kavka, A., Lee, C.U., Monard, L.A.G., Natusch, T., Ngan, H., Pogge, R.W., Shin, I.G., Yee, J.C.,  $\mu$ FUN Collaboration, Szymański, M.K., Kubiak, M., Soszyński, I., Pietrzyński, G., Poleski, R., Ulaczyk, K., Pietrukowicz, P., Kozłowski, S., Skowron, J., Wyrzykowski, L., OGLE Collaboration, Abe, F., Bennett, D.P., Bond, I.A., Botzler, C.S., Chote, P., Freeman, M., Fukui, A., Fukunaga, D., Harris, P., Itow, Y., Koshimoto, N., Ling, C.H., Masuda, K., Matsubara, Y., Muraki, Y., Namba, S., Ohnishi, K., Rattenbury, N.J., Saito, T., Sullivan, D.J., Sweatman, W.L., Suzuki, D., Tristram, P.J., Wada, K., Yamai, N., Yock, P.C.M., Yonehara, A., MOA Collaboration, 2014. OGLE-2012-BLG-0455/MOA-2012-BLG-206: Microlensing Event with Ambiguity in Planetary Interpretations Caused by Incomplete Coverage of Planetary Signal. *ApJ* 787, 71. 1403.1672.
- Pejcha, O., Heyrovský, D., 2009. Extended-Source Effect and Chromaticity in Two-Point-Mass Microlensing. *ApJ* 690, 1772–1796. 0712.2217.
- Poleski, R., Skowron, J., Udalski, A., Han, C., Kozłowski, S., Wyrzykowski, L., Dong, S., Szymański, M.K., Kubiak, M., Pietrzyński, G., Soszyński, I., Ulaczyk, K., Pietrukowicz, P., Gould, A., 2014a. Triple Microlens OGLE-2008-BLG-092L: Binary Stellar System with a Circumprimary Uranus-type Planet. *ApJ* 795, 42. 1408.6223.
- Poleski, R., Udalski, A., Dong, S., Szymański, M.K., Soszyński, I., Kubiak, M., Pietrzyński, G., Kozłowski, S., Pietrukowicz, P., Ulaczyk, K., Skowron, J., Wyrzykowski, L., Gould, A., 2014b. Super-massive Planets around Late-type Stars – the Case of OGLE-2012-BLG-0406Lb. *ApJ* 782, 47. 1307.4084.
- Price-Whelan, A.M., Sipócz, B.M., Günther, H.M., Lim, P.L., Crawford, S.M., Conseil, S., Shupe, D.L., Craig, M.W., Dencheva, N., Ginsburg, A., VanderPlas, J.T., Bradley, L.D., Pérez-Suárez, D., de Val-Borro, M., Aldcroft, T.L., Cruz, K.L., Robitaille, T.P., Tollerud, E.J., Ardelean, C., Babej, T., Bachetti, M., Bakanov, A.V., Bamford, S.P., Barentsen, G., Barmby, P., Baumbach, A., Berry, K.L., Biscani, F., Boquien, M., Bostroem, K.A., Bouma, L.G., Brammer, G.B., Bray, E.M., Breytenbach, H., Buddelmeijer, H., Burke, D.J., Calderone, G., Cano Rodríguez, J.L., Cara, M., Cardoso, J.V.M., Cheedella, S., Copin, Y., Crichton, D., DÁvella, D., Deil, C., Depagne, É., Dietrich, J.P., Donath, A., Droettboom, M., Earl, N., Erben, T., Fabbro, S., Ferreira, L.A., Finethy, T., Fox, R.T., Garrison, L.H., Gibbons, S.L.J., Goldstein, D.A., Gommers, R., Greco, J.P., Greenfield, P., Groener, A.M., Grollier, F., Hagen, A., Hirst, P., Homeier, D., Horton, A.J., Hosseinzadeh, G., Hu, L., Hunkeler, J.S., Ivezić, Ž., Jain, A., Jenness, T., Kanarek, G., Kendrew, S., Kern, N.S., Kerzendorf, W.E., Khvalko, A., King, J., Kirkby, D., Kulkarni, A.M., Kumar, A., Lee, A., Lenz, D., Littlefair, S.P., Ma, Z., Macleod, D.M., Mastrogiuseppe, M., McCully, C., Montagnac, S., Morris, B.M., Mueller, M., Mumford, S.J., Muna, D., Murphy, N.A., Nelson, S., Nguyen, G.H., Ninan, J.P., Nöthe, M., Ogaz, S., Oh, S., Parejko, J.K., Parley, N., Pascual, S., Patil, R., Patil, A.A., Plunkett, A.L., Prochaska, J.X., Rastogi, T., Reddy Janga, V., Sabater, J., Sakurikar, P., Seifert, M., Sherbert, L.E., Sherwood-Taylor, H., Shih, A.Y., Sick, J., Silberman, M.T., Singanamalla, S., Singer, L.P., Sladen, P.H., Sooley, K.A., Sornarajah, S., Streicher, O., Teuben, P., Thomas, S.W., Tremblay, G.R., Turner, J.E.H., Terrón, V., van Kerkwijk, M.H., de la Vega, A., Watkins, L.L., Weaver, B.A., Whitmore, J.B., Woillez, J., Zabalza, V., 2018. The Astropy Project: Building an inclusive, open-science project and status of the v2.0 software. *ArXiv e-prints* 1801.02634.
- Rahvar, S., 2015. Gravitational microlensing I: A unique astrophysical tool. *International Journal of Modern Physics D* 24, 1530020.

- 1503.04271.
- Refsdal, S., 1966. On the possibility of determining the distances and masses of stars from the gravitational lens effect. *MNRAS* 134, 315.
- Sahu, K.C., Anderson, J., Casertano, S., Bond, H.E., Bergeron, P., Nelan, E.P., Pueyo, L., Brown, T.M., Bellini, A., Levay, Z.G., Sokol, J., affl, Dominik, M., Calamida, A., Kains, N., Livio, M., 2017. Relativistic deflection of background starlight measures the mass of a nearby white dwarf star. *Science* 356, 1046–1050. 1706.02037.
- Sako, T., Sekiguchi, T., Sasaki, M., Okajima, K., Abe, F., Bond, I.A., Hearnshaw, J.B., Itow, Y., Kamiya, K., Kilmartin, P.M., Masuda, K., Matsubara, Y., Muraki, Y., Rattenbury, N.J., Sullivan, D.J., Sumi, T., Tristram, P., Yanagisawa, T., Yock, P.C.M., 2008. MOA-cam3: a wide-field mosaic CCD camera for a gravitational microlensing survey in New Zealand. *Experimental Astronomy* 22, 51–66. 0804.0653.
- Shvartzvald, Y., Bryden, G., Gould, A., Henderson, C.B., Howell, S.B., Beichman, C., 2017a. UKIRT Microlensing Surveys as a Pathfinder for WFIRST: The Detection of Five Highly Extinguished Low—b— Events. *AJ* 153, 61. 1610.02039.
- Shvartzvald, Y., Yee, J.C., Calchi Novati, S., Gould, A., Lee, C.U., Beichman, C., Bryden, G., Carey, S., Gaudi, B.S., Henderson, C.B., Zhu, W., Spitzer team, Albrow, M.D., Cha, S.M., Chung, S.J., Han, C., Hwang, K.H., Jung, Y.K., Kim, D.J., Kim, H.W., Kim, S.L., Lee, Y., Park, B.G., Pogge, R.W., Ryu, Y.H., Shin, I.G., KMTNet group, 2017b. An Earth-mass Planet in a 1 au Orbit around an Ultracool Dwarf. *ApJL* 840, L3. 1703.08548.
- Skowron, J., Gould, A., 2012. General Complex Polynomial Root Solver and Its Further Optimization for Binary Microlenses. *ArXiv e-prints* 1203.1034.
- Skowron, J., Udalski, A., Gould, A., Dong, S., Monard, L.A.G., Han, C., Nelson, C.R., McCormick, J., Moorhouse, D., Thornley, G., Maury, A., Bramich, D.M., Greenhill, J., Kozłowski, S., Bond, I., Poleski, R., Wyrzykowski, L., Ulaczyk, K., Kubiak, M., Szymański, M.K., Pietrzyński, G., Soszyński, I., OGLE Collaboration, Gaudi, B.S., Yee, J.C., Hung, L.W., Pogge, R.W., DePoy, D.L., Lee, C.U., Park, B.G., Allen, W., Mallia, F., Drummond, J., Bolt, G.,  $\mu$ FUN Collaboration, Allan, A., Browne, P., Clay, N., Dominik, M., Fraser, S., Horne, K., Kains, N., Mottram, C., Snodgrass, C., Steele, I., Street, R.A., Tsapras, Y., RoboNet Collaboration, Abe, F., Bennett, D.P., Botzler, C.S., Douchin, D., Freeman, M., Fukui, A., Furusawa, K., Hayashi, F., Hearnshaw, J.B., Hosaka, S., Itow, Y., Kamiya, K., Kilmartin, P.M., Korpela, A., Lin, W., Ling, C.H., Makita, S., Masuda, K., Matsubara, Y., Muraki, Y., Nagayama, T., Miyake, N., Nishimoto, K., Ohnishi, K., Perrott, Y.C., Rattenbury, N., Saito, T., Skuljan, L., Sullivan, D.J., Sumi, T., Suzuki, D., Sweatman, W.L., Tristram, P.J., Wada, K., Yock, P.C.M., MOA Collaboration, Beaulieu, J.P., Fouqué, P., Albrow, M.D., Batista, V., Brillant, S., Caldwell, J.A.R., Cassan, A., Cole, A., Cook, K.H., Coutures, C., Dieters, S., Dominis Prester, D., Donatowicz, J., Kane, S.R., Kubas, D., Marquette, J.B., Martin, R., Menzies, J., Sahu, K.C., Wambsganss, J., Williams, A., Zub, M., PLANET Collaboration, 2011. Binary Microlensing Event OGLE-2009-BLG-020 Gives Verifiable Mass, Distance, and Orbit Predictions. *ApJ* 738, 87. 1101.3312.
- Skowron, J., Wyrzykowski, L., Mao, S., Jaroszyński, M., 2009. Repeating microlensing events in the OGLE data. *MNRAS* 393, 999–1009. 0811.2687.
- Spiegel, D., Gehrels, N., Baltay, C., Bennett, D., Breckinridge, J., Donahue, M., Dressler, A., Gaudi, B.S., Greene, T., Guyon, O., Hirata, C., Kalirai, J., Kasdin, N.J., Macintosh, B., Macintosh, B., Moos, W., Perlmutter, S., Postman, M., Rauscher, B., Rhodes, J., Wang, Y., Weinberg, D., Benford, D., Hudson, M., Jeong, W.S., Mellier, Y., Traub, W., Yamada, T., Capak, P., Colbert, J., Masters, D., Penny, M., Savransky, D., Stern, D., Zimmerman, N., Barry, R., Bartusek, L., Carpenter, K., Cheng, E., Content, D., Dekens, F., Demers, R., Grady, K., Jackson, C., Kuan, G., Kruk, J., Melton, M., Nemati, B., Parvin, B., Poberezhskiy, I., Peddie, C., Ruffa, J., Wallace, J.K., Whipple, A., Wollack, E., Zhao, F., 2015. Wide-Field Infrared Survey Telescope-Astrophysics Focused Telescope Assets WFIRST-AFTA 2015 Report. e-print 1503.03757.
- Sumi, T., Bennett, D.P., Bond, I.A., Abe, F., Botzler, C.S., Fukui, A., Furusawa, K., Itow, Y., Ling, C.H., Masuda, K., Matsubara, Y., Muraki, Y., Ohnishi, K., Rattenbury, N., Saito, T., Sullivan, D.J., Suzuki, D., Sweatman, W.L., Tristram, P.J., Wada, K., Yock, P.C.M., MOA Collaboratoion, T., 2013. The Microlensing Event Rate and Optical Depth toward the Galactic Bulge from MOA-II. *ApJ* 778, 150. 1305.0186.
- Sumi, T., Kamiya, K., Bennett, D.P., Bond, I.A., Abe, F., Botzler, C.S., Fukui, A., Furusawa, K., Hearnshaw, J.B., Itow, Y., Kilmartin, P.M., Korpela, A., Lin, W., Ling, C.H., Masuda, K., Matsubara, Y., Miyake, N., Motomura, M., Muraki, Y., Nagaya, M., Nakamura, S., Ohnishi, K., Okumura, T., Perrott, Y.C., Rattenbury, N., Saito, T., Sako, T., Sullivan, D.J., Sweatman, W.L., Tristram, P.J., Udalski, A., Szymański, M.K., Kubiak, M., Pietrzyński, G., Poleski, R., Soszyński, I., Wyrzykowski, L., Ulaczyk, K., Microlensing Observations in Astrophysics (MOA) Collaboration, 2011. Unbound or distant planetary mass population detected by gravitational microlensing. *Nature* 473, 349–352. 1105.3544.
- Sumi, T., Woźniak, P.R., Udalski, A., Szymański, M., Kubiak, M., Pietrzyński, G., Soszyński, I., Zebruń, K., Szewczyk, O., Wyrzykowski, L., Paczyński, B., 2006. Microlensing Optical Depth toward the Galactic Bulge Using Bright Sources from OGLE-II. *ApJ* 636, 240–260. astro-ph/0502363.
- Suzuki, D., Bennett, D.P., Sumi, T., Bond, I.A., Rogers, L.A., Abe, F., Asakura, Y., Bhattacharya, A., Donachie, M., Freeman, M., Fukui, A., Hirao, Y., Itow, Y., Koshimoto, N., Li, M.C.A., Ling, C.H., Masuda, K., Matsubara, Y., Muraki, Y., Nagakane, M., Onishi, K., Oyokawa, H., Rattenbury, N., Saito, T., Sharan, A., Shibai, H., Sullivan, D.J., Tristram, P.J., Yonehara, A., MOA Collaboration, 2016. The Exoplanet Mass-ratio Function from the MOA-II Survey: Discovery of a Break and Likely Peak at a Neptune Mass. *ApJ* 833, 145. 1612.03939.
- Thomas, C.L., Griest, K., Popowski, P., Cook, K.H., Drake, A.J., Minniti, D., Myer, D.G., Alcock, C., Allsman, R.A., Alves, D.R., Axelrod, T.S., Becker, A.C., Bennett, D.P., Freeman, K.C., Geha, M., Lehner, M.J., Marshall, S.L., Nelson, C.A., Peterson, B.A., Quinn, P.J., Stubbs, C.W., Sutherland, W., Vandehei, T., Welch, D.L., MACHO Collaboration, 2005. Galactic Bulge Microlensing Events from the MACHO Collaboration. *ApJ* 631, 906–934. astro-ph/0410341.
- Udalski, A., Szymański, M.K., Soszyński, I., Poleski, R., 2008. The Optical Gravitational Lensing Experiment. Final Reductions of the OGLE-III Data. *AcA* 58, 69–87. 0807.3884.
- Udalski, A., Zebrun, K., Szymanski, M., Kubiak, M., Pietrzyński, G., Soszynski, I., Wozniak, P., 2000. The Optical Gravitational Lensing Experiment. Catalog of Microlensing Events in the Galactic Bulge. *AcA* 50, 1–65. astro-ph/0002418.
- Vermaak, P., 2000. The effects of resolved sources and blending on the detection of planets via gravitational microlensing. *MNRAS* 319, 1011–1019.
- Witt, H.J., 1990. Investigation of high amplification events in light curves of gravitationally lensed quasars. *A&A* 236, 311–322.
- Witt, H.J., Mao, S., 1994. Can lensed stars be regarded as pointlike for microlensing by MACHOs? *ApJ* 430, 505–510.
- Witt, H.J., Mao, S., 1995. On the Minimum Magnification Between Caustic Crossings for Microlensing by Binary and Multiple Stars. *ApJL* 447, L105.
- Wozniak, P.R., Udalski, A., Szymanski, M., Kubiak, M., Pietrzyński, G., Soszynski, I., Zebrun, K., 2002. Difference Image Analysis of the OGLE-II Bulge Data. III. Catalog of 200000 Candidate Variable Stars. *AcA* 52, 129–142. astro-ph/0201377.
- Wyrzykowski, L., Kostrzewa-Rutkowska, Z., Skowron, J., Rybicki, K.A., Mróz, P., Kozłowski, S., Udalski, A., Szymański, M.K., Pietrzyński, G., Soszyński, I., Ulaczyk, K., Pietrukowicz, P., Poleski, R., Pawlak, M., Iłkiewicz, K., Rattenbury, N.J., 2016. Black hole, neutron star and white dwarf candidates from microlensing with OGLE-III. *MNRAS* 458, 3012–3026. 1509.04899.
- Wyrzykowski, L., Rynkiewicz, A.E., Skowron, J., Kozłowski, S.,

- Udalski, A., Szymański, M.K., Kubiak, M., Soszyński, I., Pietrzyński, G., Poleski, R., Pietrukowicz, P., Pawlak, M., 2015. OGLE-III Microlensing Events and the Structure of the Galactic Bulge. *ApJS* 216, 12. 1405.3134.
- Yee, J.C., Shvartzvald, Y., Gal-Yam, A., Bond, I.A., Udalski, A., Kozłowski, S., Han, C., Gould, A., Skowron, J., Suzuki, D., Abe, F., Bennett, D.P., Botzler, C.S., Chote, P., Freeman, M., Fukui, A., Furusawa, K., Itow, Y., Kobara, S., Ling, C.H., Masuda, K., Matsubara, Y., Miyake, N., Muraki, Y., Ohmori, K., Ohnishi, K., Rattenbury, N.J., Saito, T., Sullivan, D.J., Sumi, T., Suzuki, K., Sweatman, W.L., Takino, S., Tristram, P.J., Wada, K., MOA Collaboration, Szymański, M.K., Kubiak, M., Pietrzyński, G., Soszyński, I., Poleski, R., Ulaczyk, K., Wyrzykowski, L., Pietrukowicz, P., OGLE Collaboration, Allen, W., Almeida, L.A., Batista, V., Bos, M., Christie, G., DePoy, D.L., Dong, S., Drummond, J., Finkelman, I., Gaudi, B.S., Gorbikov, E., Henderson, C., Higgins, D., Jablonski, F., Kaspi, S., Manulis, I., Maoz, D., McCormick, J., McGregor, D., Monard, L.A.G., Moorhouse, D., Muñoz, J.A., Natusch, T., Ngan, H., Ofek, E., Pogge, R.W., Santaló, R., Tan, T.G., Thornley, G., Shin, I.G., Choi, J.Y., Park, S.Y., Lee, C.U., Koo, J.R.,  $\mu$ FUN Collaboration, 2012. MOA-2011-BLG-293Lb: A Test of Pure Survey Microlensing Planet Detections. *ApJ* 755, 102. 1201.1002.
- Yoo, J., DePoy, D.L., Gal-Yam, A., Gaudi, B.S., Gould, A., Han, C., Lipkin, Y., Maoz, D., Ofek, E.O., Park, B.G., Pogge, R.W., Mu-Fun Collaboration, Udalski, A., Soszyński, I., Wyrzykowski, L., Kubiak, M., Szymański, M., Pietrzyński, G., Szewczyk, O., Żebruń, K., OGLE Collaboration, 2004. OGLE-2003-BLG-262: Finite-Source Effects from a Point-Mass Lens. *ApJ* 603, 139–151. [arXiv:astro-ph/0309302](https://arxiv.org/abs/astro-ph/0309302).
- Zhu, W., Huang, C.X., Udalski, A., Soares-Furtado, M., Poleski, R., Skowron, J., Mróz, P., Szymański, M.K., Soszyński, I., Pietrukowicz, P., Kozłowski, S., Ulaczyk, K., Pawlak, M., 2017a. Extracting Microlensing Signals from K2 Campaign 9. *PASP* 129, 104501. 1704.08692.
- Zhu, W., Udalski, A., Calchi Novati, S., Chung, S.J., Jung, Y.K., Ryu, Y.H., Shin, I.G., Gould, A., Lee, C.U., Albrow, M.D., Yee, J.C., Han, C., Hwang, K.H., Cha, S.M., Kim, D.J., Kim, H.W., Kim, S.L., Kim, Y.H., Lee, Y., Park, B.G., Pogge, R.W., KMTNet Collaboration, Poleski, R., Mróz, P., Pietrukowicz, P., Skowron, J., Szymański, M.K., Kozłowski, S., Ulaczyk, K., Pawlak, M., OGLE Collaboration, Beichman, C., Bryden, G., Carey, S., Fausnaugh, M., Gaudi, B.S., Henderson, C.B., Shvartzvald, Y., Wibking, B., Spitzer Team, 2017b. Toward a Galactic Distribution of Planets. I. Methodology and Planet Sensitivities of the 2015 High-cadence Spitzer Microlens Sample. *AJ* 154, 210. 1701.05191.