

# Information/disturbance trade-off in qubit thermometry

Luigi Seveso\*

*Quantum Technology Lab, Dipartimento di Fisica dell'Università degli Studi di Milano, I-20133 Milano, Italia*

Matteo G. A. Paris†

*Quantum Technology Lab, Dipartimento di Fisica dell'Università degli Studi di Milano, I-20133 Milano, Italia*

*Istituto Nazionale di Fisica Nucleare, Sezione di Milano, I-20133 Milano, Italy*

*Department of Mathematics, Graduate School of Science, Osaka University, Toyonaka, Osaka 560-0043, Japan*

We address the trade-off between information and disturbance in qubit thermometry from the perspective of quantum estimation theory. Given a quantum measurement, we quantify information via the Fisher information of the measurement and disturbance via four different figures of merit, which capture different aspects (statistical, thermodynamical, geometrical) of the trade-off. For each disturbance measure, the *efficient* measurements, i.e. the measurements that introduce a disturbance not greater than any other measurement extracting the same amount of information, are determined explicitly. The family of efficient measurements varies with the choice of the disturbance measure. On the other hand, commutativity between the elements of the probability operator-valued measure (POVM) and the equilibrium state of the thermometer is a necessary condition for efficiency with respect to any figure of disturbance.

## I. INTRODUCTION

Extracting information from a physical system by performing a quantum measurement disturbs the original state of the system. This fact has been known since the early days of quantum mechanics, e.g. it lies at the basis of the original formulation of the uncertainty principle [1]. More recently, it has been recognized not only as a limiting factor, but also as a resource for various quantum information processing tasks, such as quantum cryptography [2–4]. Intuitively, the greater the amount of information extracted, the greater the disturbance caused by the measurement. This intuition has found several quantitative expressions over the years, which differ by the choice of how to quantify the information and the disturbance associated to any given measurement scheme [5–12]. Most studies have focused on the trade-off relation between information and disturbance in a purely information-theoretic setting, e.g. the measurement extracts information about a message encoded in a quantum state and the disturbance is quantified via a fidelity-based distance between the original and the post-measurement state. Here, for a variety of reasons outlined below, we focus on a different framework.

Our analysis is set in the context of the theory of quantum parameter estimation [13–17]. The typical quantum parameter estimation task is, given a one-parameter family of quantum states  $\rho_\xi$  (referred to as a quantum statistical model), to infer the true value of  $\xi$  via repeated measurements on  $\rho_\xi$  and a suitable post-processing of the outcomes. The precision achievable by any estimation strategy is expected to be inversely related to the disturbance it caused. We focus in particular on the case where the unknown parameter is the temperature of a thermal bath, i.e. quantum thermometry, since it provides a natural testbed for the exploration of the information/disturbance trade-off from the estimation perspective.

Indeed, upon performing a measurement on a state at thermal equilibrium, to which a temperature can be meaningfully assigned, one generally obtains an out-of-equilibrium state and the question naturally arises of how disturbance should be quantified.

In recent years, interest has been growing in the use of individual quantum systems for temperature estimation [18–23]. Micro-mechanical resonators received much attention [24–35], but also other viable platforms have been proposed, from quantum dots [36] to SQUIDs [37], and NV centers in diamond [38–40]. The necessity to study the interplay between quantum mechanics and thermometry is due to the fact that increasing spatial resolution requires the probe to be so small that eventually quantum-mechanical behavior becomes inescapable. Moreover, quantum effects, such as coherence and entanglement, promise to be useful resources in their own right to enhance sensitivity beyond what is classically achievable.

The typical thermometry protocol involves bringing the probe in contact with the sample, treated as a thermal bath, and wait long enough for it to thermalize. Information about the temperature is thus encoded into the equilibrium state of the probe. The statistics of the outcomes, for a suitable measurement performed on the probe, allows one to infer the temperature of the bath. In a standard estimation scenario, one is interested in extracting as much information as it is allowed by quantum mechanics. The optimal measurement to perform is then a projective measurement of the symmetric logarithmic derivative of the statistical model, i.e., in the context of thermometry, an energy measurement. However, such a measurement is highly disturbing, since the post-measurement state carries no residual information about the temperature. If one needs to monitor the temperature in time, one would prefer to implement a measurement which, while extracting a non-vanishing amount of information, does not disturb the system so dramatically. For a given value of the extracted information, an *efficient* measurement is that introducing a disturbance not greater than any other measurement. Efficient measurements make up the frontier of the trade-off region in

\* [luigi.seveso@unimi.it](mailto:luigi.seveso@unimi.it)

† [matteo.paris@fisica.unimi.it](mailto:matteo.paris@fisica.unimi.it)

the plane information vs disturbance.

In this paper, we investigate the trade-off between the information on the temperature of a thermal bath extracted via a quantum measurement on a probe, which plays the role of thermometer, and the disturbance that the thermometer itself suffers as a result. In particular, we employ an individual qubit as a probe and quantify the information in terms of the Fisher information, which has a direct statistical interpretation [41, 42]. The choice of the disturbance measure is, however, less clear-cut. In the following, four different disturbance measures are put forward, defined and evaluated. We quantify the disturbance via the information-loss [43], the fidelity-based distance between the original and post-measurement state [44] and two other disturbance measures: the first has a quantum thermodynamical origin [45] and the second an information-geometrical interpretation [46]. Precise definitions are given in the next section. In particular, we study how each of these measures is correlated to the POVM *purity*  $\gamma$  and *non-commutativity*  $\chi$  (to be explicitly defined in the following). We investigate their trade-off with the extracted information and determine, either analytically or numerically, the efficient measurements. While the resulting trade-off regions vary depending on the chosen disturbance measure, some general features emerge: **1.** for fixed value of the non-commutativity, the measurements that maximize the disturbance are the projective ones; **2.** for fixed value of the purity, the measurements that maximize the disturbance are the irreversible ones; **3.** the efficient measurements always belong to the family of semiclassical measurements. Semiclassical measurements are those minimizing the non-commutativity, i.e. they commute with the thermal state of the probe before the measurement. The fact that all four disturbance measures lead to comparable results suggests, on the one hand, that all four measures, though capturing different aspects of the trade-off relation, are meaningful in their own. On the other hand, they suggest that such features could apply more generally, beyond the specific model adopted here.

The rest of the paper is organized as follows. In Sec. II, we introduce the necessary definitions and specify how information and disturbance are to be quantified. In Sec. III we introduce the set of all measurements to be considered, and analyze in details how the extracted information varies as a function of the POVM parameters. In Sec. IV, a similar analysis is carried out for the four different measures used to quantify disturbance, with particular attention to the trade-off relation with the extracted information. In Sec. V, we summarize the main results and draw a few general conclusions from our work.

## II. PRELIMINARIES

### A. Notational conventions

We restrict ourselves to the case of a finite-dimensional quantum system with Hilbert space  $\mathcal{H} = \mathbb{C}^d$ . The space of  $d \times d$  complex (*resp.*, Hermitian, Hermitian positive semidefinite) matrices is denoted by  $M_d$  (*resp.*,  $\text{Her}_d$ ,  $\text{Her}_d^+$ ).  $\mathbb{I}_{\mathcal{H}}$  stands for the identity matrix on  $\mathcal{H}$ .

A quantum statistical model is a family of density operators  $\rho_{\xi} \in \text{Her}_d^+$ , parametrized by a real parameter  $\xi \in \Xi \subset \mathbb{R}$ , where  $\Xi$  is referred to as the parameter space. The parametrization map  $\xi \rightarrow \rho_{\xi}$  is injective and as smooth as required. The unknown parameter  $\xi$  is alternatively denoted by  $\beta$  in the special case when it is the inverse temperature of a thermal quantum statistical model  $\rho_{\beta} = e^{-\beta H}/Z_{\beta}$ , with  $H \in \text{Her}_d$  being the system's Hamiltonian and  $Z_{\beta} = \text{tr}(e^{-\beta H})$  its partition function.

### B. Quantifying information

We fix our notation concerning quantum measurements and then introduce the Fisher information of a measurement, which quantifies the maximum information that a measurement extracts about a parameter.

Assuming for ease of notation that the sample space  $\mathcal{X}$  of the measurement is discrete, a measurement scheme  $\mathcal{M}$  is defined in terms of its corresponding positive-operator valued measure (POVM)  $\{\Pi_x\}_{x \in \mathcal{X}}$ , with  $\Pi_x \in \text{Her}_d^+$  and  $\sum_{x \in \mathcal{X}} \Pi_x = \mathbb{I}_{\mathcal{H}}$ . The probability  $p_{x, \xi}$  of a given outcome  $x \in \mathcal{X}$  is given by  $p_{x, \xi} = \text{tr}(\rho_{\xi} \Pi_x)$ .

A measurement scheme, while specifying the statistics of the observed outcomes, does not specify how the state of the system is updated as a result of the measurement. An *instrument*  $\mathcal{I}$ , corresponding to the measurement scheme  $\mathcal{M}$ , is a collection of completely positive trace-preserving maps  $\{\mathcal{I}_x\}_{x \in \mathcal{X}}$ , such that the conditional state of the system  $\rho_{\xi|x}$ , after recording the outcome  $x$ , is given by  $\mathcal{I}_x(\rho_{\xi})$ . Explicitly, each instrument  $\mathcal{I}$  is described by its measurement operators  $\{M_x\}_{x \in \mathcal{X}}$ , with  $M_x \in M_d$  and  $\Pi_x = M_x^{\dagger} M_x$ , which determine the post-measurement state as follows,

$$\rho_{\xi|x} = \mathcal{I}_x(\rho_{\xi}) = \frac{M_x \rho_{\xi} M_x^{\dagger}}{\text{tr}(\rho_{\xi} \Pi_x)}. \quad (1)$$

The set of possible instruments corresponds to the set of measurements having the same statistics, i.e. for which  $\Pi_x = M_x^{\dagger} M_x$ . Each instrument gives the same statistics of outcomes, but different output states after the measurement. In fact, each measurement operator  $M_x$  can be written in polar form as  $M_x = U_x P_x$ , where  $U_x$  is unitary and  $P_x$  is positive semi-definite. Since  $\Pi_x = M_x^{\dagger} M_x = P_x^2$ , it follows that  $P_x$  is the principal square root of  $\Pi_x$ , while  $U_x$  is arbitrary.

In the following, it is understood that any given measurement scheme  $\mathcal{M}$  is implemented via its corresponding *Lüders instrument*  $\mathcal{I}_L$ , which is defined by the choice  $U_x = \mathbb{I}_{\mathcal{H}}$ ,  $\forall x \in \mathcal{X}$ , so that the post-measurement state is given by

$$\rho_{\xi|x} = \mathcal{I}_{L, x}(\rho_{\xi}) = \frac{P_x \rho_{\xi} P_x}{\text{tr}(\rho_{\xi} \Pi_x)}. \quad (2)$$

In other words, since applying any instrument has the same effect as applying the Lüders instrument, followed by a unitary control depending on the outcome of the measurement, we are restricting ourselves to *bare* measurements, i.e. with no controls.

After implementing a given measurement scheme  $\mathcal{M}$  on  $N$  identically prepared systems, the outcomes are processed through an estimator  $\hat{\xi}$ , i.e. any measurable function  $\mathcal{X}^{\times N} \rightarrow \Xi$ . One usually focuses on the subfamily of *unbiased* estimators, i.e. estimators such that  $E_{\xi}(\hat{\xi}) = \xi, \forall \xi \in \Xi$ , where  $E_{\xi}(\cdot)$  denotes the expectation value with respect to  $p_{x,\xi}$  [47]. The performance of a general estimator is quantified by choosing a loss function; its expected value is then a measure of the estimator's performance. A standard choice is the quadratic loss function  $(\hat{\xi} - \xi)^2$ , so that for an unbiased estimator the expected loss coincides with its variance. The best performing unbiased estimator is thus the one with minimum variance.

The Cramér-Rao bound [41, 42] states that, under mild regularity conditions, the variance of any unbiased estimator is bounded from below by the inverse of the Fisher information  $\mathcal{F}_{\xi}$  (FI), i.e.

$$N \cdot \text{Var}(\hat{\xi}) \cdot \mathcal{F}_{\xi}(\rho_{\xi}, \mathcal{M}) \geq 1, \quad (3)$$

where

$$\mathcal{F}_{\xi}(\rho_{\xi}, \mathcal{M}) := E_{\xi}([\partial_{\xi} \log p_{x,\xi}]^2) \quad (4)$$

and the multiplicative factor of  $N$  comes from the additivity of the FI. Any estimator achieving equality in the Cramér-Rao bound is called *efficient*. Efficient estimators do exist, i.e. either for finite  $N$ , when  $p_{x,\xi}$  is an exponential family and  $\xi$  is one of its natural parameters, or asymptotically as  $N \rightarrow \infty$ , e.g. the maximum-likelihood and Bayes estimators. Moreover, there is a precise sense [48–51] in which, under suitable regularity conditions, in the asymptotic regime the FI sets the optimal performance of any consistent estimator, both biased and unbiased.

It follows that generally the optimal measurement to implement is the measurement maximizing the FI. One defines the quantum Fisher information  $\mathcal{F}_{\xi}^{(Q)}$  (QFI) [13–17] as

$$\mathcal{F}_{\xi}^{(Q)}(\rho_{\xi}) := \max_{\mathcal{M}} \mathcal{F}_{\xi}(\rho_{\xi}, \mathcal{M}). \quad (5)$$

The QFI can be explicitly computed as

$$\mathcal{F}_{\xi}^{(Q)}(\rho_{\xi}) = \text{tr}(\rho_{\xi} L_{\rho,\xi}^2), \quad (6)$$

where  $L_{\rho,\xi}$  is the symmetric logarithmic derivative (SLD) of  $\rho_{\xi}$ , i.e. the Hermitian matrix satisfying the equation  $\partial_{\xi} \rho_{\xi} = (\rho_{\xi} L_{\rho,\xi} + L_{\rho,\xi} \rho_{\xi})/2$ . The optimal measurement achieving the maximum in Eq. (5) is a projective measurement of the SLD.

### C. Quantifying disturbance

In the following we are going to quantify disturbance by any of the following measures  $\mathfrak{D}_{\xi}^{(\alpha)}$  ( $\alpha \in \{\Delta, F, \tau, \pi\}$ ).

- The  $\Delta$ -disturbance  $\mathfrak{D}_{\xi}^{(\Delta)}$ , which is the average information loss [43], i.e. the measurement-induced decrease of

the QFI  $\mathcal{F}_{\xi}^{(Q)}$ . The explicit expression is given by

$$\mathfrak{D}_{\xi}^{(\Delta)}(\mathcal{M}) := \mathcal{F}_{\xi}^{(Q)}(\rho_{\xi}) - \sum_{x \in \mathcal{X}} p_{x,\xi} \mathcal{F}_{\xi}^{(Q)}(\rho_{\xi|x}). \quad (7)$$

- The  $F$ -disturbance  $\mathfrak{D}_{\xi}^{(F)}$ , corresponding to the average fidelity-based distance [5] between the initial and the post-measurement state, i.e.

$$\mathfrak{D}_{\xi}^{(F)}(\mathcal{M}) := 1 - \sum_{x \in \mathcal{X}} p_{x,\xi} F^2(\rho_{\xi}, \rho_{\xi|x}), \quad (8)$$

where  $F(\rho_{\xi}, \rho_{\xi|x})$  is the fidelity,

$$F(\rho_{\xi}, \rho_{\xi|x}) = \text{tr} \left[ \sqrt{\sqrt{\rho_{\xi}} \rho_{\xi|x} \sqrt{\rho_{\xi}}} \right]. \quad (9)$$

- The  $\tau$ -disturbance  $\mathfrak{D}_{\beta}^{(\tau)}$ , which is defined for a thermal statistical model  $\rho_{\beta}$  as the average spectral temperature variation, i.e.

$$\mathfrak{D}_{\beta}^{(\tau)}(\mathcal{M}) := \sum_{x \in \mathcal{X}} p_{x,\beta} |\beta - \tau(\rho_{\beta|x})| \quad (10)$$

where the spectral temperature  $\tau(\rho)$  of a quantum state is defined as follows [45]

$$\tau(\rho) := \left( 1 - \frac{p_0 + p_{d-1}}{2} \right)^{-1} \times \sum_{i=0}^{d-1} \left( \frac{p_{i+1} + p_i}{2} \right) \frac{\log(p_i/p_{i+1})}{E_{i+1} - E_i}; \quad (11)$$

$\{E_i\}_{i=0, \dots, d-1}$  is the energy spectrum, assumed to be non-degenerate, and  $p_i$  is the probability of the outcome  $E_i$ , following a projective measurement of the Hamiltonian  $H$ .

- The  $\pi$ -disturbance  $\mathfrak{D}_{\xi}^{(\pi)}$ , which is the quantum relative entropy between the quantum I-projection of the post-measurement state onto the statistical model and the pre-measurement state, averaged over the outcomes of the measurement. Explicitly,

$$\mathfrak{D}_{\xi}^{(\pi)}(\mathcal{M}) := \sum_{x \in \mathcal{X}} p_{x,\xi} D_Q(\rho_{\eta_x^{(\pi)}} || \rho_{\xi}), \quad (12)$$

where

$$\eta_x^{(\pi)} := \arg \min_{\eta} D_Q(\rho_{\eta} || \rho_{\xi|x}), \quad (13)$$

and  $D_Q(\cdot || \cdot)$  denotes the quantum relative entropy between two density operators.

### D. Typologies of quantum measurements

In the following, a measurement scheme  $\mathcal{M}$  is referred to as:

- *projective*, if  $\forall x \in \mathcal{X}$ ,  $\Pi_x$  is a projector, i.e.  $\Pi_x^2 = \Pi_x$ . It is rank-1 projective if moreover  $\text{rank}(\Pi_x) = 1$ ,  $\forall x \in \mathcal{X}$ ;
- *semiclassical*, if all its POVM elements  $\{\Pi_x\}_{x \in \mathcal{X}}$  can be simultaneously diagonalized together with the statistical model  $\rho_\xi$ , i.e.  $[\Pi_x, \rho_\xi] = [\Pi_x, \Pi_{x'}] = 0$ ,  $\forall x, x' \in \mathcal{X}$ ;
- *irreversible*, if some of its POVM elements are non-invertible matrices;
- *efficient*, with respect to a given disturbance measure  $\mathfrak{D}_\xi^{(\alpha)}(\mathcal{M})$ , if it minimizes  $\mathfrak{D}_\xi^{(\alpha)}(\mathcal{M})$ , for a fixed value of the extracted information  $\mathcal{F}_\xi(\mathcal{M})$ .

Let us remark that, for a rank-1 projective measurement, the post-measurement state no longer depends on the parameter; as a consequence, the QFI of the post-measurement state vanishes. For a semiclassical measurement, one has  $[P_x, \rho_\xi] = [P_x, P_{x'}] = 0$ ,  $\forall x, x' \in \mathcal{X}$  [52]; as a consequence, the conditional state after a sequence of semiclassical measurements does not depend on the order they are performed.

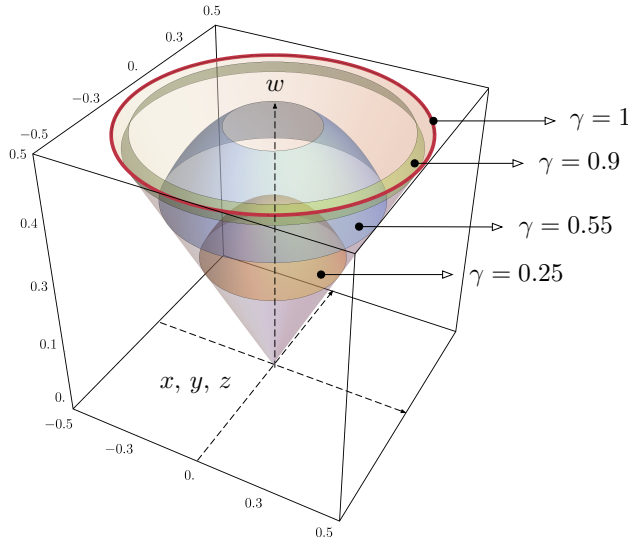


FIG. 1. Graphical representation of the set of binary measurements on a qubit. Each measurement scheme  $\mathcal{M}$  is described by a POVM  $(\Pi_0, \Pi_1)$ . Since  $\Pi_1 = \mathbb{I}_2 - \Pi_0$ , it is sufficient to specify  $\Pi_0$ , e.g. via its cartesian coordinates  $(w, x, y, z)$ . Any binary POVM is thus associated with a point of the cone of equations  $w^2 - x^2 - y^2 - z^2 \geq 0$  and  $0 < w \leq 1/2$ . The spherical caps are the loci of points with fixed value of the POVM purity  $\gamma$ .

### E. Qubit thermometry

Temperature is not a quantum observable, so a parameter estimation framework is unavoidable to address and analyze any measurement scheme aimed at its determination. The temperature of a thermal bath can be inferred by putting it into contact with a two-dimensional quantum system, waiting long enough for it to thermalize, and then performing a suitable measurement. In the following, the ground state of the qubit system is denoted by  $|1\rangle$  and the excited state by  $|0\rangle$ ; the Hamiltonian is  $H = \delta\sigma_z/2$ , with  $\sigma_z$  being the third Pauli matrix. The statistical model is the thermal family of equilibrium states

$$\rho_\beta = \frac{1}{Z_\beta} \text{diag}(e^{-\beta\delta/2}, e^{\beta\delta/2}), \quad Z_\beta = 2 \cosh(\beta\delta/2). \quad (14)$$

Concerning the class of measurements implementable on the qubit thermometer, it is rather natural to restrict attention to binary measurements, i.e. measurement schemes with sample space  $\chi = \{0, 1\}$ . In this regard we state the following proposition.

**PROPOSITION 1.** *Any binary measurement scheme on a qubit, with corresponding POVM  $\{\Pi_0, \Pi_1\}$ , is of the form*

$$\Pi_0 = w\mathbb{I}_2 + x\sigma_x + y\sigma_y + z\sigma_z, \quad \Pi_1 = \mathbb{I}_2 - \Pi_0, \quad (15)$$

where  $0 < w \leq 1/2$  and  $\sqrt{x^2 + y^2 + z^2} \leq w$ .

*Proof.* To represent a physical POVM,  $\Pi_0$  and  $\Pi_1$  must be positive semidefinite matrices. For  $2 \times 2$  matrices, this is equivalent to imposing that both their trace and determinant are nonnegative. By explicit computation, after expanding  $\Pi_0$  as in Eq. (15) on the basis of  $\text{Her}_2$  made up of the identity matrix  $\mathbb{I}_2$  and the three Pauli matrices  $\sigma_x, \sigma_y, \sigma_z$ , one obtains the constraints  $0 < w \leq 1$ ,  $\sqrt{x^2 + y^2 + z^2} \leq \min(w, 1-w)$ . By assuming without loss of generality that  $\text{tr}(\Pi_0) \leq 1$ , the previous constraints simplify to

$$0 < w \leq 1/2 \quad \sqrt{x^2 + y^2 + z^2} \leq w. \quad \square$$

We refer to the set  $(w, x, y, z)$  as the cartesian coordinates of the corresponding POVM. It is also convenient to introduce *conical* coordinates  $(w, \lambda, \theta, \varphi)$  such that

$$\begin{aligned} x &= \lambda w \sin \theta \cos \varphi, \\ y &= \lambda w \sin \theta \sin \varphi, \\ z &= \lambda w \cos \theta, \end{aligned} \quad (16)$$

with the constraints  $0 < w \leq 1/2$ ,  $0 \leq \lambda \leq 1$ ,  $0 \leq \theta \leq \pi$ ,  $0 \leq \varphi \leq 2\pi$ . As a visual aid, the set of binary POVMs on a qubit can be represented as a cone in the Euclidean space  $\mathbb{R}^4$  with  $(w, x, y, z)$  as cartesian coordinates (see Fig. 1). Each cross-section of the cone with a hyperplane of constant  $w$  is a

3-dimensional ball of radius  $w$ , with  $\theta$  the polar angle and  $\varphi$  the azimuthal angle. Projective measurements correspond to the sphere  $w = 1/2$ ,  $\lambda = 1$ , whereas irreversible measurements to the surface of the cone  $\lambda = 1$ .

A binary measurement can further be characterized in terms of its purity  $\gamma$  and its non-commutativity  $\chi$ , defined as follows

$$\gamma := \text{tr}(\Pi_0^2) = 2(1 + \lambda^2)w^2 \quad (17)$$

$$\chi := \sin \theta. \quad (18)$$

The purity  $\gamma$  measures the proximity to the set of projective measurements, since  $\gamma = 1$  precisely when  $w = 1/2$  and  $\lambda = 1$ . The non-commutativity  $\chi$  measures the distance from the set of semiclassical measurements; in fact, the POVM elements  $\Pi_x$  commute with  $\rho_\beta$  precisely when  $\chi = 0$  (or in the trivial case of the uninformative measurement  $\lambda = 0$ ). Measurements that maximize the non-commutativity  $\chi$ , i.e. having  $\theta = \pi/2$ , are referred to as *non-classical*.

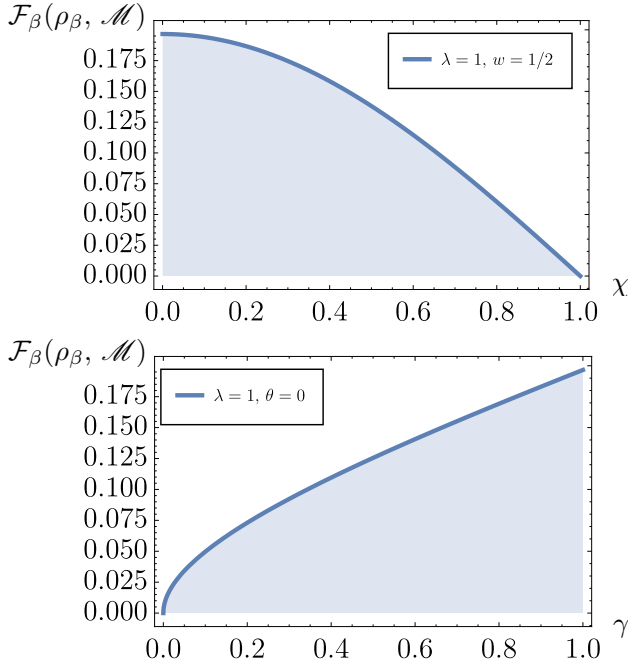


FIG. 2. *Upper panel*: the Fisher information  $\mathcal{F}_\beta$  as a function of the measurement non-commutativity  $\chi$ . *Lower panel*: the Fisher information  $\mathcal{F}_\beta$  as a function of the measurement purity  $\gamma$ . Both plots are obtained up fixing  $\beta = \delta = 1$ .

### III. QUBIT THERMOMETRY: INFORMATION

Given a binary measurement scheme  $\mathcal{M}$ , corresponding to conical coordinates  $(w, \lambda, \theta, \varphi)$ , the information

$\mathcal{F}_\beta(\rho_\beta, \mathcal{M})$  about the temperature is given by

$$\mathcal{F}_\beta(\rho_\beta, \mathcal{M}) = \frac{\delta^2 \lambda^2 w \cos^2 \theta \operatorname{sech}^4 \left( \frac{\beta \delta}{2} \right)}{4 \mathcal{Q} [1 - w \mathcal{Q}]}, \quad (19)$$

$$\mathcal{Q} = \left[ 1 - \lambda \cos \theta \tanh \left( \frac{\beta \delta}{2} \right) \right].$$

In Fig. 2, we show the range of  $\mathcal{F}_\beta$  as  $\mathcal{M}$  is varied, as a function of either the non-commutativity  $\chi$  or the purity  $\gamma$  of the measurement. The set of all possible binary POVMs is 4-dimensional; however, the information  $\mathcal{F}_\beta$  does not depend on the conical coordinate  $\varphi$ . Thus, fixing either  $\chi$  or  $\gamma$  leaves only two free parameters: the result is a two-dimensional region. The boundary curve of such region corresponds to measurements extracting maximum information for a given value of either  $\gamma$  or  $\chi$ .

For instance, the measurement scheme  $\mathcal{F}_\chi^{\max}$  that extracts maximum information for given value of  $\chi$  is obtained for  $\lambda = 1$  and  $w = 1/2$ , i.e. it is the projective POVM of the form

$$\Pi_0 = \frac{1}{2} \begin{pmatrix} 1 \pm \sqrt{1 - \chi^2} & \chi e^{-i\varphi} \\ \chi e^{i\varphi} & 1 \mp \sqrt{1 - \chi^2} \end{pmatrix}, \quad \Pi_1 = \mathbb{I}_2 - \Pi_0. \quad (20)$$

Analytically, the boundary curve (shown in the upper panel of Fig. 2) is given by

$$\mathcal{F}_\beta(\rho_\beta, \mathcal{F}_\chi^{\max}) = \frac{2\beta^2 (1 - \chi^2)}{4 - \chi^2 + 4 \cosh(\beta \delta) + \chi^2 \cosh(2\beta \delta)}. \quad (21)$$

Similarly, the measurement scheme  $\mathcal{F}_\gamma^{\max}$  that extracts maximum information for given value of  $\gamma$  is obtained for  $\lambda = 1$  and  $\theta = 0$ , i.e. it is a semiclassical measurement of the form

$$\Pi_0 = \begin{pmatrix} \sqrt{\gamma} & 0 \\ 0 & 0 \end{pmatrix}, \quad \Pi_1 = \mathbb{I}_2 - \Pi_0. \quad (22)$$

Analytically, the boundary curve (shown in the lower panel of Fig. 2) is given by

$$\mathcal{F}_\beta(\rho_\beta, \mathcal{F}_\gamma^{\max}) = \frac{\beta^2 \sqrt{\gamma} e^{2\beta \delta}}{(1 + e^{\beta \delta})^2 (1 + e^{\beta \delta} - \sqrt{\gamma})}. \quad (23)$$

### IV. QUBIT THERMOMETRY: DISTURBANCE

In this section, the four disturbance measures  $\mathcal{D}_\beta^{(\alpha)}$ , defined in Sec. II C are considered and analysed in details. In particular, their relation to the non-commutativity and the purity of the POVM is studied, as well as their trade-off with the extracted information. We also characterize explicitly the  $\alpha$ -efficient classes of measurements in the four cases.

#### A. The $\Delta$ -disturbance $\mathcal{D}_\beta^{(\Delta)}$

A given measurement scheme  $\mathcal{M}$  extracts an amount of information  $\mathcal{F}_\beta$ , which is a fraction of the total available infor-



mation, i.e. the QFI  $\mathcal{F}_\beta^{(Q)}$ . At the same time, part of the information on the parameter is lost due to the measurement, which is quantified by the disturbance  $\mathfrak{D}_\beta^{(\Delta)}$ . Using the method outlined in App. A, it is straightforward to obtain that  $\mathfrak{D}_\beta^{(\Delta)}$  is given by

$$\mathfrak{D}_\beta^{(\Delta)}(\mathcal{M}) = \mathcal{F}_\beta^{(Q)}(\rho_\beta) - p_{0,\beta} \mathcal{F}_\beta^{(Q)}(\rho_{\beta|0}) - p_{1,\beta} \mathcal{F}_\beta^{(Q)}(\rho_{\beta|1}), \quad (24)$$

where

$$\mathcal{F}_\beta^{(Q)}(\rho_\beta) = \frac{\delta^2}{(2 + 2 \cosh \beta \delta)}, \quad (25)$$

$$p_{0,\beta} = w - \lambda w \cos \theta \tanh(\beta \delta / 2), \quad (26)$$

$$p_{1,\beta} = 1 - p_{0,\beta},$$

and the QFI of the conditional states are given by

$$\mathcal{F}_\beta^{(Q)}(\rho_{\beta|0}) = \frac{\delta^2 (1 - \lambda^2) e^{\beta \delta}}{(K_+ + e^{\beta \delta} K_-)^2}, \quad (27)$$

$$\mathcal{F}_\beta^{(Q)}(\rho_{\beta|1}) = \frac{\delta^2 [(1 - w)^2 - \lambda^2 w^2] e^{\beta \delta}}{[1 - w K_+ + e^{\beta \delta} (1 - w K_-)]^2}, \quad (28)$$

$$K_\pm = 1 \pm \lambda \cos \theta.$$

The measurements that maximize  $\mathfrak{D}_\beta^{(\Delta)}$  are the projective measurements and their  $\Delta$ -disturbance equals the QFI. The measurements that minimize  $\mathfrak{D}_\beta^{(\Delta)}$  are the uninformative measurements ( $\lambda = 0$ ), which cause no  $\Delta$ -disturbance.

In Fig. 3, we show the range of  $\mathfrak{D}_\beta^{(\Delta)}$  while  $\mathcal{M}$  is varied, as a function of either the non-commutativity  $\chi$  or the purity  $\gamma$ . The measurement scheme  $\mathcal{D}_\chi^{\max}$  leading to maximum disturbance  $\mathfrak{D}_\beta^{(\Delta)}$  for given value of  $\chi$  is obtained for  $\lambda = 1$  and  $w = 1/2$ , i.e. it is the projective POVM of Eq. (20). Such maximum value is the QFI  $\mathcal{F}_\beta^{(Q)}$ . The scheme  $\mathcal{D}_\gamma^{\max}$  that causes maximum disturbance for given value of  $\gamma$  is instead obtained for  $\lambda = 1$  and  $\theta = 0$ , i.e. it is the semiclassical POVM of Eq. (22). The corresponding value of the disturbance is

$$\mathfrak{D}_\beta^{(\Delta)}(\mathcal{D}_\gamma^{\max}) = \frac{\beta^2 \sqrt{\gamma} e^{2\beta \delta}}{(1 + e^{\beta \delta})^2 (1 + e^{\beta \delta} - \sqrt{\gamma})}. \quad (29)$$

While for any given value of  $\chi$  it is possible to find a zero-disturbance measurement, measurements with purity  $\gamma > 1/2$  must destroy information. For given value of  $\gamma$ , the minimum achievable information loss is

$$\mathfrak{D}_\beta^{(\Delta)}(\mathcal{D}_\gamma^{\min}) = \frac{\beta^2 (2\gamma - 1) \operatorname{sech}^2(\beta \delta / 2)}{4(\gamma + \cosh \beta \delta - \gamma \cosh \beta \delta)}. \quad (30)$$

It is attained by measurements schemes  $\mathcal{D}_\gamma^{\min}$  having  $w = 1/2$  and  $\theta = 0$ , which defines a subclass of semiclassical POVMs

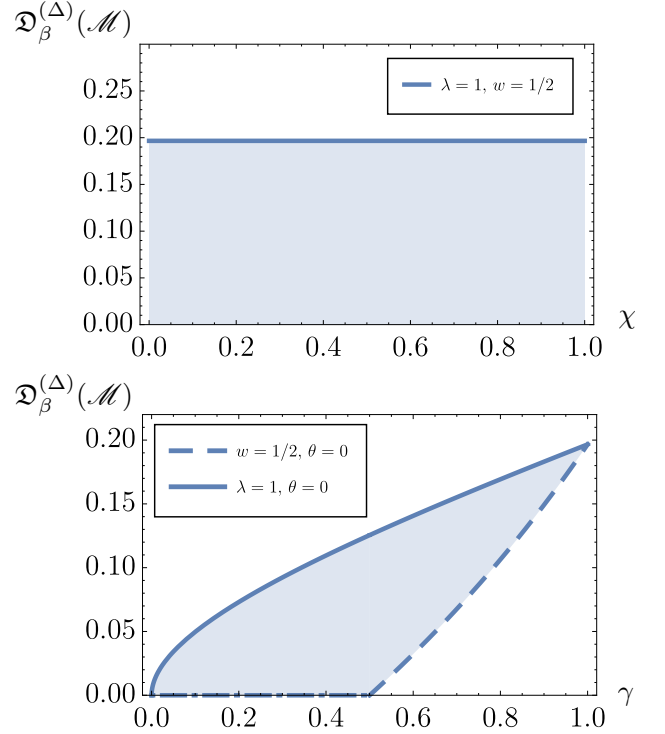


FIG. 3. *Upper panel:* Range of the  $\Delta$ -disturbance  $\mathfrak{D}_\beta^{(\Delta)}$  as a function of the measurement non-commutativity  $\chi$ . *Lower panel:* a similar plot as a function of the measurement purity  $\gamma$ . Both plots are obtained upon fixing  $\beta = \delta = 1$ .

of the form

$$\Pi_0 = \frac{1}{2} \begin{pmatrix} 1 + \sqrt{2\gamma - 1} & 0 \\ 0 & 1 - \sqrt{2\gamma - 1} \end{pmatrix}, \quad (31)$$

$$\Pi_1 = \mathbb{I}_2 - \Pi_0. \quad (32)$$

#### 1. The information/ $\Delta$ -disturbance trade-off – $\mathcal{F}_\beta$ vs $\mathfrak{D}_\beta^{(\Delta)}$

It is often the case that one is not interested in  $\mathcal{F}_\beta$  or  $\mathfrak{D}_\beta^{(\Delta)}$ , taken individually, but rather in their trade-off. Since both the information  $\mathcal{F}_\beta$  and the information loss  $\mathfrak{D}_\beta^{(\Delta)}$  are independent from  $\varphi$ , the trade-off region in the plane  $\mathcal{F}_\beta$  vs  $\mathfrak{D}_\beta^{(\Delta)}$  corresponds to 3 free parameters. However, it can be foliated into a set of 1-dimensional curves by fixing one additional parameter, which turns out to be the non-commutativity  $\chi$ . The situation is summarized by the following proposition.

**PROPOSITION 2.** *The trade-off region in the plane  $\mathcal{F}_\beta$  vs  $\mathfrak{D}_\beta^{(\Delta)}$  is the triangle of vertices  $(0, 0)$ ,  $(0, \mathcal{F}_\beta^{(Q)})$  and  $(\mathcal{F}_\beta^{(Q)}, \mathcal{F}_\beta^{(Q)})$ . For fixed value of the non-commutativity  $\chi$ , the resulting trade-off curve is a line segment with endpoints*

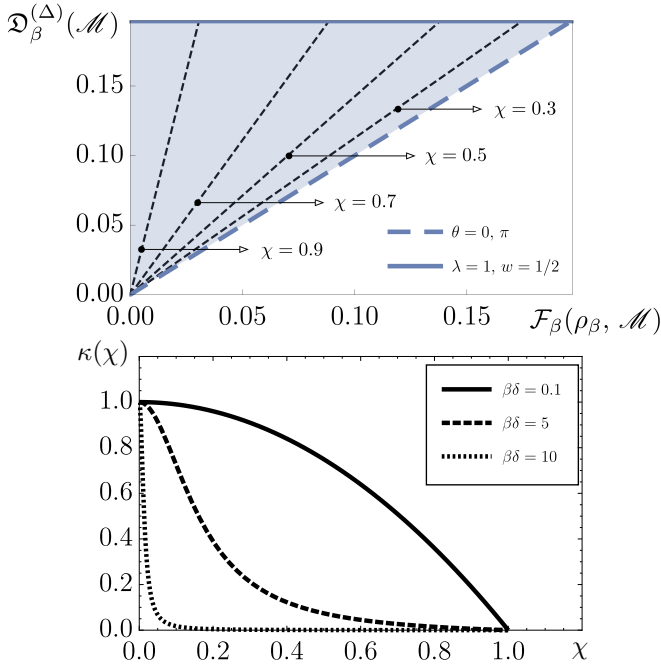


FIG. 4. *Upper panel*: information/disturbance trade-off region for  $\mathfrak{D}_\beta^{(\Delta)}$ . The region is foliated into line segments by fixing the value of the non-commutativity  $\chi$ . *Lower panel*: the quantity  $\kappa(\chi)$  (see Proposition 2 for details) for different values of the product  $\beta\delta$ .

$(0, 0)$  and  $(\kappa(\chi) \mathcal{F}_\beta^{(Q)}, \mathcal{F}_\beta^{(Q)})$ , where

$$\kappa(\chi) = \frac{2(1 - \chi^2)}{2 - \chi^2 + \chi^2 \cosh(\beta\delta)}. \quad (33)$$

*Proof.* By direct computation, from Eqs. (19) and (24), one finds that the ratio between  $\mathcal{F}_\beta(\rho_\beta, \mathcal{M})$  and  $\mathfrak{D}_\beta^{(\Delta)}(\mathcal{M})$  is a function only of  $\chi$ , denoted by  $\kappa(\chi)$ , where  $\kappa(\chi)$  is given in Eq. (33). Since, for any fixed value of  $\chi$ , the  $\Delta$ -disturbance  $\mathfrak{D}_\beta^{(\Delta)}$  ranges from 0 to  $\mathcal{F}_\beta^{(Q)}$ , it follows that the trade-off re-

gion is foliated into line segments with endpoints  $(0, 0)$  and  $(\kappa(\chi) \mathcal{F}_\beta^{(Q)}, \mathcal{F}_\beta^{(Q)})$ . Since the range of  $\kappa(\chi)$  is the interval  $[0, 1]$ , it follows that the trade-off region, which is the union of the trade-off curves for fixed  $\chi$ , is the triangle of vertices  $(0, 0)$ ,  $(0, \mathcal{F}_\beta^{(Q)})$  and  $(\mathcal{F}_\beta^{(Q)}, \mathcal{F}_\beta^{(Q)})$  (see Fig. 4).  $\square$

From Prop. 2, it follows in particular that the disturbance of an efficient measurement equals the corresponding extracted information. In Ref. [43], it was proven in full generality that, for a parameter  $\xi$  and statistical model  $\rho_\xi, \mathcal{F}_\xi$  and  $\mathfrak{D}_\xi^{(\Delta)}$  satisfy the inequality  $\mathcal{F}_\xi(\rho_\xi, \mathcal{M}) \leq \mathfrak{D}_\xi^{(\Delta)}(\mathcal{M})$ . In the specific case of qubit thermometry, Prop. 2 implies that such inequality is tight. In fact, saturation occurs when  $\kappa(\chi) = 1$ , or equivalently  $\chi = 0$ , i.e. the measurement is semiclassical. It therefore follows that the set of efficient measurements coincides with the set of semiclassical measurements. In fact, it holds more generally, for any  $d$ -dimensional thermometer, that semiclassical measurements are efficient according to the disturbance measure  $\mathfrak{D}_\beta^{(\Delta)}$ .

**PROPOSITION 3.** *For a thermal statistical model of a  $d$ -level system, semiclassical measurements are efficient according to the disturbance measure  $\mathfrak{D}_\beta^{(\Delta)}$ .*

*Proof.* The statistical model is  $\rho_\beta = e^{-\beta H} / \text{tr}(e^{-\beta H})$ , where  $H \in \text{Her}_d$  is the Hamiltonian of the system. Its SLD is  $L_{\rho, \beta} = \langle H \rangle_\beta - H$ , where  $\langle H \rangle_\beta = \text{tr}(H \rho_\beta)$ ; thus, in the eigenbasis of  $H$ , both  $\rho_\beta$  and  $L_{\rho, \beta}$  are diagonal matrices. Now, consider a semiclassical measurement scheme  $\mathcal{M}$  with POVM  $\{\Pi_x\}_{x \in \mathcal{X}}$  and post-measurement state  $\rho_{\beta|x} = \rho_\beta \Pi_x / p_x$ , where  $P_x = \sqrt{\Pi_x}$ . Its derivative is  $\partial_\beta \rho_{\beta|x} = (L_{\rho, \beta} - \partial_\beta \log p_x) \rho_{\beta|x}$ . Since each  $\Pi_x$  commutes by definition with  $\rho_\beta$ , it must commute also with  $H$ , thus with  $L_{\rho, \beta}$ . It follows that  $L_{\rho, \beta}$  also commutes with  $\rho_{\beta|x}$ , and so the SLD of the conditional state  $\rho_{\beta|x}$  is  $L_{\rho, \beta|x} = L_{\rho, \beta} - \partial_x \log p_x \mathbb{I}_d$ . The average QFI of the post-measurement state can now be computed as follows,

$$\sum_{x \in \mathcal{X}} p_x \text{tr}(\rho_{\beta|x} L_{\rho, \beta|x}^2) = \sum_{x \in \mathcal{X}} \text{tr}(\rho_\beta L_{\rho, \beta}^2 \Pi_x) + \sum_{x \in \mathcal{X}} (\partial_\beta \log p_x)^2 p_x - 2 \sum_{x \in \mathcal{X}} (\partial_\beta \log p_x) \text{tr}(L_{\rho, \beta} \rho_\beta \Pi_x). \quad (34)$$

The first sum is equal to the QFI  $\mathcal{F}_\beta^{(Q)}(\rho_\beta)$ . The second sum is equal to the FI  $\mathcal{F}_\beta(\rho_\beta, \mathcal{M})$ . The third term is also equal to the FI, after making use of the fact that  $\text{tr}(L_{\rho, \beta} \rho_\beta \Pi_x) = \partial_\beta p_x$ . It follows immediately that the information  $\mathcal{F}_\beta$  saturates to the disturbance  $\mathfrak{D}_\beta^{(\Delta)}$ , and the measurement is efficient.  $\square$

## B. The $F$ -disturbance $\mathfrak{D}_\beta^{(F)}$

The  $F$ -disturbance  $\mathfrak{D}_\beta^{(F)}$  is defined as the average (fidelity-based) distance between the statistical model and the post-measurement state. Explicitly, in our model, it is given by

$$\begin{aligned} \mathfrak{D}_\beta^{(F)}(\mathcal{M}) &= \frac{1 + \cos^2 \theta + \sin^2 \theta \cosh(\beta\delta)}{2[1 + \cosh(\beta\delta)]} \\ &\times \left[ 1 - w\sqrt{1 - \lambda^2} - \sqrt{(1 - w)^2 - w^2 \lambda^2} \right]. \end{aligned} \quad (35)$$

The measurements that maximize  $\mathfrak{D}_\beta^{(F)}$  are the projective measurements which have  $\chi = 1$ , corresponding to POVMs of the form

$$\Pi_0 = \frac{1}{2} \begin{pmatrix} 1 & e^{-i\varphi} \\ e^{i\varphi} & 1 \end{pmatrix}, \quad \Pi_1 = \mathbb{I}_2 - \Pi_0. \quad (36)$$

The maximum  $F$ -disturbance is thus  $\mathfrak{D}_\beta^{(F)} = 1/2$ . The measurements that minimize  $\mathfrak{D}_\beta^{(F)}$  are the uninformative measurements, which cause no  $F$ -disturbance. If the non-commutativity  $\chi$  is fixed, the maximum achievable  $F$ -disturbance is attained by a projective POVM and is equal to

$$\mathfrak{D}_\beta^{(F)}(\mathcal{D}_\chi^{\max}) = \frac{2 - \chi^2 + \chi^2 \cosh(\beta\delta)}{2 + 2 \cosh(\beta\delta)}. \quad (37)$$

If instead the purity  $\gamma$  is fixed, the maximum achievable  $F$ -disturbance is attained by POVMs with  $\lambda = 1$  and  $\theta = \pi/2$ , i.e. of the form

$$\Pi_0 = \frac{\sqrt{\gamma}}{2} \begin{pmatrix} 1 & e^{-i\varphi} \\ e^{i\varphi} & 1 \end{pmatrix}, \quad \Pi_1 = \mathbb{I}_2 - \Pi_0. \quad (38)$$

The corresponding disturbance is

$$\mathfrak{D}_\beta^{(F)}(\mathcal{D}_\gamma^{\max}) = \frac{1 - \sqrt{1 - \sqrt{\gamma}}}{2}. \quad (39)$$

For  $\gamma > 1/2$ , there is also a non-trivial lower bound to the  $F$ -disturbance,

$$\mathfrak{D}_\beta^{(F)}(\mathcal{D}_\gamma^{\min}) = \frac{1 - \sqrt{2 - 2\gamma}}{1 + \cosh(\beta\delta)}, \quad (40)$$

which is achieved by a special subclass of semiclassical measurement schemes having  $w = 1/2$  (and  $\theta = 0, \pi$ ), corresponding to POVMs of the form

$$\Pi_0 = \frac{1}{2} \begin{pmatrix} 1 \pm \sqrt{2\gamma - 1} & 0 \\ 0 & 1 \mp \sqrt{2\gamma - 1} \end{pmatrix}, \quad \Pi_1 = \mathbb{I}_2 - \Pi_0. \quad (41)$$

The range of  $\mathfrak{D}_\beta^{(F)}$  while  $\mathcal{M}$  is varied, are illustrated in Fig. 5, as a function of either the non-commutativity  $\chi$  or the purity  $\gamma$  of the POVM.

#### 1. The information/ $F$ -disturbance trade-off – $\mathcal{F}_\beta$ vs $\mathfrak{D}_\beta^{(F)}$

The trade-off region for  $\mathfrak{D}_\beta^{(F)}$  is not as simple to describe as it has been for  $\mathfrak{D}_\beta^{(\Delta)}$  in Prop. 2; however, it is qualitatively similar. The  $F$ -efficient measurements are a subset of semiclassical measurements: they correspond to POVMs having  $\theta = 0$ , while the optimal values of  $\lambda$  and  $w$  (denoted by  $\lambda_{\mathcal{F}}^{\text{opt}}$  and  $w_{\mathcal{F}}^{\text{opt}}$ ) must be determined numerically. The trade-off is illustrated in Fig. 6. The lower curve represents  $F$ -efficient measurement schemes and has been reconstructed by minimizing numerically the  $F$ -disturbance, for fixed value of the extracted information, and then interpolating between the

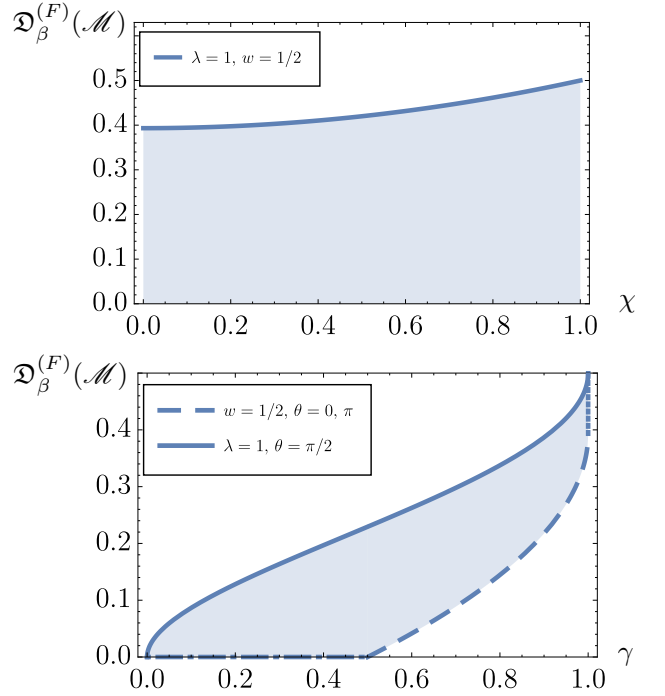


FIG. 5. Range of the  $F$ -disturbance  $\mathfrak{D}_\beta^{(F)}$  as a function of the measurement non-commutativity  $\chi$  (upper panel) or the measurement purity  $\gamma$  (lower panel). Both plots are obtained upon fixing  $\beta\delta = 1$ .

points thus obtained. The upper curve is made up of the projective measurements, which maximize the  $F$ -disturbance for given information. Explicitly, the maximum  $F$ -disturbance for fixed information  $\mathcal{F}_\beta$  is given by

$$\mathfrak{D}_\beta^{(F)}(\mathcal{D}_{\mathcal{F}}^{\max}) = \frac{\beta^2 \delta^2}{2\beta^2 \delta^2 - \mathcal{F}_\beta + \mathcal{F}_\beta \cosh(2\beta\delta)}. \quad (42)$$

In the same figure, the behaviors of  $\lambda_{\mathcal{F}}^{\text{opt}}$  and  $w_{\mathcal{F}}^{\text{opt}}$  for  $F$ -efficient measurements, as a function of  $\mathcal{F}_\beta$ , are also shown.

### C. The $\tau$ -disturbance $\mathfrak{D}_\beta^{(\tau)}$

In quantum thermometry, the post-measurement state usually does not belong to the family of thermal states, i.e. the measurement forces the state out of equilibrium. Therefore, it cannot be assigned a temperature in the conventional sense. For non-equilibrium quantum systems, the spectral temperature, defined in Eq. (11), is a candidate generalization to the standard temperature of equilibrium thermodynamics. The spectral temperature coincides with the standard temperature when evaluated on equilibrium states and it shares many of its thermodynamical properties [45]. The  $\tau$ -disturbance  $\mathfrak{D}_\beta^{(\tau)}$  is equal to the average spectral temperature variation due to the measurement. Explicitly, in our model, we have

$$\mathfrak{D}_\beta^{(\tau)}(\mathcal{M}) = p_{0,\beta} |\beta - \tau(\rho_{\beta|0})| + p_{1,\beta} |\beta - \tau(\rho_{\beta|1})|, \quad (43)$$



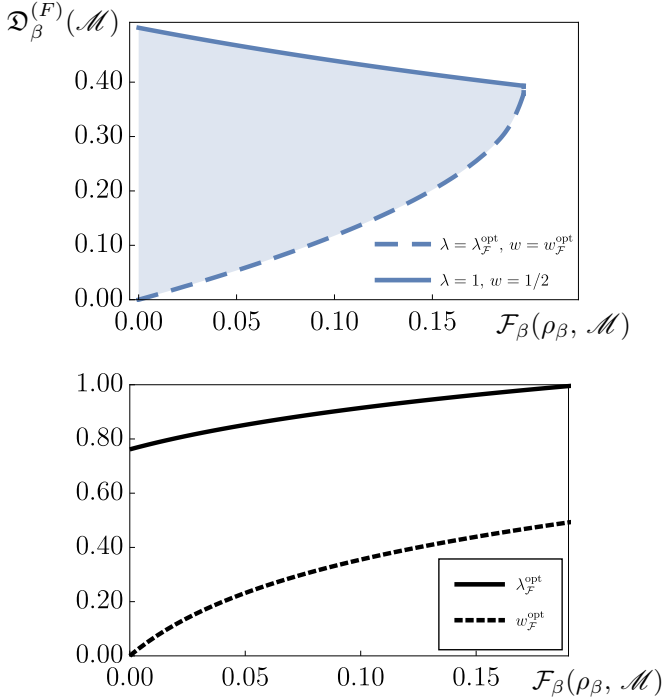


FIG. 6. *Upper panel:* trade-off region for the  $F$ -disturbance measure  $\mathfrak{D}_\beta^{(F)}$ . The  $F$ -efficient measurements (dashed) correspond to  $\theta = 0$ , while  $\lambda = \lambda_F^{\text{opt}}$  and  $w = w_F^{\text{opt}}$  are determined numerically. *Lower panel:* parameters  $\lambda_F^{\text{opt}}$  and  $w_F^{\text{opt}}$  of the  $F$ -efficient POVMs as a function of the extracted information.

where  $p_{0,\beta} = w - \lambda w \cos \theta \tanh(\beta\delta/2)$ ,  $p_{1,\beta} = 1 - p_{0,\beta}$ , and the spectral temperatures of the two conditional states are given by

$$\tau(\rho_{\beta|0}) = \frac{1}{\delta} \log \left[ \frac{2(1 - \Lambda_+ \Lambda_-) + e^{\beta\delta} \Lambda_-^\theta}{2(1 - \Lambda_+ \Lambda_-) e^{\beta\delta} + \Lambda_+^\theta} \right], \quad (44)$$

$$\Lambda_\pm = \sqrt{1 \pm \lambda},$$

$$\Lambda_\pm^\theta = \left[ \Lambda_\pm (\cot \theta + \csc \theta) + \Lambda_\mp \tan(\theta/2) \right]^2,$$

and

$$\tau(\rho_{\beta|1}) = \frac{1}{\delta} \log \left[ \frac{2(1 - w - W_+ W_-) + e^{\beta\delta} W_+^\theta}{2(1 - w - W_+ W_-) e^{\beta\delta} + W_-^\theta} \right], \quad (45)$$

$$W_\pm = \sqrt{1 - w \pm \lambda w},$$

$$W_\pm^\theta = \left[ W_\pm (\cot \theta + \csc \theta) + W_\mp \tan(\theta/2) \right]^2.$$

In Fig. 7, the range of  $\mathfrak{D}_\beta^{(\tau)}$  is plotted as either the non-commutativity  $\chi$  or the purity  $\gamma$  are varied. For given value of  $\chi$ , the measurements that introduce maximum disturbance are the projective measurements; the corresponding disturbance

$\mathfrak{D}_\beta^{(\tau)}(\mathcal{D}_\chi^{\text{max}})$  is given by

$$\mathfrak{D}_\beta^{(\tau)}(\mathcal{D}_\chi^{\text{max}}) = \frac{\beta}{2} \left( H_- \tilde{H}_- + H_+ \tilde{H}_+ \right), \quad (46)$$

$$H_\pm = \left| 1 \pm \frac{1}{\beta\delta} \log \frac{1 - \sqrt{1 - \chi^2}}{1 + \sqrt{1 - \chi^2}} \right|$$

$$\tilde{H}_\pm = \left( 1 \pm \sqrt{1 - \chi^2} \tanh \frac{\beta\delta}{2} \right)$$

Notice that there is a vertical asymptote for  $\chi = 0$ , i.e. there exist semiclassical measurements that cause infinite disturbance. For given  $\gamma$ , instead, there is no upper-bound. For  $\gamma > 1/2$ , there is however a non-trivial lower bound. It is given by measurements that maximize the non-commutativity: their POVMs have  $w = 1/2$  and  $\theta = \pi/2$ , or explicitly

$$\Pi_0 = \frac{1}{2} \begin{pmatrix} 1 & -\sqrt{2\gamma - 1} e^{-i\varphi} \\ -\sqrt{2\gamma - 1} e^{i\varphi} & 1 \end{pmatrix}, \quad (47)$$

$$\Pi_1 = \mathbb{I}_2 - \Pi_0,$$

with corresponding disturbance given by

$$\mathfrak{D}_\beta^{(\tau)}(\mathcal{D}_\gamma^{\text{min}}) = \frac{1}{2\delta} \left| \beta\delta - \log \frac{L_+}{L_-} \right|, \quad (48)$$

$$L_\pm = 1 \pm \sqrt{2 - 2\gamma} \tanh \left( \frac{\beta\delta}{2} \right).$$

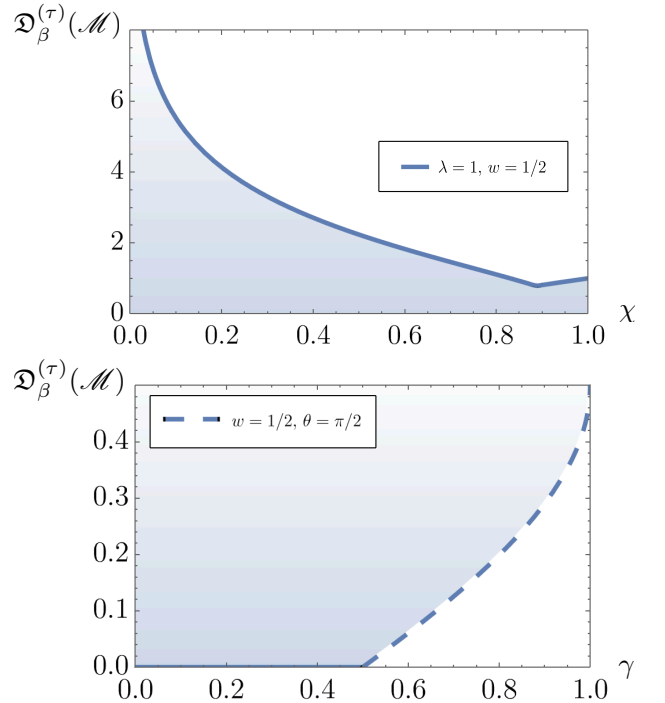


FIG. 7. Range of the  $\tau$ -disturbance  $\mathfrak{D}_\beta^{(\tau)}$  as a function of the measurement non-commutativity  $\chi$  (upper panel) or the measurement purity  $\gamma$  (lower panel). Both regions are unbounded.

### 1. The information/ $\tau$ -disturbance trade-off – $\mathcal{F}_\beta$ vs $\mathfrak{D}_\beta^{(\tau)}$

First of all, it is easy to construct, for any given value of the extracted information, a suitable measurement with divergent  $\tau$ -disturbance  $\mathfrak{D}_\beta^{(\tau)}$ . Consider, e.g. the irreversible and semiclassical measurement having  $\lambda = 1$ ,  $\theta = 0$  and  $w$  such that the resulting information is equal to a fixed value  $\mathcal{F}_\beta$ . Such a value of  $w$  always exists and explicitly it is given by

$$w = \frac{(1 + e^{\beta\delta})^3 \mathcal{F}_\beta}{2[(1 + e^{\beta\delta})^2 \mathcal{F}_\beta + \beta^2 \delta^2 e^{2\beta\delta}]} . \quad (49)$$

It may be easily checked that, for such POVM, the probability  $p_{0,\beta}$  of finding the post-measurement state  $\rho_{\beta|0}$  in the ground state vanishes, so that  $\tau(\rho_{\beta|0}) = -\infty$ , and thus the  $\tau$ -disturbance diverges. Incidentally, such a measurement scheme is the same found in Eq. (22), i.e. the measurement maximizing the information for given value of the purity. Thus, there is no upper-curve to the information/ $\tau$ -disturbance trade-off region. The  $\tau$ -efficient measurements, which minimize the disturbance for given extracted information, are a subset of the semiclassical ones. They have  $\theta = 0$  and parameters  $\lambda_{\mathcal{F}}^{\text{opt}}$  and  $w_{\mathcal{F}}^{\text{opt}}$  which are determined numerically. The situation is summarized in Fig. 8.

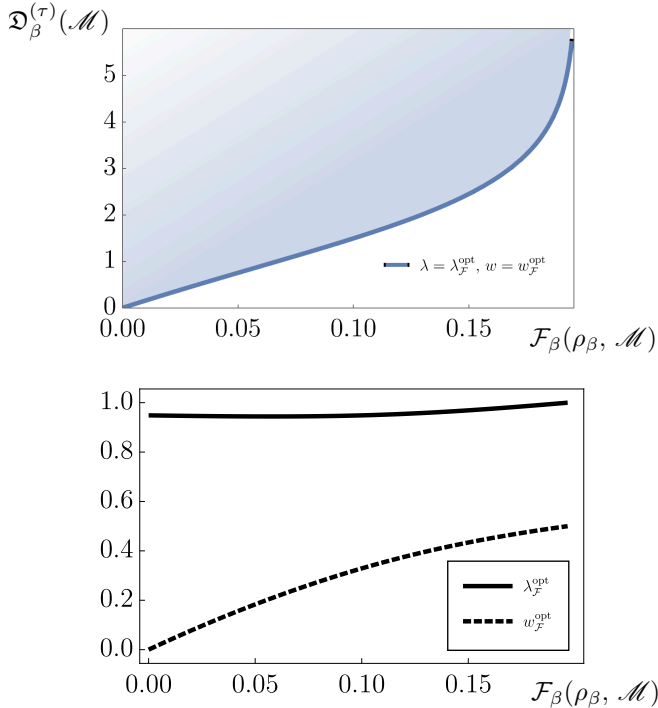


FIG. 8. *Upper panel*: the trade-off region for the  $\tau$ -disturbance measure  $\mathfrak{D}_\beta^{(\tau)}$ . The  $\tau$ -efficient measurements correspond to  $\theta = 0$ , while  $\lambda = \lambda_{\mathcal{F}}^{\text{opt}}$  and  $w = w_{\mathcal{F}}^{\text{opt}}$  are determined numerically. *Lower panel*: behavior of the optimal parameters  $\lambda_{\mathcal{F}}^{\text{opt}}$  and  $w_{\mathcal{F}}^{\text{opt}}$  as a function of the FI  $\mathcal{F}_\beta$  for  $\tau$ -efficient measurements.

### D. The $\pi$ -disturbance $\mathfrak{D}_\beta^{(\pi)}$

The  $\pi$ -disturbance  $\mathfrak{D}_\beta^{(\pi)}$  has an information-geometrical interpretation, which we briefly comment upon. The statistical distinguishability between any two equilibrium states lying on the manifold of thermal states  $\rho_\beta$ , is quantified via their quantum relative entropy,

$$D_Q(\rho_\eta || \rho_\beta) = \text{tr}(\rho_\eta \log \rho_\eta) - \text{tr}(\rho_\eta \log \rho_\beta) = (\beta - \eta) \langle H \rangle_\eta + \log(Z_\beta / Z_\eta) . \quad (50)$$

The post-measurement state, however, is out of equilibrium. It must be projected back onto the manifold of thermal states, according to the natural geometry defined by  $D_Q$ . The  $\pi$ -disturbance  $\mathfrak{D}_\beta^{(\pi)}$  is then given by the quantum relative entropy between the projected state and the original thermal state, averaged over the outcomes of the measurement. Computation of  $\mathfrak{D}_\beta^{(\pi)}(\mathcal{M})$  must in general be performed numerically [53].

The behavior of  $\mathfrak{D}_\beta^{(\pi)}$  is quantitatively different, though the overall picture is qualitatively similar to the other disturbance metrics considered before. In particular, the measurements introducing minimum  $\pi$ -disturbance depend on the parameter being kept fixed, however the efficient measurements are always of the semiclassical type.

Let us summarize the main features. For fixed value of the non-commutativity  $\chi$ , the measurements that maximize the disturbance are the projective ones. The corresponding disturbance can be computed analytically,

$$\begin{aligned} \mathfrak{D}_\beta^{(\pi)}(\mathcal{D}_\gamma^{\text{max}}) &= \frac{1}{2} [P_-^\theta P_+ + P_+^\theta P_-] , \\ P_\pm &= \log(1 + e^{\pm\beta\delta}) , \\ P_\pm^\theta &= 1 \pm \cos \theta \tanh\left(\frac{\beta\delta}{2}\right) . \end{aligned} \quad (51)$$

For fixed value of the purity  $\gamma$ , the measurements that maximize the disturbance are instead a subset of the irreversible ones, i.e. they correspond to POVMs having  $\lambda = 1$  and  $\theta = \theta_\gamma^{\text{opt}}$  determined numerically. The situation is summarized in Fig. 9.

### 1. The information/ $\pi$ -disturbance trade-off – $\mathcal{F}_\beta$ vs $\mathfrak{D}_\beta^{(\pi)}$

Concerning the information/ $\pi$ -disturbance trade-off, the  $\pi$ -efficient measurements are a subset of the semiclassical measurements. They correspond to POVMs having  $\theta = 0$ , while the values of  $\lambda$  and  $w$  are found numerically. The trade-off region is shown in Fig. 10, together with the behaviors of the optimal parameters  $\lambda_{\mathcal{F}}^{\text{opt}}$  and  $w_{\mathcal{F}}^{\text{opt}}$  as a function of the FI.

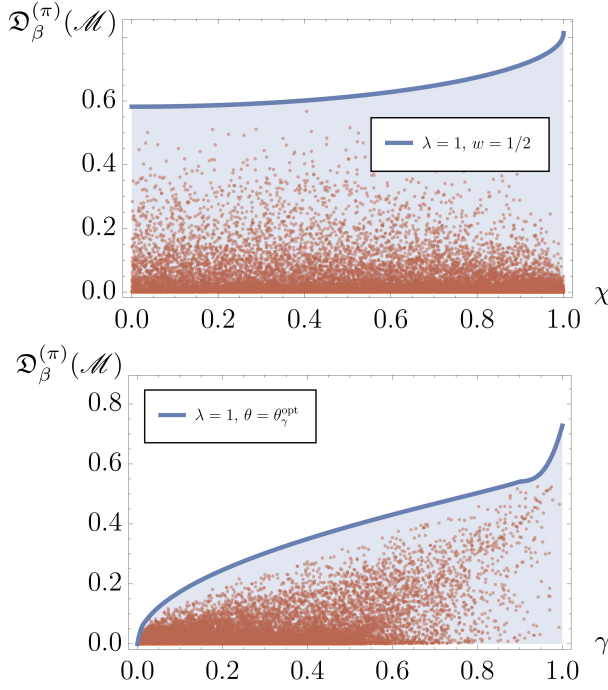


FIG. 9. Range of the  $\pi$ -disturbance  $\mathfrak{D}_\beta^{(\pi)}$  as either  $\chi$  or  $\gamma$  are varied. Dots correspond to performances of randomly generated POVMs with parameters  $(\lambda, \theta, w)$  chosen uniformly.

## V. CONCLUSIONS

In this paper, we have addressed the trade-off relation between the information on an unknown parameter, extracted via quantum measurements, and the disturbance that the probing system suffers as a result. In particular, we have analyzed in details the specific model of qubit thermometry, as a natural scenario where such trade-off plays out.

Four different disturbance measures have been introduced and discussed. Our results have shown that they capture different, but consistent aspects of the trade-off relation. A measurement is efficient if it causes a disturbance not greater than any other measurement extracting the same amount of information. The families of efficient measurements for qubit thermometry, with respect to all four disturbance measures, have been explicitly determined. They represent different subsets of the family of semiclassical measurements, i.e. POVMs commuting with the pre-measurement equilibrium state of the thermometer. Table I summarizes results regarding the families of measurements which either minimize or maximize the disturbance, according to the four different measures defined in Subsec. II C. Each measurement is denoted by  $\mathfrak{D}_\bullet^*$ , where  $*$  stands for either minimum or maximum, while  $\bullet$  is the parameter kept fixed, i.e. either the non-commutativity  $\chi$ , the purity  $\gamma$  or the extracted information  $\mathcal{F}_\beta$ .

Commutativity with the statistical model appears to be a necessary, but not sufficient condition for efficiency. How-

ever, it becomes sufficient in the special case when the disturbance is quantified by the information-loss  $\mathfrak{D}_\beta^{(\Delta)}$ , arguably the most natural measure from a parameter estimation perspective. We leave it as an open question for the future whether semiclassical measurements are efficient with respect to  $\mathfrak{D}_\beta^{(\Delta)}$  in more general scenarios, e.g. for non-thermal quantum statistical models.

Our results provide novel insight on the fundamental problem of quantifying the trade-off between information and disturbance and pave the way for modeling efficient quantum thermometers, tailored to different needs.

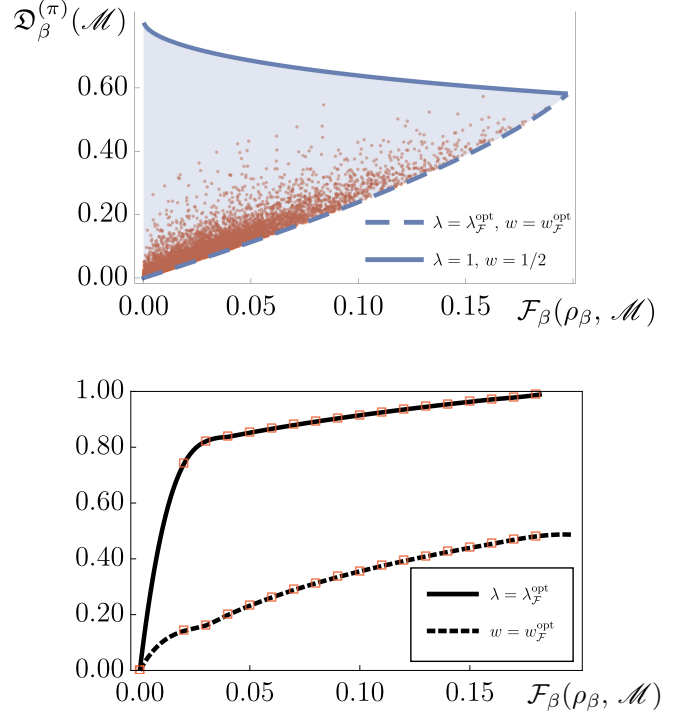


FIG. 10. *Upper panel*: trade-off region for the  $\pi$ -disturbance measure  $\mathfrak{D}_\beta^{(\pi)}$ . Dots correspond to the performances of random measurements, whose POVMs have been generated with uniformly randomized parameters  $(\lambda, \theta, w)$ . The  $\pi$ -efficient measurements (*dashed*) correspond to  $\theta = 0$ , while  $\lambda = \lambda_\mathcal{F}^{\text{opt}}$  and  $w = w_\mathcal{F}^{\text{opt}}$  are determined numerically. *Bottom*: behavior of the optimal parameters  $\lambda_\mathcal{F}^{\text{opt}}$  and  $w_\mathcal{F}^{\text{opt}}$  as a function of the FI  $\mathcal{F}_\beta$  for the  $\pi$ -efficient measurements.

## ACKNOWLEDGMENTS

This work has been supported by EU through the collaborative Project QuProCS (Grant Agreement 641277) and by JSPS through project S17118 "Geometric foundation of quantum estimation". MGAP is member of GNFM-INdAM. We thank Alessandro Dalle Sasse, Chiara Macchiavello and Massimo Palma for discussions in the early stage of this work.

TABLE I. Summary of results about measurements minimizing or maximizing the disturbance, according to the four different measures considered in this paper. Each measurement is denoted by  $\mathcal{D}_{\bullet}^*$ , where  $*$  stands for either minimum or maximum, while  $\bullet$  is the parameter kept fixed, i.e. either the non-commutativity  $\chi$ , the purity  $\gamma$  or the extracted information  $\mathcal{F}_{\beta}$ . The table specifies the typology of the measurement, i.e. uninformative (each POVM element is proportional to the identity matrix), projective, semiclassical (each POVM element commutes with the statistical model  $\rho_{\beta}$ ), non-classical (maximizes the non-commutativity  $\chi$ ) or irreversible (the POVM elements are non-invertible matrices). More details are found directly in the main text.

	$\mathcal{D}_{\chi}^{\min}$	$\mathcal{D}_{\chi}^{\max}$	$\mathcal{D}_{\gamma < 1/2}^{\min}$	$\mathcal{D}_{\gamma > 1/2}^{\min}$	$\mathcal{D}_{\gamma}^{\max}$	$\mathcal{D}_{\mathcal{F}}^{\min}$	$\mathcal{D}_{\mathcal{F}}^{\max}$
$\mathcal{D}_{\beta}^{(\Delta)}$	uninformative	projective	uninformative	$\subset$ semiclassical	$\subset$ irreversible	semiclassical	projective
$\mathcal{D}_{\beta}^{(F)}$	uninformative	projective	uninformative	$\subset$ semiclassical	$\subset$ irreversible	$\subset$ semiclassical	projective
$\mathcal{D}_{\beta}^{(\tau)}$	uninformative	projective	uninformative	$\subset$ non-classical	$\subset$ irreversible	$\subset$ semiclassical	$\subset$ irreversible
$\mathcal{D}_{\beta}^{(\pi)}$	uninformative	projective	uninformative	$\subset$ non-classical	$\subset$ irreversible	$\subset$ semiclassical	projective

- [1] W. Heisenberg, in *Original Scientific Papers Wissenschaftliche Originalarbeiten* (Springer, 1985) pp. 478–504.
- [2] C. H. Bennett, Phys. Rev. Lett. **68**, 3121 (1992).
- [3] A. K. Ekert, Phys. Rev. Lett. **67**, 661 (1991).
- [4] C. H. Bennett and G. Brassard, Theor. Comput. Sci. **560**, 7 (2014).
- [5] C. A. Fuchs and A. Peres, Phys. Rev. A **53**, 2038 (1996).
- [6] K. Banaszek, Phys. Rev. Lett. **86**, 1366 (2001).
- [7] C. A. Fuchs and K. Jacobs, Phys. Rev. A **63**, 062305 (2001).
- [8] G. M. D’Ariano, Fortschritte Physik **51**, 318 (2003).
- [9] L. Maccone, Phys. Rev. A **73**, 042307 (2006).
- [10] S. Olivares and M. G. A. Paris, J. Phys. A **40**, 7945 (2007).
- [11] M. Ozawa, Ann. Phys. **311**, 350 (2004).
- [12] M. G. Genoni and M. G. A. Paris, Phys. Rev. A **71**, 052307 (2005).
- [13] A. Fujiwara and H. Nagaoka, Phys. Lett. A **201**, 119 (1995).
- [14] A. S. Holevo, *Probabilistic and statistical aspects of quantum theory* (Springer Science & Business Media, 2011).
- [15] C. W. Helstrom, Progress in Optics **10**, 289 (1972).
- [16] S. L. Braunstein and C. M. Caves, Phys. Rev. Lett. **72**, 3439 (1994).
- [17] M. G. A. Paris, Int. J. Quantum Inf. **7**, 125 (2009).
- [18] S. Campbell, M. Mehboudi, G. De Chiara, and M. Paternostro, New J. Phys. **19**, 103003 (2017).
- [19] S. Jevtic, D. Newman, T. Rudolph, and T. Stace, Phys. Rev. A **91**, 012331 (2015).
- [20] S. Campbell, M. G. Genoni, and S. Deffner, Quantum Sci. Technol. (2018).
- [21] P. P. Hofer, J. B. Brask, M. Perarnau-Llobet, and N. Brunner, Phys. Rev. Lett. **119**, 090603 (2017).
- [22] L. A. Correa, M. Mehboudi, G. Adesso, and A. Sanpera, Phys. Rev. Lett. **114**, 220405 (2015).
- [23] S. V. Moreira, G. Adesso, L. A. Correa, T. Coudreau, A. Keller, and P. Milman, Phys. Rev. A **96**, 012110 (2017).
- [24] J. M. Courty, A. Heidmann, and M. Pinard, Eur. Phys. J. D **17**, 399408 (2001).
- [25] A. D. Armour, M. P. Blencowe, and K. C. Schwab, Phys. Rev. Lett. **88**, 148301 (2002).
- [26] A. N. Cleland and M. R. Geller, Phys. Rev. Lett. **93**, 070501 (2004).
- [27] M. D. LaHaye, P. Buu, B. Camarota, and K. C. Schwab, **304**, 7477 (2004).
- [28] M. Blencowe, Phys. Rep. **395**, 159222 (2004).
- [29] I. Martin, A. Shnirman, L. Tian, and P. Zoller, Phys. Rev. B **69**, 125339 (2004).
- [30] D. Kleckner and D. Bouwmeester, Nature **444**, 7578 (2006).
- [31] A. Schliesser, R. Riviere, G. Anetsberger, O. Arcizet, and T. J. Kippenberg, Nature Phys **4**, 415419 (2008).
- [32] T. Rocheleau, T. Ndukum, C. Macklin, J. B. Hertzberg, A. A. Clerk, and K. C. Schwab, Nature **463**, 7275 (2010).
- [33] A. D. O’Connell, M. Hofheinz, M. Ansmann, R. C. Bialczak, M. Lenander, E. Lucero, M. Neeley, D. Sank, H. Wang, M. Weides, J. Wenner, J. M. Martinis, and A. N. Cleland, **464**, 697 (2010).
- [34] M. Brunelli, S. Olivares, and M. G. Paris, Phys. Rev. A **84**, 032105 (2011).
- [35] M. Brunelli, S. Olivares, M. Paternostro, and M. G. Paris, Phys. Rev. A **86**, 012125 (2012).
- [36] G. W. Walker, V. C. Sundar, C. M. Rudzinski, A. W. Wun, M. G. Bawendi, and D. G. Nocera, Appl. Phys. Lett. **83**, 3555 (2003).
- [37] D. Halbertal, J. Cuppens, M. B. Shalom, L. Embon, N. Shadmi, Y. Anahory, H. Naren, J. Sarkar, A. Uri, Y. Ronen, *et al.*, Nature **539**, 407 (2016).
- [38] D. M. Toyli, F. Charles, D. J. Christle, V. V. Dobrovitski, and D. D. Awschalom, Proc. Natl. Acad. Sci. **110**, 8417 (2013).
- [39] P. Neumann, I. Jakobi, F. Dolde, C. Burk, R. Reuter, G. Waldherr, J. Honert, T. Wolf, A. Brunner, J. H. Shim, *et al.*, Nano Lett. **13**, 2738 (2013).
- [40] G. Kucsko, P. Maurer, N. Y. Yao, M. Kubo, H. Noh, P. Lo, H. Park, and M. D. Lukin, Nature **500**, 54 (2013).
- [41] C. R. Rao, in *Breakthroughs in statistics* (Springer, 1992) pp. 235–247.
- [42] H. Cramér, *Mathematical methods of statistics (PMS-9)*, Vol. 9 (Princeton university press, 2016).
- [43] T. Shitara, Y. Kuramochi, and M. Ueda, Phys. Rev. A **93**, 032134 (2016).
- [44] C. A. Fuchs and J. Van De Graaf, IEEE Trans. Inf. Theory **45**, 1216 (1999).
- [45] J. Gemmer, M. Michel, and G. Mahler, *Quantum Thermodynamics*, Lect. Not. Phys., Vol. **784** (Springer, Berlin, 2004).
- [46] S. Amari and H. Nagaoka, *Methods of information geometry*, Vol. 191 (American Mathematical Soc., 2007).
- [47] Being unbiased for all possible values  $\xi \in \Xi$  is usually too strong of a condition to impose on an estimator  $\hat{\xi}$ . In some cases, in fact, no unbiased estimator exists. One can relax the condition of unbiasedness to *local* unbiasedness without changing the main results that follow.
- [48] L. LeCam, Univ. California Pub. Statist. **1**, 277 (1953).

- [49] S. M. Stigler, *Stat. Sci.* **201**, 598 (2007).  
 [50] A. W. Van der Vaart, *Asymptotic statistics*, Vol. 3 (Cambridge university press, 1998).  
 [51] I. d. A. Ibragimov and R. Z. Has' Minskii, *Statistical estimation: asymptotic theory*, Vol. 16 (Springer Science & Business Media, 2013).  
 [52] This follows from the fact that, if  $A, B \in \text{Her}_d^+$  are commuting positive semidefinite matrices, then one also has  $[A, \sqrt{B}] = [\sqrt{A}, \sqrt{B}] = 0$ .  
 [53] S. Niekamp, T. Galla, M. Kleinmann, and O. Gühne, *J. Phys. A* **46**, 125301 (2013).

### Appendix A: QFI for a two-level system

In this appendix, an explicit expression for the QFI of a two-level system is derived. After introducing the relabellings  $\sigma_0 = \mathbb{I}_2, \sigma_1 = \sigma_x, \sigma_2 = \sigma_y$  and  $\sigma_3 = \sigma_z$ , the statistical model  $\rho_\xi$  is expanded on the basis of  $\text{Her}_2$  made up of the matrices  $\{\sigma_\mu\}_{\mu \in \{0,1,2,3\}}$  as  $\rho_\xi = \rho_\xi^{(\mu)} \sigma_\mu$ , where a repeated Greek index always implies a summation on it. Similarly, its SLD  $L_{\rho, \xi}$  is rewritten as  $L_{\rho, \xi} = L_{\rho, \xi}^{(\mu)} \sigma_\mu$ . Let us remark that, since  $\text{tr} \rho_\xi = 1$ , then  $\rho_\xi^{(0)} = 1/2$ , while the remaining Bloch components can be computed via  $\rho_\xi^{(i)} = \text{tr}(\rho_\xi \sigma_i)/2$ . Recalling the defining relation of  $L_{\rho, \xi}$  and employing the trace identity

$\text{tr}(\sigma_\mu \sigma_\nu) = 2\delta_{\mu\nu}$ , one finds that

$$\partial_\xi \rho_\mu = \frac{1}{2} \Re \text{tr} (L_{\rho, \xi} \rho_\xi \sigma_\mu) . \quad (\text{A1})$$

Using the fact that  $\text{tr}(\sigma_\mu \sigma_\nu \sigma_\lambda) = 2i\epsilon_{0\mu\nu\lambda} + 2\delta_{\{\mu\nu\}\lambda}0 - 4\delta_{\mu 0}\delta_{\nu 0}\delta_{\lambda 0}$  (where a summation over even permutations of the indices enclosed in braces is understood), one can rewrite Eq. (A1) as

$$\partial_\xi \rho_\mu = M_{\mu\nu} L_{\rho, \xi}^{(\nu)} , \quad \text{with} \quad M_{\mu\nu} = \rho_{\{\mu\}\delta_{\nu 0}} - \delta_{\mu 0}\delta_{\nu 0} . \quad (\text{A2})$$

Assuming that  $M$  is invertible, which is the case when the statistical model  $\rho_\xi$  has purity strictly less than 1, the Bloch components of  $L_{\rho, \xi}$  can be computed by matrix inversion from Eq. (A2), i.e.  $L_{\rho, \xi}^{(\mu)} = (M^{-1})_{\mu\nu} \partial_\xi \rho_\xi^{(\nu)}$ .

In turn, the Bloch components of  $L_{\rho, \xi}$  are all that is needed to compute the QFI, since

$$\mathcal{F}_\xi^{(Q)}(\rho_\xi) = \text{tr}(\rho_\xi L_{\rho, \xi}^2) = -[L_{\rho, \xi}^{(0)}]^2 + \sum_{i=1}^3 [L_{\rho, \xi}^{(i)}]^2 . \quad (\text{A3})$$

To derive Eq. (A3), it is necessary to use the fact that  $0 = \text{tr}(\rho_\xi L_{\rho, \xi}) = 2\rho_\xi^{(\mu)} L_{\rho, \xi}^{(\mu)}$ .

Finally, substituting the explicit expression for  $L_{\rho, \xi}^{(\mu)}$  obtained by inverting Eq. (A2) back in Eq. (A3), one finds

$$\mathcal{F}_\xi^{(Q)}(\rho_\xi) = \frac{1}{4} \frac{\sum_{i=1}^3 (\partial_\xi \rho_\xi^{(i)})^2 + 4 \sum_{i \neq j} (\partial_\xi \rho_\xi^{(i)} \partial_\xi \rho_\xi^{(j)} \rho_\xi^{(i)} \rho_\xi^{(j)} - \partial_\xi \rho_\xi^{(i)} \rho_\xi^{(j)})}{1 - 4 \sum_{i=1}^3 (\rho_\xi^{(i)})^2} . \quad (\text{A4})$$

Eq. (A4) allows to compute directly the QFI of a two-dimensional statistical model  $\rho_\xi$ , with no need to diagonalize it.