

Distribution of Magnetic Dipole Strength -Binning

Arun Kingan, Michael Quinonez, Xiaofei Yu and Larry Zamick
 Department of Physics and Astronomy
 Rutgers University, Piscataway, New Jersey 08854

December 3, 2024

Abstract

In previous works we examined the systematics of magnetic dipole transitions in a single j shell. We here extend the study to large space calculations. We consider the nuclei ^{44}Ti , ^{46}Ti and ^{48}Cr . In this work we focus on the $B(M1)$ strength as a function of excitation of energy. The initial state is the lowest $J=1^+ T=1$ state in a specified nucleus. The final states are $J=0^+ T=2$, all in one plot, and $J=2^+ T=2$ in another. The initial figures have points all over the map although there is a suggestion of an exponential trend. To reduce clutter we perform binning operations in which the summed strength in a given energy interval is represented by a single point. The new binning curves show more clearly the exponential fall of $B(M1)$'s with energy.

Keywords: Spin and Orbit

PACs Number: 21.60.Cs

1 Introduction

Previously studies of magnetic dipole [1,2] and Gamow Teller transitions [3] in the $f_{7/2}$ shell were performed. The nuclei considered were ^{44}Ti and ^{46}Ti and indeed the model space was the single j ($f_{7/2}$) shell. In usual scissors mode analyses for even-even nuclei [4-24] one starts with a $J=0^+$ ground state and the final state is $J=1^+$. A notable exception is the work of Beller et al.[25]. In ref [2] we started with $J=1^+$. From here there are many more places to go, e.g. to $J=2^+ T=0,1,2$. One thus gets a better picture of the nature of the collectivity of this state. One striking observation was the fact that there were many strong $B(M1)$ transitions besides the transition back to the ground state.

In this work we focus, not on a few individual states, but rather on the distribution of $B(M1)$ strength as a function of energy. In a follow up work we will consider the properties of individual large transitions. In all tables and figures $B(M1)$ transitions are given in units of $(Mu_N)^2$

2 Comments on the Figures

In Figures 1, 2, 3, and 4 we show log plots of the $B(M1)$ strengths vs the energy of the final states for ^{46}Ti and ^{48}Cr . In Fig 1 the final states in ^{46}Ti have quantum numbers $J=0 T=2$ and in Fig 2 the final states have quantum numbers $J=2 T=2$. In Figs 3 and 4 we do the same for ^{48}Cr . The

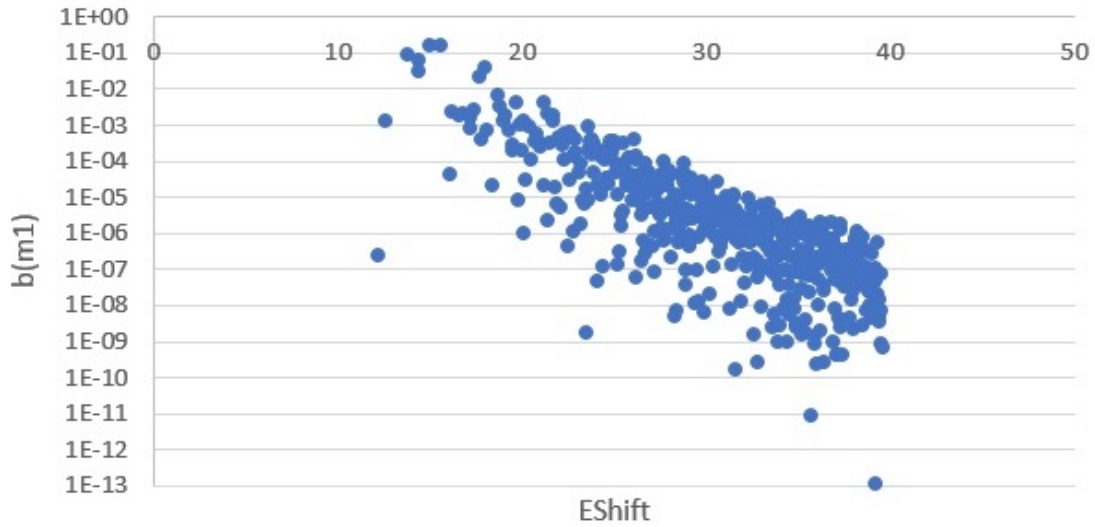


Figure 1: ^{46}Ti $B(M1)$'s from Lowest $J=1$ $T=1$ to Lowest 500 $J=0$ $T=2$, Log Scale

initial state for all 4 figures is the first $J=1$, $T=1$ state for ^{46}Ti and ^{48}Cr . Although the points seem at first glance to be all over the place, a closer look shows an exponential decrease of $B(M1)$ strength with energy. one can get a rough fit to Fig 1 with $\log(B(M1)) = -0.69897 -(E-15)*0.20264$ or equivalently $B(M1) = 0.2 * 10^{-(E-15)*0.20264}$ for E greater than 15 MeV. The important point to make at present is not the precise fit to the calculated points but rather to make the simple statement that the strength, displays an exponential decrease with energy. To show this more clearly we will, in the next section, introduce a binning process.

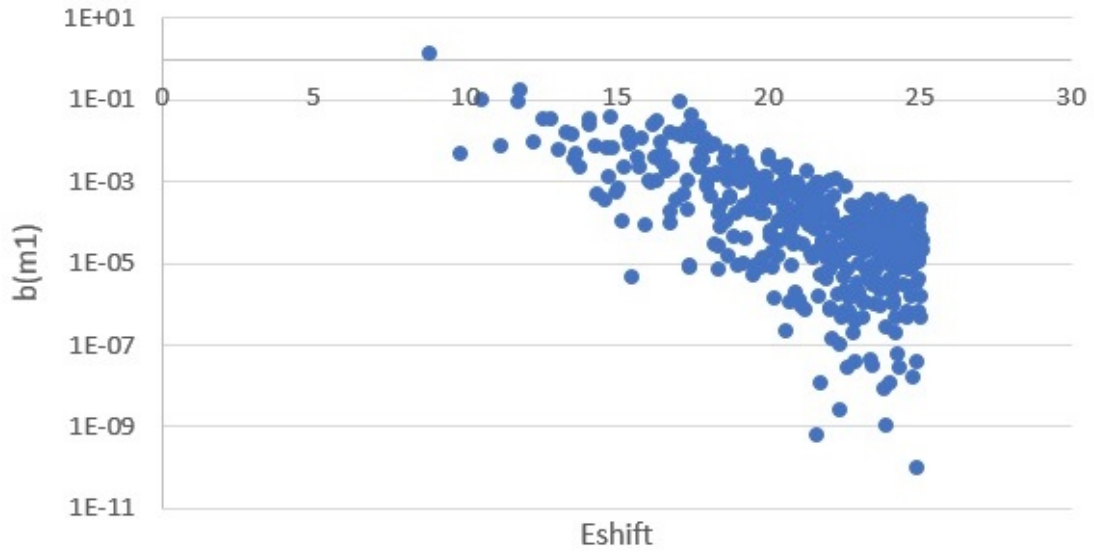


Figure 2: ⁴⁶Ti B(M1)'s from Lowest J=1 T=1 to Lowest 430 J=2 T=2, Log Scale

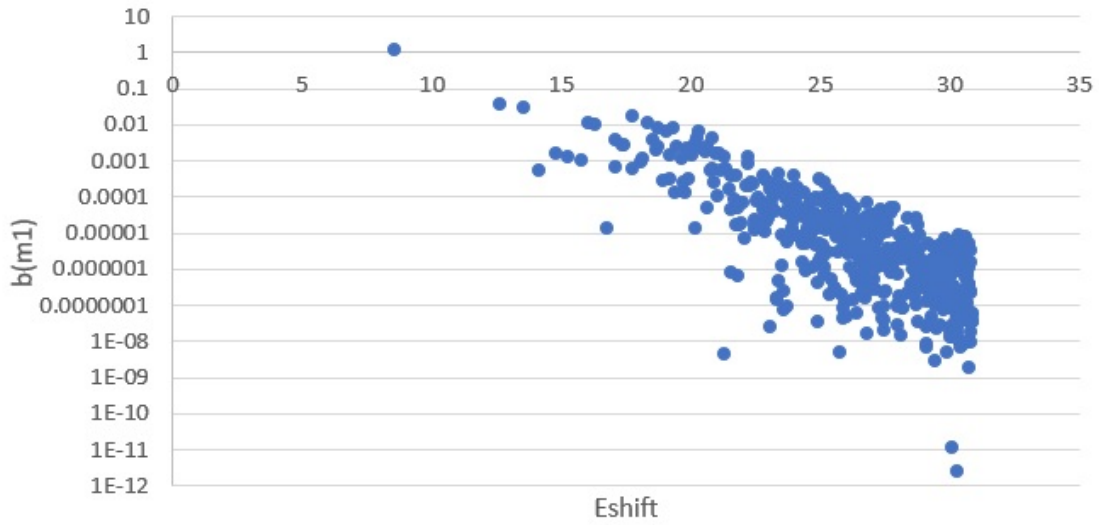


Figure 3: ⁴⁸Cr B(M1)'s from Lowest J=1 T=1 to Lowest 100 J=0 T=2, Log Scale

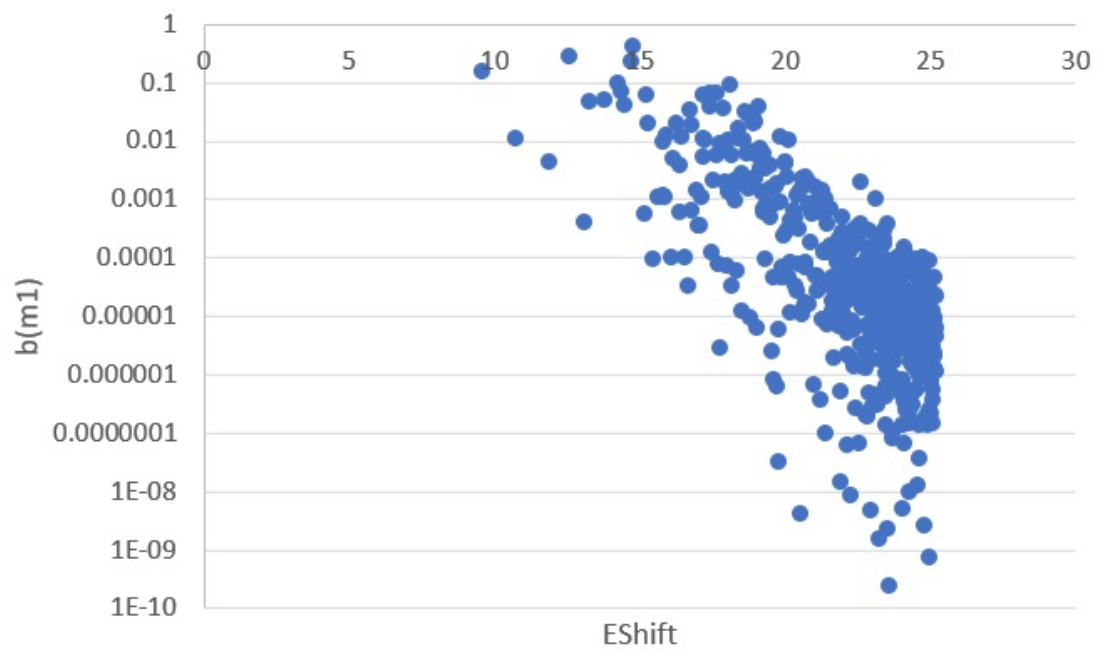


Figure 4: ^{48}Cr B(M1)'s from Lowest J=1 T=1 to Lowest 100 J=2 T=2, Log Scale

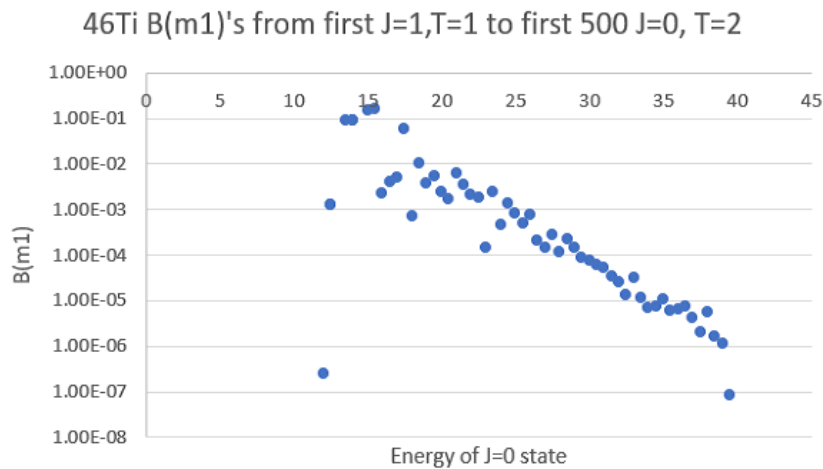
3 Binning Process

We see in the above figures that the points are spread all over the place. At the same time we see a rough trend to an exponential decrease of the size of the $B(M1)$'s.

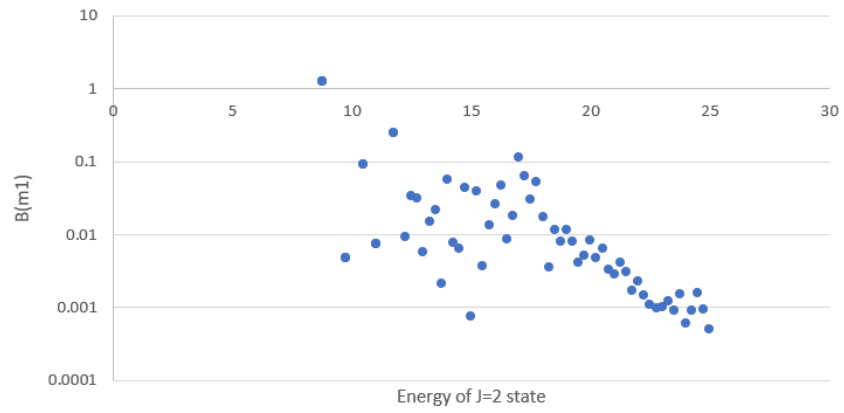
To clarify the matter, we perform what we call a binning process. The results are shown in Figs V, VI, VII and VIII of this work.

When the final states have quantum numbers $J=0^+T = 2$ take energy intervals of 0.25 MeV; For $J=2^+T = 2$ states we chose the intervals to be 0.2 MeV. For a given energy interval, which we call a bin we put the sum of all $B(M1)$'s that fall in that energy range. The log of this sum is represented by a single point on the curve. Results in this work shown in the 4 figures here should be compared with the corresponding figures in the archived works. Although the new results are far from perfect there is a great reduction of the clutter.

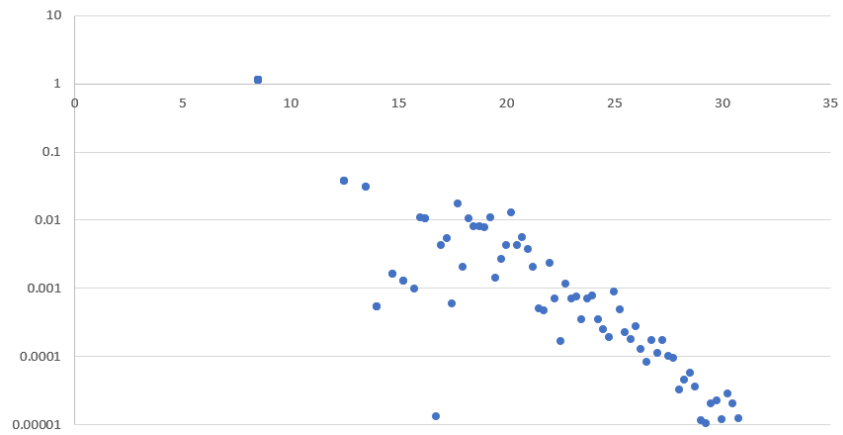
Looking at the results here 4 f we see more clearly an exponential behavior $B(M1)$ for ^{46}Ti as a function of energy (Relative to the initial state excitation energy). That is the binning $B(M1)$'s go approximately as $C \exp(-B E)$ where C and B are constants. On a log plot this would be $\log(C) - BE$ i.e. a straight line with a negative slope. We can give a rough fit to Fig I with the formula $\log(B(M1)) = -0.69897 -(E-15) * 0.20264$ or equivalently $B(M1) = 0.2 * 10^{-(E-15) * 0.202641}$ for E greater than 15 MeV. In Fig 1 we included 500 states while in Fig 2 430 states. For ^{48}Cr we used only 100 states and (Figs III and IV). This is not enough to reach the asymptotic region. We will do improved calculations in the near future. The important point to make at present is not the precise fit to the calculated points but rather to make the simple statement that the strength, after binning, displays an exponential decrease with energy.



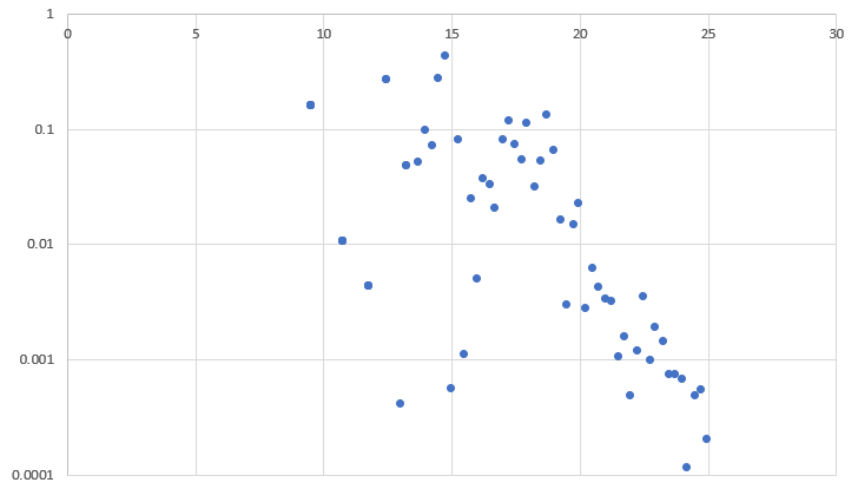
46Ti B(m1)'s from first J=1,T=1 to first 430 J=2, T=2



48Cr b(m1)'s from first J=1,T=1 to first 500 J=0,T=2 with binning



48Cr b(m1)'s from first J=1,T=1 to first 500 J=2,T=2 with binning



4 Closing remarks

In this work we limited ourselves to the simplest point-how the $B(M1)$ strength varies with energy. We found that initially there is a very wide spread of points. This spread was considerably reduced when we applied the binning process. A near exponential decrease with shift energy was found. In the near future we will address more specific strong transitions that were initially found in single j calculations, in which case ref's 4 to 25 will also be relevant.

5 Acknowledgements

A.K. received support from the Richard J. Plano Research Award.

References

- [1] M. Harper and L.Zamick, Phys. Rev. C 91,014304 (2015)
- [2] M. Harper and L. Zamick,Phys. Rev. C 91, 054310 (2015)
- [3] R. Garcia and L.Zamick Phys. Rev. C 92, 034322 (2015)
- [4] K.Heyde, P.von Neumann-Cosel and A. Richter Rev.Mod.Phys. 82, 2365 (2010) 1
- [5] B.F. Bayman, J.D. McCullen and L. Zamick, Phys Rev Lett **11**, 215 (1963)
- [6] J.D. McCullen, B.F. Bayman, and L. Zamick, Phys Rev **134**,B515 (1964)
- [7] J.N. Ginocchio and J.B. French , Phys. Lett **7**, 137 (1963)
- [8] A. Escuderos, L.Zamick and B.F. Bayman, Wave functions in the $f_{7/2}$ shell, for educational purposes and ideas, arXiv: nucl-th/
- [9] K.Heyde, P.von Neumann-Cosel and A. Richter Rev.Mod.Phys. 82, 2365 (2010)
- [10] T. Suzuki and D. J. Rowe, Nucl. Phys. A289, 461 (1977)
- [11] N. LoIudice and F. Palumbo, Phys. Rev. Lett. 41, 1532 (1978); Nucl. Phys. A236, 193 (1979)
- [12] A. E. L. Dieperink, Prog. Part. Nucl. Phys. 9, 121 (1983)
- [13] Hamamoto, I., and S. i̇cøberg, Phys. Lett. 145B, 163 (1984)
- [14] F. Iachello, Nucl. Phys. A358, 89C (1981). F. Iachello, Phys. Rev. Lett. 53, 1427 (1984)
- [15] L. Zamick Phys. Rev. C31, 1955 (1985)
- [16] A.E.L. Dieperink, E. Moya De Guerra, Original Research Article Physics Letters B, Volume 189, Issue 3, 267-270, (1987)
- [17] E. Moya de Guerra, P. Sarriguren, J.M. Udias, On the scissors type mode in ^{46}Ti and lighter nuclei, Original Research Article Physics Letters B, Volume 196, Issue 4, 409-413, (1987)

- [18] E. Lipparini and S.Stringari, Sum rules and Giant Resonances in Nuclei, Physics Reports 175, (1989) 103
- [19] E. Lipparini and S. Stringari, Phys. Rev. Lett. 63, 570 (1989)
- [20] A. Poves, J. Retamosa, and E. Moya de Guerra, Phys. Rev. C 39, 1639 (1989)
- [21] Iachello, F. and P. Van Isacker, The Interacting Boson-Fermion Model Cambridge University, New York, (1991)
- [22] E. Moya de Guerra and L. Zamick , Orbital M1 versus E2 strength in deformed nuclei: a new energy weighted sum rule, Phys. Rev.C47, 2604 (1993)
- [23] R Nojarov, A. Faessler and M. Dingfelder, High-energy scissors mode, Phys. Rev. C51,2449 (1995)
- [24] N. LoIudice, M1 excitations and rotational admixtures in deformed nuclei A self-consistent mean field approach Nuclear Physics A 605 (1996) 61
- [25] J. Beller et al., PRL 111, 172501 (2013)