

Photogalvanic Effect in Weyl Semimetals from First Principles

Yang Zhang,^{1,2} Hiroaki Ishizuka,³ Jeroen van den Brink,² Claudia Felser,¹ Binghai Yan,⁴ and Naoto Nagaosa^{5,3}

¹*Max Planck Institute for Chemical Physics of Solids, 01187 Dresden, Germany*

²*Leibniz Institute for Solid State and Materials Research, 01069 Dresden, Germany*

³*Department of Applied Physics and Quantum Phase Electronics Center (QPEC), University of Tokyo, Tokyo 113-8656, Japan*

⁴*Department of Condensed Matter Physics, Weizmann Institute of Science, Rehovot 7610001, Israel*

⁵*RIKEN Center for Emergent Matter Science (CEMS), Wako, 351-0198, Japan*

Using first-principles calculations, we investigate the photogalvanic effect in the Weyl semimetal material TaAs. We find colossal photocurrents caused by the Weyl points in the band structure in a wide range of laser frequency. Our calculations reveal that the photocurrent is predominantly contributed by the three-band transition from the occupied Weyl band to the empty Weyl band via an intermediate band away from the Weyl cone, for excitations both by linearly and circularly polarized lights. Therefore, it is significant to sum over all three-band transitions by considering a full set of Bloch bands (both Weyl bands and trivial bands) in the first-principles band structure while it does not suffice to only consider the two-band direct transition within a Weyl cone. Calculated photoconductivities are well consistent with recent experiment measurements. Our work provides the first first-principles calculation on nonlinear optical phenomena of Weyl semimetals and serves as a deep understanding of the photogalvanic effects in complexed materials.

Introduction. Weyl fermions correspond to the massless solutions of Dirac equation [1] and have been observed in solids as quasiparticles recently [2–6]. Related materials are called Weyl semimetals (WSM) [7–13]. A WSM gives rise to linearly band-touching points called Weyl points (WPs) in the momentum space. WPs are monopoles of the Berry curvature [14, 15] with finite chirality and are related to the chiral anomaly in the context of high-energy physics [16–19] and unique surface Fermi arcs [2].

The monopole-type Berry curvature of WSMs can lead to appealing nonlinear optical effects that are intimately related to the Berry phase in the band structure [20–24]. Under strong light irradiation, a noncentrosymmetric material exhibits a photocurrent as nonlinear functions of the electric field of the light and also generates higher harmonic frequencies, referred to as the photogalvanic effects. The photogalvanic effect rectifies light into dc currents and often play a crucial role in optical devices and solar cells beyond the p-n junction platform [25–27]. Under linearly polarized light, the induced photocurrent is usually called shift current that originates in the charge center shift between the valence and conduction bands in the optical excitation. Under the circularly polarized light, the photocurrent generation is referred to as the circular photogalvanic effect (CPGE). It can be expressed in the formalism of Berry curvature and Berry connection [22–24], revealing a topological nature. Therefore, WSMs have recently been theoretically investigated for such nonlinear optical phenomena [28–44]. In these works, minimal effective models are commonly adopted to reveal the relation between the photocurrent and the Weyl bands. For example, the tilt of Weyl cones is proposed to play an essential role to generate a net CPGE current by considering the direct transition from the occupied Weyl band to the empty

Weyl band [39]. However, the first-principles investigation on the photogalvanic effects of WSMs, which account for the realistic material band structures, is still missing. Recent experiments [45–50] have reported giant photocurrent effects and the second-harmonic generation (SHG) in the TaAs-family WSMs exhibiting in orders of magnitude larger responses than conventional nonlinear materials. However, some important experimental results are seemingly controversial. Reference 46 reported a photocurrent caused by the circularly polarized light, but claimed that a negligible photocurrent was caused by the linearly polarized light through the shift current mechanism. In contrast, Ref. 48 reported a colossal shift current with linearly polarized light in the same compound. Therefore, accurate estimations of photocurrents are necessary and timely to identify quantitative contributions from CPGE and shift current for a specific material. In addition, nonlinear optical phenomena are highly sensitive to the bulk Fermi surface topology but are insensitive to surface states. Hence, they can serve a direct pathway to probe the topology inside the bulk.

In this letter, we perform first-principles studies on the CPGE and shift current effect in WSMs. With the second-order Kubo formalism, we calculate the photocurrent conductivity in the inversion-asymmetric WSM TaAs via a multiband approach. Our results agree quantitatively with recent experiments. The shift current displays a close relation with the existence of WPs. Specially in the long-wavelength region, the shift current is predominantly contributed by virtual transitions from the occupied Weyl to the empty Weyl band through a third trivial band, referred to as the three-band transition, as illustrated in Fig. 1b. For CPGE, the three-band virtual transitions make the dominant contributions and distribute relatively uniformed in the momentum space. In contrast, the two-band real transitions contribute

much less photocurrent, which is mainly caused by the Weyl cone regions. Both shift current and CPGE are found to be robust against disorders. For the same photon energy used in experiment, we find that the CPGE photocurrent is nearly two orders of magnitude greater than the shift current and clarify the possible reason why the shift current was not detected in a previous experiment that reported the CPGE [46].

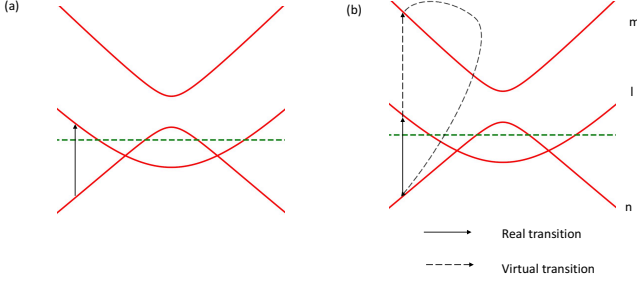


FIG. 1. Optical process for bands with a pair of Weyl nodes of (a) absorption, (b) dc photocurrent.

Theory and method. The calculation of CPGE and shift current is based on a quadratic response theory proposed by von Baltz and Kraut [51–53], which accounts for the steady-state short-circuit photocurrent under the linearly polarized light. To calculate the photocurrent also for the circularly polarized light, we have generalized this quadratic response theory to a more general relation for the photoconductivity,

$$\sigma_{ab}^c = \frac{|e|^3}{8\pi^3\omega^2} \text{Re} \left\{ \phi_{ab} \sum_{\Omega=\pm\omega} \sum_{l,m,n} \int_{BZ} d^3k (f_l - f_n) \right. \\ \left. \frac{\langle n\vec{k}|\hat{v}_a|l\vec{k}\rangle \langle l\vec{k}|\hat{v}_b|m\vec{k}\rangle \langle m\vec{k}|\hat{v}_c|n\vec{k}\rangle}{(E_n - E_m - i\delta)(E_n - E_l + \hbar\Omega - i\delta)} \right\}. \quad (1)$$

The conductivity ($\sigma_{ab}^c; a, b, c = x, y, z$) is a third rank tensor and represents the photocurrent J^c generated by an electrical field \vec{E} via $J^c = \sigma_{ab}^c E_a^* E_b$. Here $\hat{v}_a = \frac{\hbar}{m_0}$, $E_n = E_n(\vec{k})$, and m_0 , $\delta = \hbar/\tau$, τ stand for, respectively, free electron mass, broadening parameter, and the quasi-particle lifetime. ϕ_{ab} is the phase difference between driving field \vec{E}_a and \vec{E}_b , i.e. $\phi_{yz} = i$ for left-circular polarized light propagating in x direction with light-polarization vector $(0, 1, i)$. It is clear that the real part of the integral in Eq. 1 describes the shift current response under linearly polarized light and the imaginary part of the integral gives the helicity dependent CPGE.

Next, we analyze the response tensor under time reversal symmetry (\hat{T}) and the point group symmetry. For simple, we define $N \equiv \langle n\vec{k}|\hat{v}_a|l\vec{k}\rangle \langle l\vec{k}|\hat{v}_b|m\vec{k}\rangle \langle m\vec{k}|\hat{v}_c|n\vec{k}\rangle$. \hat{T} reverses the velocity and brings an additional minus sign to the imaginary part of N by the

complex conjugation. Thus, in materials with time reversal symmetry, the real part of the numerator is odd to \vec{k} and therefore vanishes in the integral, and hence, only the imaginary part of the numerator has to be taken into account for calculations on non-magnetic WSMs. Since there is no current from $l = n$ or $m = n$, we can separate the contribution into two parts with respect to band number l and m . The three-band processes ($n \rightarrow m \rightarrow l$) are given by $l \neq m$, and the two-band processes are given by $l = m$ (two-band transition). By applying the point group symmetry operations to the numerator N , the third rank conductivity tensor shape can be determined, as can be the tensor form of the anomalous Hall conductivity and spin Hall conductivity [54, 55].

To see the relations between photocurrent response and the detailed band structure, we analyze the energy denominator by decomposing it into real and imaginary parts:

$$D_1 = \frac{1}{E_n - E_m - i\delta} = \frac{P}{E_n - E_m} + i\pi\delta(E_n - E_m), \\ D_2 = \frac{1}{E_n - E_l + \hbar\Omega - i\delta} = \frac{P}{E_n - E_l + \hbar\Omega} + i\pi\delta(E_n - E_l + \hbar\Omega), \quad (2)$$

Since the product of the three velocity matrices is purely imaginary, $\text{Im}(D_1 D_2) (\sim \pi \frac{P}{(E_n - E_m)} \delta(E_n - E_l + \hbar\Omega))$ gives the shift current response when ϕ_{ab} is real. Only the momentum vector with band gap equal to photon energy ($|E_n - E_l| = \hbar\omega$) contributes to the response under the linearly polarized light. It indicates that the shift current distribute mainly in some selective small areas in the momentum space. When the incident photon energy is sufficiently small, the response current only comes from the gap between two Weyl bands due to the energy selection rule. In the $\delta = \hbar/\tau \rightarrow 0$ limit (long relaxation time limit, which is valid for semiconductors and insulators), the summation over band m can be performed analytically via the first-order perturbation correction of Bloch-wave function [52]. In the end, we obtain the shift vector formula for the shift current density [22, 52]. The shift vector directly connects the response photocurrent with a charge center shift between valance and conduction bands, but is quite numerically unstable for metallic system with a low-frequency driving field, due to the energy delta function and gauge fix of Berry connection of valance and conduction bands, and is not suited to deal with scattering processes with finite relaxation time. In a two-band approximation, the shift current response $\sigma_{aa}^a (a = x, y, z)$ is zero as the velocity numerator N is real (here $l = m$, $N = \langle l\vec{k}|\hat{v}_a|l\vec{k}\rangle \langle l\vec{k}|\hat{v}_a|l\vec{k}\rangle$), in which the velocity $v_a \equiv \langle l\vec{k}|\hat{v}_a|l\vec{k}\rangle$ is odd to \vec{k} due to the time reversal symmetry. Therefore, to calculate the shift current in real materials properly, one needs to use a multiband approach beyond the two-band approximation.

For circularly polarized light with helicity dependent term $\phi_{ab} = i$, the dispersive part $\text{Re}(D_1 D_2) (\sim$

$\frac{1}{(E_n - E_m)(E_n - E_l + \hbar\Omega)}$) contributes to the response photocurrent. The absence of δ -function in $Re(D_1 D_2)$ indicates that there is no specific energy selection rule in the transition. Thus, in contrast to the concentrated distribution of the shift current, the CPGE distribution can be rather smeared out in momentum space. It also indicates that different transition pathways (real and virtual) contribute relatively equally to the photocurrent, assuming comparable numerators N . Given the large number of three-band virtual transitions, the virtual process might overwhelm the two-band direct process to induce the photocurrent.

To calculate the second-order photoconductivity in realistic compounds, we obtain the density-functional theory (DFT) Bloch wave functions from the Full-Potential Local-Orbital program (FPLO) [56] within the generalized gradient approximation (GGA) [57]. By projecting the Bloch wave functions onto Wannier functions, we obtain a tight-binding Hamiltonian with 32 bands, which we use for efficient evaluation of the photocurrent. For the integrals of Eq. 1, the BZ was sampled by k -grids from $200 \times 200 \times 200$ to $960 \times 960 \times 960$. Satisfactory convergence was achieved for a k -grid of size $240 \times 240 \times 240$ for all three compounds. Increasing the grid size to $960 \times 960 \times 960$ varied the conductivity by less than 5%.

Realistic materials. The material TaAs belongs to point group $4mm$, and has mirror reflections in x and y directions. Due to the mirror symmetries, the nonzero conductivity elements are limited to the ones with an even number of x and y , i.e. $\sigma_{xx}^z, \sigma_{yy}^z, \sigma_{zz}^z, \sigma_{zy}^y(\sigma_{yz}^y), \sigma_{zx}^x(\sigma_{xz}^x)$. In addition, the 4_2 screw rotation symmetry about z axis gives the relation $\sigma_{xx}^z = \sigma_{yy}^z, \sigma_{zy}^y = \sigma_{zx}^x$. Therefore, only three independent elements exist, i.e. $\sigma_{xx}^z, \sigma_{zy}^y$ and σ_{zz}^z . For the shift current, all three elements matter. For CPGE, only σ_{zy}^y is relevant.

Since the photocurrent response arises from both real and virtual band transitions, it generally has a strong dependence on the incident photon energy. As we are starting from a relaxation time approximation, the incident photon energy in our calculation should be larger than 5 meV (the typical relaxation time $\delta = \frac{\hbar}{\tau}$ for metallic system, we use $\delta = 10$ meV in our calculations). Thus, we focus on the mid-infrared region from 20 meV to 200 meV, which contains the transitions between Weyl bands. In TaAs, there are two groups of type-I Weyl nodes: (1) four pairs of Weyl points, noted as W_1 , on the $k_z = 0$ plane with energy -23 meV; (2) eight pairs of Weyl points, noted as W_2 , out of $k_z = 0$ plane with energy 14 meV. The shift current shown in Fig 2 has a strong peak at photon energy $\hbar\omega = 40$ meV, around twice of the energy of in-plane Weyl nodes, and is almost zero below the Weyl node energy scale in our calculation. This is explained by real transitions from band n to band l in Fig.1, photocurrent is nonzero only when

$E_l(\vec{k}) > 0, E_n(\vec{k}) < 0, E_l(\vec{k}) - E_n(\vec{k}) = \hbar\omega$, and increase when $\hbar\omega$ is decreasing because of the $\frac{1}{\omega^2}$ in the prefactor of Eq.1.

For the photon energy dependence of CPGE, the $1/(\hbar\omega)^2$ behaviour is observed in the region where our approach is valid. Since the energy denominator $Re(D_1 D_2)$ is the dispersive part of the second order optical response, the complex integral is nearly unchanged in low-frequency regime, leading to a $1/(\hbar\omega)^2$ dependence due to the prefactor of Eq. 1

Effect of disorders and fluctuations. Next, we discuss the effect of temperature and impurity scattering to the photocurrent generation. In our calculation, the effect of disorder and fluctuations are taken into account by the the relaxation time τ , which is not considered in the shift vector formalism [22, 23]. Another possible effect on the conductivities comes from the change in the electron distribution. However, since most of the experiments are carried out at low temperature ($k_B T = 4.3$ meV ($T = 50$ K) is comparable to δ and much smaller than the frequency of light), we expect the temperature change in the Fermi-Dirac distribution function does not modify the conductivity significantly.

Figure 3 show the chemical potential dependence of shift current and CPGE, calculated with different relaxation time. As shown in Fig. 3, both terms show only small dependence to the relaxation time. For shift current σ_{zz}^z , the response current is maximized when Fermi level is adjusted around the Weyl nodes energy, and change only by 20% even if the relaxation time is changed by a factor of 100. For the CPGE σ_{yz}^z curve, the response current is almost unchanged at the charge neutrality point, and does not show strong dependence on the Weyl nodes energy level.

Two- and three-band processes. For given valence band n and conduction band l , the CPGE and shift current should sum over the real transition ($n \rightarrow l, l = m$ in Eq. 1) and also the virtual transitions ($n \rightarrow m \rightarrow l, l \neq m$ in Eq. 1) for all third bands m . To understand the importance of virtual transitions, here we separate the two- and three-band process contributions for the response at incident photon energy $\hbar\omega = 120$ meV, to investigate which one is more essential in the photocurrent generation.

As shown in Fig. 4(a), the three-band part of CPGE σ_{zy}^y is $1825 \mu A/V^2$, while the two-band part is only $75 \mu A/V^2$ at the charge neutrality point. We obtain the $J_y(\text{two-band}) = 1.2 \times 10^{-4}$ A, which matches well with the theoretical calculated result 1.015×10^{-4} A in Ref.[46] via an effective two-band model.

Similarly, for the entire range of Fermi level we calculated, a large contribution to the photocurrent comes from the three-band processes. The distribution of three-band contribution for σ_{zy}^y is quite dispersed in momentum space, in contrast to the of the two-band part concentrating around WPs. In total magnitude, the two-band process is ten times smaller than the three-band process.

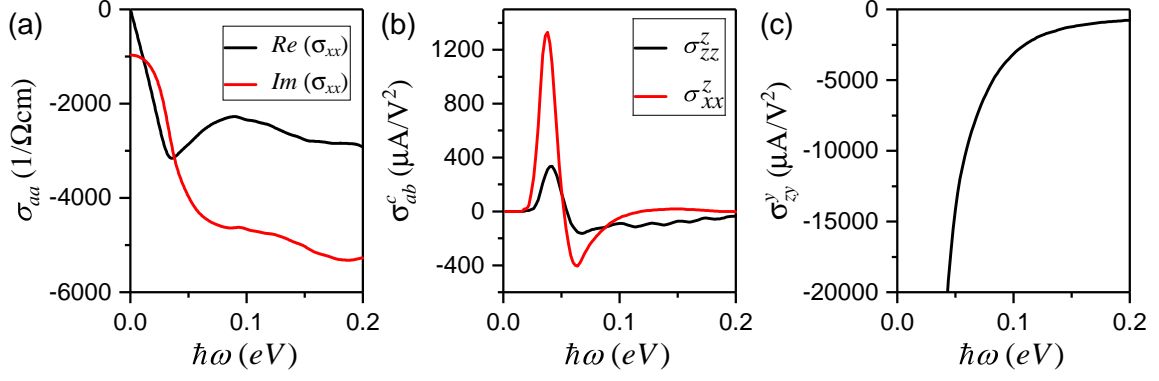


FIG. 2. Photon energy dependence of (a) optical conductivity, (b) shift current conductivity under linearly polarized light, (c) circular photogalvanic conductivity.

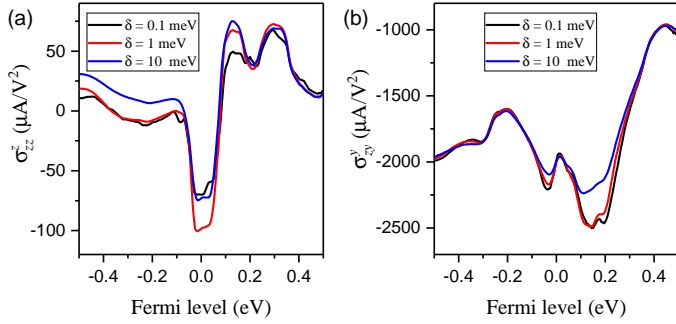


FIG. 3. Fermi level dependence of (a) shift current and (b) circular photogalvanic conductivity at $\hbar\omega = 120$ meV. Each line shows the results for different relaxation time.

Taking a closer look into the small area around W_1 WPs, the two-band part solely comes from $E_v(\vec{k}) - E_c(\vec{k}) = 120$ meV, which is the direct transition between two Weyl bands; while the three-band contribution stay almost uniformly in the momentum space, implying that virtual transitions have a larger contribution than the real transitions.

It should be stressed that the shift current σ_{zz}^z is purely a three-band process, as we have analyzed according to Eq. 1 and have also confirmed in numerical calculations. Therefore, it is necessary to include a third band for the evaluation of the photocurrent \vec{J} parallel to electric field \vec{E} . In the momentum space distribution of shift current σ_{zz}^z , the nonzero part is concentrated around the WPs, which shows the absorptive nature of shift current. Thus, we can conclude that shift current in Weyl system comes from the interplay of Weyl nodes and third trivial bands when the incident photon energy is at the same scale of the energy of Weyl nodes.

Discussion. We have systematically studied the photocurrent response both for linearly and circularly polarized lights in type-I WSM TaAs, and show that shift

current spectrum has a strong dependence with Weyl points energy, while CPGE shows a $1/(\hbar\omega)^2$ behaviour in mid infrared regime, when the incident photon energy is larger than the smearing energy. Comparing our calculated results with a recent photocurrent experiments, we observe that the CPGE experiment of TaAs [46] measured σ_{zy}^y (CPGE) with the incident photon energy $\hbar\omega = 120$ meV. Our calculated σ_{zy}^y is $1900 \mu\text{A/V}^2$, gives a photocurrent $J_y = 2.1 \times 10^{-3} \text{ A}$ under the experimental laser power. Taking into account a scaling factor 10^{-4} determined in experiment [46] and other unspecified decay channels, our results agrees well with the experimental value of $40 \times 10^{-9} \text{ A}$. The calculated shift current J_y is $8 \times 10^{-5} \text{ A}$ in this setup (4% of the photocurrent from circularly polarized light), which may possibly explain why shift current was neglected in Ref. 46 that focusing on the CPGE.

Recently the shift current was experimentally studied in TaAs [48] and σ_{xx}^z , σ_{zz}^z , and σ_{zx}^x were measured at photon energy $\hbar\omega = 117$ meV, which is at least an order of magnitude larger than previously measured materials (e.g. $\sigma_{zz}^z(\text{shift}) = 0.013 \mu\text{A/V}^2$ in BaTiO₃ with visible light [22, 58]). Our calculated $\sigma_{xx}^x(\text{shift})$ is $79 \mu\text{A/V}^2$, in good agreement with the experimental result $\sigma_{zx}^x = 26 \mu\text{A/V}^2$.

Apart from the above fixed photon energy experiments, it would be interesting to investigate the frequency dependent photocurrent both for circularly and linearly polarized light, to verify the $1/(\hbar\omega)^2$ dependence of CPGE and the peak of shift current for $\hbar\omega$ being around twice of the W_1 WPs energy.

In summary, we have developed a first-principles multi-band approach to determine the photocurrent response from linearly and circularly polarized lights. We have established that the virtual transitions from Weyl bands to trivial bands play an essential role in the photocurrent generation process. The relaxation time approximation in Eq. 1 is also useful for the study of shift current and

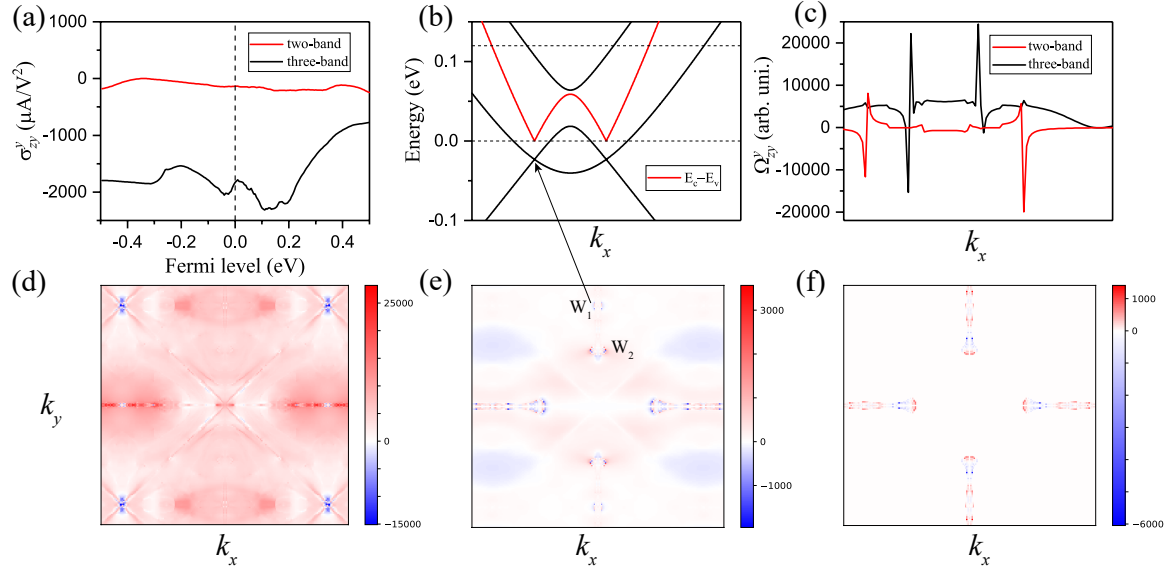


FIG. 4. (a) Three-band and two-band part of the Fermi level dependent CPGE σ_{xy}^y at $\hbar\omega = 120$ meV, (b) Band structure in k_x direction across the w_1 Weyl node; (c) Three-band and two-band contribution of Ω_{xy}^y (CPGE σ_{xy}^y in momentum space) through the same k path as (b), blue curve is the band gap between valence and conduction band; (d) Three-band part of σ_{xy}^y (CPGE) in first Brillouin zone; (e) Two-band part of σ_{xy}^y (CPGE) in first Brillouin zone; (f) σ_{zz}^z (shift) in first Brillouin zone.

CPGE in general metallic and insulating materials.

Acknowledgments. We thank N. Ogawa and T. Morimoto for helpful discussions. C.F. acknowledges the funding support by ERC (Advanced Grant No. 291472 "Idea Heusler"). Y.Z., C.F. and J.v.d.B. acknowledge the German Research Foundation (DFG) SFB 1143. B.Y. is supported by a research grant from the Benozio Endowment Fund for the Advancement of Science.

[1] H. Weyl, *Zeitschrift für Physik A Hadrons and Nuclei* **56**, 330 (1929).
[2] H. Weng, C. Fang, Z. Fang, B. A. Bernevig, and X. Dai, *Phys. Rev. X* **5**, 011029 (2015).
[3] S.-M. Huang, S.-Y. Xu, I. Belopolski, C.-C. Lee, G. Chang, B. Wang, N. Alidoust, G. Bian, M. Neupane, C. Zhang, S. Jia, A. Bansil, H. Lin, and M. Z. Hasan, *Nat. Commun.* **6**, 8373 (2015).
[4] B. Q. Lv, H. M. Weng, B. B. Fu, X. P. Wang, H. Miao, J. Ma, P. Richard, X. C. Huang, L. X. Zhao, G. F. Chen, Z. Fang, X. Dai, T. Qian, and H. Ding, *Phys. Rev. X* **5**, 031013 (2015).
[5] S.-Y. Xu, I. Belopolski, N. Alidoust, M. Neupane, G. Bian, C. Zhang, R. Sankar, G. Chang, Y. Zhujun, C.-C. Lee, H. Shin-Ming, H. Zheng, J. Ma, D. S. Sanchez, B. Wang, A. Bansil, F. Chou, P. P. Shibayev, H. Lin, S. Jia, and M. Z. Hasan, *Science* **349**, 613 (2015).
[6] L. X. Yang, Z. K. Liu, Y. Sun, H. Peng, H. F. Yang, T. Zhang, B. Zhou, Y. Zhang, Y. F. Guo, M. Rahn, D. Prabhakaran, Z. Hussain, S. K. Mo, C. Felser, B. Yan, and Y. L. Chen, *Nat. Phys.* **11**, 728 (2015).

[7] X. G. Wan, A. M. Turner, A. Vishwanath, and S. Y. Savrasov, *Phys. Rev. B* **83**, 205101 (2011).
[8] G. E. Volovik, *The Universe in A Helium Droplet* (Clarendon Press, Oxford, 2003).
[9] S. Murakami, *New Journal of Physics* **9**, 356 (2007).
[10] A. A. Burkov, M. D. Hook, and L. Balents, *Phys. Rev. B* **84**, 235126 (2011).
[11] P. Hosur and X. L. Qi, *C. R. Physique* **14**, 857 (2013).
[12] B. Yan and C. Felser, *Annual Review of Condensed Matter Physics* **8**, 337 (2017).
[13] N. P. Armitage, E. J. Mele, and A. Vishwanath, *arxiv* (2017), 1705.01111.
[14] N. Nagaosa, J. Sinova, S. Onoda, A. H. MacDonald, and N. P. Ong, *Reviews of Modern Physics* **82**, 1539 (2010).
[15] D. Xiao, M.-C. Chang, and Q. Niu, *Rev. Mod. Phys.* **82**, 1959 (2010).
[16] H. B. Nielsen and M. Ninomiya, *Nucl. Phys. B* **185**, 20 (1981).
[17] H. B. Nielsen and M. Ninomiya, *Phys. Lett. B* **130**, 389 (1983).
[18] J. Xiong, S. K. Kushwaha, T. Liang, J. W. Krizan, M. Hirschberger, W. Wang, R. J. Cava, and N. P. Ong, *Science* **350**, 413 (2015).
[19] J. Gooth, A. C. Niemann, T. Meng, A. G. Grushin, K. Landsteiner, B. Gotsmann, F. Menges, M. Schmidt, C. Shekhar, V. Suß, R. Hühne, B. Rellinghaus, C. Felser, B. Yan, and K. Nielsch, *Nature* **547**, 324 (2017).
[20] J. E. Moore and J. Orenstein, *Phys. Rev. Lett.* **105**, 026805 (2010).
[21] E. Deyo, L. E. Golub, E. L. Ivchenko, and B. Spivak, *arxiv* (2009), 0904.1917.
[22] S. M. Young and A. M. Rappe, *Physical review letters* **109**, 116601 (2012).
[23] J. E. Sipe and A. I. Shkrebtii, *Phys. Rev. B* **61**, 5337 (2000).

- [24] T. Morimoto and N. Nagaosa, *Science advances* **2**, e1501524 (2016).
- [25] T. Choi, S. Lee, Y. J. Choi, V. Kiryukhin, and S.-W. Cheong, *Science* **324**, 63 (2009).
- [26] S. Y. Yang, J. Seidel, S. J. Byrnes, P. Shafer, C. H. Yang, M. D. Rossell, P. Yu, Y. H. Chu, J. F. Scott, J. W. Ager III, L. W. Martin, and R. Ramesh, *Nature Nanotech* **5**, 143 (2010).
- [27] I. Grinberg, D. V. West, M. Torres, G. Gou, D. M. Stein, L. Wu, G. Chen, E. M. Gallo, A. R. Akbashev, P. K. Davies, J. E. Spanier, and A. M. Rappe, *Nature* **503**, 509 (2013).
- [28] M. M. Vazifeh and M. Franz, *Phys. Rev. Lett.* **111**, 027201 (2013).
- [29] P. Goswami, G. Sharma, and S. Tewari, *Phys. Rev. B* **92**, 161110 (2015).
- [30] M. Kargarian, M. Randeria, and N. Trivedi, *Sci. Rep.* **5**, 12683 (2015).
- [31] H. Ishizuka, T. Hayata, M. Ueda, and N. Nagaosa, *Physical Review Letters* **117**, 216601 (2016).
- [32] H. Ishizuka, T. Hayata, M. Ueda, and N. Nagaosa, *Physical Review B* **95**, 245211 (2017).
- [33] P. Hosur, *Phys. Rev. B* **83**, 035309 (2011).
- [34] I. Sodemann and L. Fu, *Physical review letters* **115**, 216806 (2015).
- [35] C.-K. Chan, P. A. Lee, K. S. Burch, J. H. Han, and Y. Ran, *Physical review letters* **116**, 026805 (2016).
- [36] T. Morimoto, S. Zhong, J. Orenstein, and J. E. Moore, *Physical Review B* **94**, 245121 (2016).
- [37] K. Taguchi, T. Imaeda, M. Sato, and Y. Tanaka, *Physical Review B* **93**, 201202(R) (2016).
- [38] F. de Juan, A. G. Grushin, T. Morimoto, and J. E. Moore, *Nature communications* **8**, 15995 (2017).
- [39] C.-K. Chan, N. H. Lindner, G. Refael, and P. A. Lee, *Physical Review B* **95**, 041104 (2017).
- [40] E. J. König, H. Y. Xie, D. A. Pesin, and A. Levchenko, *Phys. Rev. B* **96**, 075123 (2017).
- [41] H. Rostami and M. Polini, *arXiv*, arXiv:1705.09915 (2017).
- [42] L. E. Golub, E. L. Ivchenko, and B. Z. Spivak, *Jetp Lett.* **105**, 782 (2017).
- [43] Y. Zhang, Y. Sun, and B. Yan, *Physical Review B* **97**, 041101 (2018).
- [44] X. Yang, K. Burch, and Y. Ran, *arXiv*, arXiv:1712.09363 (2017), 1712.09363.
- [45] L. Wu, S. Patankar, T. Morimoto, N. L. Nair, E. Thewalt, A. Little, J. G. Analytis, J. E. Moore, and J. Orenstein, *Nature Physics* **13**, 350 (2017).
- [46] Q. Ma, S.-Y. Xu, C.-K. Chan, C.-L. Zhang, G. Chang, Y. Lin, W. Xie, T. Palacios, H. Lin, S. Jia, *et al.*, *Nature Physics* (2017).
- [47] K. Sun, S.-S. Sun, L.-L. Wei, C. Guo, H.-F. Tian, G.-F. Chen, H.-X. Yang, and J.-Q. Li, *Chinese Physics Letters* **34**, 117203 (2017).
- [48] G. B. Osterhoudt, L. K. Diebel, X. Yang, J. Stanco, X. Huang, B. Shen, N. Ni, P. Moll, Y. Ran, and K. S. Burch, *arXiv preprint arXiv:1712.04951* (2017).
- [49] S. Lim, C. R. Rajamathi, V. Süß, C. Felser, and A. Kapitulnik, *arXiv preprint arXiv:1802.02838* (2018).
- [50] Z. Ji, G. Liu, Z. Addison, W. Liu, P. Yu, H. Gao, Z. Liu, A. M. Rappe, C. L. Kane, E. J. Mele, *et al.*, *arXiv preprint arXiv:1802.04387* (2018).
- [51] W. Kraut and R. von Baltz, *Physical Review B* **19**, 1548 (1979).
- [52] R. von Baltz and W. Kraut, *Physical Review B* **23**, 5590 (1981).
- [53] N. Kristoffel and A. Gulbis, *Zeitschrift für Physik B Condensed Matter* **39**, 143 (1980).
- [54] J. Železný, H. Gao, A. Manchon, F. Freimuth, Y. Mokrousov, J. Zemen, J. Mašek, J. Sinova, and T. Jungwirth, *Physical Review B* **95**, 014403 (2017).
- [55] Y. Zhang, Y. Sun, H. Yang, J. Železný, S. P. Parkin, C. Felser, and B. Yan, *Physical Review B* **95**, 075128 (2017).
- [56] K. Koepernik and H. Eschrig, *Physical Review B* **59**, 1743 (1999).
- [57] J. P. Perdew, K. Burke, and M. Ernzerhof, *Phys. Rev. Lett.* **77**, 3865 (1996).
- [58] A. Zenkevich, Y. Matveyev, K. Maksimova, R. Gaynutdinov, A. Tolstikhina, and V. Fridkin, *Physical Review B* **90**, 161409 (2014).