

Theory of Metal-Insulator Transitions in Graphite under High Magnetic Field

Zhiming Pan,^{1,2} Xiao-Tian Zhang,^{1,2} and Ryuichi Shindou^{1,2,*}

¹*International Center for Quantum Materials, Beijing 100871, China*

²*Collaborative Innovation Center of Quantum Matter, Beijing 100871, China*

(Dated: December 14, 2024)

Graphite under high magnetic field exhibits consecutive metal-insulator (MI) transitions as well as re-entrant insulator-metal (IM) transition in the quasi-quantum limit at low temperature. We employ models with electron pocket(s) and hole pocket(s), to construct a bosonized Hamiltonian that comprises of displacement field along the field direction and its conjugate fields. Using a renormalization group argument, we show that there exists a critical interaction strength above which a umklapp term becomes relevant and the system enters excitonic insulator phase with a long-range ordering of spin superfluid phase field (“spin nematic excitonic insulator”). When a pair of electron and hole pockets get smaller in size, a quantum fluctuation of the spin superfluid phase becomes progressively large and eventually destabilizes the excitonic insulator phases, resulting in the re-entrant IM transition. The strength of the quantum fluctuation is quantified by the Luttinger parameters of the pockets, while the Luttinger parameters are shown to be related with the critical exponent of the $T = 0$ IM (and also MI) transition point. We further show that the exponent can be experimentally determined by an infrared optical spectroscopy. This lets us propose a ‘test experiment’ for our theory of the re-entrant IM transition. We explain field- and temperature-dependences of in-plane resistivity by surface transports via chiral surface Fermi arc states and its coupling with gapless Goldstone modes associated with the spin nematic orderings.

I. INTRODUCTION

Graphite under high magnetic field exhibits a metal-insulator transition at low temperature ($H \simeq 30\text{T}$) [1, 2]. The transition has been often considered as a prototype of one-dimensional Peierls density-wave instability associated with the $2k_F$ logarithmic singularity in the Linhard response function [3–12]. A transition temperature T_c of the density wave ordering is determined by a BCS type gap equation, $\ln T_c \propto -1/\rho(0)$. The density of states at the Fermi level $\rho(0)$ is proportional to the magnetic field H , as it is proportional to number of degenerate states in Landau levels [3–6]. Further experiments discovered that graphite shows another metal-insulator transition ($H \simeq 50\text{ T}$) [13–16] as well as an insulator-metal re-entrant transition at higher magnetic field ($H \simeq 70\text{ T}$) [17–20]. The re-entrant transition indicates a presence of a normal metal phase with pristine electron and hole pockets above the transition field, bringing about a skepticism against the density wave scenarios. The transition temperature of the density wave phase would increase monotonically in field, until the electron and hole pockets that form the Peierls density wave leave the Fermi level [3–6].

Theoretically, a stability of the Peierls density wave phases against random single-particle backward scatters depends crucially on a commensurability condition of an electron filling [21–24]. From preceding ab-initio band calculations of graphite under high magnetic field [8, 19], a sequence of specific values of the field in a range of $30\text{ T} \lesssim H \lesssim 55\text{ T}$ satisfy the commensurability condition. Nonetheless, experimental transition temperature

of the insulating phases does not show any dramatic sensitivities on certain values of the field in the range. Both of the two low-temperature insulating phases in graphite under high field range rather broadly in field (over 20 Tesla) [17–20].

In this paper, we explain these enigmatic insulating phases in graphite under the high field as manifestation of excitonic insulators with spin nematic orderings. We first argue that graphite under high magnetic field ($H \gtrsim 20\text{T}$) is in the charge neutrality region, where electron density and hole density compensate each other. Based on this, we begin with interacting electron models with electron pockets and hole pockets, to enumerate possible umklapp scattering processes under the charge neutrality condition. Using bosonization and perturbative renormalization group (RG) analyses, we show that the umklapp term has a critical interaction strength above/below which it becomes relevant/irrelevant on the renormalization. Above the critical interaction strength, the umklapp term locks the total displacement field as well as spin superfluidity phase field. The former locking causes the insulating behavior along the field direction, while the latter results in a long range order of spin quadrupole moment. We explain the re-entrant insulator-metal transition in graphite, through a dependence of the critical interaction strength on the Luttinger parameters of electron (hole) pockets. We characterize the spin nematic excitonic insulator phase by out-of-plane (infrared optical) conductivity as well as in-plane transport property [out-of-plane current is parallel to the field]. The field and temperature dependence of the transport properties are consistent with experimental observation in graphite.

* rshindou@pku.edu.cn

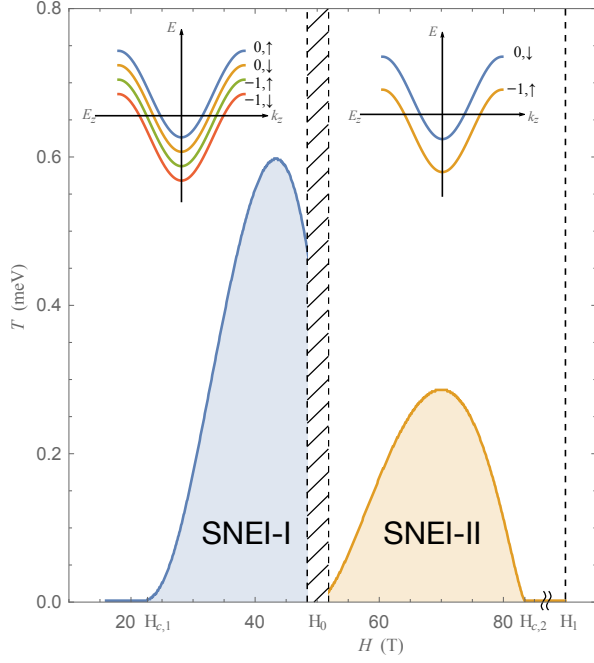


FIG. 1. (color online) Theoretical phase diagram for graphite under high magnetic field. The phase diagram is obtained from the RG equations, Eqs. (38,39,40) for $H < H_0$ and Eqs. (63,64,65) for $H_0 < H < H_1$. “SNEI-I” and “SNEI-II” stand for two distinct spin nematic excitonic insulator phases. For $H < H_0$, the electronic state near the Fermi level comprises of two electron pockets ($n = 0$ LL with \uparrow spin and \downarrow spin) and two hole pockets ($n = 0$ LL with \uparrow spin and \downarrow spin). At $H = H_0$, the outer two pockets ($n = 0$ LL with \uparrow spin and $n = -1$ LL with \downarrow spin) leave the Fermi level. For $H_0 < H < H_1$, the electronic state has one electron pocket ($n = 0$ LL with \downarrow) and one hole pocket ($n = -1$ LL with \uparrow). We choose $H_0 = 50$ T and $H_1 = 120$ T. For a detailed parameter set of the RG equations, see Appendix B4. Our theory may not be able to predict much about a transition between SNEI-I and SNEI-II phases (a shaded area around $H = H_0$); see a discussion in the last paragraph of sec. VII. $T = 0$ metal-insulator transition at $H = H_{c,1}$ and insulator-metal transition at $H = H_{c,2}$ are the quantum phase transition with the dynamical exponent $z = 1$.

II. TWO CARRIERS MODEL

Low-temperature transport properties of graphite are dominated by four π orbital bands around zone boundaries of the first Brillouin zone. Graphite is a three-dimensional AB stacking of graphene layers. A unit cell has two graphene layers and it has four inequivalent carbon sites. Call them as A , A' , B and B' . A and B share the same layer, and so do A' and B' . A comes right above A' in the cell. The electronic band structure near the Fermi level of graphite is composed by π orbitals of carbon atoms that are odd under the mirror with respect to the layer, for example, $2p_z$ orbital [28–30]. π orbitals of A and A' carbon atoms hybridize rather strongly, forming two π orbital bands at the zone boundaries that

have large momentum-energy dispersions along the c -axis (4000 K). Call them a and a' respectively. π orbitals of B and B' hybridize much weakly, as B and B' locate right above the centers of the hexagon in their neighboring layers. These two, which we call b and b' henceforth, form two degenerate bands at the zone boundaries that have a weaker energy-momentum dispersion along the c -axis (400 K).

Under the field along the c -axis, the four π bands in the zone boundaries are split into Landau levels (LLs) [8, 19, 30–33]. For $H \gtrsim 30$ T, the $n = 0$ LLs form electron pockets around $k_z = 0$, and the $n = -1$ LLs form hole pockets around $k_z = \pi/c_0$. Here c_0 is a lattice constant along the c -axis. The Hall conductivity measurements in a regime of $20 \text{ T} \lesssim H \lesssim 60 \text{ T}$ [18, 25–27] suggest that the number of the electron states and that of the hole states compensate each other almost completely. An estimation gives $N_e - N_h : L_z/c_0 = 10^{-4} : 1$, where L_z is a linear dimension along the c -axis, N_e and N_h are numbers of the k_z points within the electron pockets and hole pockets respectively [k_z is a crystal momentum along the c -axis] (see Appendix A for a validity of the estimation).

Based on this observation, we consider an electron model with two electron pockets ($n = 0$ LL with \uparrow spin and that with \downarrow spins) and two hole pockets ($n = -1$ LL with \uparrow spin and that with \downarrow spins);

$$H_{\text{kin}} = \sum_{k_z, j} \sum_{n=0, -1} \sum_{\sigma=\uparrow, \downarrow} E_{n, \sigma}(k_z) c_{n, \sigma, j}^\dagger(k_z) c_{n, \sigma, j}(k_z) \quad (1)$$

where the two electron pockets encompass $k_z = 0$ and two hole pockets are around the zone boundary $k_z = \pm\pi/c_0$,

$$E_{n, \sigma}(k_z) = -2\gamma_2 [\cos(k_z c_0) - \cos(k_{F, n, \sigma} c_0)]. \quad (2)$$

with $0 < k_{F, 0, \uparrow} < k_{F, 0, \downarrow} < \pi/(2c_0) < k_{F, -1, \uparrow} < k_{F, -1, \downarrow} < \pi/c_0$ [4]. An index j ($= 1, 2, \dots, (L_x L_y)/(2\pi l^2)$) counts degenerate electron states within each LL, where l denotes a magnetic length, $l \equiv \sqrt{\hbar c/(eH)}$. Since the kinetic energy part takes the exactly same one-dimensional momentum-energy dispersion along k_z direction for different j , we regard the system as coupled chains and call j as a ‘chain index’. The charge neutrality condition takes a form of

$$k_{F, 0, \uparrow} + k_{F, 0, \downarrow} + k_{F, -1, \uparrow} + k_{F, -1, \downarrow} = \frac{2\pi}{c_0}. \quad (3)$$

The kinetic energy is linearized around the Fermi points of each pockets ($k_z \simeq \pm k_{F, n, \sigma}$);

$$H_{\text{kin}} = \sum_j \sum_{a, \tau} \tau v_{F, a} \int dz \psi_{a, \tau, j}^\dagger(z) i \partial_z \psi_{a, \tau, j}(z) + \dots \quad (4)$$

A chirality index τ specifies left mover ($\tau = -1$) or right mover ($\tau = +1$). $v_{F, a}$ is a bare Fermi velocity of each pocket with $a \equiv (n, \sigma)$. For simplicity, we often label $(n, \sigma) = (0, \uparrow), (0, \downarrow), (-1, \uparrow)$ and $(-1, \downarrow)$ as $a = 1, 2, 3$ and 4 respectively throughout this paper, e.g. $k_{F, a} \equiv$

$k_{F,n,\sigma}$, $c_{a,j}(k_z) \equiv c_{n,\sigma,j}(k_z)$, and $\psi_{a,\pm,j}(z) \equiv \psi_{n,\sigma,\pm,j}(z)$. $\psi_{a,\pm,j}(z)$ is a slowly-varying Fourier transform of those $c_{a,j}(k_z)$ around $k_z \simeq \pm k_{F,a}$;

$$\psi_{a,\tau,j}(z) \equiv \frac{1}{\sqrt{L_z}} \sum_{|k_z - \tau k_{F,a}| < \Lambda} c_{a,j}(k_z) e^{i(k_z - \tau k_{F,a})z}. \quad (5)$$

A short range repulsive interaction is considered;

$$H_{\text{int}} = \sum_{\sigma,\sigma'} \sum_{c,d=a,a',b,b'} \int d\mathbf{r} \int d\mathbf{r}' V(\mathbf{r} - \mathbf{r}') \times \psi_{\sigma}^{\dagger}(\mathbf{r}, c) \psi_{\sigma'}^{\dagger}(\mathbf{r}', d) \psi_{\sigma'}(\mathbf{r}', d) \psi_{\sigma}(\mathbf{r}, c), \quad (6)$$

where

$$V(\mathbf{r}) \equiv \frac{g}{(\sqrt{2\pi})^3 l_{0,x} l_{0,y} l_{0,z}} e^{-\frac{z^2}{2l_{0,z}^2} - \frac{x^2}{2l_{0,x}^2} - \frac{y^2}{2l_{0,y}^2}}, \quad (7)$$

$\mathbf{r} \equiv (x, y, z)$, $g > 0$ and $l_{0,\mu}$ denotes an interaction length along the μ -direction. $\psi_{\sigma}^{\dagger}(\mathbf{r}, c)$ denotes an electron creation at π -orbital c ($= a, a', b, b'$) of carbon atom at \mathbf{r}

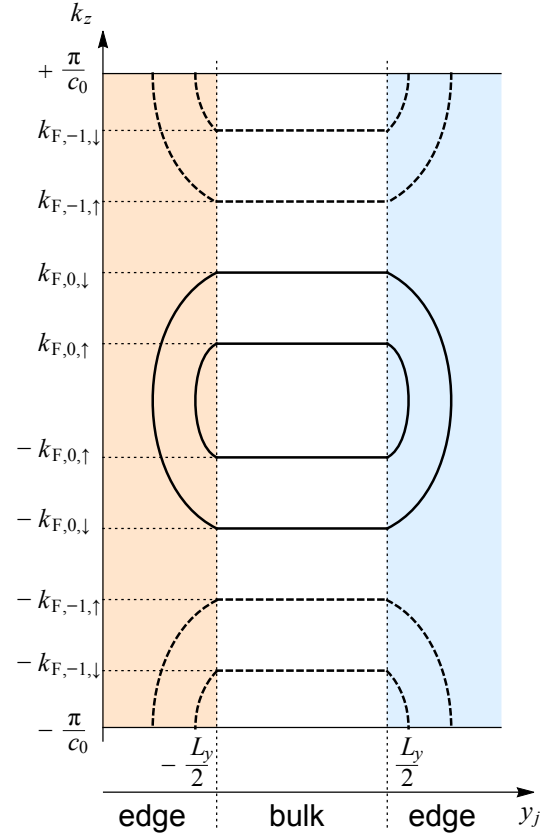


FIG. 2. (color online) Schematic picture of electronic states of graphite under high field ($H < H_0$). Solid/dotted lines describe Fermi surfaces of two electron/hole pockets in both bulk and edge regions. Two electron/hole pockets in the bulk region end up with electron/hole chiral arc states in edge regions respectively. Namely, $E_{0,\sigma}(k_z)/E_{1,\sigma}(k_z)$ goes higher/lower in energy, when y_j goes from the bulk region to the edge regions (see Appendix A).

with spin σ . The creation field can be expanded in term of single-particle bases of the $n = 0$ and $n = -1$ LLs in the Landau gauge;

$$\begin{pmatrix} \psi_{\sigma}(\mathbf{r}, a) \\ \psi_{\sigma}(\mathbf{r}, a') \\ \psi_{\sigma}(\mathbf{r}, b) \\ \psi_{\sigma}(\mathbf{r}, b') \end{pmatrix} = \sum_j \frac{e^{ik_j x}}{\sqrt{L_x}} \sum_{\tau=\pm} \left\{ \begin{pmatrix} c_{1,\tau,\sigma} Y_{0,j}(y) \\ c_{2,\tau,\sigma} Y_{0,j}(y) \\ c_{3,\tau,\sigma} Y_{1,j}(y) \\ c_{4,\tau,\sigma} Y_{1,j}(y) \end{pmatrix} e^{i\tau k_{F,0,\sigma} z} \psi_{0,\sigma,\tau,j}(z) + \begin{pmatrix} 0 \\ 0 \\ d_{3,\tau,\sigma} Y_{0,j}(y) \\ d_{4,\tau,\sigma} Y_{0,j}(y) \end{pmatrix} e^{i\tau k_{F,-1,\sigma} z} \psi_{-1,\sigma,\tau,j}(z) \right\}, \quad (8)$$

where $\mathbf{r} \equiv (x, y, z)$ and

$$Y_{0,j}(y) \equiv \frac{1}{\sqrt{\sqrt{\pi} l}} e^{-\frac{(y-y_j)^2}{2l^2}}, \quad (9)$$

$$Y_{1,j}(y) \equiv \sqrt{2} l \frac{d}{dy_j} Y_{0,j}(y) = \frac{\sqrt{2}(y-y_j)}{\sqrt{\sqrt{\pi} l^3}} e^{-\frac{(y-y_j)^2}{2l^2}}, \quad (10)$$

with $\sigma = \uparrow, \downarrow$, $k_j \equiv 2\pi j/L_x$ and $y_j \equiv k_j l^2$. The slowly

varying field $\psi_{n,\sigma,\tau,j}(z) \equiv \psi_{a,\tau,j}(z)$ was already defined in Eq. (5) with $a \equiv (n, \sigma)$. $c_{s,\tau,\sigma}$ ($s = 1, 2, 3, 4$) forms an eigen wavefunction of H_{kin} at $k_z = \tau k_{F,0,\sigma}$, and $d_{s,\tau,\sigma}$ ($s = 3, 4$) is that of $k_z = \tau k_{F,-1,\sigma}$ respectively [8, 19, 29–33]. A substitution of Eqs. (8,9,10) into Eq. (6) and expansion in $\psi_{n,\sigma,\tau,j}(z)$ lead to various scatterings between different pockets (inter-pocket scattering) and scatterings

within the same pocket (intra-pocket scattering).

In the following, we focus only on inter-pocket umklapp scattering terms that are allowed under the charge neutrality condition (Fig. 3), inter-pocket scattering terms that help the umklapp terms to grow up under a renormalization group flow (Fig. 4), and intra-pocket forward scatterings that renormalize Luttinger parameters and Fermi velocities of every electron and hole pocket. Under the charge neutrality condition, the interaction allows the following four umklapp terms and their hermitian conjugates;

$$H_u = \sum_{j,m,n} \left\{ \begin{array}{l} \psi_{4,+n}^\dagger \psi_{3,+j+m-n}^\dagger \psi_{1,-m} \psi_{2,-j}, \\ \psi_{2,+n}^\dagger \psi_{3,+j+m-n}^\dagger \psi_{1,-m} \psi_{4,-j}, \\ \psi_{4,+n}^\dagger \psi_{1,+j+m-n}^\dagger \psi_{3,-m} \psi_{2,-j}, \\ \psi_{2,+n}^\dagger \psi_{1,+j+m-n}^\dagger \psi_{3,-m} \psi_{4,-j}. \end{array} \right. \quad (11)$$

In eq. (11), integrals over the coordinate z , and the scattering matrix elements that depend on z and $j, m, n = 1, 2, \dots, (L_x L_y)/(2\pi l^2)$ are omitted. Due to the translational symmetry along x in the Landau gauge, the scattering processes conserve a momentum $k_j \equiv 2\pi j/L_x$ that is conjugate to x . The inter-pocket scatterings between the different chirality help the umklapp terms to develop under the renormalization,

$$H_b = \sum_{j,m,n} \left\{ \begin{array}{l} \psi_{4,\pm n}^\dagger \psi_{1,\mp j+m-n}^\dagger \psi_{1,\mp m} \psi_{4,\pm j}, \\ \psi_{3,\pm n}^\dagger \psi_{2,\mp j+m-n}^\dagger \psi_{2,\mp m} \psi_{3,\pm j}, \\ \psi_{4,\pm n}^\dagger \psi_{2,\mp j+m-n}^\dagger \psi_{2,\mp m} \psi_{4,\pm j}, \\ \psi_{3,\pm n}^\dagger \psi_{1,\mp j+m-n}^\dagger \psi_{1,\mp m} \psi_{3,\pm j}, \\ \psi_{4,\pm n}^\dagger \psi_{3,\mp j+m-n}^\dagger \psi_{3,\mp m} \psi_{4,\pm j}, \\ \psi_{2,\pm n}^\dagger \psi_{1,\mp j+m-n}^\dagger \psi_{1,\mp m} \psi_{2,\pm j}. \end{array} \right. \quad (12)$$

Meanwhile, the inter-pocket scatterings within the same chirality do not,

$$H_c = \sum_{j,m,n} \left\{ \begin{array}{l} \psi_{4,\pm n}^\dagger \psi_{1,\pm j+m-n}^\dagger \psi_{1,\pm m} \psi_{4,\pm j}, \\ \psi_{3,\pm n}^\dagger \psi_{2,\pm j+m-n}^\dagger \psi_{2,\pm m} \psi_{3,\pm j}, \\ \psi_{4,\pm n}^\dagger \psi_{2,\pm j+m-n}^\dagger \psi_{2,\pm m} \psi_{4,\pm j}, \\ \psi_{3,\pm n}^\dagger \psi_{1,\pm j+m-n}^\dagger \psi_{1,\pm m} \psi_{3,\pm j}, \\ \psi_{4,\pm n}^\dagger \psi_{3,\pm j+m-n}^\dagger \psi_{3,\pm m} \psi_{4,\pm j}, \\ \psi_{2,\pm n}^\dagger \psi_{1,\pm j+m-n}^\dagger \psi_{1,\pm m} \psi_{2,\pm j}. \end{array} \right. \quad (13)$$

We consider only H_b henceforth.

III. BOSONIZATION

To study the two-carrier model with these interactions, we bosonize the slowly-varying fermion field in terms of two phase variables defined for each branch $a = (n, \sigma)$ and each chain $j = 1, \dots, (L_x L_y)/(2\pi l^2)$ [24, 34];

$$\left\{ \begin{array}{l} \psi_{a,+j}(z) \equiv \frac{\eta_{a,j}}{\sqrt{2\pi\alpha}} e^{-i(\phi_{a,j}(z) - \theta_{a,j}(z))}, \\ \psi_{a,-j}(z) \equiv \frac{\eta_{\bar{a},j}}{\sqrt{2\pi\alpha}} e^{-i(-\phi_{a,j}(z) - \theta_{a,j}(z))}, \end{array} \right. \quad (14)$$

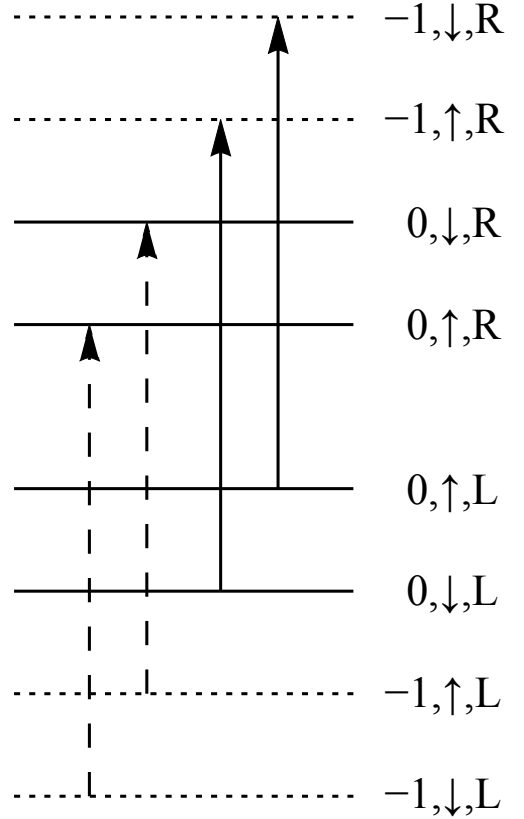


FIG. 3. Schematic pictures of one of the umklapp scattering, $H_{u,2}$. The two-particle scatterings with solid/dotted arrows are the exchange processes ($m = n$) of the first/fourth terms in Eq. (11).

where $(n, \sigma) = (0, \uparrow), (0, \downarrow), (-1, \uparrow)$ and $(-1, \downarrow)$ are abbreviated as $a = 1, 2, 3$ and 4 respectively. α is a short-range cutoff for the spatial coordinate z . An electron displacement field $\phi_{a,j}(z)$ and current density field $\partial_z \theta_{a,j}(z)$ are conjugate to each other;

$$[\phi_{a,j}(z), \partial_{z'} \theta_{b,m}(z')] = i\delta_{a,b} \delta_{j,m} \delta(z - z'). \quad (15)$$

$\eta_{a,j}$ and $\eta_{\bar{a},j}$ in Eq. (14) are Klein factors ensuring the anticommutation relation among fermion fields on different j , a and \bar{a} , $\{\eta_{a,j}, \eta_{b,m}\} = \{\eta_{\bar{a},j}, \eta_{\bar{b},m}\} = \delta_{a,b} \delta_{j,m}$, and $\{\eta_{a,j}, \eta_{\bar{b},m}\} = 0$. Due to the Klein factor, the interaction parts given in Eqs. (11,12) cannot be fully bosonized without approximation.

To obtain an effective field-theoretical description, we employ a random phase approximation (RPA), to keep only direct process (Hartree term; $j = n$) and exchange process (Fock terms; $m = n$) in Eqs. (11,12). This leads

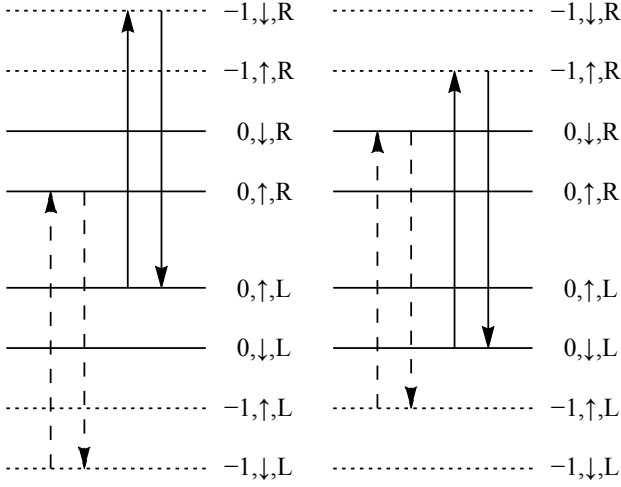


FIG. 4. Schematic pictures of the inter-pocket scatterings $H_{b,2}$ that help the umklapp scattering term $H_{u,2}$ depicted in Fig. 3. They are the exchange processes ($m = n$) of the first two terms in Eq. (12).

to a bosonized Hamiltonian

$$H_{\text{kin}} + H_u + H_b = H_0 + \sum_{i=1}^4 H_{u,i} + \sum_{i=1}^4 H_{b,i} + \dots, \quad (16)$$

$$H_0 = \sum_m \sum_{a=1}^4 \int dz \left\{ \frac{u_a K_a \pi}{2} [\Pi_{a,m}(z)]^2 + \frac{u_a}{2\pi K_a} [\partial_z \phi_{a,m}(z)]^2 \right\}, \quad (17)$$

and $\pi \Pi_{a,j}(z) \equiv \partial_z \theta_{a,j}(z)$. K_a and u_a are Luttinger parameter and Fermi velocity of a pocket with $a = (n, \sigma)$ that are renormalized by the intra-pocket forward scatterings. Following a standard convention of bosonization in one-dimensional quantum many-particle systems [34], we denote the intra-pocket forward scatterings within a pocket with $a = (n, \sigma)$ as $g_{4,a} (> 0)$ and $g_{2,a} (> 0)$, and assume that the renormalizations are given by

$$\frac{u_a}{v_{F,a}} = \sqrt{\left(1 + \frac{g_{4,a}}{2\pi v_{F,a}}\right)^2 - \left(\frac{g_{2,a}}{2\pi v_{F,a}}\right)^2}, \quad (18)$$

$$K_a = \sqrt{\frac{2\pi v_{F,a} + g_{4,a} - g_{2,a}}{2\pi v_{F,a} + g_{4,a} + g_{2,a}}}. \quad (19)$$

The direct and exchange processes in the umklapp scat-

terings of Eq. (11) are bosonized as

$$H_{u,1} = \sum_{j,m} M_{j-m}^{(1)} \int dz \left\{ \sigma_{3\bar{1},j} \sigma_{4\bar{2},m} \cos [Q_{+,j}^{13} + Q_{+,m}^{24}] + \sigma_{\bar{3}1,j} \sigma_{\bar{4}2,m} \cos [Q_{-,j}^{13} + Q_{-,m}^{24}] \right\}, \quad (20)$$

$$H_{u,2} = \sum_{j,m} M_{j-m}^{(2)} \int dz \left\{ \sigma_{3\bar{2},j} \sigma_{4\bar{1},m} \cos [Q_{+,j}^{23} + Q_{+,m}^{14}] + \sigma_{\bar{3}2,j} \sigma_{\bar{4}1,m} \cos [Q_{-,j}^{23} + Q_{-,m}^{14}] \right\}, \quad (21)$$

$$H_{u,3} = \sum_{j,m} M_{j-m}^{(3)} \int dz \left\{ \sigma_{3\bar{1},j} \sigma_{2\bar{4},m} \cos [Q_{+,j}^{13} + Q_{-,m}^{24}] + \sigma_{\bar{3}1,j} \sigma_{\bar{2}4,m} \cos [Q_{-,j}^{13} + Q_{+,m}^{24}] \right\}, \quad (22)$$

$$H_{u,4} = \sum_{j,m} M_{j-m}^{(4)} \int dz \left\{ \sigma_{3\bar{4},j} \sigma_{2\bar{1},m} \cos [Q_{-,j}^{34} + Q_{+,m}^{12}] + \sigma_{\bar{3}4,j} \sigma_{\bar{2}1,m} \cos [Q_{+,j}^{34} + Q_{-,m}^{12}] \right\}, \quad (23)$$

where Ising variables $\sigma_{ab,j}$ and $\sigma_{\bar{a}\bar{b},m}$ are associated with the Klein factors within the same chain, $\sigma_{ab,j} \equiv i\eta_{a,j}\eta_{b,j}$, and $\sigma_{\bar{a}\bar{b},m} \equiv i\eta_{\bar{a},m}\eta_{\bar{b},m}$. The Ising variables take ± 1 . $H_{u,2}$ is from the umklapp scattering term depicted in Fig. 3.

The inter-pocket scatterings that help the umklapp terms to grow up on renormalization are from the exchange processes ($m = n$) in Eq. (12). They are bosonized as

$$H_{b,13} = \sum_{j,m} H_{j-m}^{(13)} \int dz \left\{ \sigma_{3\bar{1},j} \sigma_{3\bar{1},m} \cos [\Delta_{jm} Q_+^{13}] + \sigma_{\bar{3}1,j} \sigma_{\bar{3}1,m} \cos [\Delta_{jm} Q_-^{13}] \right\} + \sum_{j,m} \bar{H}_{j-m}^{(13)} \int dz \left\{ \sigma_{4\bar{2},j} \sigma_{4\bar{2},m} \cos [\Delta_{jm} Q_+^{24}] + \sigma_{\bar{4}2,j} \sigma_{\bar{4}2,m} \cos [\Delta_{jm} Q_-^{24}] \right\}, \quad (24)$$

$$H_{b,2} = \sum_{j,m} H_{j-m}^{(2)} \int dz \left\{ \sigma_{3\bar{2},j} \sigma_{3\bar{2},m} \cos [\Delta_{jm} Q_+^{23}] + \sigma_{\bar{3}2,j} \sigma_{\bar{3}2,m} \cos [\Delta_{jm} Q_-^{23}] \right\} + \sum_{j,m} \bar{H}_{j-m}^{(2)} \int dz \left\{ \sigma_{4\bar{1},j} \sigma_{4\bar{1},m} \cos [\Delta_{jm} Q_+^{14}] + \sigma_{\bar{4}1,j} \sigma_{\bar{4}1,m} \cos [\Delta_{jm} Q_-^{14}] \right\}, \quad (25)$$

$$H_{b,4} = \sum_{j,m} H_{j-m}^{(4)} \int dz \left\{ \sigma_{3\bar{4},j} \sigma_{3\bar{4},m} \cos [\Delta_{jm} Q_-^{34}] + \sigma_{\bar{3}4,j} \sigma_{\bar{3}4,m} \cos [\Delta_{jm} Q_+^{34}] \right\} + \sum_{j,m} \bar{H}_{j-m}^{(4)} \int dz \left\{ \sigma_{2\bar{1},j} \sigma_{2\bar{1},m} \cos [\Delta_{jm} Q_+^{12}] + \sigma_{\bar{2}1,j} \sigma_{\bar{2}1,m} \cos [\Delta_{jm} Q_-^{12}] \right\}, \quad (26)$$

where $\Delta_{jm}f \equiv f_j - f_m$ and

$$Q_{\pm,j}^{ab} \equiv \phi_{a,j} + \phi_{b,j} \pm (\theta_{a,j} - \theta_{b,j}) \quad (27)$$

with $a, b = 1, 2, 3, 4$. $H_{b,2}$ is from the inter-pocket scatterings depicted in Fig. 4. The direct process ($j = n$) of the inter-pocket scattering terms in Eq. (12) also renormalizes the Luttinger parameters and Fermi velocities. Nonetheless, we consider the renormalization only by the intra-pocket forward scattering as in Eqs. (18,19).

In the limit of the short interaction length ($l_{0,\mu} \ll l$), the inter-chain interactions in Eqs.(20,21,22,23,24,25,26) range only over the magnetic length;

$$M_{j-m}^{(n)} \equiv \frac{g}{L_x \alpha^2 l} \mathcal{M}^{(n)}((y_j - y_m)/l), \quad (28)$$

$$H_{j-m}^{(n)} \equiv \frac{g}{L_x \alpha^2 l} \mathcal{H}^{(n)}((y_j - y_m)/l), \quad (29)$$

$$\bar{H}_{j-m}^{(n)} \equiv \frac{g}{L_x \alpha^2 l} \bar{\mathcal{H}}^{(n)}((y_j - y_m)/l), \quad (30)$$

with $n = 1, 2, 3, 4$ and 13. $\mathcal{M}^{(n)}(y)$, $\mathcal{H}^{(n)}(y)$ and $\bar{\mathcal{H}}^{(n)}(y)$ are dimensionless functions which depend only on $y \equiv (y_j - y_m)/l$ and $l_{0,\mu}/l$ ($\mu = x, y, z$). L_x is a linear dimension of the system size along x . For the repulsive interaction case ($g > 0$), integrals of Eqs. (29,30) over y take negative values, representing that Eqs. (24,25,26) all come from the exchange processes instead of the direct processes [24]. As will be shown in the next section, the negative value lets them help the umklapp terms to grow up under the renormalization. At the one-loop level, $H_{b,13}$ helps $H_{u,1}$ and $H_{u,3}$ to stabilize a plain excitonic insulator, while $H_{u,2}$ with $H_{b,2}$ and $H_{u,4}$ with $H_{b,4}$ stabilize spin-nematic excitonic insulator and magnetic Mott insulator respectively.

IV. RENORMALIZATION GROUP ANALYSES

A. spin-nematic excitonic insulator

To see this, we first focus on a spin-nematic excitonic insulator stabilized by $H_{b,2}$ and $H_{u,2}$. Renormalization group (RG) equations for their respective inter-chain in-

teraction take following forms at the one-loop level;

$$\begin{aligned} \frac{dM_{j-m}^{(2)}}{d\ln b} &= \frac{A_{23} + A_{14}}{2} M_{j-m}^{(2)} \\ &- 2C_{23} \sum_n M_{j-n}^{(2)} H_{n-m}^{(2)} - 2C_{14} \sum_n M_{j-n}^{(2)} \bar{H}_{n-m}^{(2)}, \end{aligned} \quad (31)$$

$$\begin{aligned} \frac{dH_{j-m}^{(2)}}{d\ln b} &= A_{23} H_{j-m}^{(2)} \\ &- \frac{1}{2} \sum_n (C_{14} M_{j-n}^{(2)} M_{n-m}^{(2)} + 4C_{23} H_{j-n}^{(2)} H_{n-m}^{(2)}), \end{aligned} \quad (32)$$

$$\begin{aligned} \frac{d\bar{H}_{j-m}^{(2)}}{d\ln b} &= A_{14} \bar{H}_{j-m}^{(2)} \\ &- \frac{1}{2} \sum_n (C_{23} M_{j-n}^{(2)} M_{n-m}^{(2)} + 4C_{14} \bar{H}_{j-n}^{(2)} \bar{H}_{n-m}^{(2)}). \end{aligned} \quad (33)$$

$\ln b > 0$ is a scale change of the RG equation [see appendix B for their derivations]. The temperature T increases monotonically on renormalization; $dT/d\ln b = T$. A_{23} , A_{14} and their linear combination are the scaling dimensions of $H_{j-m}^{(2)}$, $\bar{H}_{j-m}^{(2)}$ and $M_{j-m}^{(2)}$ at the tree-loop level;

$$A_{ab} \equiv 2 - \frac{1}{2} \sum_{c=a,b} (K_c + K_c^{-1}) \coth\left(\frac{u_c \Lambda}{2T}\right) < 0, \quad (34)$$

with $a, b = 1, 2, 3, 4$. Λ is a short-range cutoff in the momentum space, $\Lambda = \alpha^{-1}$. C_{ab} in Eqs. (31,32,33) is always finite positive definite constant (see Appendix B3). We assume that C_{ab} has no dependence on temperature and magnetic field. Eqs. (31,32,33) are functional RG equations under which inter-chain interactions change their functional forms. To gain a simpler idea of these functional RG equations, we reduce the inter-chain coupling functions into respective coupling constants by,

$$m_{(2)} \equiv 2\pi l^2 \sum_j M_j^{(2)} = \frac{g}{\alpha^2} \int \mathcal{M}^{(2)}(y) dy, \quad (35)$$

$$h_{(2)} \equiv 2\pi l^2 \sum_j H_j^{(2)} = \frac{g}{\alpha^2} \int \mathcal{H}^{(2)}(y) dy < 0, \quad (36)$$

$$\bar{h}_{(2)} \equiv 2\pi l^2 \sum_j \bar{H}_j^{(2)} = \frac{g}{\alpha^2} \int \bar{\mathcal{H}}^{(2)}(y) dy < 0. \quad (37)$$

As mentioned above, the inequality in the right hand side usually holds true for the repulsive interaction case [24]. Considering the repulsive interaction case, we assume the negative value of $h_{(2)}$ and $\bar{h}_{(2)}$ in the followings. The RG equations for the coupling constants take forms of

$$\frac{dm_{(2)}}{d\ln b} = \frac{A_{23} + A_{14}}{2} m_{(2)} - \frac{1}{\pi l^2} m_{(2)} (C_{23} h_{(2)} + C_{14} \bar{h}_{(2)}), \quad (38)$$

$$\frac{dh_{(2)}}{d\ln b} = A_{23} h_{(2)} - \frac{1}{4\pi l^2} (C_{14} m_{(2)}^2 + 4C_{23} h_{(2)}^2), \quad (39)$$

$$\frac{d\bar{h}_{(2)}}{d\ln b} = A_{14} \bar{h}_{(2)} - \frac{1}{4\pi l^2} (C_{23} m_{(2)}^2 + 4C_{14} \bar{h}_{(2)}^2). \quad (40)$$

The equations dictate that the umklapp term as well as the inter-chain backward scattering are irrelevant at the tree-loop level, as A_{ab} is always negative semi-definite (Eq. (34)). C_{ab} is positive definite for any $a, b = 1, 2, 3, 4$. Thus, at the one-loop level, the repulsive interaction has a critical strength, above which the umklapp and inter-chain backward scatterings help each other to grow up into larger values ('strong coupling phase'). The critical strength decreases not only for larger magnetic field through a dependence of the one-loop terms on the magnetic length l , but also for lower temperature through a dependence of A_{ab} on the temperature. This suggests that the strong coupling phase generally appears in low temperature side and a transition temperature increases in larger magnetic field (e.g. see $H < 40$ T in Fig. 1).

The transition temperature also decreases, when the Luttinger parameters K_a ($a = 1, 2, 3, 4$) deviates largely from 1 (e.g. see $40 \text{ T} < H < 50 \text{ T}$ in Fig. 1). Namely, A_{ab} has a global maximum at $K_a = K_b = 1$ and $T = 0$, so that the critical strength generally increases when K_a deviates from 1. Larger K_a (> 1)/smaller K_a (< 1) represents stronger quantum fluctuation of the displacement field $\phi_{a,j}$ /the superconducting phase field $\theta_{a,j}$. For example, when a pair of electron (a) and hole (b) pockets get smaller in size in the momentum space, K_a and K_b as well as $v_{F,a}$ and $v_{F,b}$ get smaller. This reduces the transition temperature of the strong coupling phase through an enhancement of A_{ab} . Physically speaking, this reduction of the transition temperature is due to the enhanced quantum fluctuation of spin/pseudospin superfluid phase (see below for some examples of this).

When the repulsive interaction is greater than the critical value, the umklapp and inter-pocket backward scattering terms grow up into larger values;

$$h_{(2)}, \bar{h}_{(2)} \rightarrow -\infty, \quad m_{(2)} \rightarrow \pm\infty.$$

The following argument does not depend on the sign of $m_{(2)}$, so that we always set $m_{(2)} > 0$ henceforth. In the strong coupling regime, $H_{u,2}$ and $H_{b,2}$ are maximally minimized by

$$\phi_{3,j} + \phi_{2,j} = \Phi_-, \quad \phi_{4,j} + \phi_{1,j} = \begin{cases} 2n\pi - \Phi_- \\ (2n+1)\pi - \Phi_- \end{cases} \quad (41)$$

$$\theta_{3,j} - \theta_{2,j} = \Theta_-, \quad \theta_{4,j} - \theta_{1,j} = \begin{cases} (2n+1)\pi - \Theta_- \\ 2n\pi - \Theta_- \end{cases}, \quad (42)$$

with

$$\sigma_{3\bar{2},m} = \sigma_{4\bar{1},m} = \sigma_{\bar{3}2,m} = \sigma_{\bar{4}1,m}. \quad (43)$$

The locking of the total displacement field, $\phi_{3,m} + \phi_{2,m} + \phi_{4,m} + \phi_{1,m} = 2n\pi$ or $(2n+1)\pi$, dictates that the system is electrically insulating along the field direction. Nonetheless, any electron densities $\langle \rho(\mathbf{r}, c) \rangle \equiv \sum_{\alpha=\uparrow,\downarrow} \langle \psi_{\alpha}^{\dagger}(\mathbf{r}, c) \psi_{\alpha}(\mathbf{r}, c) \rangle$ with $c = a, a', b, b'$ do not break

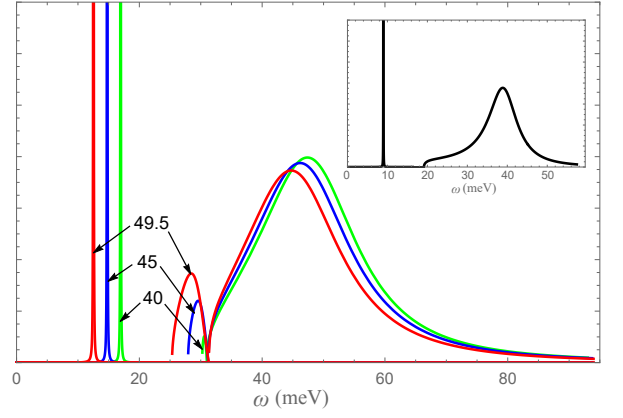


FIG. 5. (color online) Theoretical calculation results of the optical conductivity $\sigma_{zz}(\omega)$ in the SNEI-I phase ($H = 40, 45, 49.5$ T). (Inset) $\sigma_{zz}(\omega)$ in the SNEI-II phase ($H = 55$ T). We use the same parameter sets as in Fig. 1. For its details, see the appendix C. Unlike its appearance in the figures, the delta function at $\omega = \omega_*$ is the most prominent in amplitude, while the continuum spectrum is much less significant. The renormalized gap ω_* is on the order of $\sqrt{E_{\text{int}} E_{\text{bw}}}$, where E_{int} is an interaction energy scale, $E_{\text{int}} \sim e^2/(el)$, and E_{bw} is a band width energy scale (see appendix B4).

the translational symmetry along the field direction (z);

$$\begin{aligned} \langle \psi_{+,0,\alpha,j}^{\dagger}(z) \psi_{-,0,\alpha,j}(z) \rangle &= \langle \psi_{+,-1,\alpha,j}^{\dagger}(z) \psi_{-,-1,\alpha,j}(z) \rangle = \\ \langle \psi_{+,0,\alpha,j}^{\dagger}(z) \psi_{\pm,-1,\alpha,j}(z) \rangle &= \langle \psi_{-,0,\alpha,j}^{\dagger}(z) \psi_{\pm,-1,\alpha,j}(z) \rangle = 0. \end{aligned} \quad (44)$$

Due to the charge neutrality condition, the mean electron density is 2 per two LLs, $n = 0$ and $n = -1$ LLs (and per the unit cell along the c -axis). The insulating phase is associated with particle-hole pairings between $n = 0$ LL and $n = -1$ LL, so that we regard this phase as excitonic insulator [18, 20, 35–37] instead of charge density wave phase.

An insulating property is manifested by the optical conductivity along the c -axis, $\sigma_{zz}(\omega)$. In the strong coupling phase with large $m_{(2)}$, we may employ a Gaussian approximation for the cosine terms in $H_{u,2}$. $\sigma_{zz}(\omega)$ is calculated within the linear response theory as $\sigma_{zz}(\omega) = (e^2 u K) / (2\pi l^2) \delta(\omega - \omega_g)$, where $uK \equiv \sum_a u_a K_a$. $\omega_g^2 \equiv 2\pi u K \sum_j M_j^{(2)}$ defines a gap for collective particle-hole excitation associated with a fluctuation of the total displacement field. An inclusion of a short-ranged disorder renormalizes the gap into a smaller value ω_* with a smaller spectral weight for the delta function. Meanwhile, it adds a continuum spectrum in higher energy region. The continuum spectra compensate the reduced spectral weight of the delta function. The observation concludes that the excitonic insulator phase is robust against any small disorder, provided that the renormalized gap size and the spectral weight of the delta function remains finite (see appendix C).

The lockings of spin superfluidity phases such as

$\theta_3 - \theta_2$, $\theta_4 - \theta_1$ and their linear combination break the U(1) spin-rotational symmetries around the field direction. The breaking of the continuous spin-rotational symmetries is manifested by a long-range ordering of spin quadrupole moment ('spin-nematic excitonic insulator'). The quadrupole moment that exhibits the order is a symmetric part of a 2nd-rank spin tensor composed by two spin-1/2 moments [see appendix D]. One spin-1/2 is from π orbitals of A or A' carbon atoms, while the other spin-1/2 is from π orbitals of B or B' carbon atoms. The 2nd rank spin tensor is defined as

$$Q_{\mu\nu}^{cd}(\mathbf{r}) \equiv \langle S_{c,\mu}(\mathbf{r}) S_{d,\nu}(\mathbf{r}) + S_{c,\nu}(\mathbf{r}) S_{d,\mu}(\mathbf{r}) \rangle - \delta_{\mu\nu} \langle \mathbf{S}_{c,\perp}(\mathbf{r}) \cdot \mathbf{S}_{d,\perp}(\mathbf{r}) \rangle, \quad (45)$$

with $c = a, a'$, $d = b, b'$, $\mu, \nu = x, y$, $\mathbf{S}_{c,\perp} \equiv (S_{c,x}, S_{c,y})$ and $2S_{c,\mu}(\mathbf{r}) \equiv \psi_\alpha^\dagger(\mathbf{r}, c) [\sigma_\mu]_{\alpha\beta} \psi_\beta(\mathbf{r}, c)$. The locking of the spin superfluidity phase dictated in Eq. (42) leads to a ferro type as well as density-wave type ordering of the 2nd rank spin tensor, e.g.

$$Q_{xx}^{ab}(\mathbf{r}) + iQ_{xy}^{ab}(\mathbf{r}) = e^{2i\Theta_-} \left(A + B \cos(\Delta K z - 2\Phi_-) \right),$$

where $\Delta K \equiv k_{F,3} + k_{F,2} - k_{F,4} - k_{F,1}$. A, B are complex-valued coefficients. Symmetry-wise speaking, the locking in Eq. (42) can be also accompanied by a helical magnetic order whose magnetic moment lies in the xy plane. The helical order has two spatial pitches along the c -axis, $(2\pi)/(k_{F,3} + k_{F,2})$ and $(2\pi)/(k_{F,1} + k_{F,4})$. Microscopically speaking, however, an amplitude of the magnetic moment is tiny and, if any, it appears only in those spatial regions in the cell where two π orbitals in the same layer overlap.

On increasing the magnetic field, the outer electron pocket with $(n, \sigma) = (0, \uparrow)$ and hole pocket with $(-1, \downarrow)$ leave the Fermi level at $H = H_0$. Ab-initio electronic band structure calculations evaluate H_0 around 55 T [8]. For $H \rightarrow H_0 - 0$, the bare Fermi velocities of the two pockets $v_{F,1}$ and $v_{F,4}$ become smaller. So do the Luttinger parameters of the two pockets K_1 and K_4 . The reduction of the Luttinger parameters makes A_{14} negatively large (Eq. (34)). Thus, according to Eqs. (38,40), $m_{(2)}$ and $\bar{h}_{(2)}$ are renormalized into smaller values at an early stage of the RG flow for $H \lesssim H_0$, irrespective of magnitude of $m_{(2)}$ and $\bar{h}_{(2)}$. Meanwhile, A_{23} as well as $v_{F,2}$ and $v_{F,3}$ remain rather constant around $H = H_0$. Thus, according to Eq. (39), $h_{(2)}$ grows up to a larger value and eventually diverges, provided that its initial value is greater than a certain critical value (see below for the critical value). Larger $h_{(2)}$ then helps $m_{(2)}$ and $\bar{h}_{(2)}$ to grow up at a late stage of the RG flow, by way of the one-loop terms in Eqs. (38,40). The argument so far concludes that, for $H \lesssim H_0$, the transition temperature of the strong coupling phase is determined by Eq. (39) with $m_{(2)} = 0$;

$$\frac{dh_{(2)}}{d\ln b} = A_{23}h_{(2)} - \frac{C_{23}}{\pi l^2} h_{(2)}^2. \quad (46)$$

At the zero temperature, Eq. (46) gives a critical interaction strength as,

$$\begin{aligned} h_{(2),c} &\equiv \frac{\pi l^2}{C_{23}} (A_{23})|_{T=0} \\ &= \frac{\pi l^2}{C_{23}} \left[2 - \sum_{c=2,3} (K_c + K_c^{-1}) \right] < 0. \end{aligned} \quad (47)$$

When $h_{(2)} < h_{(2),c} < 0$, the spin nematic excitonic insulator phase always appears below a finite critical temperature T_c at $H \lesssim H_0$ (Fig. 1). The situation is consistent with the experimental phase diagram of the graphite under high field. Meanwhile, RG phase diagrams of the other insulators stabilized by $H_{u,1}$, $H_{u,3}$ or $H_{u,4}$ are not.

B. magnetic Mott insulator and plain excitonic insulator

To see this difference, let us next consider a RG phase diagram and nature of a magnetic Mott insulator phase stabilized by $H_{u,4}$ and $H_{b,4}$. By exchanging 2 and 4 in Eqs. (38,39,40), we can readily obtain corresponding one-loop RG equations for their coupling constants;

$$\frac{dm_{(4)}}{d\ln b} = \frac{A_{34} + A_{12}}{2} m_{(4)} - \frac{1}{\pi l^2} m_{(4)} (C_{34}h_{(4)} + C_{12}\bar{h}_{(4)}), \quad (48)$$

$$\frac{dh_{(4)}}{d\ln b} = A_{34}h_{(4)} - \frac{1}{4\pi l^2} (C_{12}m_{(4)}^2 + 4C_{34}h_{(4)}^2), \quad (49)$$

$$\frac{d\bar{h}_{(4)}}{d\ln b} = A_{12}\bar{h}_{(4)} - \frac{1}{4\pi l^2} (C_{34}m_{(4)}^2 + 4C_{12}\bar{h}_{(4)}^2). \quad (50)$$

The coupling constants are integrals of the inter-chain coupling functions in $H_{b,4}$ and $H_{u,4}$;

$$m_{(4)} \equiv 2\pi l^2 \sum_j M_j^{(4)} = \frac{g}{\alpha^2} \int \mathcal{M}^{(4)}(y) dy,$$

$$h_{(4)} \equiv 2\pi l^2 \sum_j H_j^{(4)} = \frac{g}{\alpha^2} \int \mathcal{H}^{(4)}(y) dy < 0,$$

$$\bar{h}_{(4)} \equiv 2\pi l^2 \sum_j \bar{H}_j^{(4)} = \frac{g}{\alpha^2} \int \bar{\mathcal{H}}^{(4)}(y) dy < 0.$$

The inequalities hold true for the repulsive interaction $g (> 0)$.

The RG equations tell that the repulsive interaction has a critical strength above/below which $m_{(4)}$ as well as $h_{(4)}$ and $\bar{h}_{(4)}$ become relevant/irrelevant on the renormalization. In the strong coupling phase with $m_{(4)} \rightarrow \pm\infty$ and $h_{(4)}, \bar{h}_{(4)} \rightarrow -\infty$, $H_{b,4}$ and $H_{u,4}$ are maximally minimized by

$$\phi_{3,j} + \phi_{4,j} = \Phi_-, \quad \phi_{2,j} + \phi_{1,j} = \begin{cases} 2n\pi - \Phi_- \\ (2n+1)\pi - \Phi_- \end{cases} \quad (51)$$

$$\theta_{3,j} - \theta_{4,j} = \Theta_-, \quad \theta_{2,j} - \theta_{1,j} = \begin{cases} (2n+1)\pi - \Theta_- \\ 2n\pi - \Theta_- \end{cases}, \quad (52)$$

with

$$\sigma_{3\bar{4},m} = \sigma_{2\bar{1},m} = \sigma_{\bar{3}4,m} = \sigma_{\bar{2}1,m}, \quad (53)$$

for $m_{(4)} > 0$. The locking of the total displacement field results in an electrically insulating behavior along the field direction, while the locking of the spin-superfluidity phases leads to a long-range helical magnetic order, e.g.

$$\begin{aligned} \langle S_{a,x}(\mathbf{r}) \rangle + i \langle S_{a,y}(\mathbf{r}) \rangle &= C e^{i\Theta} \cos((k_{F,1} + k_{F,2})z), \\ \langle S_{b,x}(\mathbf{r}) \rangle + i \langle S_{b,y}(\mathbf{r}) \rangle &= D e^{i\Theta} \cos((k_{F,1} + k_{F,2})z) \\ &\quad + E e^{i\Theta} \cos((k_{F,3} + k_{F,4})z). \end{aligned}$$

As for the charge degree of freedom, the insulating phase does not break the translational symmetry; $\langle \rho(\mathbf{r}, c) \rangle$ always respects the translational symmetry for $c = a, b, a', b'$. The phase is stabilized by the particle-hole pairings with the same LL but between the different spins, so that we call this phase as a magnetic Mott insulator.

Unlike the spin-nematic excitonic insulator, a transition temperature of the magnetic Mott insulator goes to zero at a certain critical field below H_0 . For $H \lesssim H_0$, where K_1 and K_4 become smaller, both A_{34} and A_{12} in Eqs. (48,49,50) become negatively large. Accordingly, irrespective of magnitude of $h_{(4)}$, $\bar{h}_{(4)}$ and $m_{(4)}$, all of these three coupling constants are renormalized to zero for those H sufficiently close to H_0 ($H \lesssim H_0$). In other words, the transition temperature of the magnetic Mott insulator always goes to zero at a certain critical field below H_0 . This is also the case with the plain excitonic insulator stabilized by $H_{u,1}$, $H_{u,3}$ and $H_{b,13}$ and is *not* consistent with the experimental phase diagram of graphite under the high field [13–18, 20].

Besides, the Mott insulator with helical magnetic order is very weak against *magnetic* disorders. Considering an anisotropy of g -factor in graphite [38], it is natural to expect that the high magnetic field allows the system to have single-particle backward scatterings between two electron pockets with $(n, \sigma) = (0, \uparrow)$ and $(0, \downarrow)$, and also that between two hole pockets with $(n, \sigma) = (-1, \uparrow)$ and $(-1, \downarrow)$. The backward scatterings do exist, when graphite contains those graphene layers whose normal vectors (c -axis) have non-zero angles with respect to the field direction. Such graphene layers can appear anywhere and randomly along the c -axis, so that the backward scatterings are generally accompanied by random $U(1)$ phases $\lambda_{j,\pm}(z)$;

$$\begin{aligned} H'_{\text{imp}} &= \sum_j \int dz A_{j,+}(z) \{ e^{i\lambda_{j,+}(z)} \psi_{+,1,j}^\dagger(z) \psi_{-,2,j}(z) + \text{h.c.} \} \\ &\quad + \sum_j \int dz A_{j,-}(z) \{ e^{i\lambda_{j,-}(z)} \psi_{-,1,j}^\dagger(z) \psi_{+,2,j}(z) + \text{h.c.} \} + \dots \end{aligned}$$

When bosonized, these single-particle backward scatterings with the random $U(1)$ phases add ‘random XY mag-

netic field’ in $H_{u,4} + H_{b,4}$;

$$\begin{aligned} H'_{\text{imp}} &= \sum_j \int dz A_{j,+}(z) \sigma_{1\bar{2},j} \\ &\quad \times \cos[\phi_{2,j} + \phi_{1,j} - \theta_{2,j} + \theta_{1,j} + \lambda_{+,j}(z)] \\ &\quad + \sum_j \int dz A_{j,-}(z) \sigma_{\bar{1}2,j} \\ &\quad \times \cos[\phi_{2,j} + \phi_{1,j} + \theta_{2,j} - \theta_{1,j} + \lambda_{-,j}(z)] + \dots \end{aligned}$$

The Imry-Ma’s argument [21–24] dictates that such ‘random magnetic field’ readily kills the long-range order of the $U(1)$ phases such as $\phi_2 + \phi_1 - (\phi_3 + \phi_4)$ and $\theta_2 - \theta_1 - (\theta_3 - \theta_4)$ as in Eqs. (52), however small their amplitude is. Likewise, the plain excitonic insulator phase stabilized by $H_{u,1}$, $H_{u,3}$ and $H_{b,13}$ is expected to be weak against on-site short-ranged charged disorder. Namely, when length scale of the charged disorder is less than the magnetic length l , the disorder causes single-particle type backward scatterings between $(0, \uparrow)$ and $(-1, \uparrow)$ pockets and those between $(0, \downarrow)$ and $(-1, \downarrow)$ pockets. From these reasonings as well as inconsistency between their RG phase diagrams and the experimental phase diagram of graphite, we conclude that the magnetic Mott insulator as well as the plain excitonic insulator can hardly explain the graphite experiment coherently.

One may expect that the spin-nematic excitonic insulator could be also killed by random single-particle backward scatterings between $(0, \uparrow)$ and $(-1, \downarrow)$ pockets or those between $(0, \downarrow)$ and $(-1, \uparrow)$ pockets. Nonetheless, these scatterings unlikely exist in the real system. Or, if any, they are much smaller than the others, because the relativistic spin-orbit interaction is needed for them, and it is extremely small in graphite [32, 38]. Without the spin-orbit interaction, these backward scatterings need both the magnetic scatter and the short-ranged charged scatter on the same spatial point. Microscopically, however, these two types of the scatters are of different origins and they have no correlation at all. From these reasonings as well as the generic consistency between the RG phase diagram ($H < H_0$ in Fig. 1) and the experimental phase diagram, we conclude that an insulating phase in graphite at $H < H_0$ is the spin-nematic excitonic insulator stabilized by the interplay between $H_{u,2}$ and $H_{b,2}$.

V. TWO POCKETS MODEL

For $H > H_0$, both the electron pocket with $(n, \sigma) = (0, \uparrow)$ and hole pocket with $(n, \sigma) = (-1, \downarrow)$ get out of the Fermi level [8, 19]. The electronic system comprises of the electron pocket with $(n, \sigma) = (0, \downarrow)$ and the hole pocket with $(n, \sigma) = (-1, \uparrow)$. As before, we call $(n, \sigma) = (0, \uparrow)$ as $a = 2$ and $(n, \sigma) = (-1, \downarrow)$ as $a = 3$. The charge neutrality condition takes a form of

$$k_{F,0,\downarrow} + k_{F,-1,\uparrow} = \frac{\pi}{c_0}. \quad (54)$$

Under the condition, the interaction allows the following umklapp term;

$$H'_u = \sum_{j,m,n} \psi_{3,+n}^\dagger \psi_{2,+j+m-n}^\dagger \psi_{2,-m} \psi_{3,-j} + \text{h.c.}, \quad (55)$$

where the integrals over z and scattering matrix elements are omitted. Other two-particle interaction terms that are linked with the umklapp term at the one-loop level of the RG equations are inter-pocket and intra-pocket scatterings between different chiralities. They are

$$H'_b = \sum_{j,m,n} \psi_{3,\pm,n}^\dagger \psi_{2,\mp,j+m-n}^\dagger \psi_{2,\mp,m} \psi_{3,\pm,j}, \quad (56)$$

and

$$H'_d = \sum_{j,m,n} \left\{ \begin{aligned} &\psi_{2,\pm,n}^\dagger \psi_{2,\mp,j+m-n}^\dagger \psi_{2,\mp,m} \psi_{2,\pm,j}, \\ &\psi_{3,\pm,n}^\dagger \psi_{3,\mp,j+m-n}^\dagger \psi_{3,\mp,m} \psi_{3,\pm,j}, \end{aligned} \right. \quad (57)$$

respectively. To obtain an effective field theory, we keep only the direct process (Hartree; $j = n$) and the exchange process (Fock; $m = n$), and bosonize them into cosine terms or renormalization into the Luttinger parameters and Fermi velocities;

$$H'_u + H'_b + H'_d = H'_{u,1} + H'_{u,2} + H'_{d,1} + H'_{b,2} + \dots, \quad (58)$$

$$H'_{u,1} = \sum_{j,m} N_{j-m}^{(1)} \int dz \sigma_{3\bar{3},j} \sigma_{2\bar{2},m} \cos [2\phi_{3,j} + 2\phi_{2,m}],$$

$$H'_{u,2} = \sum_{j,m} N_{j-m}^{(2)} \int dz \sigma_{2\bar{3},j} \sigma_{3\bar{2},m} \cos [Q_{+,j}^{23} + Q_{-,m}^{23}], \quad (59)$$

$$H'_{d,1} = \sum_{j,m} O_{j-m}^{(1)} \int dz \sigma_{3\bar{3},j} \sigma_{3\bar{3},m} \cos [2\phi_{3,j} - 2\phi_{3,m}]$$

$$+ \sum_{j,m} \bar{O}_{j-m}^{(1)} \int dz \sigma_{2\bar{2},j} \sigma_{2\bar{2},m} \cos [2\phi_{2,j} - 2\phi_{2,m}], \quad (60)$$

$$H'_{b,2} = \sum_{j,m} P_{j-m}^{(2)} \int dz \sigma_{2\bar{3},j} \sigma_{2\bar{3},m} \cos [Q_{-,j}^{23} - Q_{-,m}^{23}]$$

$$+ \sum_{j,m} \bar{P}_{j-m}^{(2)} \int dz \sigma_{3\bar{2},j} \sigma_{3\bar{2},m} \cos [Q_{+,j}^{23} - Q_{+,m}^{23}]. \quad (61)$$

Here $H'_{u,1}$ is from the direct process, while $H'_{u,2}$, $H'_{d,1}$ and $H'_{b,2}$ are from the exchange processes (Fig. 6). The direct processes of H'_d and H'_b renormalize the Luttinger parameters and Fermi velocities in H_0 as in Eq. (19). The inter-chain interaction functions in Eqs. (58,59,60,61) can be integrated over the chain index, to reduce into respective coupling constants;

$$n_{(1)} \equiv 2\pi l^2 \sum_j N_{j-m}^{(1)}, \quad n_{(2)} \equiv 2\pi l^2 \sum_j N_{j-m}^{(2)},$$

$$o_{(1)} \equiv 2\pi l^2 \sum_j O_{j-m}^{(1)}, \quad \bar{o}_{(1)} \equiv 2\pi l^2 \sum_j \bar{O}_{j-m}^{(1)},$$

$$p_{(2)} \equiv 2\pi l^2 \sum_j P_{j-m}^{(2)}, \quad \bar{p}_{(2)} \equiv 2\pi l^2 \sum_j \bar{P}_{j-m}^{(2)}.$$

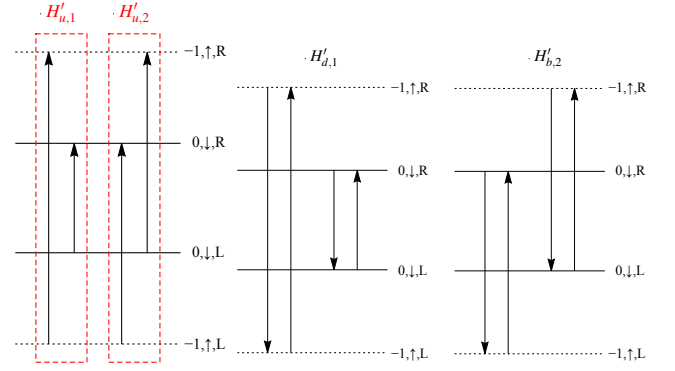


FIG. 6. (color online) (Left) schematic pictures of two-particle umklapp scatterings that are allowed in the two-pocket model under the charge neutrality condition, $H'_{u,1}$ and $H'_{u,2}$. They are direct ($j = n$) and exchange ($m = n$) processes of Eq. (55) respectively. (Middle) two-particle intra-pocket scatterings $H'_{d,1}$ that help $H'_{u,1}$. They are the exchange processes ($m = n$) of Eq. (57). (Right) two-particle inter-pocket scatterings $H'_{b,2}$ that help $H'_{u,2}$. They are the exchange processes ($m = n$) of Eq. (56).

For the repulsive interaction case ($g > 0$), $o_{(1)}$, $\bar{o}_{(1)}$, $p_{(2)}$ and $\bar{p}_{(2)}$ are usually negative, representing that they are from the exchange scattering terms. The negative values let $H'_{d,1}$ and $H'_{b,2}$ help $H'_{u,1}$ and $H'_{u,2}$ to grow up under the RG flow respectively.

$H'_{u,1}$ with $H'_{d,1}$ stabilize a charge density wave (CDW) phase, where a displacement field of the electron pocket and that of the hole pocket exhibit long-range orders individually;

$$\phi_{2,j} = \Phi_2, \quad \phi_{3,j} = \Phi_3. \quad (62)$$

Such CDW is a plain superposition of a charge density wave of the electron pocket with \downarrow spin and that of the hole pocket with \uparrow spin, while does not break the U(1) spin rotational symmetry around the field. The CDW phase is generally weak against both short-ranged and long-ranged charged impurities. The impurity potentials induce single-particle backward scatterings within the same electron pocket and/or within the same hole pocket. The impurities appear spatially randomly as a function of the coordinate z , so that the scatterings are accompanied by random U(1) phases. According to the Imry-Ma's argument, such backward scatterings readily wipe out the long-range orderings of ϕ_2 and ϕ_3 .

$H'_{u,2}$ with $H'_{b,2}$ stabilize the excitonic insulator with broken U(1) spin rotational symmetry. To see this, let us first solve RG equations for their inter-chain interaction functions. The RG equations for the respective coupling

constants take the following forms;

$$\frac{dn_{(2)}}{d\ln b} = A_{23}n_{(2)} - \frac{C_{23}}{\pi l^2}n_{(2)}(p_{(2)} + \bar{p}_{(2)}), \quad (63)$$

$$\frac{dp_{(2)}}{d\ln b} = A_{23}p_{(2)} - \frac{C_{23}}{\pi l^2}(n_{(2)}^2 + p_{(2)}^2), \quad (64)$$

$$\frac{d\bar{p}_{(2)}}{d\ln b} = A_{23}\bar{p}_{(2)} - \frac{C_{23}}{\pi l^2}(n_{(2)}^2 + \bar{p}_{(2)}^2). \quad (65)$$

Thanks to an inversion symmetry that exchanges left and right movers ($Q_{+,j}^{ab} \rightarrow -Q_{-,j}^{ab}$), the coupled equations as well as initial values of the coupling constants are symmetric with respect to an exchange between $p_{(2)}$ and $\bar{p}_{(2)}$. This decouples the RG equations into

$$\frac{df_{\pm}}{d\ln b} = A_{23}f_{\pm} \mp \frac{C_{23}}{\pi l^2}f_{\pm}^2, \quad (66)$$

where $f_{\pm} \equiv n_{(2)} \pm p_{(2)} = n_{(2)} \pm \bar{p}_{(2)}$. At the zero temperature, A_{23} and C_{23} have no dependence of the scale change $\ln b$. The equations immediately give out a RG flow diagram (See Fig. 7). The strong coupling phase at $T = 0$ is defined by

$$|n_{(2)}| - p_{(2)} > x_c \equiv -\frac{\pi l^2}{C_{23}}A_{23} > 0. \quad (67)$$

In the strong coupling side with $n_{(2)} \rightarrow \pm$ and $p_{(2)} = \bar{p}_{(2)} \rightarrow -\infty$, the cosine terms in the bosonized Hamiltonian are maximally minimized by

$$\sigma_{2\bar{3},j} = \sigma_{3\bar{2},j} = \sigma, \quad (68)$$

$$\theta_{2,j} - \theta_{3,j} = \Theta, \quad (69)$$

$$2(\phi_{2,j} + \phi_{3,j}) = (2n + 1)\pi, \quad (70)$$

for positive $n_{(2)}$. The locking of a sum of the two displacement fields leads to an electrically insulating property along the field direction. The optical conductivity calculated within the Gaussian approximation shows a gap behavior, $\sigma_{zz}(\omega) = (e^2 u K)/(2\pi l^2)\delta(\omega - \omega_g)$ with $uK = \sum_{a=2,3} u_a K_a$ and $\omega_g^2 \equiv 2\pi u K \sum_j N_j^{(2)}$ (see also an inset of Fig. 5). The locking of the spin superfluidity phase, $\theta_2 - \theta_3$, breaks the global U(1) spin rotational symmetry (spin nematic excitonic insulator). Nonetheless, the phase is symmetrically distinct from the spin-nematic excitonic insulator discussed in the previous section. We thus distinguish these two by calling them as SNEI-I for $H < H_0$ and SNEI-II for $H > H_0$ respectively.

The strong-coupling condition, Eq. (67), readily explains both metal-insulator transition at a lower field regime and insulator-metal re-entrant transition at a higher field regime. For simplicity, we assume that $n_{(2)}$ and $p_{(2)} = \bar{p}_{(2)}$ barely depends on H or has no H -dependence (see also appendix B4 for a set of parameters used in Fig. 1). For a low H regime, the magnetic length l is large, so is a critical value in Eq. (67), $x_c \equiv -(\pi l^2 A_{23})/C_{23}$. A given $|n_{(2)}| - p_{(2)}$ can be below the critical value x_c in lower H regime (normal metal phase). On increasing H , the magnetic length l as well

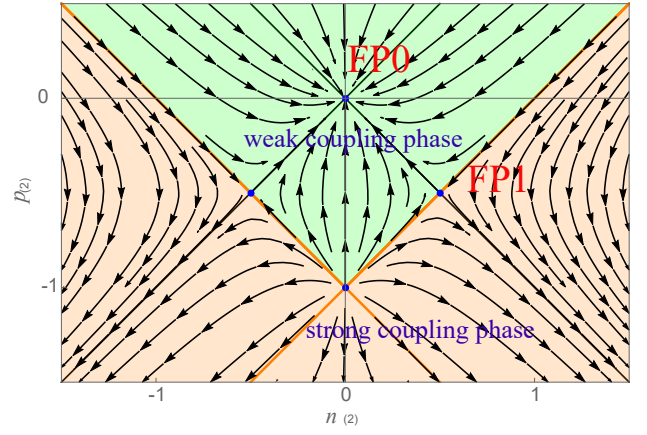


FIG. 7. (color online) Renormalization group (RG) flow at $T = 0$ in the two-dimensional parameter space subtended by $n_{(2)}$ and $p_{(2)} = \bar{p}_{(2)}$. Weak/strong coupling phases stand for normal metal phase/spin nematic excitonic insulator (SNEI-I/II) phase respectively. Quantum criticality of the quantum phase transition between these two are controlled by a fixed point named as ‘FP1’. The scaling dimension of the relevant parameter at FP1, ν_2 , is given in Eq. (72).

as the critical value x_c decrease. At some magnetic field, $H = H_c^*$, $|n_{(2)}| - p_{(2)}$ exceeds the critical value x_c . For $H_c^* < H$, the system enters the strong coupling regime (metal-insulator transition). From a comparison with the graphite experiment [17, 18, 20], we consider that H_c^* is smaller than H_0 . In this case, the system undergoes the first order phase transition from SNEI-I to SNEI-II at $H = H_0$ (see also a discussion in the last paragraph of sec. VII).

When the field H increases further, both electron pocket and the hole pocket become smaller in size. This makes their bare Fermi velocities $v_{F,2}$ and $v_{F,3}$ as well as Luttinger parameters K_2 and K_3 smaller. The smaller Luttinger parameters could increase the critical value x_c through a dependence of A_{23} on K_2 and K_3 . Suppose that the electron pocket with $n = 0$ LL with \downarrow spin and that with $n = -1$ LL with \uparrow spin leave the Fermi level at $H = H_1$. When H gets close to H_1 from below ($H < H_1$), the increase of $-A_{23}$ can overcome the decrease of l^2 , such that x_c increases again. Namely, for $H < H_1$, l^2 is bounded by $(\hbar c)/(eH_1)$ from below, while $-A_{23}$ has no upper bound in principle. Thus, for some magnetic field $H_{c,2}$ with $H_c^* < H_0 < H_{c,2} < H_1$, x_c exceeds $|n_{(2)}| - p_{(2)}$ again and the system enters the normal metal phase (re-entrant insulator-metal transition). From a set of reasonable parameter values used in Fig. 1, we obtain $H_{c,2} = 80$ T and $H_1 = 120$ T.

The re-entrant transition point at $H = H_{c,2}$ is a zero-temperature continuous phase transition with dynamical exponent $z = 1$. Toward this quantum critical point, a correlation length along the field direction ξ_z diverges as

$$\xi_z \propto |H - H_{c,2}|^{-1/\nu_2}. \quad (71)$$

A critical exponent ν_2 is given only by the Luttinger pa-

rameters at the critical point ($H = H_{c,2}$),

$$\nu_2 = \frac{1}{2} \sum_{a=2,3} (K_a + K_a^{-1}) - 2. \quad (72)$$

Since $z = 1$, the correlation length is inversely proportional to the gap ω_g in the optical conductivity along the field direction, $\sigma_{zz}(\omega)$;

$$\omega_g \propto (H_{c,2} - H)^{z/\nu_2} = (H_{c,2} - H)^{1/\nu_2}, \quad (73)$$

for $H < H_{c,2}$. By measuring how the gap vanishes toward $H = H_{c,2}$ as a function of the field, one can determine the values of the Luttinger parameters at the quantum critical point. By seeing how much the Luttinger parameters thus determined deviate from 1, one could also test a validity of our theory of the re-entrant insulator-metal transition.

The low- H metal-insulator transition between the normal metal and SNEI-I phases is also a quantum critical point. Toward this point, $H = H_{c,1}$, the gap ω_g in the SNEI-I phase also vanishes,

$$\omega_g \propto (H - H_{c,1})^{1/\nu_1}, \quad (74)$$

for $H_{c,1} < H$. The critical exponent ν_1 is given by the Luttinger parameters at $H = H_{c,1}$;

$$\nu_1 = \frac{1}{2} \sum_a (K_a + K_a^{-1}) - 2, \quad (75)$$

where the summation in the pocket index a is taken over

$$\begin{cases} a = 1, 4 & (|A_{14}|C_{23}h_{(2)} \gg |A_{23}|C_{14}\bar{h}_{(2)}), \\ a = 2, 3 & (|A_{14}|C_{23}h_{(2)} \ll |A_{23}|C_{14}\bar{h}_{(2)}). \end{cases} \quad (76)$$

Meanwhile, the gap in $\sigma_{zz}(\omega)$ reaches finite constant values at $H = H_0 \pm 0$; the phase transition from SNEI-I phase to SNEI-II phase is of the first order (see also a discussion in the last paragraph in sec. VII).

VI. IN-PLANE RESISTIVITY

Generally, in-plane current operators in the clean limit have finite matrix elements only between neighboring Landau levels. When the temperature is much lower than the cyclotron frequency $\hbar\omega_0$, the in-plane resistivity increases on increasing magnetic field H . Contrary to this expectation, the low-temperature in-plane resistivity in graphite under high magnetic field shows an unexpected H -dependence [14, 15, 17, 18]. It shows a broad peak around 15 T \sim 30 T, and then decreases slowly on further increasing H . From 30 T to 55 T, the resistivity reduces by half or more. Besides, when the system enters the insulating phases, the in-plane resistivity shows an additional steep increase by 15% to 30% [14, 15, 18]. Unlike the out-of-plane resistivity, the additional increase amount becomes *smaller* for lower temperature.

The H -dependence of the in-plane resistivity can be explained by charge transports along the surface chiral Fermi arc (SCFA) states. To see this, note first that the electron/hole pockets in the bulk end up with SCFA states of electron/hole around a boundary region of the system (see Fig. 2 and appendix A). A SCFA state of an electron/hole pocket is a bundle of those N_i -number of chiral Fermi edge modes, where N_i is a number of the k_z points within the electron/hole pocket. Call the number of k_z points within the pockets with $(n, \sigma) = (0, \uparrow)$, $(0, \downarrow)$, $(-1, \uparrow)$, and $(-1, \downarrow)$ as N_1 , N_2 , N_3 and N_4 respectively. The chiral edge mode enables unidirectional electric current flow along the boundary in a xy plane [the field direction is along $+z$ direction]. The direction of the electric current flow of electron/hole edge mode is anticlockwise/clockwise respectively in the xy plane. In the presence of charged impurities, the current flow along the electron edge mode with σ spin is scattered into the hole edge mode with the same σ spin.

The SCFA state with $(-1, \sigma)$ and that with $(0, \sigma)$ cancel each other by the intra-surface backward scatterings due to the charged impurities. In the absence of scatterings between $(0, \downarrow)$ and $(-1, \uparrow)$ (see the last paragraph in Sec. IV for a reason for this), both $(N_2 - N_4)$ -number of anticlockwise chiral edge modes with \uparrow spin and $(N_3 - N_1)$ -number of clockwise chiral edge modes with \downarrow spin contribute to the two-terminal conductance within the xy plane;

$$\begin{aligned} G_s &= \frac{e^2}{h} (N_2 - N_4 + N_3 - N_1) \\ &= \frac{2e^2}{h} (N_3 - N_1). \end{aligned} \quad (77)$$

We used the charge-neutrality condition; $N_1 + N_2 = N_3 + N_4$. For $H \lesssim H_0$, the in-plane conductance given by Eq. (77) increases on increasing H , because a variation of N_1 with respect to H is larger than that of N_3 ; $dN_1/dH < dN_3/dH < 0$. For $N_3 = (L_z/(2c_0))(1 - H/H_1)$, and $N_1 = (L_z/(2c_0))(1 - H/H_0)$, the H -dependence of the resistance due to the surface charge transport is given by

$$R_s = \frac{h}{e^2} \frac{c_0}{L_z} \frac{H_0 H_1}{H(H_1 - H_0)}. \quad (78)$$

The resistance is on the order of 1 Ω at $H = 30$ T [$L_z = 50$ μm , $c_0 = 0.67$ nm, $H_0 = 50$ T and $H_1 = 120$ T.] The value is on the same order of the experimental value (2 $\Omega \sim$ 3 Ω).

The T -dependence of the in-plane resistivity in the insulating phases can be explained by a coupling between the SCFA states and gapless Goldstone modes associated with the spin nematic order in the bulk. The spin-nematic excitonic insulator (SNEI-I) phase breaks two global U(1) symmetries. They are the U(1) spin-rotational symmetry around the field direction and a translational symmetry associated with a spatial polarization of the spin and pseudospin densities. Here, the

pseudospin degree of freedom is about whether an electron is in $n = 0$ LL or in $n = -1$ LL.

Such SNEI-I phase has two low-energy gapless excitations. They are space-time fluctuations of the following two phase variables;

$$f_j(z) \equiv (\theta_{3,j}(z) - \theta_{2,j}(z)) - (\theta_{4,j}(z) - \theta_{1,j}(z)) - 2\Theta_-, \quad (79)$$

$$g_j(z) \equiv (\phi_{3,j}(z) + \phi_{2,j}(z)) - (\phi_{4,j}(z) + \phi_{1,j}(z)) - 2\Phi_-. \quad (80)$$

When they vary slowly in z/c_0 and $y_j/l \equiv 2\pi l j/L_x$, their energy dispersions become linear in the conjugate momenta;

$$\begin{aligned} \mathcal{H}_{\text{sw}} = & \frac{1}{2L_z N} \sum_{\mathbf{k}} (\beta_1 k^2 + \gamma_1 k_z^2) f^\dagger(\mathbf{k}) f(\mathbf{k}) \\ & + \frac{1}{2L_z N} \sum_{\mathbf{k}} (\beta_2 k^2 + \gamma_2 k_z^2) g^\dagger(\mathbf{k}) g(\mathbf{k}), \end{aligned} \quad (81)$$

with positive β_t and γ_t ($t = 1, 2$), and $\mathbf{k} \equiv (k_z, \mathbf{k})$. k_z and k are conjugate to z and $y_j \equiv 2\pi l^2 j/L_x$ respectively,

$$\begin{aligned} f_j(z) & \equiv \frac{1}{L_z N} \sum_{\mathbf{k}} e^{ik_z z + ik y_j} f(\mathbf{k}), \\ g_j(z) & \equiv \frac{1}{L_z N} \sum_{\mathbf{k}} e^{ik_z z + ik y_j} g(\mathbf{k}). \end{aligned}$$

The gapless modes couple with the SCFA states through a simple density-density interaction, e.g.

$$\begin{aligned} \mathcal{H}' = & \frac{1}{L_x} \sum_{a,\tau,b} \sum_n \sum_m \int dz \mathcal{A}_{(a,\tau;b)}^{e-b}(y_n, y_m) \\ & \times \rho_{a,\tau,n}(z) (\psi_{b,m}^\dagger(z) \psi_{b,m}(z)), \end{aligned} \quad (82)$$

with bulk density operator $\rho_{a,\tau,n}(z) \equiv \psi_{a,\tau,n}^\dagger(z) \psi_{a,\tau,n}(z)$. $a, b = 1, 2, 3, 4$ denote the pocket indices, and $\tau = \pm$ is the chirality index. The summations over the chain indices n and m in Eq. (82) are restricted within the bulk region and edge region respectively, $|y_n| \lesssim L_y/2$, and $L_y/2 \lesssim |y_m|$. When bosonized, the density operator in the bulk region is given by a linear combination of the phase variables, i.e. $2\pi\rho_{a,\tau,n}(z) \equiv \partial_z \phi_{a,n}(z) - \tau \partial_z \theta_{a,n}(z)$. The situation becomes precisely analogous to electron-phonon interaction in metal. The coupling gives the SCFA electrons with a finite transport life time [39]. When the temperature is on the order of a band width of the gapless Goldstone modes (but smaller than the transition temperature of the SNEI-I phase), the transport life time of the SCFA states is linear in temperature T ; so is the resistivity due to the surface charge transport. This can naturally explain the T -dependence of the in-plane resistivity in the insulating phases in graphite.

VII. SUMMARY AND DISCUSSION

Graphite under high magnetic field exhibits mysterious metal-insulator (MI) transitions as well as insulator-

metal (IM) re-entrant transitions. We explain these enigmatic electronic phase transitions in terms of perturbative RG analyses of an effective boson theory. We conclude that two insulating phases in graphite under high field are excitonic insulators with spin nematic orderings. Similar conclusions were suggested by experimental works both for $H < H_0$ [20] and $H > H_0$ [18]. This paper enumerates possible umklapp terms allowed under the charge neutrality condition, clarifies natures of insulating states stabilized by each of them, and concludes that excitonic insulators with long-range orderings of spin superfluid phases can explain graphite experiments coherently.

Based on this, we propose a new mechanism for the re-entrant IM transition. When a pair of electron and hole pockets get smaller in size, strong quantum fluctuation of the spin superfluid phase destabilizes the spin-nematic excitonic insulator, causing the re-entrant IM transition. The strength of the quantum fluctuation is quantified by the Luttinger parameters of the electron and hole pockets. We relate the Luttinger parameters with the critical exponent of the $T = 0$ re-entrant IM transition point. We further show that the exponent can be experimentally identified from the infrared optical spectroscopy. By determining the Luttinger parameters at the transition point, one can test a validity of our theory for the re-entrant IM transition.

We attribute an ‘unexpected’ field-dependence of the in-plane electronic transport in graphite under the high field as surface charge transports through chiral Fermi arc states. We argue that a metallic-like temperature-dependence of the in-plane transport observed in the two insulating phases is due to bulk-edge couplings between the surface states and gapless Goldstone modes associated with the spin nematic orderings. The field- and temperature-dependences of the in-plane and out-of-plane transports are consistent with the graphite experiments [14, 15, 17, 18]. Being gapless excitations, the Goldstone modes in the spin-nematic excitonic insulator phases could be experimentally detected through ultrasound measurements [40].

Note also that our theory does not include an effect of excitonic condensations, as emphasized in Ref. [20]. When H approaches H_0 from above ($H \rightarrow H_0 + 0$), electron-hole bound states formed by electron in $(n, \sigma) = (0, \uparrow)$ LL and hole in $(n, \sigma) = (-1, \downarrow)$ LL undergo the Bose-Einstein condensation. Such condensation further assists electron-hole pairings between $(n, \sigma) = (0, \downarrow)$ and $(n, \sigma) = (-1, \uparrow)$ LLs, through the umklapp term $H_{u,2}$. This leads to a phase with an electric insulator along the field direction; the phase is essentially same as the SNEI-I phase discussed in this paper for the $H < H_0$ region. When the exciton BEC effect is included into our theory, the phase boundary between SNEI-I and SNEI-II phases (say $H = H_{c,3}$) will presumably go above H_0 ($H_0 \lesssim H_{c,3}$). For $H \geq H_{c,3}$, the long-range phase coherences defined by $\theta_{4,j} - \theta_{1,j} = n\pi - \Theta_-$ and $\phi_{4,j} + \phi_{1,j} = (m+1)\pi - \Phi_-$ in Eqs. (41,42) fade away

, while the other long-range phase coherences defined by $\theta_{3,j} - \theta_{2,j} = \Theta$ and $\phi_{3,j} + \phi_{2,j} = n\pi$ are still preserved by the interplay between $H'_{u,2}$ and $H'_{b,2}$. From this perspective, the SNEI-II phase can be essentially regarded as a ‘partial ordered phase’ associated with the SNEI-I phase. Nonetheless, qualitative natures of the phase transition between these two excitonic insulator phases need further theoretical studies.

Appendix A: charge neutrality condition

Transverse conductivity σ_{xy} gives a precise information of electron carrier density n_e and hole carrier density n_h in any given metal and semimetal under high magnetic field through the following formula;

$$\sigma_{xy}H = ec(n_e - n_h). \quad (A1)$$

e (> 0) and c are the electron charge, and the speed of light respectively. In the main text, we use the formula and evaluate the total number of k_z points in the electron/hole pockets N_e/N_h in graphite under the field. With the formula, the previous Hall conductivity measurement in the regime of 20 T $\lesssim H \lesssim$ 55 T [18, 25–27] gives $(N_e - N_h) : L_z/c_0 = 10^{-4} : 1$. Using the Kubo formula of the Hall conductivity, Akiba discussed a validity of the formula in the quasi-quantum limit in the graphite [18]. In the following, we employ the Buttiker’s theory of the Hall conductivity [41, 42], to demonstrate a validity of the formula in a generic three-dimensional metal and semimetal under high field.

Use the Landau gauge and assume that a given three-dimensional system is translational symmetric along x and z directions. Electrons are confined along y direction within $|y| < L_y/2$ by a confining potential. A single-particle Hamiltonian comprises of two parts;

$$\hat{\mathcal{H}}_T \equiv \hat{\mathcal{H}}_0(k_z; \hat{\kappa}_{\pm}) + \hat{\mathcal{V}}(k_z; \hat{\kappa}_{\pm}, \hat{y}), \quad (A2)$$

with $\kappa_{\pm} \equiv (-i\partial_y) \pm i(-k_x + \frac{eHy}{ch})$. $\hat{\mathcal{H}}_0$ is a bulk Hamiltonian that depends on the coordinate y through $\hat{\kappa}_{+}$ and $\hat{\kappa}_{-}$. $\hat{\mathcal{V}}$ describes an effect of the confining potential; $\hat{\mathcal{V}} \equiv 0$ when $|y| \ll L_y/2$. $\hat{\mathcal{V}}$ depends on y explicitly. $\hat{\mathcal{H}}_T$ in Eq. (A2) is already Fourier-transformed with respect to x and z : they are functions of the conjugate momenta k_x and k_z . In a system with multiple energy bands, $\hat{\mathcal{H}}_T$ takes a matrix form. For the spinless graphite case, $\hat{\mathcal{H}}_T$ is a four by four matrix; the four bases are from the π orbitals in A, A', B and B' carbon atoms within the unit cell. Using the $\mathbf{k} \cdot \mathbf{p}$ expansion, Slonczewski, Weiss and McClure derived \mathcal{H}_0 around the zone boundary of the first Brillouin zone of the graphite.

In the following, we only assume that $\mathcal{H}_0(k_z; \kappa_{\pm})$ as well as $\mathcal{V}(k_z; \kappa_{\pm}, y)$ are given by finite order polynomials in κ_{\pm} and y . Under this assumption, the explicit y -dependence of \mathcal{V} can be rewritten into the y_c -dependence by use of $y \equiv (-i)(l^2/2)(\kappa_{+} - \kappa_{-}) + y_c$ and $y_c \equiv k_x l^2$;

$$\hat{\mathcal{H}}_T(k_z; \hat{\kappa}_{\pm}, \hat{y}) = \hat{\mathcal{H}}'_T(k_z, y_c; \hat{\kappa}_{\pm}). \quad (A3)$$

Eigenstates of such $\hat{\mathcal{H}}_T$ are localized in the y coordinate at $y = y_c$. Eigenvalues depend on k_z, y_c and the Landau index n ;

$$\hat{\mathcal{H}}_T \phi_{n,k_z,y_c}(y - y_c) = E_n(k_z, y_c) \phi_{n,k_z,y_c}(y - y_c). \quad (A4)$$

A single-particle velocity operator along x is given by a k_x derivative of $\hat{\mathcal{H}}_T$. With $k_x l^2 \equiv y_c$, an expectation value of the velocity with respect to the eigenstate is given by a y_c -derivative of the eigenvalue. Besides, the eigenstate is uniformly extended along x . Thus, an electric current carried by the eigenstate is given by

$$J_{x,n,k_z,y_c} = \frac{(-e)l^2}{\hbar L_x} \frac{\partial E_n(k_z, y_c)}{\partial y_c}. \quad (A5)$$

The total current density from the n -th Landau level is a sum of J_{x,n,k_z,y_c} over all the filled k_z and $k_x \equiv y_c/l^2$ points;

$$\begin{aligned} j_x &= \frac{1}{L_z L_y} \sum_{k_z} \sum_{k_x} J_{x,n,k_z,y_c} f_T(E_n(k_z, y_c)) \\ &= \frac{(-e)}{\hbar L_y} \int_{-\frac{\pi}{c_0}}^{\frac{\pi}{c_0}} \frac{dk_z}{2\pi} \int_{-\infty}^{+\infty} \frac{dy_c}{2\pi} \frac{\partial E_n}{\partial y_c} f_T(E_n(k_z, y_c)). \end{aligned} \quad (A6)$$

$f_T(E)$ is a Fermi distribution function. At the zero temperature, this reduces to a step function,

$$f_{T=0}(E_n) = \begin{cases} \theta(\mu_{+} - E_n(k_z, y_c)) & (y_c \simeq L_y/2), \\ \theta(\mu_{-} - E_n(k_z, y_c)) & (y_c \simeq -L_y/2). \end{cases} \quad (A7)$$

μ_{\pm} are Fermi levels around $y = \pm L_y/2$ respectively. In the presence of a Hall voltage V_H in the $+y$ direction, $\mu_{+} - \mu_{-} = -eV_H$.

In graphite under the high field, the two electron/hole pockets in the bulk region ($n = 0/n = -1$ LLs with \uparrow and \downarrow spins) end up with two electron/hole surface chiral Fermi arc (SCFA) states in the boundary region. Namely, $E_{n=0/-1,\sigma}(k_z, y_c)$ increases/decreases in energy, when y_c goes from the bulk region to the boundary region (Fig. 2);

$$\begin{cases} E_{n=0,\sigma}(k_z, y_c) \nearrow (|y_c| \nearrow), \\ E_{n=-1,\sigma}(k_z, y_c) \searrow (|y_c| \nearrow). \end{cases} \quad (A8)$$

Accordingly, the current density induced by the finite Hall voltage comprises of two parts that cancel each other:

$$\begin{aligned} j_x &= -\frac{e}{\hbar} \frac{(\mu_{+} - \mu_{-})}{L_y} \left(\int_{-k_1}^{k_1} \frac{dk_z}{2\pi} + \int_{-k_2}^{k_2} \frac{dk_z}{2\pi} \right) \\ &\quad - \frac{e}{\hbar} \frac{(\mu_{-} - \mu_{+})}{L_y} \left(\int_{k_3}^{2\frac{\pi}{c_0} - k_3} \frac{dk_z}{2\pi} + \int_{k_4}^{2\frac{\pi}{c_0} - k_4} \frac{dk_z}{2\pi} \right). \end{aligned} \quad (A9)$$

The first part is from the two electron surface states that subtend chiral arcs from $k_z = -k_1$ to $k_z = k_1$ and from $k_z = -k_2$ to $k_z = k_2$ respectively. The other part is from the two hole surface states that subtend chiral arcs from

$k_z = k_3$ to $2\pi/c_0 - k_3$ and from $k_z = k_4$ to $k_z = 2\pi/c_0 - k_4$ respectively (Fig. 2). To have Eq. (A9), we assume that the hole pocket energies are same in the vacuum,

$$E_{n=-1,\sigma}(k_z, y_c = -\infty) = E_{n=-1,\sigma}(k_z, y_c = +\infty). \quad (\text{A10})$$

Eq. (A9) gives the Hall conductivity as,

$$\begin{aligned} \sigma_{xy} &= \frac{e^2}{h} \frac{1}{L_z} (N_1 + N_2 - N_3 - N_4) \\ &= \frac{ec}{H} (n_e - n_h), \end{aligned} \quad (\text{A11})$$

with $(N_1 + N_2)/L_z = 2\pi l^2 n_e$ and $(N_3 + N_4)/L_z = 2\pi l^2 n_h$. From the previous Hall conductivity measurement [18], we typically have

$$\begin{aligned} n_e - n_h &= 5 \times 10^{15} [\text{cm}^{-3}], \\ c_0 &= 6.7 \times 10^{-10} [\text{m}], \quad l = 45 \times 10^{-10} [\text{m}], \end{aligned}$$

for $H = 30$ T and

$$\begin{aligned} n_e - n_h &= -10 \times 10^{15} [\text{cm}^{-3}], \\ c_0 &= 6.7 \times 10^{-10} [\text{m}], \quad l = 40 \times 10^{-10} [\text{m}], \end{aligned}$$

for $H = 55$ T. This gives out a ratio between $N_e - N_h$ and L_z/c_0 as

$$N_e - N_h : L_z/c_0 = \pm 3 \times 10^{-4} : 1 \quad (\text{A12})$$

for $30 \text{ T} < H < 55 \text{ T}$. From this very small number, we conclude that graphite under these field regime safely satisfies the charge neutrality condition.

Appendix B: derivation of renormalization group (RG) equations

In the main text, we employ one-loop RG equations, Eqs. (31,32,33), and clarify possible insulating phases as well as natures of $T = 0$ metal-insulator and insulator-metal transition points in graphite under the high field. We solve the RG equations numerically to obtain a finite temperature phase diagram as in Fig. 1. The RG equations are derived perturbatively by use of the standard momentum-shell renormalization method [34]. In the following, we briefly summarize how to derive the one-loop RG equations for $H_{u,2}$ and $H_{b,2}$, Eqs. (31,32,33).

We begin with a partition function of the effective field theory;

$$Z = \sum_{\sigma \dots} \int \mathcal{D}\phi \mathcal{D}\theta e^{-S_0[\phi, \theta] - S_1[\phi, \theta]}. \quad (\text{B1})$$

An action S comprises of a gaussian part S_0 and non-

gaussian part S_1 ;

$$\begin{aligned} S_0 &= \int_0^\beta d\tau \int dz \sum_{a,j} \frac{1}{2\pi} \left\{ -2i\partial_z \theta_{a,j}(\mathbf{r}) \partial_\tau \phi_{a,j}(\mathbf{r}) \right. \\ &\quad \left. + u_a K_a [\partial_z \theta_{a,j}(\mathbf{r})]^2 + \frac{u_a}{K_a} [\partial_z \phi_{a,j}(\mathbf{r})]^2 \right\}, \end{aligned} \quad (\text{B2})$$

$$S_1 = \int_0^\beta d\tau \left\{ H_{u,2} + H_{b,2} + \dots \right\}. \quad (\text{B3})$$

Here a is the pocket index ($a = 1, 2, 3, 4$). The summation over Ising variables $\sigma \dots$ represent traces over two-dimensional Hilbert spaces subtended by two Klein factors associated with the bosonization. With $\mathbf{r} = (z, \tau)$, $\mathbf{q} = (k_z, i\omega_n)$ and Matsubara frequency $\omega_n = 2n\pi/\beta$, the Fourier transforms of $\phi_{j,a}(z, \tau)$ and $\theta_{j,a}(z, \tau)$ are given by

$$\phi_{j,a}(\mathbf{r}) = \frac{1}{\beta L_z} \sum_{i\omega_n} \sum_{|k_z| < \Lambda} e^{ik_z z - i\omega_n \tau} \phi_{j,a}(\mathbf{q}). \quad (\text{B4})$$

Λ is a cutoff in the momentum space. We decompose the field operators into a slow mode and a fast mode in the momentum space,

$$\begin{aligned} \phi_{j,a}(\mathbf{r}) &= \phi_{j,a}^<(\mathbf{r}) + \phi_{j,a}^>(\mathbf{r}), \\ \phi_{j,a}^<(\mathbf{r}) &= \frac{1}{\beta L_z} \sum_{i\omega_n} \sum_{|k_z| < \Lambda'} e^{i\mathbf{q} \cdot \mathbf{r}} \phi_{j,a}(\mathbf{q}), \\ \phi_{j,a}^>(\mathbf{r}) &= \frac{1}{\beta L_z} \sum_{i\omega_n} \sum_{\Lambda' < |k_z| < \Lambda} e^{i\mathbf{q} \cdot \mathbf{r}} \phi_{j,a}(\mathbf{q}), \end{aligned}$$

with $\Lambda' = \Lambda b^{-1}$. $b (> 1)$ denotes a scale change.

First integrate out the fast mode $\phi^>$ and $\theta^>$ in the partition function and rescale spatial and temporal length scales as

$$z_{\text{new}} = z_{\text{old}} b^{-1}, \quad \tau_{\text{new}} = \tau_{\text{old}} b^{-1}, \quad \beta_{\text{new}} = \beta_{\text{old}} b^{-1}. \quad (\text{B5})$$

This gives a partition function for the slow mode. The partition function takes essentially the same form as Eqs. (B2,B3), while the interchain interactions in Eq. (B3) are renormalized. The renormalization is calculated with respect to an infinitesimally small scale change $\ln b (\ll 1)$. This gives the RG equations for the interactions as in Eqs. (31,32,33).

We derive the partition function for the slow mode perturbatively in the non-gaussian part S_1 . We do so up to the second order in S_1 ;

$$Z = Z_0^> \int \mathcal{D}\phi^< \mathcal{D}\theta^< e^{-S_0^<} e^{-\langle S_U \rangle} + \mathcal{O}(S_i^3), \quad (\text{B6})$$

where

$$\langle S_U \rangle = \langle S_1 \rangle - \frac{1}{2} (\langle S_1^2 \rangle - \langle S_1 \rangle^2), \quad (\text{B7})$$

and

$$\begin{aligned}\langle \cdots \rangle &= \frac{1}{Z_0^>} \int \mathcal{D}\phi^> \mathcal{D}\theta^> \cdots e^{-S_0^>}, \\ S_0^< &= \frac{1}{2\beta L_z} \sum_{a,j} \sum_{i\omega_n} \sum_{|k_z| < \Lambda'} \cdots, \\ S_0^> &= \frac{1}{2\beta L_z} \sum_{a,j} \sum_{i\omega_n} \sum_{\Lambda' < |k_z| < \Lambda} \cdots,\end{aligned}$$

with $Z_0^> = \langle 1 \rangle_>$. “ \cdots ” in the right hand sides of $S_0^{< / >}$ is a Fourier transform of the integrand in Eq. (B2). The first term in Eq. (B7) gives a tree-level renormalization to the interchain interactions, while the second term gives a one-loop level renormalization.

1. tree-level renormalization

$\langle S_1 \rangle_>$ in Eq. (B7) gives the tree-level renormalization to the interchain interactions;

$$\left\langle \int_0^\beta H_{u,2} d\tau \right\rangle_> = \frac{1}{2} \int d^2\mathbf{r} \sum_{j,m} \sum_{\epsilon=\pm} \sum_{\eta=\pm} M_{j-m}^{(2)} \sigma_j^\eta \tau_m^\eta e^{i\epsilon M_{jm}^{\eta,<}(\mathbf{r})} e^{-\frac{1}{2} \langle M_{jm}^{\eta,>}(\mathbf{r})^2 \rangle_>} \quad (\text{B8})$$

$$\begin{aligned}\left\langle \int_0^\beta H_{b,2} d\tau \right\rangle_> &= \frac{1}{2} \int d^2\mathbf{r} \sum_{j \neq m} \sum_{\epsilon=\pm} \sum_{\eta=\pm} \left\{ H_{j-m}^{(2)} \sigma_j^\eta \sigma_m^\eta e^{i\epsilon H_{jm}^{\eta,<}(\mathbf{r})} e^{-\frac{1}{2} \langle H_{jm}^{\eta,>}(\mathbf{r})^2 \rangle_>} \right. \\ &\quad \left. + \bar{H}_{j-m}^{(2)} \tau_j^\eta \tau_m^\eta e^{i\epsilon \bar{H}_{jm}^{\eta,<}(\mathbf{r})} e^{-\frac{1}{2} \langle \bar{H}_{jm}^{\eta,>}(\mathbf{r})^2 \rangle_>} \right\} \quad (\text{B9})\end{aligned}$$

where

$$\begin{aligned}M_{jm}^\eta(\mathbf{r}) &\equiv Q_{\eta,j}^{23}(\mathbf{r}) + Q_{\eta,m}^{14}(\mathbf{r}), \\ H_{jm}^\eta(\mathbf{r}) &\equiv Q_{\eta,j}^{23}(\mathbf{r}) - Q_{\eta,m}^{23}(\mathbf{r}), \\ \bar{H}_{jm}^\eta(\mathbf{r}) &\equiv Q_{\eta,j}^{14}(\mathbf{r}) - Q_{\eta,m}^{14}(\mathbf{r}),\end{aligned}$$

and

$$\begin{aligned}\sigma_j^+ &\equiv \sigma_{3\bar{2},j}, \quad \sigma_j^- \equiv \sigma_{\bar{3}2,j}, \\ \tau_j^+ &\equiv \sigma_{4\bar{1},j}, \quad \tau_j^- \equiv \sigma_{\bar{4}1,j}.\end{aligned}$$

As the leading order in the infinitesimally small $\ln b$, we obtain,

$$\begin{aligned}\langle M_{jm}^{\eta,>}(\mathbf{r})^2 \rangle_> &= \sum_{a=1,2,3,4} \frac{1}{2} \left(K_a + \frac{1}{K_a} \right) \coth \frac{\beta u_a \Lambda}{2} \ln b, \\ \langle H_{jm}^{\eta,>}(\mathbf{r})^2 \rangle_> &= 2 \sum_{a=2,3} \frac{1}{2} \left(K_a + \frac{1}{K_a} \right) \coth \frac{\beta u_a \Lambda}{2} \ln b, \\ \langle \bar{H}_{jm}^{\eta,>}(\mathbf{r})^2 \rangle_> &= 2 \sum_{a=1,4} \frac{1}{2} \left(K_a + \frac{1}{K_a} \right) \coth \frac{\beta u_a \Lambda}{2} \ln b,\end{aligned}$$

This leads to the tree-level RG equation as

$$\begin{aligned}\frac{dM_{j-m}^{(2)}}{d \ln b} &= \left[2 - \frac{1}{4} \sum_{a=1,2,3,4} \left(K_a + \frac{1}{K_a} \right) \coth \frac{u_a \Lambda}{2T} \right] M_{j-m}^{(2)}, \\ \frac{dH_{j-m}^{(2)}}{d \ln b} &= \left[2 - \frac{1}{2} \sum_{a=2,3} \left(K_a + \frac{1}{K_a} \right) \coth \frac{u_a \Lambda}{2T} \right] H_{j-m}^{(2)}, \\ \frac{d\bar{H}_{j-m}^{(2)}}{d \ln b} &= \left[2 - \frac{1}{2} \sum_{a=1,4} \left(K_a + \frac{1}{K_a} \right) \coth \frac{u_a \Lambda}{2T} \right] \bar{H}_{j-m}^{(2)}.\end{aligned}$$

2. one-loop level renormalization

$\langle S_1^2 \rangle_{>,c} \equiv \langle S_1^2 \rangle_> - \langle S_1 \rangle_>^2$ in Eq. (B7) gives the one-loop level renormalization to the interchain interactions. The one-loop renormalization comprises of products between different interactions;

$$\begin{aligned}S_1 &= S_M + S_H + S_{\bar{H}} + \cdots, \\ S_1^2 &= S_M^2 + S_H^2 + S_{\bar{H}}^2 \\ &\quad + 2S_M S_H + 2S_M S_{\bar{H}} + 2S_H S_{\bar{H}} + \cdots, \quad (\text{B10})\end{aligned}$$

where S_M , S_H and $S_{\bar{H}}$ are defined as follows,

$$\begin{aligned}S_I &\equiv \frac{1}{2} \int d^2\mathbf{r} \sum_{j \neq m} \sum_{\epsilon=\pm} \sum_{\eta=\pm} I_{j-m}^{(2)}(\cdots)_j^\eta (\cdots)_m^\eta e^{i\epsilon I_{jm}^{\eta,<}(\mathbf{r})} e^{i\epsilon I_{jm}^{\eta,>}(\mathbf{r})}, \quad (\text{B11})\end{aligned}$$

with $I = M, H, \bar{H}$. The products of two interaction terms take forms of

$$\begin{aligned}\langle S_I S_J \rangle_{>,c} &= \frac{1}{4} \int d^2\mathbf{r} \int d^2\mathbf{r}' \sum_{i \neq j} \sum_{m \neq n} \sum_{\epsilon, \epsilon', \eta, \eta'} I_{i-j}^{(2)} J_{m-n}^{(2)} \\ &\quad (\cdots)_i^\eta (\cdots)_j^\eta (\cdots)_m^{\eta'} (\cdots)_n^{\eta'} \langle e^{i\epsilon I_{ij}^{\eta,<}(\mathbf{r})} e^{i\epsilon' J_{mn}^{\eta',<}(\mathbf{r}')} \rangle_{>,c} \quad (\text{B12})\end{aligned}$$

where $\langle AB \rangle_{>,c} \equiv \langle AB \rangle_> - \langle A \rangle_> \langle B \rangle_>$. When $i \neq m, n$ and $j \neq m, n$ in Eq. (B12), the right hand side vanishes identically. The terms with $i = m$ and $j = n$ or those with $i = n$ and $j = m$ are negligibly smaller than the others in the larger L_x limit. We thus consider only those terms in Eq. (B12) with $i = m, n$ and $j \neq m, n$ and/or those terms with $i \neq m, n$ and $j = m, n$.

The one-loop renormalization in Eq. (B12) generates S_M , S_H and $S_{\bar{H}}$ as well as other types of cosine terms. Nonetheless, tree-level scaling dimensions of all the other cosine terms thus generated are negatively much larger than those of S_M , S_H and $S_{\bar{H}}$. Namely, they are much more irrelevant than S_M , S_H and $S_{\bar{H}}$ at the tree-level renormalization group flow. Thus, we only keep those terms in Eq. (B12) that generate S_M , S_H and $S_{\bar{H}}$. S_M^2 with $\epsilon = -\epsilon'$, $\eta = \eta'$ and $i = m$ (or $j = n$) generates $S_{\bar{H}}$ (or S_H) respectively. S_H^2 ($S_{\bar{H}}^2$) with $\epsilon = -\epsilon'$, $\eta = \eta'$, and $i = m$ or $j = n$ or with $\epsilon = \epsilon'$, $\eta = \eta'$, and $i = n$ or $j = m$ generates S_H ($S_{\bar{H}}$) respectively. $S_M S_H$ ($S_M S_{\bar{H}}$)

with $\epsilon = \epsilon'$, $\eta = \eta'$, and $i = n$ ($j = n$) or with $\epsilon = -\epsilon'$, $\eta = \eta'$, and $i = m$ ($j = m$) generates S_M . $S_H S_{\bar{H}}$ does not generate any of S_M , S_H and $S_{\bar{H}}$. In the following, we only demonstrate how S_M^2 generates $S_{\bar{H}}$.

With $\epsilon = -\epsilon'$, $\eta = \eta'$ and $i = m$, Eq. (B12) with $I = J = M$ reduces to

$$\begin{aligned} \langle S_M^2 \rangle_{>,c} &= \frac{1}{4} \int d^2 \mathbf{r} \int d^2 \mathbf{r}' \sum_{j,n}^{j \neq n} \sum_{i=m} \sum_{\epsilon,\eta} \tau_j^\eta \tau_n^\eta M_{i-j}^{(2)} M_{i-n}^{(2)} \\ &\quad e^{i\epsilon(M_{ij}^{\eta,<}(\mathbf{r}) - M_{in}^{\eta,<}(\mathbf{r}'))} \langle e^{i\epsilon M_{ij}^{\eta,>}(\mathbf{r})} e^{-i\epsilon M_{in}^{\eta,>}(\mathbf{r}')} \rangle_{>,c} \\ &= \frac{1}{2} \int d^2 \mathbf{r} \int d^2 \mathbf{r}' \sum_{j,n}^{j \neq n} \sum_{i=m} \sum_{\epsilon,\eta} \tau_j^\eta \tau_n^\eta M_{i-j}^{(2)} M_{i-n}^{(2)} \\ &\quad \cos [M_{ij}^{\eta,<}(\mathbf{r}) - M_{in}^{\eta,<}(\mathbf{r}')] \langle M_{ij}^{\eta,>}(\mathbf{r}) M_{in}^{\eta,>}(\mathbf{r}') \rangle_{>} \end{aligned} \quad (\text{B13})$$

where

$$\begin{aligned} \cos [M_{ij}^{\eta,<}(\mathbf{r}) - M_{in}^{\eta,<}(\mathbf{r}')] &= \\ \cos [Q_{\eta,j}^{14,<}(\mathbf{r}) - Q_{\eta,n}^{14,<}(\mathbf{r}')] \cos [Q_{\eta,i}^{23,<}(\mathbf{r}) - Q_{\eta,i}^{23,<}(\mathbf{r}')] \\ - \sin [Q_{\eta,j}^{14,<}(\mathbf{r}) - Q_{\eta,n}^{14,<}(\mathbf{r}')] \sin [Q_{\eta,i}^{23,<}(\mathbf{r}) - Q_{\eta,i}^{23,<}(\mathbf{r}')] \end{aligned} \quad (\text{B14})$$

The largest part of the contribution comes from $\mathbf{r} = \mathbf{r}'$. In this case, the second term in Eq. (B14) vanishes (see the next subsection for a justification of this approximation). For the first term with $j \neq n$, we replace $\cos[Q_{\eta,i}^{23,<}(\mathbf{r}) - Q_{\eta,i}^{23,<}(\mathbf{r}')] by its normal ordering with use of a formula $\cos \Phi =: \cos \Phi : \exp[-\langle \Phi^2 \rangle / 2]$ [34, 43]. Within the normal order, we employ a Taylor expansion with respect to small $\mathbf{r}' - \mathbf{r}$. At the leading order expansion, Eq. (B14) becomes$

$$\begin{aligned} \cos [M_{ij}^{\eta,<}(\mathbf{r}) - M_{in}^{\eta,<}(\mathbf{r}')] &\simeq \\ \cos [Q_{\eta,j}^{14,<}(\mathbf{r}) - Q_{\eta,n}^{14,<}(\mathbf{r}')] &e^{-\frac{1}{2} \langle (Q_{\eta,i}^{23,<}(\mathbf{r}) - Q_{\eta,i}^{23,<}(\mathbf{r}'))^2 \rangle_{<}} \end{aligned} \quad (\text{B15})$$

Thereby, we have

$$\begin{aligned} \langle S_M^2 \rangle_{>,c} &= \int d^2 \mathbf{r} \sum_{j,n}^{j \neq n} \sum_{\epsilon,\eta} \tau_j^\eta \tau_n^\eta \cos [\bar{H}_{jn}^{\eta,<}(\mathbf{r})] \\ &\quad \times C_{23} \sum_i M_{i-j}^{(2)} M_{i-n}^{(2)} \ln b, \end{aligned} \quad (\text{B16})$$

where

$$\begin{aligned} C_{cd} \ln b &\equiv \\ \frac{1}{2} \int d\mathbf{r}' e^{-\frac{1}{2} \langle (Q_{\eta,i}^{cd,<}(\mathbf{r}) - Q_{\eta,i}^{cd,<}(\mathbf{r}'))^2 \rangle_{<}} &\langle Q_{\eta,i}^{cd,>}(\mathbf{r}) Q_{\eta,i}^{cd,>}(\mathbf{r}') \rangle_{>}, \end{aligned} \quad (\text{B17})$$

with $c, d = 1, 2, 3, 4$. Note that the integrand in Eq. (B17) is short-ranged in $\mathbf{r} - \mathbf{r}'$ and C_{cd} is a positive definite real-valued quantity (see the next subsection). Eq. (B16)

in combination with Eqs (B7,B10) dictates that $\bar{H}_{j-n}^{(2)}$ acquires the following one-loop renormalization,

$$\frac{d\bar{H}_{j-n}^{(2)}}{d \ln b} = \dots - \frac{C_{23}}{2} \sum_i M_{i-j}^{(2)} M_{i-n}^{(2)} + \dots \quad (\text{B18})$$

Since $M_{i-j}^{(2)} = M_{j-i}^{(2)}$, this is nothing but the first term of the one-loop renormalization in Eq. (33). Similarly, one can show all the other terms of the one-loop renormalizations in Eqs. (31,32,33). A factor “4” in the second term of the one-loop renormalization in Eq. (33) is due to the four distinct contributions to $S_{\bar{H}}$ from $S_{\bar{H}}^2$; (i) $\epsilon = -\epsilon'$, $\eta = \eta'$, $i = m$, (ii) $\epsilon = -\epsilon'$, $\eta = \eta'$, $j = n$, (iii) $\epsilon = \epsilon'$, $\eta = \eta'$, $i = n$, (iv) $\epsilon = \epsilon'$, $\eta = \eta'$, $j = m$ in Eq. (B12). Likewise, $2S_M S_H$ ($2S_M S_{\bar{H}}$) has two distinct contributions to S_M , giving rise to the first (second) term of the one-loop renormalization in Eq. (31); (i) $\epsilon = \epsilon'$, $\eta = \eta'$, $i = n$ ($j = n$), (ii) $\epsilon = -\epsilon'$, $\eta = \eta'$, $i = m$ ($j = m$) in Eq. (B12). This completes the derivation of Eqs. (31,32,33).

3. evaluation of C_{cd}

C_{ab} is defined in Eq. (B17). Let us first calculate the integrand in Eq. (B17);

$$\begin{aligned} \langle Q_{\eta,i}^{ab,>}(\mathbf{r}) Q_{\eta,i}^{ab,>}(\mathbf{r}') \rangle_{>} &= \\ \frac{1}{(\beta L_z)^2} \sum_{\Lambda' < |k_z| < \Lambda} \sum_{i\omega_n} e^{i\mathbf{q}(\mathbf{r}-\mathbf{r}')} \langle Q_{\eta,i}^{ab,>}(\mathbf{q})^* Q_{\eta,i}^{ab,>}(\mathbf{q}) \rangle_{>}, \\ \langle (Q_{\eta,i}^{ab,<}(\mathbf{r}) - Q_{\eta,i}^{ab,<}(\mathbf{r}'))^2 \rangle_{<} &= \\ \frac{1}{(\beta L_z)^2} \sum_{|k_z| < \Lambda'} \sum_{i\omega_n} 2(1 - e^{i\mathbf{q}(\mathbf{r}-\mathbf{r}')} \langle Q_{\eta,i}^{ab,<}(\mathbf{q})^* Q_{\eta,i}^{ab,<}(\mathbf{q}) \rangle_{<}, \end{aligned}$$

where

$$\begin{aligned} \langle Q_{\eta,i}^{ab,> / <}(\mathbf{q})^* Q_{\eta,i}^{ab,> / <}(\mathbf{q}) \rangle_{> / <} &= \\ \sum_{c=a,b} \left\{ \langle \phi_{c,i}^*(\mathbf{q}) \phi_{c,i}(\mathbf{q}) \rangle_{> / <} + \langle \theta_{c,i}^*(\mathbf{q}) \theta_{c,i}(\mathbf{q}) \rangle_{> / <} \right. \\ &\quad \left. + \eta(-1)^c (\langle \phi_{c,i}^*(\mathbf{q}) \theta_{c,i}(\mathbf{q}) \rangle_{> / <} + \langle \theta_{c,i}^*(\mathbf{q}) \phi_{c,i}(\mathbf{q}) \rangle_{> / <}) \right\}. \end{aligned} \quad (\text{B19})$$

with $(-1)^a = 1$ and $(-1)^b = -1$. We used Fourier transform in Eq. (B4). The gaussian integrals over the fast/slow modes lead to

$$\begin{aligned} \langle \phi_{c,i}^*(\mathbf{q}) \phi_{c,i}(\mathbf{q}) \rangle_{> / <} &= \frac{\beta L_z \pi u_c K_c}{u_c^2 k_z^2 + \omega_n^2}, \\ \langle \theta_{c,i}^*(\mathbf{q}) \theta_{c,i}(\mathbf{q}) \rangle_{> / <} &= \frac{\beta L_z \pi u_c K_c^{-1}}{u_c^2 k_z^2 + \omega_n^2}, \\ \langle \phi_{c,i}^*(\mathbf{q}) \theta_{c,i}(\mathbf{q}) \rangle_{> / <} &= -\frac{\beta L_z i \pi \omega_n}{k_z (u_c^2 k_z^2 + \omega_n^2)}. \end{aligned}$$

Accordingly, we have

$$\begin{aligned}
\langle Q_{\eta,i}^{ab,>}(\mathbf{r}) Q_{\eta,i}^{ab,>}(\mathbf{r}') \rangle &= \frac{1}{2} \sum_{c=a,b} (K_c + K_c^{-1}) M_c(\mathbf{r} - \mathbf{r}') \\
&+ \sum_{c=a,b} \eta(-1)^c F'_{2,c}(\mathbf{r} - \mathbf{r}'), \\
\langle (Q_{\eta,i}^{ab,<}(\mathbf{r}) - Q_{\eta,i}^{ab,<}(\mathbf{r}'))^2 \rangle &= \frac{1}{2} \sum_{c=a,b} (K_c + K_c^{-1}) F_{1,c}(\mathbf{r} - \mathbf{r}') \\
&+ \sum_{c=a,b} \eta(-1)^c F_{2,c}(\mathbf{r} - \mathbf{r}'), \quad (\text{B20})
\end{aligned}$$

with

$$\begin{aligned}
M_c(\mathbf{r}) &\equiv \int_{\Lambda' < |k_z| < \Lambda} dk_z \frac{1}{\beta} \sum_{i\omega_n} \frac{u_c e^{i\mathbf{q}\mathbf{r}}}{\omega_n^2 + u_c^2 k_z^2} \\
&= \cos(\Lambda z) e^{-u_c \Lambda |\tau|} \ln b, \\
F'_{2,c}(\mathbf{r}) &\equiv - \int_{\Lambda' < |k_z| < \Lambda} dk_z \frac{1}{\beta} \sum_{i\omega_n} \frac{i\omega_n}{k_z} \frac{e^{i\mathbf{q}\mathbf{r}}}{\omega_n^2 + u_c^2 k_z^2} \\
&= -i \operatorname{sgn}(\tau) \sin(\Lambda z) e^{-u_c \Lambda |\tau|} \ln b, \\
F_{1,c}(\mathbf{r}) &\equiv \int_{|k_z| < \Lambda'} dk_z \frac{1}{\beta} \sum_{i\omega_n} \frac{2(1 - \cos(\mathbf{q}\mathbf{r})) u_c}{\omega_n^2 + u_c^2 k_z^2} \\
&= \log[(x^2 + y_c^2)/\alpha^2], \\
F_{2,c}(\mathbf{r}) &\equiv \int_{|k_z| < \Lambda'} dk_z \frac{1}{\beta} \sum_{i\omega_n} \frac{i\omega_n}{k_z} \frac{2 \cdot e^{i\mathbf{q}\mathbf{r}}}{\omega_n^2 + u_c^2 k_z^2} \\
&= 2i \operatorname{Arg}[y_c + ix] \equiv 2i\theta_c(\mathbf{r}),
\end{aligned}$$

and $y_c \equiv u_c \tau + \alpha \operatorname{sgn}(\tau)$. In the right hand side, $M_c(\mathbf{r})$, $F'_{2,c}(\mathbf{r})$, $F_{1,c}(\mathbf{r})$ and $F_{2,c}(\mathbf{r})$ are evaluated at the zero temperature. Substituting these into Eq. (B17), we obtain C_{ab} at $T = 0$ as,

$$\begin{aligned}
C_{ab,T=0} &= \sum_{c=a,b} \int_{-\infty}^{\infty} d\tau \int_{-\infty}^{\infty} dz \left(\frac{\alpha^2}{z^2 + y_a^2} \right)^{\lambda_a} \left(\frac{\alpha^2}{z^2 + y_b^2} \right)^{\lambda_b} \\
&\quad e^{-u_c \Lambda |\tau|} \left\{ \lambda_c \cos(\Lambda z) \cos(\Delta_{ab}(\mathbf{r})) \right. \\
&\quad \left. + \frac{\eta}{2} (-1)^c \sin(\Lambda z) \operatorname{sgn}(\tau) \sin(\Delta_{ab}(\mathbf{r})) \right\} \\
&\simeq \sum_{c=a,b} \lambda_c \int_{-\infty}^{\infty} d\tau e^{-u_c \Lambda |\tau|} \int_{-\infty}^{\infty} dz \\
&\quad \left(\frac{\alpha^2}{z^2 + y_a^2} \right)^{\lambda_a} \left(\frac{\alpha^2}{z^2 + y_b^2} \right)^{\lambda_b} \cos(\Lambda z), \quad (\text{B21})
\end{aligned}$$

with $y_c^2 \equiv (u_c |\tau| + \alpha)^2$, $\lambda_a \equiv \frac{1}{4}(K_a + K_a^{-1})$ and $\Delta_{ab}(\mathbf{r}) \equiv \theta_a(\mathbf{r}) - \theta_b(\mathbf{r})$. The integrand in the first line is short-ranged in \mathbf{r} , justifying a posteriori the approximations made in Eqs. (B14,B15). Based on the same spirit, we approximate $\Delta_{ab}(\mathbf{r})$ by zero, to obtain the second line.

C_{ab} is positive definite. One can show this by carrying out the z -integral formally,

$$C_{ab,T=0} = \sum_{c=a,b} \lambda_c \int_{-\infty}^{\infty} d\tau G(\tau) e^{-u_c \Lambda |\tau|}, \quad (\text{B22})$$

and

$$G(\tau) \equiv \int_{-\infty}^{\infty} d\xi F_a(\xi; \tau) F_b(\Lambda - \xi; \tau) d\xi, \quad (\text{B23})$$

$$\begin{aligned}
F_a(\xi; \tau) &\equiv \int_{-\infty}^{\infty} dz e^{i\xi z} \left(\frac{\alpha^2}{z^2 + y_a^2} \right)^{\lambda_a}, \\
&= 2\sqrt{\pi} \alpha^{2\lambda_a} \left(\frac{|\xi|}{2|y_a|} \right)^{\lambda_a - \frac{1}{2}} \frac{K_{\lambda_a - \frac{1}{2}}(|y_a| |\xi|)}{\Gamma(\lambda_a)}, \quad (\text{B24})
\end{aligned}$$

with the Bessel function $K_\nu(x)$ and the Gamma function $\Gamma(x)$. Since $\lambda_a > 1/2$, $F_a(\xi, \tau)$ is positive definite and so is $G(\tau)$. With Eq. (B22), this assures the positive definiteness of $C_{ab,T=0}$.

$C_{ab,T=0}$ in Eq. (B21) depends on the Luttinger parameters K_a and K_b . Nonetheless, the dependence is much weaker than that of A_{ab} in Eq. (34). One can see this, by evaluating an upper bound of $C_{ab,T=0}$,

$$\begin{aligned}
C_{ab,T=0} &< \sum_{c=a,b} \lambda_c \int dz \left(\frac{\alpha^2}{z^2 + \alpha^2} \right)^{\lambda_a + \lambda_b} \int d\tau e^{-u_c \Lambda |\tau|} \\
&= \sum_{c=a,b} \frac{\alpha \lambda_c}{\Lambda_{\mathcal{E}}} \frac{\Gamma(\frac{1}{2}) \Gamma(\lambda_a + \lambda_b - \frac{1}{2})}{\Gamma(\lambda_a + \lambda_b)} \equiv C_u.
\end{aligned}$$

$\Lambda_{\mathcal{E}}$ denotes a *finite* high-energy cutoff in the energy scale, $\Lambda_{\mathcal{E}} = \Lambda \times \max_{c=a,b}(u_c)$. When the Luttinger parameters get much smaller/larger than 1, $\lambda_a + \lambda_b \rightarrow +\infty$, the upper bound of $C_{ab,T=0}$ as well as $|A_{ab,T=0}|$ diverge;

$$\begin{aligned}
C_u &\rightarrow \frac{\alpha}{\Lambda_{\mathcal{E}}} \Gamma\left(\frac{1}{2}\right) (\lambda_a + \lambda_b)^{\frac{1}{2}}, \\
|A_{ab,T=0}| &\rightarrow 2(\lambda_a + \lambda_b). \quad (\text{B25})
\end{aligned}$$

Meanwhile, $C_{ab,T=0}/|A_{ab,T=0}|$ goes to the zero in the limit of $\lambda_a + \lambda_b \rightarrow +\infty$. For simplicity, we assume that $C_{ab,T=0}$ does not depend on the magnetic field H in the main text. A typical value of $C_{ab,T=0}$ is evaluated in a simple case with $K_a = K_b = 1$ and $u_a = u_b = u$;

$$\begin{aligned}
C_{ab,T=0,K_a,b=1,u_a,b=u} &= \int d\tau e^{-u \Lambda |\tau|} \int dz \frac{\alpha^2}{z^2 + (u|\tau| + \alpha)^2} e^{i\Lambda z} \\
&= e^{-\Lambda \alpha} \frac{2\alpha^2}{u} \int_0^{\infty} dx \frac{e^{-2\Lambda x}}{x + \alpha} = e^{\Lambda \alpha} \frac{2\alpha^2}{u} E_1(2\Lambda \alpha). \quad (\text{B26})
\end{aligned}$$

$E_1(x)$ is the exponential integral. α is a lattice constant along the z -direction while Λ is a high energy cutoff in the momentum space; $\Lambda \alpha = \mathcal{O}(1)$.

4. parameters used in Fig. 1

To obtain theoretical phase diagram at finite temperature as in Fig. 1, we solved numerically the RG equations Eqs. (38,39,40) for $H < H_0$ and Eqs.(63,64,65) for

$H_0 < H < H_1$. Thereby, a set of parameters in the RG equations are chosen in the following way.

C_{ab} has an engineering dimension of [length]/[energy]. From Eq. (B26), we set

$$C_{ab} = \frac{2\alpha}{\Lambda_{\mathcal{E}}}, \quad (\text{B27})$$

for any $a, b = 1, 2, 3, 4$. α is the lattice constant of the graphite along the c -axis, $\alpha = c_0 = 6.7\text{\AA}$. $\Lambda_{\mathcal{E}}$ is a high energy cutoff in the energy scale. We set this to be a band width of the four pockets, $\Lambda_{\mathcal{E}} = 40\text{ [meV]}$.

According to Eqs. (35,36,37), $m_{(2)}$, $h_{(2)}$, $\bar{h}_{(2)}$, $n_{(2)}$, $p_{(2)}$, and $\bar{p}_{(2)}$ have the same engineering dimension as $\tilde{g} \equiv g/\alpha^2$, where g represents an interaction strength as in Eq. (7). For initial values of $m_{(2)}$, \dots , $\bar{p}_{(2)}$ in the RG flow, we set

$$\begin{cases} (m_{(2)}, h_{(2)}, \bar{h}_{(2)}) = \tilde{g} (3, -1.25, -1.25), \\ (n_{(2)}, p_{(2)}, \bar{p}_{(2)}) = \tilde{g} (1.1, -1.25, -1.25). \end{cases} \quad (\text{B28})$$

A value of \tilde{g} is set in the following way. We consider that the interaction is from the Coulomb interaction and therefore its typical interaction energy scale is given by

$$E_{\text{int}} = \frac{e^2}{\epsilon l}. \quad (\text{B29})$$

The magnetic length l depends on the magnetic field and the relative permittivity ϵ is set to 13 for graphite. We regard that the Coulomb interaction ranges over the magnetic length in the xy plane, and ranges over the Thomas-Fermi screening length along the z direction λ_{TF} . We thus compare E_{int} with $g/(\ell^2 \lambda_{\text{TF}})$ [see Eq. (7)]. This leads to

$$\tilde{g} = \frac{g}{\alpha^2} = \frac{e}{\epsilon l} \frac{l^2}{\alpha^2} \lambda_{\text{TF}}. \quad (\text{B30})$$

The screening length along the c -axis is set to $\lambda_{\text{TF}} = c_0/\sqrt{6}$.

A_{ab} in the RG equations is given by Eq. (34). $u_c \Lambda$ in Eq. (34) ($c = 1, 2, 3, 4$) is set to the high-energy cutoff in the energy scale, $\Lambda_{\mathcal{E}} = 40\text{ [meV]}$. For the Luttinger parameters K_a in Eq. (34), we use Eq. (19). The intra-pocket forward scattering strengths in Eq. (19) are set as,

$$\begin{aligned} g_{4,a=1} &= g_{4,a=4} = \tilde{g}, \\ g_{4,a=2} &= g_{4,a=3} = \tilde{g}, \\ g_{2,a=1} &= g_{2,a=4} = \tilde{g}/1.6, \\ g_{2,a=2} &= g_{2,a=3} = \tilde{g}/1.1, \end{aligned}$$

where \tilde{g} is given in Eq. (B30). The bare Fermi velocity in Eq. (19) $v_{F,a}$ is a k_z derivative of the energy dispersion of the four pockets given in Eq. (2);

$$\begin{aligned} v_{F,a} &= \frac{\partial E_{n,\sigma}(k_z)}{\partial k_z} \Big|_{k_z=k_{F,n,\sigma}} \\ &\equiv -2\gamma_2 c_0 \sin(2\pi\xi_{n,\sigma}) \end{aligned} \quad (\text{B31})$$

with $a = (n, \sigma)$; $1 = (0, \uparrow)$, $2 = (0, \downarrow)$, $3 = (-1, \uparrow)$, and $4 = (-1, \downarrow)$. We set $2\gamma_2 = 40\text{ [meV]}$, and

$$\begin{cases} \xi_{0,\uparrow} = \frac{1}{4} - \frac{H}{200[\text{T}]}, \\ \xi_{0,\downarrow} = \frac{1}{4} - \frac{H}{480[\text{T}]}, \\ \xi_{-1,\uparrow} = \frac{1}{4} + \frac{H}{480[\text{T}]}, \\ \xi_{-1,\downarrow} = \frac{1}{4} + \frac{H}{200[\text{T}]}. \end{cases} \quad (\text{B32})$$

Eq. (B32) realizes $H_0 = 50\text{ [T]}$ and $H_1 = 120\text{ [T]}$.

Appendix C: calculation of optical conductivity $\sigma_{zz}(\omega)$

In the main text, we describe how the longitudinal optical conductivity along the field direction behaves in the SNEI phases as well as the metal-insulator transition points at $H = H_{c,1}$ and $H = H_{c,2}$. According to the linear response theory, the conductivity is given by a retarded correlation function between an electron polarization operator \hat{P}_z and current operator \hat{J}_z . In the bosonization language, the former is a sum of the displacement fields over the pocket index (a) and the chain index (j),

$$\hat{P}_z = -\frac{e}{\pi} \sum_j \sum_a \int dz \phi_{a,j}(z). \quad (\text{C1})$$

The latter is a sum of the current density fields,

$$\hat{J}_z = \frac{e}{\pi} \sum_j \sum_a u_a K_a \int dz \partial_z \theta_{a,j}(z). \quad (\text{C2})$$

The correlation function is calculated with respect to a mean field action for the SNEI phases. For the mean field action, we employ a Gaussian approximation for $H_{u,2}$ and $H'_{u,2}$, to replace their cosine terms by proper quadratic terms,

$$\begin{aligned} H_{u,2} &\simeq \sum_{j,m} M_{j-m}^{(2)} \int dz \left\{ (\phi_{2,j} + \phi_{3,j} + \phi_{1,m} + \phi_{4,m})^2 \right. \\ &\quad \left. + (\theta_{2,j} - \theta_{3,j} + \theta_{1,m} - \theta_{4,m})^2 \right\} \\ H'_{u,2} &\simeq \frac{1}{2} \sum_{j,m} N_{j-m}^{(2)} \int dz \left\{ (\phi_{2,j} + \phi_{3,j} + \phi_{2,m} + \phi_{3,m})^2 \right. \\ &\quad \left. + (\theta_{2,j} - \theta_{3,j} - \theta_{2,m} + \theta_{3,m})^2 \right\}. \end{aligned}$$

This in combination with H_0 in Eq. (17), gives a gaussian ('mean-field') action that takes a form of

$$\mathcal{S}_{\text{MF}} = \frac{1}{2\beta L_z N} \sum_{\mathbf{K}} (\vec{\phi}_{\mathbf{K}}^\dagger \quad \vec{\theta}_{\mathbf{K}}^\dagger) [\mathbf{M}_{0,\mathbf{K}}] \begin{pmatrix} \vec{\phi}_{\mathbf{K}} \\ \vec{\theta}_{\mathbf{K}} \end{pmatrix}, \quad (\text{C3})$$

with $\mathbf{K} \equiv (k_z, k, i\omega_n)$. The Fourier transform is taken with respect to the spatial coordinate z , imaginary time τ and the chain index j ($y_j \equiv 2\pi l^2 j/L_x$);

$$\phi_{a,j}(z, \tau) \equiv \frac{1}{\beta L_z N} \sum_{\mathbf{K}} e^{ik_z z + ik y_j - i\omega_n \tau} \phi_{a,\mathbf{K}}. \quad (\text{C4})$$

In the following, we briefly summarize how to calculate the retarded correlation function with respect to \mathcal{S}_{MF} in the SNEI-I phase with/without disorder.

For the model with two electron pockets and two hole pockets, the gaussian action is described by a 8 by 8 matrix,

$$[M_{0,\mathbf{K}}] \equiv \begin{bmatrix} \mathbf{A}_{\mathbf{K}} & \mathbf{B}_{\mathbf{K}} \\ \mathbf{C}_{\mathbf{K}} & \mathbf{D}_{\mathbf{K}} \end{bmatrix}. \quad (\text{C5})$$

$$\mathbf{A}_{\mathbf{K}} \equiv \begin{bmatrix} \frac{u_1}{\pi K_1} k_z^2 + 2M(0) & 2M(0) & 2M^*(k) & 2M^*(k) \\ 2M(0) & \frac{u_4}{\pi K_4} k_z^2 + 2M(0) & 2M^*(k) & 2M^*(k) \\ 2M(k) & 2M(k) & \frac{u_2}{\pi K_2} k_z^2 + 2M(0) & 2M(0) \\ 2M(k) & 2M(k) & 2M(0) & \frac{u_3}{\pi K_3} k_z^2 + 2M(0) \end{bmatrix}, \quad (\text{C6})$$

$$\mathbf{D}_{\mathbf{K}} \equiv \begin{bmatrix} \frac{u_1 K_1}{\pi} k_z^2 + 2M(0) & -2M(0) & 2M^*(k) & -2M^*(k) \\ -2M(0) & \frac{u_4 K_4}{\pi} k_z^2 + 2M(0) & -2M^*(k) & 2M^*(k) \\ 2M(k) & -2M(k) & \frac{u_2 K_2}{\pi} k_z^2 + 2M(0) & -2M(0) \\ -2M(k) & 2M(k) & -2M(0) & \frac{u_3 K_3}{\pi} k_z^2 + 2M(0) \end{bmatrix}, \quad (\text{C7})$$

where $M(k) \equiv \sum_j M_j^{(2)} e^{iky_j}$. The other 4 by 4 matrices $\mathbf{B}_{\mathbf{K}}$ and $\mathbf{C}_{\mathbf{K}}$ connect the four ϕ fields and the four θ fields,

$$\mathbf{B}_{\mathbf{K}} = \mathbf{C}_{\mathbf{K}} = \frac{ik_z \omega_n}{\pi} \mathbf{1}_{4 \times 4}. \quad (\text{C8})$$

$\mathbf{1}_{4 \times 4}$ stands for the 4 by 4 unit matrix.

For later convenience, we introduce a new basis with respect to the pocket index;

$$\vec{\Phi} \equiv \begin{bmatrix} \Phi_+ \\ \Phi_I \\ \Phi_{II} \\ \Phi_{III} \end{bmatrix} \equiv \frac{1}{2} \begin{bmatrix} 1 & 1 & 1 & 1 \\ 1 & 1 & -1 & -1 \\ 1 & -1 & 1 & -1 \\ 1 & -1 & -1 & 1 \end{bmatrix} \begin{bmatrix} \phi_1 \\ \phi_4 \\ \phi_2 \\ \phi_3 \end{bmatrix} \equiv \mathbf{T} \vec{\phi},$$

$$\vec{\Theta} \equiv \mathbf{T} \vec{\theta}. \quad (\text{C9})$$

In the right hand side, we omitted the subscript \mathbf{K} for the ϕ , θ , Φ and Θ fields. With the new basis, the gaussian action is given by

$$\mathcal{S}_{\text{MF}} = \frac{1}{2\beta L_z N} \sum_{\mathbf{K}} (\vec{\Phi}_{\mathbf{K}}^\dagger \quad \vec{\Theta}_{\mathbf{K}}^\dagger) [M_{c,\mathbf{K}}] \begin{pmatrix} \vec{\Phi}_{\mathbf{K}} \\ \vec{\Theta}_{\mathbf{K}} \end{pmatrix},$$

and

$$[M_{c,\mathbf{K}}] \equiv \begin{bmatrix} \mathbf{T} \mathbf{A}_{\mathbf{K}} \mathbf{T} & \mathbf{B}_{\mathbf{K}} \\ \mathbf{C}_{\mathbf{K}} & \mathbf{T} \mathbf{D}_{\mathbf{K}} \mathbf{T} \end{bmatrix}. \quad (\text{C10})$$

We consider that the total displacement field Φ_+ couples with a disorder potential through;

$$\hat{H}_{\text{imp}} = \sum_j \int dz \epsilon_j(z) \Phi_{+,j}^2(z). \quad (\text{C11})$$

A 4 by 4 matrix $\mathbf{A}_{\mathbf{K}}$ is for the displacement fields of the four pockets ϕ_a ($a = 1, 2, 3, 4$), and 4 by 4 matrix $\mathbf{D}_{\mathbf{K}}$ is for the superconducting phase fields of the four pockets θ_a ($a = 1, 2, 3, 4$). They are given by

Physically, such disorder potential $\epsilon_j(z)$ is nothing but a local fluctuation of the dielectric constant. We take a quenched average over the local fluctuation as

$$\overline{\dots} \equiv \frac{\int d\epsilon_j(z) \dots e^{-\frac{1}{g_y} \sum_j \int dz \epsilon_j^2(z)}}{\int d\epsilon_j(z) e^{-\frac{1}{g_y} \sum_j \int dz \epsilon_j^2(z)}}. \quad (\text{C12})$$

g_y stands for a disorder strength associated with spatially (but *not* temporally) fluctuating dielectric constant.

We first calculate an imaginary-time time-ordered correlation function between \hat{P}_z and \hat{J}_z , and then take an analytic continuation, $i\omega_n \rightarrow \omega + i\eta$. This gives the retarded correlation function. The real part of the retarded correlation function is nothing but the optical conductivity $\sigma_{zz}(\omega)$;

$$\sigma_{zz}(\omega) = \text{Re} \left\{ \overline{\sigma_{zz}(i\omega_n)} \Big|_{i\omega_n = \omega + i\eta} \right\},$$

$$\overline{\sigma_{zz}(i\omega_n)} = \vec{e}_+^T \mathbf{U}^{-1} \mathbf{T} \mathbf{Q}_{zz}^c(i\omega_n) \mathbf{T} \vec{e}_+, \quad (\text{C13})$$

with $\vec{e}_+ \equiv (1, 1, 1, 1)^T$. \mathbf{U}^{-1} and $\mathbf{Q}_{zz}^c(i\omega_n)$ ($\overline{\mathbf{Q}_{zz}^c(i\omega_n)}$ is the quenched average of $\mathbf{Q}_{zz}^c(i\omega_n)$) as well as \mathbf{T} are 4 by 4 matrices,

$$\mathbf{U}^{-1} \equiv \begin{bmatrix} u_1 K_1 & & & \\ & u_4 K_4 & & \\ & & u_2 K_2 & \\ & & & u_3 K_3 \end{bmatrix}. \quad (\text{C14})$$

$\mathbf{Q}_{zz}^c(i\omega_n)$ is a Fourier transform of the imaginary-time time-ordered correlation function between four Φ fields

and four Θ fields,

$$\begin{aligned} \mathcal{Q}_{zz}^c(i\omega_n) &= \int_0^\beta d\tau \mathcal{Q}_{zz}^c(\tau) e^{i\omega_n \tau}, \\ [\mathcal{Q}_{zz}^c(\tau)]_{\alpha\beta} &\equiv \frac{e^2}{\pi^2 V} \sum_{j,m} \int dz \int dz' [\mathbf{R}_{jm}^c(\tau, z|0, z')]_{\alpha\beta}, \\ [\mathbf{R}_{jm}^c(\tau, z|0, z')]_{\alpha\beta} &\equiv \frac{\int d\vec{\Phi} d\vec{\Theta} e^{-S_{\text{MF}}} \partial_z \Theta_{\alpha,j}(z, \tau) \Phi_{\beta,m}(z, 0)}{\int d\vec{\Phi} d\vec{\Theta} e^{-S_{\text{MF}}}}, \end{aligned} \quad (\text{C15})$$

with $\alpha, \beta = +, I, II, III$ and the chain index $j, m = 1, \dots, S/(2\pi l^2)$.

With use of a Born approximation [24], we can take the quenched average of $\mathcal{Q}_{zz}^c(i\omega_n)$,

$$\begin{aligned} \overline{\mathcal{Q}_{zz}^c(-i\omega_n)}^T &= \frac{2e^2}{\pi^2 V} \sum_m \int dz'' \sum_{\mathbf{k}} e^{-ik_z z'' - ik_y m} (-ik_z) \\ &\quad \left[\mathbf{1}_{4 \times 4} - [\mathbf{M}_{c,\mathbf{K}}^{-1}]_{\Phi\Phi} [\mathbf{P}(i\omega_n)] \right]^{-1} [\mathbf{M}_{c,\mathbf{K}}^{-1}]_{\Phi\Theta}, \end{aligned} \quad (\text{C16})$$

where $[\mathbf{M}_{c,\mathbf{K}}^{-1}]_{\Phi\Phi}$, $[\mathbf{M}_{c,\mathbf{K}}^{-1}]_{\Phi\Theta}$, and $[\mathbf{P}(i\omega_n)]$ are 4 by 4 matrices. $[\mathbf{M}_{c,\mathbf{K}}^{-1}]_{\Phi\Phi}$ and $[\mathbf{M}_{c,\mathbf{K}}^{-1}]_{\Phi\Theta}$ are 4 by 4 blocks of an inverse of the 8 by 8 matrix $[\mathbf{M}_{c,\mathbf{K}}]$ that connects Φ and Φ and that connects ϕ and Θ respectively;

$$[\mathbf{M}_{c,\mathbf{K}}^{-1}]_{\Phi\Phi} \equiv \mathbf{T} (\mathbf{A} - \mathbf{B}\mathbf{D}^{-1}\mathbf{C})^{-1} \mathbf{T}, \quad (\text{C17})$$

$$[\mathbf{M}_{c,\mathbf{K}}^{-1}]_{\Phi\Theta} \equiv \mathbf{T} (\mathbf{A} - \mathbf{B}\mathbf{D}^{-1}\mathbf{C})^{-1} \mathbf{B}\mathbf{D}^{-1} \mathbf{T}. \quad (\text{C18})$$

4 by 4 matrices \mathbf{A} , \mathbf{B} , \mathbf{C} , \mathbf{D} and \mathbf{T} in the right hand sides are given by Eqs. (C6,C7,C8,C9). $[\mathbf{P}(i\omega_n)]$ is a 4 by 4 diagonal matrix that represents an effect of the disorder,

$$[\mathbf{P}(i\omega_n)] \equiv \begin{bmatrix} g_y m(i\omega_n) & & & \\ & 0 & & \\ & & 0 & \\ & & & 0 \end{bmatrix}. \quad (\text{C19})$$

$m(i\omega_n)$ is a sum of the (Φ_+, Φ_+) -component of the inverse of the 8 by 8 matrix $[\mathbf{M}_{c,\mathbf{K}}]$ over $\mathbf{k} \equiv (k_z, k)$;

$$m(i\omega_n) \equiv \frac{2}{L_z N} \sum_{\mathbf{k}} [\mathbf{M}_{c,\mathbf{K}}^{-1}]_{\Phi_+\Phi_+}. \quad (\text{C20})$$

Note that $m(i\omega_n)$ is an even function of ω_n (see below).

One may rewrite Eq. (C16) into

$$\begin{aligned} \overline{\mathcal{Q}_{zz}^c(-i\omega_n)}^T &= \frac{2e^2}{\pi^2 V} \sum_m \int dz'' \sum_{\mathbf{k}} e^{-ik_z z'' - ik_y m} (-\omega_n) \\ &\quad \mathbf{T} \left[\frac{\pi^2}{k_z^2} (\mathbf{D}\mathbf{A} - \mathbf{D}\mathbf{T}\mathbf{P}\mathbf{T}) + \omega_n^2 \mathbf{1}_{4 \times 4} \right]^{-1} \mathbf{T} \\ &= -\frac{e^2 \omega_n}{\pi^2 l^2} \mathbf{T} \left[\frac{\pi^2}{k_z^2} (\mathbf{D}\mathbf{A} - \mathbf{D}\mathbf{T}\mathbf{P}\mathbf{T}) + \omega_n^2 \mathbf{1}_{4 \times 4} \right]_{|\mathbf{k}=\mathbf{0}}^{-1} \mathbf{T} \end{aligned} \quad (\text{C21})$$

From the first to the second line, we took the sum over the chain index l and the integral over z'' ;

$$\frac{1}{V} \sum_m \int dz'' e^{-ik_z z'' - ik_y m} = \frac{1}{2\pi l^2} \delta_{\mathbf{k},\mathbf{0}}^2. \quad (\text{C22})$$

Substituting Eq. (C21) into Eq. (C13), we obtain the imaginary-time optical conductivity as

$$\begin{aligned} \overline{\sigma_{zz}(i\omega_n)} &= \\ &= \frac{e^2 \omega_n}{\pi^2 l^2} \vec{e}_+^T \left[\frac{\pi^2}{k_z^2} (\mathbf{D}\mathbf{A} - \mathbf{D}\mathbf{T}\mathbf{P}\mathbf{T}) + \omega_n^2 \mathbf{1}_{4 \times 4} \right]_{|\mathbf{k}=\mathbf{0}}^{-1} \mathbf{U}^{-1} \vec{e}_+. \end{aligned} \quad (\text{C23})$$

The $\mathbf{k} = \mathbf{0}$ limit in the integrand is well-defined. To see this, use Taylor expansions of \mathbf{A} and \mathbf{D} in small k ;

$$\begin{aligned} \mathbf{A}_{\mathbf{K}} &= 2M(0)\mathbf{A}_0 + k_z^2 \mathbf{A}_1 + \mathcal{O}(k), \\ \mathbf{D}_{\mathbf{K}} &= 2M(0)\mathbf{D}_0 + k_z^2 \mathbf{D}_1 + \mathcal{O}(k), \end{aligned}$$

with

$$\mathbf{A}_0 \equiv \begin{bmatrix} 1 & 1 & 1 & 1 \\ 1 & 1 & 1 & 1 \\ 1 & 1 & 1 & 1 \\ 1 & 1 & 1 & 1 \end{bmatrix}, \quad \mathbf{D}_0 \equiv \begin{bmatrix} 1 & -1 & 1 & -1 \\ -1 & 1 & -1 & 1 \\ 1 & -1 & 1 & -1 \\ -1 & 1 & -1 & 1 \end{bmatrix},$$

and

$$\begin{aligned} \mathbf{A}_1 &\equiv \frac{1}{\pi} \begin{bmatrix} \frac{u_1}{K_1} & & & \\ & \frac{u_4}{K_4} & & \\ & & \frac{u_2}{K_2} & \\ & & & \frac{u_3}{K_3} \end{bmatrix}, \\ \mathbf{D}_1 &\equiv \frac{1}{\pi} \begin{bmatrix} u_1 K_1 & & & \\ & u_4 K_4 & & \\ & & u_2 K_2 & \\ & & & u_3 K_3 \end{bmatrix}. \end{aligned}$$

Since $\mathbf{D}_0 \mathbf{T} \mathbf{P} = \mathbf{0}$ and $\mathbf{D}_0 \mathbf{A}_0 = \mathbf{0}$, the integrand in the $\mathbf{k} = 0$ limit takes a finite value;

$$\begin{aligned} &\lim_{k_z \rightarrow 0} \lim_{k \rightarrow 0} \frac{1}{k_z^2} (\mathbf{D}_{\mathbf{K}} \mathbf{A}_{\mathbf{K}} - \mathbf{D}_{\mathbf{K}} \mathbf{T} \mathbf{P} \mathbf{T}) \\ &= 2M(0) (\mathbf{D}_0 \mathbf{A}_1 + \mathbf{D}_1 \mathbf{A}_0) - \mathbf{D}_1 \mathbf{T} \mathbf{P} \mathbf{T} \\ &= 2M(0) \mathbf{D}_0 \mathbf{A}_1 + \frac{1}{\pi} \left(2M(0) - \frac{g_y m(i\omega_n)}{4} \right) \mathbf{U}^{-1} \mathbf{A}_0. \end{aligned}$$

From the second to the last line, we used $\mathbf{T} \mathbf{P} \mathbf{T} = \frac{g_y m(i\omega_n)}{4} \mathbf{A}_0$ and $\pi \mathbf{D}_1 = \mathbf{U}^{-1}$.

The imaginary-time optical conductivity is further cal-

culated from Eq. (C23) as,

$$\begin{aligned}
\overline{\sigma_{zz}(i\omega_n)} &= \frac{e^2\omega_n}{\pi^2 l^2} \vec{e}_+^T \left[2\pi^2 M(0) \mathbf{D}_0 \mathbf{A}_1 \right. \\
&\quad \left. + \pi \left(2M(0) - \frac{g_y m(i\omega_n)}{4} \right) \mathbf{U}^{-1} \mathbf{A}_0 + \omega_n^2 \mathbf{1}_{4 \times 4} \right]^{-1} \mathbf{U}^{-1} \vec{e}_+ \\
&= \frac{e^2\omega_n}{\pi^2 l^2} \vec{e}_+^T \left[\pi \left(2M(0) - \frac{g_y m(i\omega_n)}{4} \right) \mathbf{U}^{-1} \vec{e}_+ \vec{e}_+^T \right. \\
&\quad \left. + \omega_n^2 \mathbf{1}_{4 \times 4} \right]^{-1} \mathbf{U}^{-1} \vec{e}_+, \\
&= \frac{e^2 u K}{\pi^2 l^2} \frac{\omega_n}{\omega_n^2 + \pi u K \left(2M(0) - \frac{g_y m(i\omega_n)}{4} \right)}, \quad (C24)
\end{aligned}$$

with $uK \equiv \sum_{a=1,2,3,4} u_a K_a$. From the first to the second line, we used $\mathbf{A}_0 \mathbf{D}_0 = \mathbf{0}$, $\vec{e}_+^T \mathbf{D}_0 = 0$ and $\mathbf{A}_0 = \vec{e}_+ \vec{e}_+^T$. From the second to the last line, we used $\vec{e}_+^T \mathbf{U}^{-1} \vec{e}_+ = uK$. In the clean limit ($g_y = 0$), this gives $\sigma_{zz}(\omega) = (e^2 u K) / (2\pi l^2) \delta(\omega - \omega_g)$ with $\omega_g \equiv 2\pi u K \sum_j M_j^{(2)}$ after the analytic continuation.

The effect of the disorder average is included in $m(i\omega_n)$. To see this effect in $\sigma_{zz}(\omega)$, let us take $u_1 = u_4$, $K_1 = K_4$, $u_2 = u_3$ and $K_2 = K_3$ for simplicity. With use of $M(k) = 0$ for $k \gg 1/l$ [24], we obtain the following expression for $m(i\omega_n)$,

$$m(i\omega_n) = \frac{\pi}{2} \left(\frac{K_1}{\sqrt{\omega_n^2 + \omega_1^2}} + \frac{K_2}{\sqrt{\omega_n^2 + \omega_2^2}} \right), \quad (C25)$$

with $\omega_1^2 \equiv 4\pi M(0) u_1 K_1 < 4\pi M(0) u_2 K_2 \equiv \omega_2^2$. After the analytic continuation, we finally obtain the optical conductivity as follows,

$$\sigma_{zz}(\omega) = \begin{cases} \frac{e^2 u K}{\pi l^2} \frac{|\omega_*|}{|g'(\omega_*)|} \delta(\omega - \omega_*) & 0 < \omega < \omega_1, \\ \frac{e^2 u K}{\pi^2 l^2} \frac{\omega b_1(\omega)}{a_1^2(\omega) + b_1^2(\omega)} & \omega_1 < \omega < \omega_2, \\ \frac{e^2 u K}{\pi l^2} \frac{\omega b_2(\omega)}{a_2^2(\omega) + b_2^2(\omega)} & \omega_1 < \omega_2 < \omega, \end{cases} \quad (C26)$$

where

$$\begin{aligned}
g(\omega) &= -\omega^2 + \omega_g^2 \\
&\quad - \frac{g_y}{4} \frac{\pi^2 u K}{2} \left(\frac{K_1}{\sqrt{\omega_1^2 - \omega^2}} + \frac{K_2}{\sqrt{\omega_2^2 - \omega^2}} \right),
\end{aligned}$$

and

$$\begin{aligned}
a_1(\omega) &\equiv -\omega^2 + \omega_g^2 - \frac{g_y}{4} \frac{\pi^2 u K}{2} \frac{K_2}{\sqrt{\omega_2^2 - \omega^2}}, \\
b_1(\omega) &\equiv \frac{g_y}{4} \frac{\pi^2 u K}{2} \frac{K_1}{\sqrt{\omega^2 - \omega_1^2}},
\end{aligned}$$

and

$$\begin{aligned}
a_2(\omega) &\equiv -\omega^2 + \omega_g^2, \\
b_2(\omega) &\equiv \frac{g_y}{4} \frac{\pi^2 u K}{2} \left(\frac{K_1}{\sqrt{\omega^2 - \omega_1^2}} + \frac{K_2}{\sqrt{\omega^2 - \omega_2^2}} \right).
\end{aligned}$$

Note that $\omega = \omega_*(< \omega_g)$ in Eq. (C26) is one and only one solution of $g(\omega) = 0$ within $0 < \omega < \omega_1$. The renormalized gap ω_* becomes progressively smaller, when the disorder strength increases. There exists a critical value of the disorder,

$$g_{y,c} \equiv \frac{1}{\pi^2 u K} \frac{8\omega_g^2 \omega_1 \omega_2}{K_1 \omega_2 + K_2 \omega_1}. \quad (C27)$$

When g_y approaches the critical value, the renormalized gap ω_* reduces to zero continuously. At $g_y = g_{y,c}$, the system undergoes a quantum phase transition from the SNEI-I phase ($g_y < g_{y,c}$) to a disorder-driven phase ($g_y > g_{y,c}$). To obtain Fig. 5, we use the same parameter sets as in the appendix B4. We set $u_1 = u_4$ and $u_2 = u_3$ by Eq. (18). We set g_y to be smaller than $g_{y,c}$.

Appendix D: magnetism and spin nematicity in SNEI phases

SNEI phases introduced in the main text are characterized by particle-hole pairings between $n = 0$ LL with \uparrow (\downarrow) spin and $n = -1$ LL with \downarrow (\uparrow) spins. The phases break the U(1) spin rotational symmetry around the field direction. Nonetheless, neither A -carbon site π -orbital electron spin nor B -carbon site electron spins exhibit magnetic order in the SNEI phases;

$$\begin{aligned}
\langle S_{a,+}(\mathbf{r}) \rangle &= \langle \psi_{\uparrow}^{\dagger}(\mathbf{r}, a) \psi_{\downarrow}(\mathbf{r}, a) \rangle = 0, \\
\langle S_{b,+}(\mathbf{r}) \rangle &= \langle \psi_{\uparrow}^{\dagger}(\mathbf{r}, b) \psi_{\downarrow}(\mathbf{r}, b) \rangle \\
&= \frac{1}{L_x} \sum_j \left(Y_{1,j}(y) Y_{0,j}(y) \right) \times \\
&\times \sum_{\tau=\pm} \left(c_{3,\tau,\uparrow}^* d_{3,-\tau,\downarrow} e^{-i\tau(k_{F,1} + k_{F,4})z} \langle \psi_{1,\tau,j}^{\dagger} \psi_{4,-\tau,j} \rangle \right. \\
&\quad \left. + d_{3,\tau,\uparrow}^* c_{3,-\tau,\downarrow} e^{-i\tau(k_{F,2} + k_{F,3})z} \langle \psi_{3,\tau,j}^{\dagger} \psi_{2,-\tau,j} \rangle \right) \\
&= 0, \quad (D1)
\end{aligned}$$

because

$$\begin{aligned}
&\lim_{L_x \rightarrow \infty} \frac{1}{L_x} \sum_j Y_{1,j}(y) Y_{0,j}(y) \\
&= \frac{1}{2\pi l^2} \int dy Y_{1,j}(y) Y_{0,j}(y) = 0.
\end{aligned}$$

Magnetism of the SNEI-I phase is most explicitly manifested by a long-range order of a symmetric part of a 2nd rank spin tensor composed of spin- $\frac{1}{2}$ moment of A -carbon-site π -orbital electron and that of B -carbon-site. Such 2nd rank spin tensor has two components,

$$\begin{aligned}
Q_{+-}^{ab}(\mathbf{r}) &\equiv \langle S_{a,+}(\mathbf{r}) S_{b,-}(\mathbf{r}) \rangle, \\
Q_{++}^{ab}(\mathbf{r}) &\equiv \langle S_{a,+}(\mathbf{r}) S_{b,+}(\mathbf{r}) \rangle.
\end{aligned}$$

In the SNEI-I phase, $Q_{+-}^{ab}(\mathbf{r})$ vanishes identically, while $Q_{++}^{ab}(\mathbf{r})$ exhibits both a ferro-type and a density-wave-type order;

$$\begin{aligned}
Q_{++}^{ab}(\mathbf{r}) &= \langle \psi_{\uparrow}^{\dagger}(\mathbf{r}, a) \psi_{\downarrow}(\mathbf{r}, a) \psi_{\uparrow}^{\dagger}(\mathbf{r}, b) \psi_{\downarrow}(\mathbf{r}, b) \rangle \\
&= \frac{1}{L_x} \left(\sum_j Y_{0,j}^2(y) \right) \frac{1}{L_x} \left(\sum_m Y_{0,m}^2(y) \right) \\
&\times \left\{ c_{1,+,\uparrow}^* c_{1,-,\downarrow} d_{3,-,\downarrow} d_{3,+,\uparrow}^* e^{-2i\Theta_-} \right. \\
&\quad + c_{1,-,\uparrow}^* c_{1,+,\downarrow} d_{3,+,\downarrow} d_{3,-,\uparrow}^* e^{-2i\Theta_-} \\
&\quad + c_{1,+,\uparrow}^* c_{1,+,\downarrow} d_{3,-,\downarrow} d_{3,-,\uparrow}^* e^{i\Delta K z} e^{-i2\Phi_- - 2i\Theta_-} \\
&\quad \left. + c_{1,-,\uparrow}^* c_{1,-,\downarrow} d_{3,+,\downarrow} d_{3,+,\uparrow}^* e^{-i\Delta K z} e^{i2\Phi_- - 2i\Theta_-} \right\},
\end{aligned}$$

with $\Delta K \equiv k_{F,2} + k_{F,3} - k_{F,1} - k_{F,4}$. Here we used Eqs. (41,42,43) and

$$\begin{aligned}
\langle \psi_{1,+,\uparrow}^{\dagger}(z) \psi_{4,-,m}(z) \rangle &= \delta_{jm} i \sigma_{41,m} e^{i(\phi_1 + \phi_4) + i(\theta_4 - \theta_1)}, \\
\langle \psi_{1,-,\uparrow}^{\dagger}(z) \psi_{4,+,\uparrow}(z) \rangle &= \delta_{jm} i \sigma_{41,m} e^{-i(\phi_1 + \phi_4) + i(\theta_4 - \theta_1)}, \\
\langle \psi_{2,+,\uparrow}^{\dagger}(z) \psi_{3,-,m}(z) \rangle &= \delta_{jm} i \sigma_{32,m} e^{-i(\phi_2 + \phi_3) - i(\theta_3 - \theta_2)}, \\
\langle \psi_{2,-,\uparrow}^{\dagger}(z) \psi_{3,+,\uparrow}(z) \rangle &= \delta_{jm} i \sigma_{32,m} e^{i(\phi_2 + \phi_3) - i(\theta_3 - \theta_2)}.
\end{aligned}$$

The spatial inversion symmetry generally allows

$$\begin{cases} c_{1,\pm,\uparrow}^* c_{1,\mp,\downarrow} d_{3,\mp,\downarrow} d_{3,\pm,\uparrow}^* = A, \\ c_{1,\pm,\uparrow}^* c_{1,\pm,\downarrow} d_{3,\mp,\downarrow} d_{3,\mp,\uparrow}^* = B. \end{cases} \quad (\text{D2})$$

This gives

$$Q_{++}^{ab}(\mathbf{r}) = \frac{e^{-2i\Theta_-}}{(\pi^2 l^2)^2} \left(A + B \cos(\Delta K z - 2\Phi_-) \right). \quad (\text{D3})$$

Note also that the SNEI phases could be accompanied by a long-range ordering of small magnetic moments within the xy plane. Nonetheless, the moment does exist only in those spatial regions in the unit cell where two π -orbitals of A -carbon site and B -carbon site overlap. This statement is suggested by Eq. (D1) and finite expectation values of the following two quantities in the SNEI phases;

$$\begin{aligned}
\langle \psi_{\uparrow}^{\dagger}(\mathbf{r}, a) \psi_{\downarrow}(\mathbf{r}, b) \rangle &= \frac{\sqrt{2}iC}{\pi l^2} e^{-i\Theta_-} \cos((k_{F,1} + k_{F,4})z + \Phi_-), \\
\langle \psi_{\downarrow}^{\dagger}(\mathbf{r}, a) \psi_{\uparrow}(\mathbf{r}, b) \rangle &= \frac{\sqrt{2}iD}{\pi l^2} e^{i\Theta_-} \cos((k_{F,2} + k_{F,3})z - \Phi_-),
\end{aligned}$$

with

$$\begin{aligned}
C &\equiv c_{1,\pm,\uparrow}^* d_{3,\mp,\downarrow} \langle \sigma_{14,j} \rangle \neq 0, \\
D &\equiv c_{1,\pm,\downarrow}^* d_{3,\mp,\uparrow} \langle \sigma_{23,j} \rangle \neq 0.
\end{aligned}$$

ACKNOWLEDGMENTS

RS appreciate helpful discussion with Kazuto Akiba, Masashi Tokunaga, Toshihito Osada, Gang Chen, and Yoshihiro Iwasa. This work was supported by NBRP of China Grants No. 2014CB920901, No. 2015CB921104, and No. 2017A040215.

-
- [1] S. Tanuma, R. Inaba, A. Furukawa, O. Takahashi, Y. Iye and Y. Onuki, in *Physics in High Magnetic Fields*, edited by S. Chikazumi, and N. Miura, (Springer, Berlin, 1981), p. 316.
 - [2] Y. Iye, P. M. Tedrow, G. Timp, M. Shayegan, M. S. Dresselhaus, G. Dresselhaus, A. Furukawa, and S. Tanuma, Phys. Rev. B **25**, 5478 (1982).
 - [3] H. Fukuyama, Solid State Communications, **26**, 783, (1978).
 - [4] D. Yoshioka, and H. Fukuyama, J. Phys. Soc. Japan, **50**, 275, (1981).
 - [5] Y. Iye, P. M. Berglund, and L. E. McNeil, Solid State Communications, **52**, 975 (1984).
 - [6] Y. Iye, and G. Dresselhaus, Phys. Rev. Lett. **54**, 1182 (1985).
 - [7] K. Takahashi, and Y. Takada, Physica B **201**, 384 (1994).
 - [8] Y. Takada, and H. Goto, J. Phys. Condens. Matter **10**, 11315 (1998).
 - [9] K. Sugihara, Phys. Rev. B **29**, 6722 (1984).
 - [10] Z. Tesanovic, and B. I. Halperin, Phys. Rev. B **36**, 4888 (1987).
 - [11] A. H. MacDonald and Garnett W. Bryant, Phys. Rev. Lett. **58**, 515 (1987).
 - [12] V. M. Yakovenko, Phys. Rev. B **47**, 8851 (1993).
 - [13] H. Ochimizu, T. Kakamasu, S. Takeyama, S. Sasaki, and N. Miura, Phys. Rev. B **46**, 1986 (1992).
 - [14] H. Yaguchi and J. Singleton, Phys. Rev. Lett. **81**, 5193 (1998).
 - [15] H. Yaguchi and J. Singleton, Physica B **256-258**, 621 (1998).
 - [16] H. Yaguchi, J. Singleton, and T. Iwata, Physica B **298**, 546 (2001).
 - [17] B. Fauque, D. LeBoeuf, B. Vignolle, M. Nardone, C. Proust, and K. Behnia, Phys. Rev. Lett. **110**, 266601 (2013).
 - [18] K. Akiba, A. Miyake, H. Yaguchi, A. Matsuo, K. Kindo, and M. Tokunaga, J. Phys. Soc. Japan, **84**, 054709 (2015).
 - [19] F. Arnold, A. Isidori, E. Kampert, B. Yager, M. Eschrig, and J. Saunders, Phys. Rev. Lett. **119**, 136601 (2017).
 - [20] Z. Zhu, R. D. MacDonald, A. Shekhter, B. J. Ramshaw, K. A. Modic, F. F. Balakirev, and N. Harrison, Scientific Reports, **7**, 1733 (2017).
 - [21] Y. Imry, and S. K. Ma, Phys. Rev. Lett. **35**, 1399 (1976).
 - [22] L. J. Sham, and B. R. Patton, Phys. Rev. B **13**, 3151 (1976).
 - [23] H. Fukuyama, and P. A. Lee, Phys. Rev. B **17**, 535 (1978).

- [24] . X. T. Zhang, and R. Shindou, Phys. Rev. B **95**, 205108 (2017).
- [25] S. Uji, and J. S. Brooks, and Y. Iye, Physica B **246-247**, 299 (1998).
- [26] Y. Kopelevich, B. Raquet, M. Goiran, W. Escoffier, R. daSilva, J. C. Medina Pantoja, I. A. Lukyanchuk, A. Sinchenko, and P. Morceau, Phys. Rev. Lett. **103**, 116802 (2009).
- [27] A. Kumar, J. Poumirol, W. Escoffier, M. Goiran, B. Raquet, and J. C. Pivin, J. Phys. Condens. Matter **22**, 436004 (2010).
- [28] P. R. Wallace, Phys. Rev. **71**, 622 (1947).
- [29] J. C. Slonczewski, and P. R. Weiss, Phys. Rev. **99**, 636 (A) (1955).
- [30] J. W. McClure, Phys. Rev. **108**, 612 (1957).
- [31] M. Inoue, J. Phys. Soc. Japan, **17**, 808, (1962).
- [32] G. Dresselhaus, and M. S. Dresselhaus, Phys. Rev. **140**, 401 (A) (1965).
- [33] K. Nakao, J. Phys. Soc. Japan, **40**, 761 (1976).
- [34] T. Giamarchi, *Quantum Physics in One Dimension* (Clarendon, Oxford 2003).
- [35] E. W. Fenton, Phys. Rev. **170**, 816 (1968).
- [36] D. Jerome, T. M. Rice, and W. Kohn, Phs. Rev. **158**, 462 (1967).
- [37] Z. Song, Z. Fang, and X. Dai, Phys. Rev. B **96**, 235104 (2017).
- [38] K. Matsubara, T. Tsuzuku, and K. Sugihara, Phys. Rev. B **44**, 11845 (1991).
- [39] G. Mahan, *Many-Particle Physics* Third Edition, (Kluwer Academic/Plenum Publishers, New York, 2000).
- [40] D. LeBoeuf, C. W. Rishchau, G. Seyfarth, R. Kuchler, M. Berben, S. Wiedmann, W. Tabis, M. Frachet, K. Behnia, and B. Fauque, Nature Communications, **8**, 1337 (2017).
- [41] B. I. Halperin, Phys. Rev. B **25**, 2185 (1982).
- [42] M. Buttiker, Phys. Rev. B **38**, 9375 (1988).
- [43] P. Nozieres, and F. Gallet, J. Phys. (Paris) **48**, 353 (1987).