

Universal constraint for efficiency and power of a heat engine

Yu-Han Ma,^{1,2} Dazhi Xu,^{3,2,*} Hui Dong,^{2,†} and Chang-Pu Sun^{1,2,‡}

¹Beijing Computational Science Research Center, Beijing 100193, China

²Graduate School of Chinese Academy of Engineering Physics, Beijing 100084, China

³Center for Quantum Technology Research and School of Physics,
Beijing Institute of Technology, Beijing 100081, China

The constraint relation for efficiency and power is crucial to design optimal heat engines operating within finite time. We find a universal constraint between efficiency and output power for heat engines in low-dissipation region with a phenomenological model. Such constraint is validated with an example of Carnot-like engine. Its microscopic dynamics is governed by the master equation. Based on the master equation, we connect the microscopic coupling strengths to the generic parameters in the phenomenological model. We find the usual assumption of low-dissipation is achieved with strong coupling to thermal environments. Additionally, such connection allows the design of practical cycle to optimize the engine performance.

PACS numbers: to be added later

I. INTRODUCTION

For a heat engine, efficiency and power are the two key quantities to evaluate its performance during converting heat into useful work. To achieve high efficiency, one has to operate the engine in a nearly reversible way to avoid irreversible entropy generation. Carnot cycle is an extreme example of such manner, with which the fundamental upper bound of efficiency $\eta_C = 1 - T_c/T_h$ is achieved with infinite long operation time [1]. Such long time reduces the output power, which is defined as converted work over operation time. Generally, efficiency reduces as power increase, or vice visa. Such constraint relationship between efficiency and power is critical to design optimal heat engines. Attempts on finding such constraint are initialized by Curzon and Ahlborn with a general derivation of the efficiency at the maximum power (EMP) $\eta_{CA}^{EMP} = 1 - \sqrt{T_c/T_h}$ [2–4]. The EMP of heat engine has attracted much attention and has been studied by different approaches in theory, such as Onsager relation [5–7] and stochastic thermodynamics [8, 9] with various systems [10–14]; and in experiment [15, 16]. Esposito et. al. discussed the low-dissipation Carnot heat engine by introducing the assumption that the irreversible entropy production of finite-time isothermal process is inversely proportional to time [17], and obtained a universal result of the upper and lower bounds of the EMP via optimization of the dissipation parameters.

However, a universal constraint relation between efficiency and power remains missing for low-dissipation heat engine, though several attempts have been pursued both from the macro-level [18–20] and the micro-level [21–23] with different models. In this paper, we obtain a simple constraint relation between efficiency η and out-

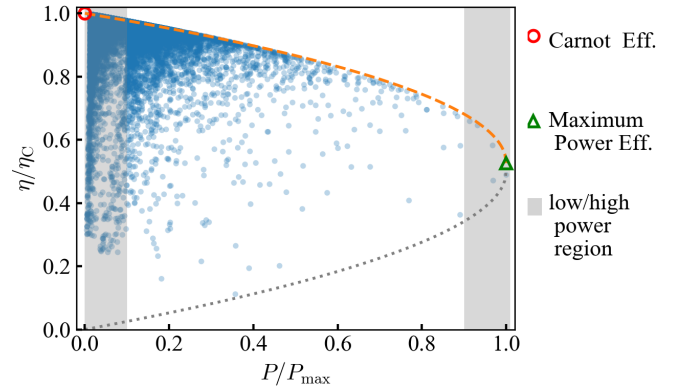


Figure 1. Constraint on normalized efficiency $\tilde{\eta} \equiv \eta/\eta_C$ and output power $\tilde{P} \equiv P/P_{\max}$. The orange curve shows the constraint relation of Eq. (1). Dots show the normalized efficiency and output power of a simple two-level atomic heat engine. The gray dotted curve shows the lower bound, which will be derived as in later discussion. The red circle denotes the Carnot efficiency η_C , the green triangle marks the maximum power efficiency obtained in Ref. [17]. The similar bound have been derived in Ref. [19] at the limited region, shown as the gray area. Our result is valid in the whole region $0 \leq \tilde{P} \leq 1$.

put power P as

$$\tilde{\eta} + \frac{(1 - \eta_C) \tilde{P}}{2(1 + \sqrt{1 - \tilde{P}}) - \eta_C \tilde{P}} \leq 1, \quad (1)$$

where $\tilde{\eta} \equiv \eta/\eta_C$ is the normalized efficiency with the Carnot efficiency and $\tilde{P} \equiv P/P_{\max}$ is the dimensionless power normalized with the maximum output power P_{\max} . In the derivation, we keep temperatures of both hot and cold baths, and cycle endpoints fixed while changing only operation time. It is straightforward to show with Eq. (1) that an engine reaches the Carnot bound $\tilde{\eta} \leq 1$ at zero output power $\tilde{P} = 0$, and the efficiency at maximum power is recovered $\tilde{\eta} \leq 1/(2 - \eta_C)$ with $\tilde{P} = 1$. Our main

* dzxu@bit.edu.cn

† hdong@gscap.ac.cn

‡ cpsun@csrc.ac.cn

result is illustrated with Fig. 1. We show the current upper bound of normalized efficiency $\tilde{\eta}$ as a function of the normalized output power \tilde{P} with given Carnot efficiency η_C . We note that similar constraint has been derived elsewhere [19], however only limited to extreme regions of low power $\tilde{P} \simeq 0$ and near maximum power $\tilde{P} \simeq 1$ for low-dissipation heat engines. In this work, the constraint is now generalized to in the whole region $0 \leq \tilde{P} \leq 1$.

To validate the constraint, we present the exact efficiency and output power of a Carnot-like heat engine with a simple two-level atom as working substance. Each point in Fig. 1 shows a particular heat engine cycle with different operation time. In this example, the evolution of engine is exactly calculated via master equation, which will be shown in the later discussion. Our model connects microscopic physical parameters in the cycle to generic parameters in many previous investigations. All points follow below our constraint curve.

II. GENERAL DERIVATION

In a finite-time heat engine cycle, we divide the heat exchange Q_x with the high ($x = h$) and low ($x = c$) temperature baths into reversible $Q_x^{(r)} = T_x \Delta S_x$ and irreversible $Q_x^{(i)} = -T_x \Delta S_x^{(i)}$ parts, namely, $Q_x = Q_x^{(r)} + Q_x^{(i)}$, where $\Delta S_x^{(i)}$ is the irreversible entropy generated. For the reversible part, we have $\Delta S_c = -\Delta S_h$. The low-dissipation assumption [17, 24–27], has been widely used in many recent studies of finite-time cycle engines, namely

$$T_x \Delta S_x^{(i)} = \frac{M_x}{t_x}, \quad (2)$$

where t_x is the corresponding operation time. M_x is determined by the temperature T_x , the coupling constant to the bath, and the cycle endpoints, however, not dependent on operation time t_x . We will show clearly its dependence on microscopic parameters in the follow example of two-level atom. The power and efficiency are obtained simply as $P = (Q_h + Q_c)/(t_h + t_c)$ and $\eta = W/Q_h$, where $W = Q_h + Q_c$ is the converted work. They can be further expressed via Eq. (2) and the fact $Q_h^{(r)} + Q_c^{(r)} = \eta_C Q_h^{(r)}$ as

$$P = \frac{\eta_C Q_h^{(r)} - \frac{M_h}{t_h} - \frac{M_c}{t_c}}{t_h + t_c}, \quad (3)$$

$$\eta = \frac{\eta_C Q_h^{(r)} - \frac{M_h}{t_h} - \frac{M_c}{t_c}}{Q_h^{(r)} - \frac{M_h}{t_h}}. \quad (4)$$

By applying the inequality $a/x + bx \geq 2\sqrt{ab}$ to Eq. (3), we obtain a simple relation between $Q_h^{(r)}$ and P as

$$\eta_C Q_h^{(r)} = P(t_h + t_c) + \frac{M_h}{t_h} + \frac{M_c}{t_c} \geq 2\sqrt{MP}, \quad (5)$$

which defines the maximum output power

$$P_{\max} \equiv \frac{(\eta_C Q_h^{(r)})^2}{4M}, \quad (6)$$

with $M = (\sqrt{M_h} + \sqrt{M_c})^2$. We remark here the inequality (5) becomes equality only when $t_{h(c)} = \sqrt{M_{h(c)}/P_{\max}}$, which directly leads to the EMP derived in Ref. [17]. The inequality (5) results in P_{\max} because it reduces the right side of the equality to its infimum and all the operation times $t_{h(c)}$ are eliminated completely. To obtain a universal constraint on efficiency and power, we should properly loose this inequality.

We notice that $f(x) = 1/x$ is a convex function for $x > 0$, and a convex function $f(x)$ defined on domain X satisfies

$$\lambda f(x_1) + (1 - \lambda)f(x_2) \geq f(\lambda x_1 + (1 - \lambda)x_2), \quad (7)$$

$\forall x_1, x_2 \in X, \forall \lambda \in [0, 1]$. With this inequality and set $\lambda = \sqrt{M_h/M}$, it is not hard to find

$$\frac{M_h}{t_h} + \frac{M_c}{t_c} \geq \frac{M}{t_c + t_h}. \quad (8)$$

Take Eq. (8) into Eq. (3), we obtain a constraint on $T \equiv t_h + t_c$ as

$$PT^2 - \eta_C Q_h^{(r)} T + (\sqrt{M_h} + \sqrt{M_c})^2 \leq 0. \quad (9)$$

Thus, the total operation time T is bounded by $T_- \leq T \leq T_+$, with

$$T_{\pm} = \frac{\eta_C Q_h^{(r)}}{2P} \left(1 \pm \sqrt{1 - \tilde{P}} \right). \quad (10)$$

Here, $\tilde{P} \equiv P/P_{\max}$ is the dimensionless power with P_{\max} given in Eq. (6).

In this work, we mainly concern the upper bound of the efficiency $\tilde{\eta}_+$ for a given power \tilde{P} and fixed engine setup, i.e., fixed $M_{h(c)}$ and $T_{h(c)}$ (lower bound $\tilde{\eta}_-$ is presented in Appendix A). The problem of finding the upper bound now becomes an optimization problem:

$$\tilde{\eta}_+ = \arg \max(\tilde{\eta}) \text{ subject to } T \leq T_+. \quad (11)$$

Because Eq. (4) is an increasing function of both t_h and t_c , the upper bound must be achieved under the condition $T = T_+$. In physics, this fact can be understood as the efficiency increases as the total operation time increases. Therefore, the solution of this optimization problem is given by the condition of unique solution of equations (4) and $t_h + t_c = T_+$. Straightforwardly, a quadratic equation of t_c can be obtained by taking $t_h + t_c = T_+$ into Eq. (4):

$$t_c^2 + \left[\frac{(1 - \tilde{\eta}\eta_C) M_h - M_c}{(1 - \tilde{\eta}) \eta_C Q_h^{(r)}} - T \right] t_c + \frac{M_c T}{(1 - \tilde{\eta}) \eta_C Q_h^{(r)}} = 0. \quad (12)$$

The requirement that the discriminant of the above equation is zero results in another quadratic equation for $\tilde{\eta}_+$, the solution of which gives the upper bound of efficiency for given power and is written explicitly as

$$\tilde{\eta}_+ = \frac{(1 + \sqrt{1 - \tilde{P}})^2}{(1 + \sqrt{1 - \tilde{P}})^2 + \left(1 - \frac{(1+\zeta)^2}{4}\eta_C\right)\tilde{P}} + \frac{(1 - \zeta^2)\tilde{P}(1 + \sqrt{1 - \tilde{P}})}{\left[\left(1 + \sqrt{1 - \tilde{P}}\right)^2 + \left(1 - \frac{(1+\zeta)^2}{4}\eta_C\right)\tilde{P}\right]^2} \times \left[1 - \sqrt{\frac{\eta_C}{2} \left(\frac{(1+\zeta)^2}{4}\eta_C - \zeta\right) \left(1 - \sqrt{1 - \tilde{P}}\right) + 1 - \eta_C - \frac{(1+\zeta)}{4}\eta_C \left(1 - \sqrt{1 - \tilde{P}}\right)}\right]. \quad (13)$$

Here, we define a dimensionless parameter

$$\zeta = \frac{\sqrt{M_h} - \sqrt{M_c}}{\sqrt{M_h} + \sqrt{M_c}} \in [-1, 1], \quad (14)$$

which characterizes the asymmetry of the dissipation with two heat baths. In the low-dissipation region, $\tilde{\eta}_+$ gives the highest efficiency when the power and the heat engine setup are assigned. This upper bound is quite tight according to the simulation results (see the Appendix A). Moreover, in a wide region of \tilde{P} this bound is attainable with properly chosen t_h and t_c , though it is not a supremum for all the \tilde{P} .

Usually, we cannot know exactly the heat engine parameters, therefore, it is useful to find a universal upper bound for all the possible ζ . As a function of ζ , the analytical proof of the monotonicity of $\tilde{\eta}_+$ is tedious. Instead, we numerically verified that $\tilde{\eta}_+$ is an increasing function in the whole parameter space (Appendix B). Thus, the overall bound is reached at $\zeta = 1$, i.e. $M_h \gg M_c$. It is represented as our main result in Eq. (1). Similar analytical result to Eq. (1) has been obtained in the cases \tilde{P} close to 0 or 1 in the low-dissipation heat engine [20], our work religiously proves this bound is valid for all the region of \tilde{P} . A formally similar bound was also obtained in tight-coupling heat engine model [18, 20]. However, the bound given in these work is not equivalent to Eq. (1). The definition of P_{\max} in tight-coupling model is different from Eq. (6) and actually depends on t_h and t_c , which can be verified by mapping the tight-coupling model back to the low-dissipation model.

To achieve the maximum efficiency at given normalized power \tilde{P} , we adjust three parameters: the operation time t_h and t_c during contacting with both hot and cold baths, and the entropy generation ratio ζ , while fixing the temperatures T_h , T_c , and the reversible heat exchange $Q_h^{(r)}$. The derivation leaves a question about adjusting ζ , namely tuning M_h and M_c . In previous discussion, M_h and M_c are phenomenological assumed without connecting to the physical parameters. In our example of two-level atomic heat engine, tuning M_x ($x = h, c$) is achieved via changing the coupling constant of heat engine to bathes. We now switch to a specific Carnot-like quantum heat engine with two-level atom.

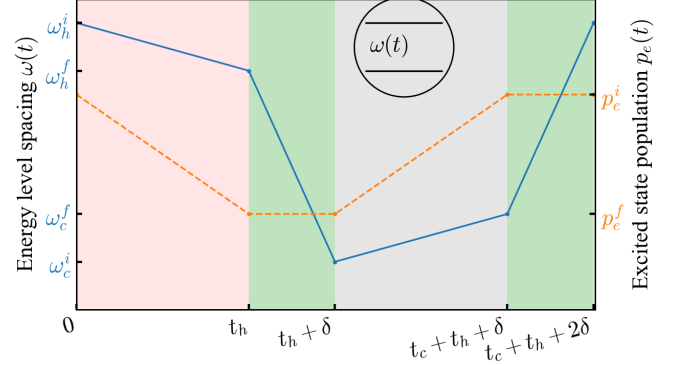


Figure 2. Carnot-like cycle with four strokes. (i) $[0 - t_h]$ quasi-isothermal process in contact with hot bath. (ii) $[t_h, t_h + \delta]$ adiabatic process. (iii) $[t_h + \delta, t_c + t_h + \delta]$ quasi-isothermal process. (iv) $[t_c + t_h + \delta, t_c + t_h + 2\delta]$ adiabatic process in contact with cold bath. The blue solid curve shows the change of energy spacing $\omega(t)$, and the orange dotted curve show the evolution of excited state population.

III. VALIDATE WITH TWO-LEVEL QUANTUM HEAT ENGINE

Quantum heat engine with two-level atom is the simplest engine to illustrate the relevant physical mechanisms [28]. Here, we design a Carnot-like cycle with two-level atom, whose energy levels (the excited state $|e\rangle$ and ground state $|g\rangle$) are tuned by the outsider agent to extract work, namely $H = \frac{1}{2}\omega(t)\sigma_z$, where $\sigma_z = |e\rangle\langle e| - |g\rangle\langle g|$ is the Pauli matrix in z-direction. The finite-time cycle consists of four strokes. Operation time per cycle is $T = t_h + t_c + 2\delta$, where t_h (t_c) is the interval of quasi-isothermal process in contact with hot (cold) bath and δ is the interval of adiabatic process. The quasi-isothermal process retains to the normal isothermal process at the limit $t_{h(c)} \rightarrow \infty$. The cycle is illustrated with Fig. 2:

(i) Quasi-isothermal process in contact with hot bath ($0 < (t \bmod T) < t_h$): The energy spacing change is linearly decreases as $\omega(t) = \omega_h^i + v_h t$, where $v_h = \epsilon_h/t_h$ is the changing speed with both ω_h^i and $\omega_h^f = \omega_h^i + \epsilon_h$ fixed. The change of energy spacing is shown as solid-blue curve in Fig. 2. The linear change of the energy spacing is one of simplest protocol.

(ii) Adiabatic process ($t_h < (t \bmod T) < t_h + \delta$): The

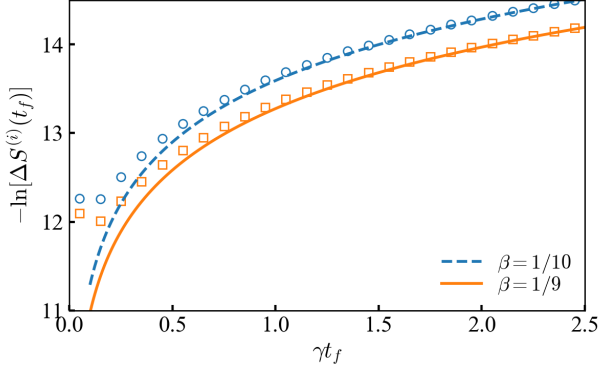


Figure 3. Irreversible entropy generation as a function of operation time at the temperature of the hot bath $\beta = 1/10$ (orange) and the cold bath $\beta = 1/9$ (blue). The points show the exact numerical results, and lines show the analytical results of the high temperature limit Eq. (16).

energy level spacing is further reduced from ω_h^f to ω_c^i , while it is isolated from any heat bath. Since there is no transition between the two energy levels, the interval δ of the adiabatic process is irrelevant of the thermodynamical quantities. In the simulation, we simply use $\delta = 0$. The heat exchange is zero, and the entropy of the system remains unchanged.

(iii) Quasi-isothermal process in contact with cold bath ($t_h + \delta < (t \bmod T) < t_h + \delta + t_c$). The process is similar to the first process, yet the energy spacing $\omega(t) = \omega_c^i + v_c(t - t_h - \delta)$ increases with speed $v_c = \epsilon_c/t_c$ and ends at $\omega_c^f = \omega_c^i + \epsilon_c$.

(iv) Adiabatic process ($t_h + \delta + t_c < (t \bmod T) < t_h + 2\delta + t_c$). The energy spacing is recovered to the initial value ω_h^i .

The two-level atom operates cyclically following the above four strokes, whose dynamics is described by the master equation

$$\frac{dp_e(t)}{dt} = -\kappa(t)p_e(t) + C(t), \quad (15)$$

where $p_e(t) \equiv \langle e | \hat{\rho}(t) | e \rangle$ is the excited state population of the density matrix $\hat{\rho}(t)$, $C(t) = \gamma(t)n[\omega(t)]$ and $\kappa(t) = \gamma(t)(2n[\omega(t)] + 1)$ with $n[\omega(t)] = 1/(\exp[\beta(t)\omega(t)] - 1)$ is the mean occupation number of bath mode with frequency $\omega(t)$. The dissipative rate $\gamma(t)$ is a piecewise function which is a constant γ_h (γ_c) during quasi-isothermal processes (i) and (iii), and zero during the two adiabatic processes. The inverse temperature $\beta(t)$ is also a piecewise function defined on quasi-isothermal processes (i) and (iii) with values β_h and β_c , respectively.

In the simulation, we have chosen an arbitrary initial state, and perform the calculation of both efficiency and output power after the engine reaches a steady state, in which the final state of stroke (iv) matches the initial state of stroke (i). Different from the textbook Carnot

cycle with isothermal process, the microscopic heat engine operates away from equilibrium in the finite-time Carnot-like cycle with the quasi-isothermal process. For infinite operation time (t_h, t_c), the current cycle recovers the normal Carnot cycle.

To get efficiency and power, we consider the heat exchange and work done in two quasi-isothermal processes. The internal energy change and work done in stroke (i) is $\Delta U_h = \text{Tr}[H(t_h)\tilde{\rho}(t_h) - H(0)\tilde{\rho}(0)]$ and $W_h = \text{Tr}[\int_0^{t_h} \frac{dH(t)}{dt} \tilde{\rho}(t) dt]$, respectively. The total heat absorbed from the hot bath is given via the first law of thermodynamics as $Q_h = \Delta U_h + W_h$. The same calculation can be carried out for Q_c in stroke (iii) with the initial and final times are substituted by $t_h + \delta$ and $t_h + \delta + t_c$. The work converted and the efficiency are defined the same as in the general discussion. In our simulation, we have fixed energy spacing of the two-level atom at the four endpoints: $\omega_h^i, \omega_h^f, \omega_c^i, \omega_c^f$.

To check the upper bound, we have generated the efficiency and output power with different operation times. Each point in Fig. 1 corresponds to a set of different operation time (t_h, t_c). In all the simulations, the operation time t_h and t_c are randomly generated. All points fall perfectly under the upper bound shown in Eq. (1).

To be comparable with the general analysis above, it is meaningful to check two key conditions: (1) low-dissipation region with $1/t$ scaling of irreversible entropy production, and (2) the value of tuning parameters ζ . To check the two conditions, we firstly need calculate the irreversible entropy generation. Here, we consider a generic quasi-isothermal process starts at $t = 0$ and end at $t = t_f$ with $\omega(t) = \omega_0 + \epsilon t/t_f$. To simplify the discussion, we remove the index h and c related to the bath. The solution to Eq. (15) is formally obtained as $p_e(t) = e^{-\int_0^t \kappa(t_1) dt_1} [p_e(0) + \int_0^t e^{\int_0^{t_1} \kappa(t_2) dt_2} C(t_1) dt_1]$, $t \in [0, t_f]$. The entropy change during the process is evaluated via von Neuman formula $S(\hat{\rho}) = -k_B \text{Tr}[\hat{\rho} \ln \hat{\rho}]$ as $\Delta S(t_f) = S(\hat{\rho}(t_f)) - S(\hat{\rho}(0))$. The irreversible entropy production in this quasi-isothermal process reads $\Delta S^{(i)} = \Delta S(t_f) - \beta Q$, where exchange Q is obtained via $Q = \Delta U + W$.

At the high temperature limit $\beta\omega(t) \ll 1$, and for $\omega_0 \gg |\epsilon|$, namely, the linear response region, the irreversible entropy production (see Appendix C) reads $\Delta S^{(i)} \approx \frac{(\beta\epsilon)^2}{4\tilde{\gamma}t_f} \left(1 - \frac{1 - e^{-\tilde{\gamma}t_f}}{\tilde{\gamma}t_f}\right)$, where $\tilde{\gamma} \equiv 2\gamma/(\beta\omega_0)$. At long-time limit $\tilde{\gamma}t_f \gg 1$, we keep only the leading term and get the normal assumption of $1/t$ behavior of entropy generation

$$\Delta S^{(i)} \approx \frac{(\beta\epsilon)^2}{4\tilde{\gamma}t_f}. \quad (16)$$

We plot the irreversible entropy generation as a function of contacting time t_f in Fig. 3. The points show the exact entropy generation by solving Eq. (15). At short time $\tilde{\gamma}t_f < 1$, the entropy deviates from the low-dissipation region. Especially, in the extremely short contact time

limit, $\lim_{t_f \rightarrow 0} \Delta S^{(i)} = (\beta\epsilon)^2/8$ is a finite quantity instead of being divergent as in $1/t$ assumption. To reach this low-dissipation limit, we need either strong coupling γ between system and bath, or long-time contacting time $t_f > 1/\tilde{\gamma}$. In the simulation, we have chosen the operation time t_h and t_c to fulfill this requirement.

Back to the example of two-level atomic Carnot-like heat engine, the parameter M_x ($x = h, c$) is simply $M_x \equiv \beta_x^2 \omega_x^i \epsilon_x^2 / (8\gamma_x)$, and γ_x is the only parameter available to the tune M_x . Therefore, the dimensionless parameter ζ for whole cycle can be tuned via γ_h and γ_c . In the simulation in Fig. 1, we have the parameters $\eta_C = 0.1$ and $\zeta = 0.5$. In this region the upper bound is very close to the one with $\zeta = 1$.

We remark that the current proof of the upper bound is based on assumption of low-dissipation. Taking the two-level atomic example, this assumption together with the microscopic expression for M_x is guaranteed in the long time limit $\gamma t_f \gg \beta|\epsilon|$ and with the requirement $\omega \gg |\epsilon|$. It is interesting to note that low-dissipation can be achieved with large coupling strength γ_x , according to Eq. (16). However, it remains open to obtain the universal bound for system beyond low-dissipation region, which will be discussed elsewhere.

Beside the upper bound, we obtain a lower bound for efficiency for arbitrary given output power as follows,

$$2\tilde{\eta} + \sqrt{1 - \tilde{P}} \geq 1. \quad (17)$$

The similar lower bound have been derived in Ref. [18] within the framework of linear irreversible thermodynamics. The curve for lower bound is illustrated as the gray

dotted curve in Fig. 1. All the simulated data with two-level atom are above this curve. The detailed derivation for the lower bound is presented in Appendix A.

IV. CONCLUSION

In summary, we have derived the constraint relation between efficiency and output power of heat engine working under the so-called low-dissipation region. The constraint is valid for all the region of output power, which has not been obtained before. Importantly, we connect phenomenological parameters, used widely in many previous discussions, to the microscopic parameters, such as coupling constants to baths via a concrete example of heat engine with two-level atom. These connections enable practical adjusting the heat engine to achieve the designed function via optimizing the physical parameters, and can be experimentally verified with the state of art superconducting circuit system [29].

ACKNOWLEDGMENTS

Y. H. Ma is grateful to Z. C. Tu, S. H. Su, and J. F. Chen for the helpful discussion. This work is supported by NSFC (Grants No. 11705008, No. 11774323, & No. 11534002), the National Basic Research Program of China (Grant No. 2016YFA0301201 & No. 2014CB921403), the NSAF (Grant No. U1730449 & No. U1530401) and Beijing Institute of Technology Research Fund Program for Young Scholars.

-
- [1] Kerson Huang, Statistical Mechanics, 2nd ed. John Wiley & Sons (1987).
 - [2] F. Curzon and B. Ahlborn, Am. J. Phys. 43, 22 (1975).
 - [3] P. Chambadal, Les Centrales Nucléaires, 4 (Armand Colin, Paris, 1957).
 - [4] I. I. Novikov, At. Energy (N.Y.) 3, 1269 (1957); J. Nucl. Energy 7, 125 (1958).
 - [5] C. Van den Broeck, Phys. Rev. Lett. 95, 190602 (2005).
 - [6] S. Sheng and Z. C. Tu, Phys. Rev. E 91, 022136 (2015).
 - [7] K. Brandner, U. Seifert, Phys. Rev. E 91 012121 (2015).
 - [8] T. Schmiedl and U. Seifert, EPL. 81, 20003 (2008).
 - [9] Z. C. Tu, Phys. Rev. E. 89, 052148 (2014).
 - [10] Y. Izumida and K. Okuda, EPL. 83, 60003 (2008).
 - [11] Z. C. Tu, J. Phys. A 41, 312003 (2008).
 - [12] A. E. Allahverdyan, R. S. Johal, and G. Mahler, Phys. Rev. E 77, 041118 (2008).
 - [13] B. Rutten, M. Esposito, and B. Cleuren, Phys. Rev. B 80, 235122 (2009).
 - [14] M. Esposito, R. Kawai, K. Lindenberg, and C. Van den Broeck, Phys. Rev. E 81, 041106 (2010).
 - [15] I. A. Martínez, É. Roldán, L. Dinis, et. al., Nat. Phys. 12, 67 (2016).
 - [16] J. Roßnagel, S. T. Dawkins, K. N. Tolazzi, et. al., Science 352, 325 (2016).
 - [17] M. Esposito, R. Kawai, K. Lindenberg, and C. Van den Broeck, Phys. Rev. Lett. 105, 150603 (2010).
 - [18] A. Ryabov and V. Holubec, Phys. Rev. E. 93, 050101(R) (2016).
 - [19] V. Holubec and A. Ryabov, J. Stat. Mech. Theory Exp. 2016, 073204 (2016).
 - [20] R. Long and W. Liu, Phys. Rev. E 94, 052114 (2016).
 - [21] N. Shiraishi, K. Saito, and H. Tasaki, Phys. Rev. Lett. 117, 190601 (2016).
 - [22] V. Cavina, A. Mari, and V. Giovannetti, Phys. Rev. Lett. 119, 050601 (2016).
 - [23] V. Holubec and A. Ryabov, Phys. Rev. E 96, 062107 (2017).
 - [24] J. Chen, J. Phys. D: Appl. Phys. 27, 1144 (1994).
 - [25] A. C. Hernández, A. Medina, and J. M. M. Roco, New J. Phys. 17, 075011 (2015).
 - [26] J. Gonzalez-Ayala, A. C. Hernández, and J. M. M. Roco, J. Stat. Mech. Theory Exp. 2016, 073202 (2016).
 - [27] A. Dechant, N. Kiesel, and E. Lutz, EPL. 119, 50003 (2017).
 - [28] H. T. Quan, Y. X. Liu, C. P. Sun, and Franco Nori, Phys. Rev. E 76, 031105 (2007).
 - [29] F. Giazotto, T. T. Heikkilä, A. Luukanen, et. al., Rev. Mod. Phys. 78, 217 (2009).

Appendix A: Lower bound of efficiency

The lower bound is obtained via the constraint $t_h + t_c = T_-$, take this equation into Eq. (3), we have an equation of t_h

$$t_h^2 - \left(T_- + \frac{M_h - M_c}{\eta_C Q_h^{(r)} - P T_-} \right) t_h + \frac{M_h T_-}{\eta_C Q_h^{(r)} - P T_-} = 0. \quad (\text{A1})$$

This equation has only one solution

$$t_h = \frac{2(\sqrt{M_h} + \sqrt{M_c})^2(1 + \zeta)}{\eta_C Q_h^{(r)}(1 + \sqrt{1 - \tilde{P}})}, \quad (\text{A2})$$

This solution together with Eq. (4) gives the lower bound of efficiency

$$\tilde{\eta}_- = \frac{1}{2} \frac{1 - \sqrt{1 - \tilde{P}}}{1 - \frac{1}{8}\eta_C(1 + \zeta)(1 + \sqrt{1 - \tilde{P}})}. \quad (\text{A3})$$

This lower bound gives the information of the worst efficiency for a given low-dissipation heat engine at power \tilde{P} . Similar to $\tilde{\eta}_+$, $\tilde{\eta}_-$ is not the infimum for all the \tilde{P} either.

As $\tilde{\eta}_-$ is obvious a decreasing function of ζ , the universal lower bound is at $\zeta = -1$, thus we have

$$\tilde{\eta} \geq \frac{1}{2} (1 - \sqrt{1 - \tilde{P}}). \quad (\text{A4})$$

Notice that the way we solve the lower bound is a little different from that of the upper bound. For lower bound, we directly solve the constraint $t_h + t_c = T_-$ with Eq. (3), instead of Eq. (4). This can be well understood by plotting $P = P(t_h, t_c)$ [Eq. (3)] and $\eta = \eta(t_h, t_c)$ [Eq. (4)] on the plane spanned by t_h and t_c , as shown in Fig. 4. In the first quadrant, $P = P(t_h, t_c)$ appears as the blue closed curve and $\eta = \eta(t_h, t_c)$ as the orange open curve. The intersections of $P = P(t_h, t_c)$ and $\eta = \eta(t_h, t_c)$ gives the physically attainable t_h and t_c for given P and η . Two tangent lines $t_h + t_c = T_+$ (green dashed line) and $t_h + t_c = T_-$ (red dot-dashed line) sandwich $P = P(t_h, t_c)$ in between. As η is an increasing function of both t_h and t_c , the larger η is, the curve $\eta(t_h, t_c)$ is more away from the origin of coordinates, and vice versa. With this fact, it is not hard to see, all the curves $\eta(t_h, t_c)$ on the right side of $t_h + t_c = T_+$ have η larger than any possible η with P given. Therefore, the curve $\eta = \eta(t_h, t_c)$ which is tangent with $t_h + t_c = T_+$ gives the least upper bound we can find. On the other hand, the curve $P = P(t_h, t_c)$ itself is already on the right side of tangent line $t_h + t_c = T_-$, thus the tangent point leads to the largest lower bound we can find.

To show how close the upper and lower bounds to the attainable $\tilde{\eta}(\tilde{P})$, we plot these two bounds with randomly simulated points $(\tilde{P}, \tilde{\eta})$ in Fig. 5. The upper and lower bounds are calculated by Eq. (13) and Eq. (A3), respectively, and the simulation points are spotted according

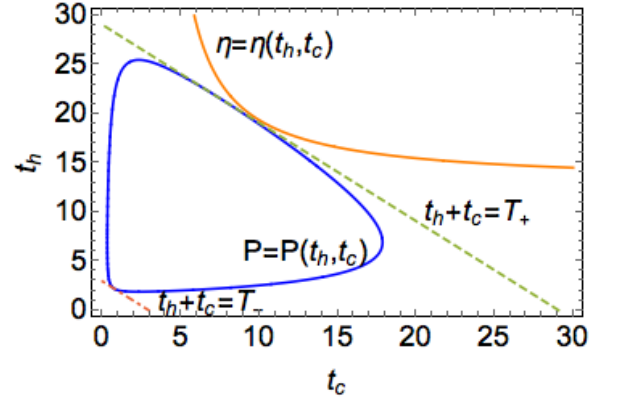


Figure 4. The curves $P = P(t_h, t_c)$ and $\eta = \eta(t_h, t_c)$ are plotted in closed blue line and open orange line, respectively; $t_h + t_c = T_+$ and $t_h + t_c = T_-$ are plotted with green dashed line and red dot-dashed line, respectively. In this example, we choose $M_h = 9$, $M_c = 1$, $Q_h^{(r)} = 10$, $\eta_C = 0.6$ and $P = 0.6P_{\max}$, $\eta = 0.95\eta_C$.

to Eqs. (3, 4) with randomly chosen t_h and t_c . We can see these two bounds are quite tight that the simulated points are nearly saturate with them.

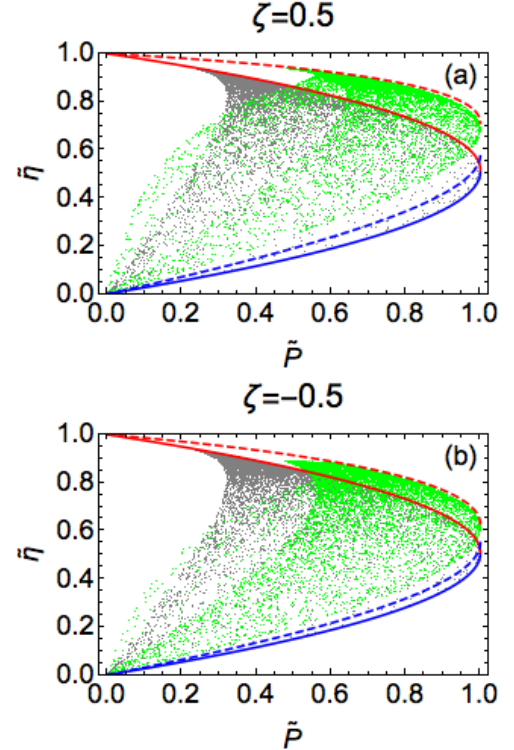


Figure 5. The upper (lower) bound with $\eta_C = 0.1$ and $\eta_C = 0.9$ are plotted with red (blue) solid and red (blue) dashed line, respectively, with (a) $\zeta = 0.5$ and (b) $\zeta = -0.5$. The gray dots and green dots are plotted with random t_h and t_c .

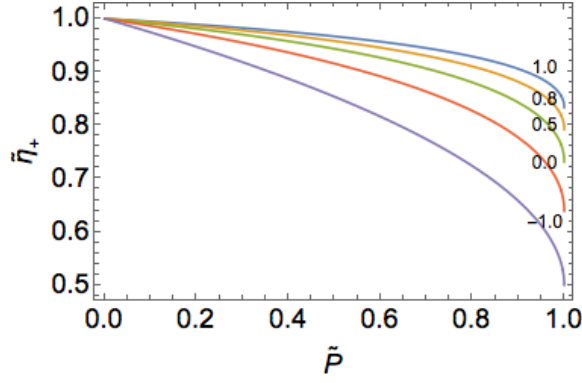


Figure 6. The upper bound $\tilde{\eta}_+$ as a function of \tilde{P} , the curves from bottom to up is in the order of increasing ζ with $\zeta = -1.0, 0.0, 0.5, 0.8, 1.0$. Here we choose $\eta_C = 0.8$.

Appendix B: The monotonicity of $\tilde{\eta}_+$

The upper bound of efficiency $\tilde{\eta}_+$ is an increasing function of ζ . As illustrated in Fig. 6, the curves of $\tilde{\eta}_+(\zeta)$ are in the order of increasing ζ from bottom to up. If η_C is getting smaller, the difference of $\tilde{\eta}_+(\zeta)$ between different ζ disappears gradually.

As the expression of $\tilde{\eta}_+$ is complicated, the analytical proof of its monotonicity is tedious and difficult. Instead numerical calculate the derivative of $\tilde{\eta}_+(\zeta)$. As we can see in the counter plot Fig. 7, $\partial\tilde{\eta}_+/\partial\zeta$ is non-negative in

all the parameter region of \tilde{P} and ζ , thus $\tilde{\eta}_+$ is indeed an increasing function of ζ and its maximum value is at $\zeta = 1$.

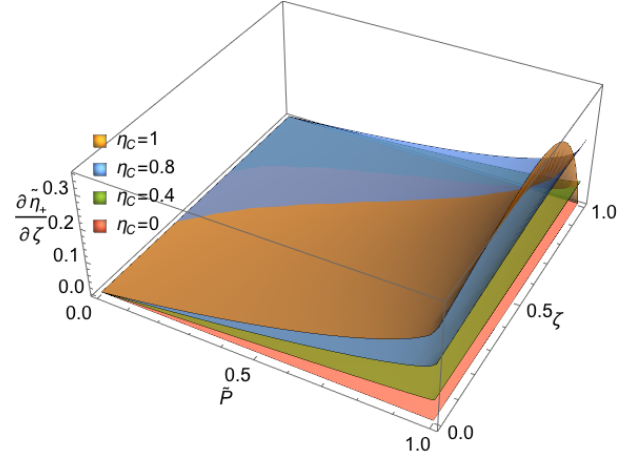


Figure 7. The derivative of $\partial\tilde{\eta}_+/\partial\zeta$ with respect to \tilde{P} and ζ . From above to bottom, the surfaces are plotted with decreasing $\eta_C = 1.0, 0.8, 0.4, 0.0$. It can be seen the derivative is non-negative in the whole parameter space, thus proves $\tilde{\eta}_+(\zeta)$ is an increasing function.

Appendix C: Irreversible entropy generation

In this appendix, we show detailed derivation of irreversible entropy generation of a TLA in a quasi-isothermal process. Here, we focus on the case the energy gap of the TLA is linearly changed, this minimal model is enough to illustrate the validity and limitations of the low-dissipation assumption. The more general time-dependent cases will be discussed elsewhere. The Born-Markov master equation Eq. (15) in the main text is capable of the case that the Hamiltonian has no level crossing. It can be formally solved as

$$p_e(t) = e^{-\int_0^t \kappa(t_1) dt_1} \left[p_e(0) + \int_0^t e^{\int_0^{t_1} \kappa(t_2) dt_2} C(t_1) dt_1 \right], \quad (C1)$$

where

$$C(t) = \frac{\gamma}{\exp[\beta\omega(t)] - 1}, \text{ and } \kappa(t) = \gamma \coth \left[\frac{\beta\omega(t)}{2} \right]. \quad (C2)$$

Integrated by parts, we have

$$p_e(t) = p_e^0(t) + \frac{\beta\epsilon}{4t_f} \int_0^t \frac{e^{-\int_{t_1}^t \kappa(t_2) dt_2}}{\cosh^2 \left[\frac{\beta\omega(t_1)}{2} \right]} dt_1 + [p_e(0) - p_e^0(0)] e^{-\int_0^t \kappa(t_1) dt_1}. \quad (C3)$$

Here we define

$$p_e^0(t) \equiv \frac{1}{\exp[\beta\omega(t)] + 1},$$

which is the excited state population when the TLA is equilibrium with the heat bath. For the sake of simplification, we assume the initial state of the finite-time isothermal process is an equilibrium state, thus the last term of Eq. (C3) can be ignored. Now we can discuss the high and low temperature behavior of the irreversible entropy production in such process.

1. High temperature limit

In the high temperature limit, $\beta\omega_0 \ll 1$, the integration in Eq. (C3) is approximated as

$$\int_0^t \kappa(t_1) dt_1 = \gamma \left(t + \frac{2t_f}{\beta\epsilon} \ln \frac{1 - e^{-\beta\omega(t)}}{1 - e^{-\beta\omega_0}} \right) \approx \gamma \left[t + \frac{2t_f}{\beta\epsilon} \ln \left(1 + \frac{\epsilon t}{\omega_0 t_f} \right) \right],$$

which can be further written as, with the assumption $\omega_0 \gg |\epsilon|$

$$\int_0^t \kappa(t_1) dt_1 \approx \gamma t \left(1 + \frac{2}{\beta\omega_0} \right) \approx \frac{2\gamma t}{\beta\omega_0} \equiv \tilde{\gamma} t. \quad (\text{C4})$$

Here we define an effective dissipative rate $\tilde{\gamma}$ which is in inverse of β and ω_0 . Therefore, in the high temperature limit the excited population $p_e(t)$ reads

$$p_e(t) \approx p_e^0(t) + \frac{\beta\epsilon}{4\tilde{\gamma}t_f} (1 - e^{-\tilde{\gamma}t}). \quad (\text{C5})$$

Next, the irreversible entropy production is given straightforwardly by definition,

$$\Delta S^{(i)} = \Delta S(t_f) - \beta Q. \quad (\text{C6})$$

The heat absorbed from the bath is given by

$$\begin{aligned} Q &= \Delta U - W \\ &= \omega(t_f)p_e(t_f) - \omega_0 p_e(0) - \frac{1}{\beta} \ln \frac{1 + e^{-\beta\omega_0}}{1 + e^{-\beta\omega(t_f)}} - \frac{\beta\epsilon^2}{4\tilde{\gamma}t_f} \left(1 - \frac{1 - e^{-\tilde{\gamma}t_f}}{\tilde{\gamma}t_f} \right), \end{aligned} \quad (\text{C7})$$

and the entropy change of the system reads

$$\begin{aligned} \Delta S(t_f) &= -\text{Tr} [\hat{\rho}(t_f) \ln \hat{\rho}(t_f)] + \text{Tr} [\hat{\rho}(0) \ln \hat{\rho}(0)] \\ &= \beta \left[\omega(t_f)p_e(t_f) - \omega_0 p_e(0) - \frac{1}{\beta} \ln \frac{1 + e^{-\beta\omega_0}}{1 + e^{-\beta\omega(t_f)}} \right] \\ &\quad - p_e(t_f) \ln \left[1 + \frac{\beta\epsilon}{4p_e^0(t_f)\tilde{\gamma}t_f} (1 - e^{-\tilde{\gamma}t_f}) \right] - p_g(t_f) \ln \left[1 - \frac{\beta\epsilon}{4p_g^0(t_f)\tilde{\gamma}t_f} (1 - e^{-\tilde{\gamma}t_f}) \right]. \end{aligned} \quad (\text{C8})$$

The first term of Eq. (C8) is the entropy change in a quasi-static isothermal process with the same initial and final energy spacings, which can be canceled with the first three terms of Eq. (C7). The last two terms of Eq. (C8) are related to the entropy difference between the real final state $p_{e/g}(t_f)$ and the equilibrium state $p_{e/g}^0(t_f)$, the leading term of which is of the order of t_f^{-2} in the high temperature limit:

$$\begin{aligned} &-p_e(t_f) \ln \left[1 + \frac{\beta\epsilon}{4p_e^0(t_f)\tilde{\gamma}t_f} (1 - e^{-\tilde{\gamma}t_f}) \right] - p_g(t_f) \ln \left[1 - \frac{\beta\epsilon}{4p_g^0(t_f)\tilde{\gamma}t_f} (1 - e^{-\tilde{\gamma}t_f}) \right] \\ &\approx \left[\frac{p_g(t_f)}{p_g^0(t_f)} - \frac{p_e(t_f)}{p_e^0(t_f)} \right] \frac{\beta\epsilon}{4\tilde{\gamma}t_f} (1 - e^{-\tilde{\gamma}t_f}) = -\frac{1}{p_g^0(t_f)p_e^0(t_f)} \left[\frac{\beta\epsilon}{4\tilde{\gamma}t_f} (1 - e^{-\tilde{\gamma}t_f}) \right]^2. \end{aligned}$$

Therefore, by substituting Eqs. (C7) and (C8) into Eq. (C6), the irreversible entropy production then reads

$$\Delta S^{(i)} \approx \frac{\beta^2\epsilon^2}{4\tilde{\gamma}t_f} \left[1 - \frac{1 - e^{-\tilde{\gamma}t_f}}{\tilde{\gamma}t_f} \left(1 + \frac{1 - e^{-\tilde{\gamma}t_f}}{4p_g^0(t_f)p_e^0(t_f)} \right) \right]. \quad (\text{C9})$$

When $\tilde{\gamma}t_f \gg 1$, we keep only the leading term, thus we have

$$\Delta S^{(i)}(t_f \gg \tilde{\gamma}^{-1}) = \frac{(\beta\epsilon)^2}{4\tilde{\gamma}t_f}, \quad (\text{C10})$$

which is the result presented in the main text. In this minimal model, the low-dissipation assumption is valid when the operation time is longer than the time scale of $\tilde{\gamma}^{-1}$. When $\tilde{\gamma}t_f \ll 1$, the irreversible entropy production has a finite limitation:

$$\Delta S^{(i)}(t_f \ll \tilde{\gamma}^{-1}) = \frac{(\beta\epsilon)^2}{8}. \quad (\text{C11})$$

In this short time region, the low-dissipation assumption is not satisfied anymore, thus the constrain relation between efficiency and power discussed in the main text is not applicable in this case.

2. Low temperature limit

We can also obtain an approximated analytical result of the irreversible entropy production in the low temperature region $\beta\omega_0 \gg 1$. By using the fact $\kappa(t) \approx \gamma$ and $\cosh^2 \left[\frac{\beta\omega(t_1)}{2} \right] \approx \exp[\beta\omega(t)]/4$ for low temperature, the excited state population can be approximated as

$$\begin{aligned} p_e(t) &\approx p_e^0(t) + \frac{\beta\epsilon}{t_f} \int_0^t e^{-\gamma(t-t_1)-\beta\omega(t_1)} dt_1 \\ &= p_e^0(t) + \frac{\beta\epsilon}{\gamma t_f - \beta\epsilon} \left[e^{-\beta\omega(t)} - e^{-\gamma t - \beta\omega_0} \right]. \end{aligned} \quad (\text{C12})$$

Then the heat exchanged and the entropy change in the finite-time isothermal process are

$$\begin{aligned} Q(t_f) &= \omega(t_f)p_e(t_f) - \omega_0 p_e(0) - \frac{1}{\beta} \ln \frac{1 + e^{-\beta\omega_0}}{1 + e^{-\beta\omega(t_f)}} \\ &\quad - \frac{\beta\epsilon^2 e^{-\beta\omega_0}}{\gamma t_f - \beta\epsilon} \left(\frac{1 - e^{-\beta\epsilon}}{\beta\epsilon} - \frac{1 - e^{-\gamma t_f}}{\gamma t_f} \right) \end{aligned} \quad (\text{C13})$$

and

$$\begin{aligned} \Delta S(t_f) &= \beta \left[\omega(t_f)p_e(t_f) - \omega_0 p_e(0) - \frac{1}{\beta} \ln \frac{1 + e^{-\beta\omega_0}}{1 + e^{-\beta\omega(t_f)}} \right] \\ &\quad - p_e(t_f) \ln \left[1 + \beta\epsilon \frac{e^{-\beta\omega(t_f)} - e^{-\gamma t_f - \beta\omega_0}}{p_e^0(t_f)(\gamma t_f - \beta\epsilon)} \right] \\ &\quad - p_g(t_f) \ln \left[1 - \beta\epsilon \frac{e^{-\beta\omega(t_f)} - e^{-\gamma t_f - \beta\omega_0}}{p_g^0(t_f)(\gamma t_f - \beta\epsilon)} \right]. \end{aligned} \quad (\text{C14})$$

The irreversible entropy production is straightforwardly obtained as

$$\Delta S^{(i)}(t_f) \approx \frac{(\beta\epsilon)^2 e^{-\beta\omega_0}}{\gamma t_f - \beta\epsilon} \left[\frac{1 - e^{-\beta\epsilon}}{\beta\epsilon} - \frac{1 - e^{-\gamma t_f}}{\gamma t_f} - \frac{(e^{-\beta\epsilon} - e^{-\gamma t_f})^2}{p_e^0(t_f)p_g^0(t_f)} \frac{e^{-\beta\omega_0}}{\gamma t_f - \beta\epsilon} \right]. \quad (\text{C15})$$

Similar as the high temperature case, the long-time behavior of $\Delta S^{(i)}$ is also of the $1/t_f$ form:

$$\Delta S^{(i)}(\gamma t_f \gg \beta\epsilon) \approx \frac{\beta\epsilon}{\gamma t_f} e^{-\beta\omega_0} (1 - e^{-\beta\epsilon}), \quad (\text{C16})$$

and the short time limit is also finite:

$$\Delta S^{(i)}(\gamma t_f \ll 1) \approx e^{-\beta\omega_0} (\beta\epsilon + e^{-\beta\epsilon} - 1). \quad (\text{C17})$$

The low temperature irreversible entropy generation obtained by Eq. (C16) is well consistent with the numerical result, as shown in Fig. 8.

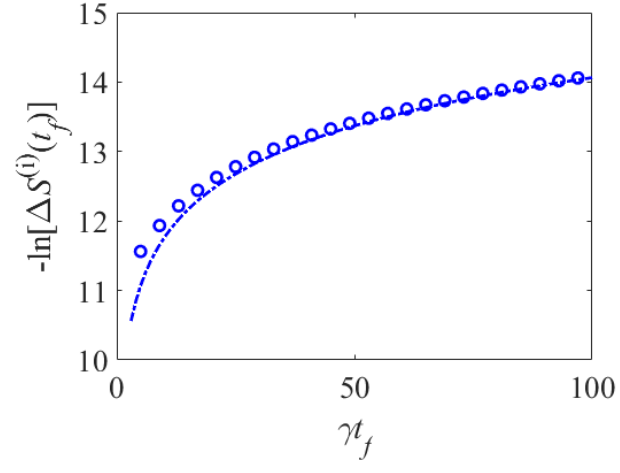


Figure 8. Irreversible entropy generation as a function of operation time at low temperature $\beta = 1$. The circles are the exact numerical result, and the dot-dashed line is the analytical result obtained by Eq. (C16).