

Quantum teleportation with infinite reference frame uncertainty

Dominic Verdon* and Jamie Vicary†
Department of Computer Science, University of Oxford

December 3, 2024

Abstract

We present two new schemes for quantum teleportation between parties whose reference frames are misaligned by the action of a compact Lie group. The first scheme produces a channel with increased purity compared to a standard protocol, with no additional classical communication or entangled resource requirements; no information is transmitted about either party's reference frame configuration, and the scheme is robust against changes in reference frame alignment during execution. The second scheme performs perfect teleportation with no additional entangled resource requirements and is robust against changes in reference frame alignment during execution. These schemes involve transmission of the measurement result as unspeakable information, but do not require prior alignment.

1 Introduction

1.1 Overview

Motivation. A shared reference frame is an important implicit assumption underlying the correct execution of many quantum protocols [5, 14, 15, 19, 23, 24, 38]. As quantum technologies move into space [2, 33, 43] and into handheld devices [11, 12, 41], scenarios where this assumption is violated are naturally encountered. This problem has already received attention in the case of ground-to-satellite quantum key distribution [2, 20, 21, 37]; there is also a smaller body of work on quantum teleportation without a shared reference frame [8, 25, 26], which is increasingly important as quantum repeaters [28] and ground-to-satellite quantum teleportation [33] become experimentally viable.

One general solution is to align reference frames [5, 17, 18, 30, 36] before beginning the quantum procedure. However, this may be impossible if reference frame alignment drifts significantly on timescales shorter than the time taken to perform the protocol, or more difficult if alignment between more than two parties is necessary [17, 18]. Prior alignment also involves communication of reference frame information, which may be cryptographically sensitive in some scenarios [4, 16, 19]. Another general approach involves the use of decoherence-free subspaces [22]; as this requires larger Hilbert spaces, practical implementation can be nontrivial, although experimental solutions have been developed for optical systems [9].

In this paper we describe a new *tight scheme* and a new *perfect scheme* for quantum teleportation in the absence of a shared reference frame. These schemes are applicable whenever the reference frame transformation group is a compact Lie group, extending previous work by the present authors [39] which treated the finite group case. As with prior alignment schemes, a channel capable of transmitting reference frame information is used, which we call an *unspeakable* classical channel (cf. [30]). However, our schemes require no initial alignment phase, and may therefore be applied in situations where prior alignment is unfeasible. We now briefly describe the important properties of our two schemes.¹

*dominic.verdon@cs.ox.ac.uk

†jamie.vicary@cs.ox.ac.uk

¹In this discussion we use the standard terminology for a quantum teleportation protocol, with the goal of the scheme being for Alice to teleport a quantum state of a d -dimensional quantum system to Bob.

- *Tight scheme.* This scheme generally has improved purity compared to the standard teleportation protocol, and possesses the following desirable properties.
 - *Dynamical robustness (DR).* The scheme is not affected by changes in reference frame alignment during transmission of the classical message from Alice to Bob.
 - *Minimal entanglement (ME).* The parties only require a d -dimensional maximally entangled resource state.
 - *Minimal communication (MC).* Only 2 dits of classical information are communicated from Alice to Bob.
 - *Minimal operations (MO).* Alice performs a d^2 -valued measurement in a fixed orthonormal basis, and Bob performs corrections from a fixed basis of d^2 unitaries. Neither party realigns their frame either actively or passively, or performs any computations.
 - *No reference frame leakage (NL).* No information about either party’s reference frame alignment is transmitted.²
- *Perfect scheme.* This scheme performs perfect teleportation, up to a global phase, while retaining properties (DR) and (ME) of the tight scheme. It does not have properties (MC), (MO) and (NL); in particular, it requires a classical channel capable of communicating full reference frame information, as would a prior alignment scheme. Its key advantage over prior alignment schemes is the (DR) property.

Technical outline. Our previous scheme for perfect reference frame-independent quantum teleportation with finite reference frame transformation group H [39, 40] used measurement and correction operations defined by an H -equivariant unitary error basis³. The measurement result was then transmitted through an unspeakable classical channel using a compatible encoding scheme.

In contrast, our new teleportation schemes apply to any (possibly infinite) compact Lie group G of reference frame transformations. Given a finite subgroup $H \subset G$ with an H -equivariant unitary error basis, we bootstrap the previous results to obtain a protocol that is immune to errors arising from the subgroup H . For our tight scheme on certain unspeakable classical channels, this approximately reduces the scope of possible reference frame errors (Remark 7.6) from the whole of G to a subset in the neighbourhood of the identity, given by a *fundamental domain* F for the subgroup $H \subset G$, with Haar measure $1/|H|$. (See Figure 1 for the case $G = U(1)$.) More formally, let dg be the uniform Haar probability measure on the group, let $\mathcal{T}_g : B(V) \rightarrow B(V)$ be the channel when the reference frames are misaligned by a transformation $g \in G$, and let $\sigma \in B(V)$ be the state to be teleported. Then the overall channel superoperator $\mathcal{T} : B(V) \rightarrow B(V)$ can be written as follows:

$$\mathcal{T}(\sigma) = \int_G dg \mathcal{T}_g(\sigma) \simeq |H| \int_{F \subset G} dg \mathcal{T}_g(\sigma)$$

Since $F \subset G$ is a subset near the identity, this will typically increase the effectiveness of the overall channel, because only reference frame misalignments near the identity are contributing.

For our perfect scheme, additional reference frame information is transmitted by Alice, which suffices to reduce reference frame uncertainty to the finite group H ; the measurement result is

²This has cryptographic significance in some scenarios [4, 16, 19].

³An H -equivariant unitary error basis is a unitary error basis whose elements are permuted up to phase by the conjugation action of the group H acting in some unitary representation.

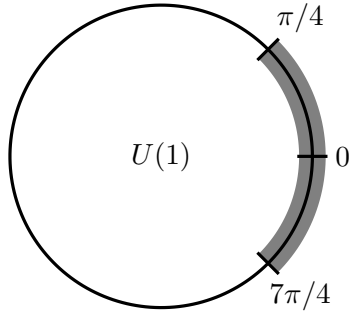


Figure 1: The reference frame transformation group $U(1)$ is parameterised by angles $[0, 2\pi)$. In a naive teleportation protocol, teleportation errors can be induced by any element of this group. In our tight scheme, transmission errors are approximately restricted to a subset $F = [7\pi/4, \pi/4]$ near the identity, highlighted in grey. This arises as the fundamental domain of the subgroup $\{0, \pi/2, \pi, 3\pi/2\}$.

RF transformation group	Standard scheme	Tight scheme
$U(1)$	0.59	0.62
$SU(2)$	0.21	0.32 ± 0.02

Table 1: Our tight teleportation scheme communicating two dits of unspeakable classical information, compared with a standard teleportation scheme communicating two dits of speakable classical information. The numbers shown are purity values for the effective channel.

simultaneously communicated, so that the previous results [39, 40] can be applied to perform perfect teleportation. Our techniques allow us to ‘fold’ the measurement result in with the reference frame information, obviating the need to communicate it through a separate channel.

Constructions and calculations. The existence of a H -equivariant unitary error basis was addressed previously [40]. The second requirement of our schemes is a compatible encoding of measurement results in the unspeakable classical channel. We show how this may be done for any *reference frame channel* (an unspeakable classical channel capable of communicating full reference frame information). We also define encodings for tight teleportation schemes using more general unspeakable classical channels.

We derive an expression for the *effective channel* induced by our tight teleportation scheme using a general unspeakable classical channel, and use this to calculate channel purity⁴ when the unspeakable channel is a reference frame channel. In particular, we consider the action of the phase group $G = U(1)$, arising in teleportation with polarised photons and energy eigenstates of different eigenvalues, and the action of the spatial rotation group $G = SU(2)$, arising in teleportation with spin- $\frac{1}{2}$ particles. We compare the purity of our tight scheme with that achievable by a standard protocol, where an unspeakable channel is not used. The results are shown in Table 1.

Criticism. Our tight scheme shows only a small improvement for the group $U(1)$, for which there already exist experimental methods for dealing with misalignment in optical systems [9, 37]; improvements for $SU(2)$ are more substantial. Also, we emphasise that both our tight

⁴We define channel purity as the normalised purity of the Choi-Jamiolkowski state associated to the quantum channel induced by the protocol, where we take a convex sum over all frames $g \in G$, weighted by the Haar measure. Where figures are numerical estimates we give an error range in the reported figure.

scheme and our perfect scheme require a classical channel capable of transmitting unspeakable information; such a channel would also be required for a scheme based on prior alignment [3, 5, 17, 18, 30, 36].

Outlook. Our approach may be applicable to other multi-party protocols in the case of reference frame uncertainty; these include quantum key distribution [6, 13], where reference frame-independent protocols correspond to equivariant complementary orthonormal bases.

It may also be possible to generalise our teleportation schemes to continuous variable systems [31]. Such a generalisation would allow us to extend our results to locally compact groups such as the Poincaré group, for which the Haar measure still exists but irreducible representations are in general no longer finite dimensional.

Related work. The well-studied connection between reference frames and superselection rules [1, 19] implies that that our results are also applicable to superselected quantum systems; from this perspective, the Doplicher-Roberts theorem [10] shows that the situation of a compact Lie group of reference frame transformations is rather general.

Chiribella et al [8] showed that perfect reference frame-independent teleportation can be achieved only if the state to be teleported is itself invariant under the group action. This result does not apply to our schemes, since we make use of an unspeakable classical channel, which implies that Bob’s correction is a function of his reference frame alignment even without considering Alice’s frame.

Imperfect teleportation with an infinite group of reference frame transformations has been considered by several authors. Chiribella et al [8] considered perfect teleportation with vanishing error in the limit of infinite entangled resources; Marzolino and Buchleitner [25] considered teleportation of identical particles under a particle number superselection rule⁵; and Kitaev et al [19] showed that a shared quantum reference system could be used to approximate perfect quantum protocols. All these approaches require the size of the shared entangled resource to increase; our schemes, in contrast, satisfy (ME). Our schemes also apply to arbitrary compact Lie groups, whereas Marzolino and Buchleitner’s approach [25] is specific to $U(1)$ uncertainty.

Outline. In Section 2 we give informal examples of our schemes in the case of spatial reference frame uncertainty. In Section 3 we recall equivariant unitary error bases and their application to reference frame-independent teleportation. In Section 4 we provide a framework for encoding the measurement outcome in an unspeakable classical channel. In Section 5 we specify the operational procedures underlying our two schemes. In Section 6 we construct compatible encodings for measurement outcomes using reference frame channels. In Section 7 we define our tight and perfect teleportation schemes. In Section 8 we give another example in the case of phase reference frame uncertainty. In Section 9 we derive numerical results for the tight scheme. In the appendices we recall the effect of reference frame transformations on states and operations, as well as proving Theorem 5.3 and some technical results about Voronoi cells.

1.2 Acknowledgements

The authors thank Niel de Beaudrap, Matty Hoban, Carlo-Maria Scandolo and Nathan Walk for useful discussions regarding measures of channel quality. They are also grateful to Jean-Philippe Bourgoin, Matthias Fink, Reiner Kaltenbaek and all others who shared their expertise at the

⁵ Here both parties use a particle reservoir to perform operations, and the phase difference in the reservoirs corresponds to the action of a $U(1)$ transformation group.

Lisbon Training Workshop on Quantum Technologies in Space. The first author acknowledges support from the Engineering and Physical Sciences Research Council.

2 Example: Spatial reference frame uncertainty

We begin with an informal illustration. Alice and Bob are spatially separated; their qubits are spin- $\frac{1}{2}$ particles. Alice plans to teleport a state σ to Bob. They each possess half of the following maximally entangled pair⁶:

$$|\eta\rangle = \frac{1}{\sqrt{2}}(|01\rangle - |10\rangle)$$

However, they do not have a shared spatial reference frame: the Cartesian frame according to which Alice's x -, y - and z -spin axes are defined is related to Bob's by some unknown three-dimensional rotation. The reference frame transformation group is $SU(2)$, which acts by its standard matrix representation on the quantum systems under consideration. The transformation $g(t) \in SU(2)$ which relates Alice and Bob's frames is unknown and may vary rapidly in time t .

Effect of reference frame uncertainty. Alice and Bob attempt to use the entangled state $|\eta\rangle$ to perform a standard teleportation protocol [7] with the Pauli matrices:

$$U_0 = \begin{pmatrix} 1 & 0 \\ 0 & 1 \end{pmatrix} \quad U_1 = \begin{pmatrix} 0 & 1 \\ 1 & 0 \end{pmatrix} \quad U_2 = \begin{pmatrix} 0 & -i \\ i & 0 \end{pmatrix} \quad U_3 = \begin{pmatrix} 1 & 0 \\ 0 & -1 \end{pmatrix} \quad (1)$$

Alice measures the state σ together with her entangled qubit in the maximally-entangled orthonormal basis $|\phi_i\rangle = (\mathbb{1} \otimes -i(U_i U_2)^T) |\eta\rangle$,⁷ and communicates the measurement to Bob through an ordinary classical channel. Bob then applies the correction U_i to his half of the entangled state. Should both parties' reference frames be aligned, Bob's system will finish in the state σ ; this is because the Pauli matrices form a *unitary error basis* (UEB), a notion we will define later.

However, if Bob's frame is related to Alice's by a transformation $g \in G$, then in Alice's frame Bob will not perform the intended correction U_i , but rather⁸

$$\rho(g)^\dagger U_i \rho(g). \quad (2)$$

Since the conjugation action of $SU(2)$ has kernel $\{\pm I\}$, we only consider the quotient $SO(3)$ in the following analysis.

Since g is unknown, we must average over the whole of $SO(3)$ to find the effective channel. For measurement result i this yields the following effective channel:

$$\mathcal{T}_i(\sigma) = \int_{SO(3)} dg [\rho(g)^\dagger U_i \rho(g) U_i^\dagger](\sigma) \quad (3)$$

Here dg is the Haar measure on $SO(3)$, and we have used the notation $[X](\sigma)$ for the conjugation $X\sigma X^\dagger$.

⁶Note that the entangled state $|\eta\rangle$ is invariant under changes in reference frame, so both parties' frames may shift arbitrarily following its creation without affecting the quality of the entangled resource.

⁷The $-i$ and the U_2 in the expression for $|\phi_i\rangle$ correspond to the choice of maximally entangled state; see the discussion following Theorem 3.3.

⁸For a proof, see Appendix A.

Measurement result	Bit value	Rod orientation
0	0	No rod transmission
1	1	Along any axis intersecting the 1-faces
2	1	Along any axis intersecting the 2-faces
3	1	Along any axis intersecting the 3-faces

Table 2: Tight encoding scheme for the rod channel. Alice chooses the precise orientation of the rod uniformly at random from the set of all orientations satisfying the intersection condition.

Unspeakable classical channels. We now show how our schemes can be used to improve the channel (3). We need a classical channel capable of transmitting unspeakable information; we here consider two such channels.

- *Rod channel.* Alice sends to Bob by parallel transport along a straight path a rod-like object, whose orientation determines a spatial axis.
- *Reference frame channel.* Alice sends to Bob by parallel transport along a straight path a totally asymmetric three-dimensional object, whose orientation determines a Cartesian frame.⁹

For the tight scheme, we will also suppose that Alice can transmit another bit through a second *speakable* channel, whose readings are unaffected by reference frame orientation.

Tight scheme using rod channel. Alice considers a cube centered at the origin of her frame, oriented so that the x -, y - and z -axes pass through centres of its faces; we call the faces intersected by the x -axis the 1-faces, and the faces intersected by the y - and z -axes the 2- and 3-faces respectively. She again measures in the basis $\{|\phi_i\rangle\}$, and transmits her measurement result using the rod channel and one bit sent through the speakable channel, according to the encoding scheme given in Table 2. For his part, Bob records, with respect to the cube defined by his own frame, the orientation of any rod he receives. Bob’s cube will in general be oriented differently, since his frame is misaligned with that of Alice. He then uses Table 2 in reverse, in order to obtain the index of the correction U_i he should perform. This encoding scheme is illustrated in Figure 2.

To see why this encoding scheme is effective, consider the octahedral subgroup $\text{Oct} \subset \text{SO}(3)$ preserving the cube. The Pauli UEB is *equivariant* for this subgroup; that is, it is preserved under the conjugation action (2) when $g \in \text{Oct}$. Moreover, it is permuted inversely to the labels on the cube’s faces under reference frame transformations in this subgroup. Teleportation is therefore perfect if the reference frame misalignment is in the group $\text{Oct} \subset \text{SO}(3)$. It follows from our later analysis (Theorem 5.3) that, for reference frame error uniformly distributed in $\text{SO}(3)$, the expression (3) for the effective channel under the tight scheme just described becomes

$$\mathcal{T}_i(\sigma) = \int_{\text{SO}(3)} dg p(g) [\rho(g)^\dagger U_i \rho(g) U_i^\dagger](\sigma). \quad (4)$$

Here $p(g)$ is proportional to the spherical measure of the intersection of the spherical projections of the i -faces with their image under the rotation $g \in \text{SO}(3)$. This improves channel quality by weighting the previously uniform probability of a given misalignment towards a smaller region of misalignments whose effect under the action (2) is less pronounced.

⁹We may imagine that there are three orthogonal marked points on the object, corresponding to the positive x -, y - and z -directions.

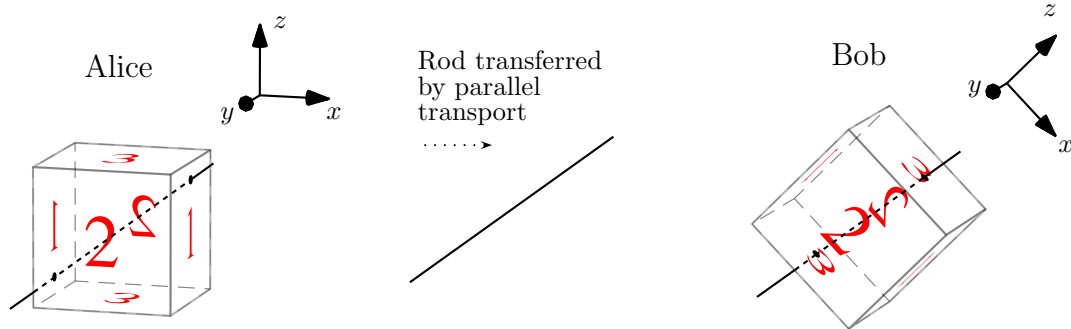


Figure 2: Tight encoding scheme for the rod channel. Alice measures 1, chooses at random an orientation of the rod which intersects the 1-faces of the cube in her frame, and communicates the rod to Bob by parallel transport along a straight path. In Bob's frame, related to Alice's by a $\pi/4$ -rotation around the y -axis, the rod intersects the 3-faces; he therefore performs the correction U_3 .

Finally, this scheme is indeed *tight*. In particular, it clearly satisfies (ME) and (MO), and additionally possesses the other desirable properties:

- (DR). The effective channel (4) is unaffected by unknown changes in reference frame orientation during execution.
- (NL). To an observer outside Alice's lab, the information she communicates is uniformly random. This follows from the fact that her measurement outcomes are equiprobable, and given the measurement outcome i all directions through the corresponding face pair of the cube are equiprobable. Therefore, nothing can be deduced from her transmission about her reference frame orientation.
- (MC). There are four messages Bob can receive: a bit 0, or a bit 1 and a rod oriented through the i -faces for some $i \in \{1, 2, 3\}$. All four messages are equiprobable. He therefore obtains precisely two bits of classical information.

Perfect scheme with reference frame channel. We recall the *tetrahedral* qubit unitary error basis [40]:

$$\begin{aligned}
 V_0 &= \begin{pmatrix} 1 & 0 \\ 0 & e^{2\pi i/3} \end{pmatrix} & V_2 &= \frac{1}{\sqrt{3}} \begin{pmatrix} 1 & \sqrt{2}e^{2\pi i/3} \\ \sqrt{2} & e^{5\pi i/3} \end{pmatrix} \\
 V_1 &= \frac{1}{\sqrt{3}} \begin{pmatrix} 1 & \sqrt{2}e^{4\pi i/3} \\ \sqrt{2}e^{4\pi i/3} & e^{5\pi i/3} \end{pmatrix} & V_3 &= \frac{1}{\sqrt{3}} \begin{pmatrix} 1 & \sqrt{2} \\ \sqrt{2}e^{2\pi i/3} & e^{5\pi i/3} \end{pmatrix}
 \end{aligned} \tag{5}$$

This UEB is equivariant for the tetrahedral subgroup $\text{Tet} \subset \text{SO}(3)$ preserving a regular tetrahedron centred at the origin with vertices:

$$v_0 = \hat{z} \quad v_1 = \frac{1}{3}(\sqrt{8}\hat{x} - \hat{z}) \quad v_2 = \frac{1}{3}(-\sqrt{2}\hat{x} + 2\sqrt{3}\hat{y} - \hat{z}) \quad v_3 = \frac{1}{3}(-\sqrt{2}\hat{x} - 2\sqrt{3}\hat{y} - \hat{z})$$

We identify the elements of $\text{Tet} \cong A_4$ with the permutation they induce on these vertices.

Alice again measures in the basis $\{|\phi_i\rangle\}$, where $|\phi_i\rangle = (\mathbb{1} \otimes -i(V_i U_2)^T) |\eta\rangle$. In order to transmit the measurement result i , she aligns the asymmetric object so that the frame determined by its orientation matches her own Cartesian frame. She then rotates the object by an element $r^A \in \text{Tet}$, according to the prescription in Table 3, and sends it to Bob. Bob observes the orientation of the object according to his own Cartesian frame, and realigns his

Measurement result	Alice's rotation r^A	Bob's observation r^B
0	()	() or (234) or (243)
1	(132)	(142) or (132) or (12)(34)
2	(123)	(13)(24) or (123) or (143)
3	(134)	(134) or (124) or (14)(23)

Table 3: Type C encoding scheme for the reference frame channel.

frame (actively or passively) by the smallest possible angle so that the rotation r^B taking his frame onto that determined by the orientation of the asymmetric object is in Tet. He then uses Table 3 to decide which measurement result j to correct for, and performs — in his own frame — the correction V_j . It will be shown in Proposition 7.7 that this procedure results in perfect teleportation.

3 Background

3.1 Standard protocol

We first recall standard quantum teleportation, where all systems are of the same dimension as the system to be teleported [7, 42].

Procedure 3.1 (Standard quantum teleportation). Alice is to teleport her state $\sigma \in B(V_A)$ to Bob. She has one half of a bipartite state $\eta \in B(V_B \otimes V_C)$, and Bob the other. All systems are of the same dimension d . She performs a POVM with elements $\{F_i \in B(V_A \otimes V_B)\}_{i \in I}$ on the system $V_A \otimes V_B$, where $I = \{0, \dots, d^2 - 1\}$ is the index set of the measurement. She sends the result $x \in I$ to Bob through a classical channel. Bob then performs an operator $T_x \in B(V_C)$ on his half of the entangled state. The data $(\eta, \{F_i\}_{i \in I}, \{T_i\}_{i \in I})$ are *correct* if Bob is guaranteed to receive the state σ at the end of the procedure.

Werner completely characterised correct data for this procedure [42]. In order to define these data, we introduce the notion of a unitary error basis.

Definition 3.2. A *unitary error basis* (UEB) for a d -dimensional Hilbert space V is a basis of d^2 unitary matrices $\{U_i\}_{i \in I}$ in $B(V)$ (where $I = \{1, \dots, d^2\}$ is the index set) which is orthonormal under the Hilbert-Schmidt inner product:

$$\langle U_i | U_j \rangle := \frac{1}{d} \text{Tr}(U_i^\dagger U_j) = \delta_{ij} \quad (6)$$

Theorem 3.3 ([42, Theorem 1]). *Up to equivalence, correct data for Procedure 3.1 correspond bijectively to a choice of unitary error basis for V along with any other unitary matrix X .*

Under this correspondence, the shared entangled state η is the maximally entangled state $\sum_i |i\rangle \otimes X |i\rangle$ for a chosen orthonormal basis $\{|0\rangle, |1\rangle, \dots\}$ and some unitary X . (Any bipartite maximally-entangled pure state is of this form.) Alice measures in the maximally-entangled orthonormal basis $\{|\phi_i\rangle\}_{i \in I}$, where

$$|\phi_x\rangle = \sum_i |i\rangle \otimes (U_x X)^T |i\rangle. \quad (7)$$

Bob's correction for measurement outcome x is U_x .

We now consider the effect of reference frame misalignment on Procedure 3.1. Let G be a compact Lie group of reference frame transformations, with unitary representation $\rho : G \rightarrow$

$B(V_C)$ on Bob's system; here and throughout we assume uniform reference frame uncertainty, where the probability measure over G is the Haar measure dg . We assume that the maximally entangled state $|\eta\rangle \in V_B \otimes V_C$ is invariant up to a phase under changes in frame, so that the entanglement is not itself degraded by reference frame uncertainty.¹⁰ We work in Alice's frame. In this frame, Alice performs the measurement correctly and sends the result i , but Bob performs the correction $\rho(g)^\dagger U_i \rho(g)$.¹¹ Since $g \in G$ is unknown, the effective channel when Alice measures i is

$$\sigma'_i = \int_G dg [\rho(g)^\dagger U_i \rho(g) U_i^\dagger](\sigma). \quad (8)$$

3.2 Equivariant unitary error bases

In earlier work [40] we showed that *equivariant unitary error bases* are correct data for reference frame-independent teleportation. We recall these now.

Definition 3.4. Let a finite group H act on a Hilbert space V of dimension d by the representation $\rho : H \rightarrow B(V)$. We say that a unitary error basis $\{U_i\}_{i \in I}$ for V is *H-equivariant* when the right conjugation action of H permutes the elements of $\{U_i\}_{i \in I}$ up to a phase. Explicitly,

$$\rho(h)^\dagger U_i \rho(h) = \alpha(i, h) U_{\sigma(i, h)} \quad \forall h \in H, i \in I$$

where $\sigma : I \times H \rightarrow I$ is a right action of H on the index set $I = \{0, \dots, d^2 - 1\}$, and $\alpha : I \times H \rightarrow \text{U}(1)$ is some phase.

The existence of equivariant UEBs for various finite groups H and representations $\rho : H \rightarrow \text{End}(V)$ was treated in our earlier work [40]. The connection to reference frame independent teleportation is based on the following simple observation.

Proposition 3.5. *Let H be a finite group of reference frame transformations with an equivariant unitary error basis $\{U_i\}_{i \in I}$ and corresponding right action $\sigma : I \times H \rightarrow I$. Let Alice communicate the measurement results using a channel whose space of readings I carries the inverse left action $\sigma^{-1} : H \times I \rightarrow I$. Then the teleportation protocol with data $\{U_i\}_{i \in I}$ will function perfectly for all $h_{AB} \in H$.*

Proof. In Alice's frame, for measurement result i and for any misalignment $h \in H$, Bob will perform the correction

$$\begin{aligned} \rho(h)^\dagger U_{\sigma^{-1}(h, i)} \rho(h) &\sim U_{\sigma((\sigma^{-1}(h, i), h))} \\ &= U_i \end{aligned}$$

where \sim indicates equality up to a phase. The phase is global and so may be ignored. \square

Here, we consider faithful actions of infinite groups, for which equivariant UEBs do not exist. However, we can still make use of these results. Our schemes depend on finding a finite subgroup $H \subset G$ such that there exists an equivariant UEB for H under the restricted representation. We will then choose an encoding of the measurement result in the classical channel which carries the inverse action in the sense of Proposition 3.5, allowing us to 'quotient' the space of possible misalignments G by the subgroup H .

¹⁰The existence of such states is treated in Section 7 of our earlier work [40].

¹¹For a proof, see Appendix A.

4 Encoding schemes

4.1 Unspeakable channels

Our new schemes depend on the use of a classical channel whose readings are interpreted with respect to the reference frame. The spaces of readings of the classical channels we consider carry a smooth manifold structure with normalised measure dx .

Definition 4.1. We say that a classical channel *communicates unspeakable information* [30], or is an *unspeakable channel*, if its space of readings C is itself described with respect to the reference frame, carrying a nontrivial smooth measure-preserving action of the reference frame transformation group G .

A channel whose space of readings is not described with respect to the reference frame, and which therefore carries a trivial G -action, is called a *speakable channel*.

Throughout this paper we make the simplifying assumption that there is no channel noise; whatever reading Alice sends through the channel will be received unaltered by Bob, although his description of it may be different. A channel is therefore fully described by its space of readings and the G -action on that space; for this reason we conflate the channel and its space of readings, using the same letter C for both.

Remark 4.2. Since we have chosen the convention that the effect of a change of reference frame on the states of a quantum system corresponds to a left action of the transformation group (see Appendix A), the action of G on the classical channel will be a left action.

Example 4.3. The channels used in Section 2 were unspeakable channels for the group $G \simeq \text{SU}(2)$ of spatial rotations.

Example 4.4. If $G \simeq \text{U}(1)$ is a group of periodic time translations¹², such that a frame corresponds to a choice of a ‘zero of time’ t_0 , then a channel through which a signal is sent to arrive at a fixed time, and whose space of readings corresponds to the time of arrival of the signal with respect to the period, is an unspeakable channel.

4.2 Compatible encoding schemes

We now specify a framework for encoding of measurement values in an unspeakable channel with a continuous space of readings.

Definition 4.5 (Encoding scheme). Let C be an unspeakable channel and I be a finite set of values to be sent through it. An *encoding scheme* for I is:

- A space of subsets $\{E_i \subset C \mid i \in I\}$, the *encoding subsets*, where E_i are disjoint open sets.
- A space of subsets $\{D_i \subset C \mid i \in I\}$, the *decoding subsets*, where D_i are disjoint open sets which cover C up to a set of measure zero.

The encoding subset E_i is the set of all possible readings Alice can send in order to transmit the value $i \in I$. The decoding subset D_i is the set of all possible readings upon receipt of which Bob will record the value $i \in I$.

The success of our protocol depends on encoding schemes which are compatible with the right action of H on the index set of the UEB. We define a general notion of compatibility of an encoding scheme with a right action.

¹²This reference frame transformation group occurs, for instance, when the states $|0\rangle$ and $|1\rangle$ of a qubit are energy eigenstates with different energy eigenvalues.

Definition 4.6 (Compatible channel). Let C be an unspeakable channel for a finite group H . Let $\sigma : I \times H \rightarrow I$ be a right action of H on an index set I . We say that an encoding scheme for I is *compatible with σ* if:

- The decoding subsets $\{D_i\}_{i \in I}$ and the encoding subsets $\{E_i\}_{i \in I}$ are permuted under the action of H on C , inducing left actions $\tau_D, \tau_E : H \times I \rightarrow I$.
- The left actions $\tau_D, \tau_E : H \times I \rightarrow I$ are equal and inverse to the action $\sigma : I \times H \rightarrow I$ of H on I . That is, for all $i \in I$,

$$\tau_D(i, -) = \tau_E(i, -) = \sigma^{-1}(i, -).$$

In other words, given a right action of the reference frame transformation group on a set, a compatible encoding scheme for that set induces the inverse left action on the values sent through the channel.

5 Teleportation procedures

In this section we define the procedures which will be used in each our teleportation schemes. We begin by recalling a basic fact about group actions.

Lemma 5.1. *Let I be a right H -set. Then I splits as a disjoint union of transitive right H -sets $\sqcup_{k=1}^n I_k$, where n is the number of orbits.*

Our approach depends on the existence of a compatible encoding scheme. We will show in Section 6 that it is in principle always in principle possible to find a compatible encoding scheme for a *transitive* right action of H . In our procedures, therefore, we will communicate the H -orbit of the measurement value as speakable information, and the value within that orbit as unspeakable information using a compatible encoding scheme. Nevertheless, in certain cases it is possible to find equivariant UEBs with a single orbit under the H -action [40], like the tetrahedral UEB for BTet $<$ SU(2), which we saw in Section 2; alternatively, different orbits can be combined in a single physical channel, as in Section 8.

Throughout this section and the rest of the paper, let $H \subset G$ be a finite subgroup, let $\{U_i\}_{i \in I}$ be an equivariant UEB for H , let $\sigma : I \times H \rightarrow I$ be the corresponding right action of H on the index set of the UEB, let $I_k \subset I$ be the orbits of I under σ , and let $\sigma_k : I_k \times H \rightarrow I_k$ be the corresponding transitive restricted actions.

5.1 Without realignment

We first detail a procedure which satisfies the (MO) property, and will form the basis of our tight scheme.

Procedure 5.2 (Teleportation procedure without realignment). Let C be an unspeakable channel for G (and therefore also for H), and let $(D_i^k, E_i^k)_{i \in I}$ be encoding schemes for I_k compatible with $\sigma_k : I_k \times H \rightarrow I_k$.

Alice measures in the basis $\{|\phi_i\rangle\}_{i \in I}$ (7) as in a standard teleportation protocol. Let her measurement result be $i \in I_k$. The result is transmitted as follows.

1. Alice transmits the orbit label k through a speakable channel.
2. Alice sends a reading x chosen uniformly at random from the region E_i^k .
3. Bob receives $g \cdot x \in D_j^k$ and performs the correction U_j .

Here g is the reference frame transformation taking Alice's frame at the time of measurement onto Bob's frame at the time of receipt.

We derive an explicit expression for the effective channel obtained using Procedure 5.2 for a general encoding scheme.

Theorem 5.3 (Effective channel for Procedure 5.2). *Suppose that Alice measures some result $i \in I_k$. Then the channel induced by Procedure 5.2 is as follows:*

$$\mathcal{T}_k(\rho) = \frac{|I_k|}{\mu_C(E_0^k)} [\pi(c_i)] \circ \int_G \left(dg p(g) [\pi(g)^\dagger U_0 \pi(g) U_0^\dagger] \right) \circ [\pi(c_i)^\dagger] (\rho) \quad (9)$$

Here $0 \in I_k$ is any element of the orbit; the normalising factor $\mu_C(E_0^k)$ is the measure of E_0^k in C ; $p(g) = \int_{E_0^k \subset C} dx \mathbb{1}_{D_0^k}(g \cdot x)$, where $\mathbb{1}_{D_0^k}$ is a continuous approximation to the indicator function for $D_0^k \subset C$; and $\{c_i\}_{i \in I_k}$, $c_i \in H$ are such that $c_i \cdot E_0^k = E_i^k$.

Proof. The proof is somewhat technical, so has been placed in Appendix B. \square

Proposition 5.4. *Procedure 5.2 satisfies (ME), (DR) and (MO).*

Proof. (ME) is clear, since the entangled resource, measurements and corrections are exactly as in a conventional teleportation protocol; only the classical communication step has changed.

(DR) is also satisfied. Indeed, in Alice's frame, reference frame misalignment affects Bob's reading of the measurement result, and his unitary correction. Since the interval between both of these events is limited only by Bob's apparatus, we may assume that his reference frame alignment does not change between these steps. Otherwise, the effective channel (9) is completely unaffected by unknown arbitrary changes in reference frame alignment throughout the rest of the procedure, since it involves an average over all misalignments in any case.

(MO) is clearly also satisfied, since Alice need only measure in a fixed orthonormal basis, and Bob need only perform corrections from a fixed basis of unitaries. \square

In general Procedure 5.2 communicates an infinite amount of reference frame information.

Proposition 5.5. *Suppose Alice measures $i \in I_k$, performs Procedure 5.2, and Bob receives $y \in C$. Bob now knows that the reference frame misalignment $g_{AB} \in G$ lies in the subset*

$$\{g \in G \mid g^{-1} \cdot y = x \text{ for some } x \in \sqcup_j E_j^k\}. \quad (10)$$

5.2 With realignment

We now detail a teleportation procedure which involves realignment, and will form the basis of our perfect scheme. For simplicity, we assume that Alice's encoding subsets are singleton sets, since this will be the case for our perfect scheme.

Procedure 5.6 (Teleportation procedure with realignment). Let C be an unspeakable channel for G (and therefore also for H), and let $(D_i^k, E_i^k)_{i \in I}$ be encoding schemes for I_k compatible with $\sigma_k : I_k \times H \rightarrow I_k$. Let $E_i^k = \{x_i^k\}$, where x_i^k is a single reading in C .

Alice measures in the basis $\{|\phi_i\rangle\}_{i \in I}$ (7) as in a standard teleportation protocol. Let her measurement result be $i \in I_k$. The result is transmitted as follows.

1. Alice transmits the orbit label k through a speakable channel.
2. Alice sends the reading x_i^k .

3. Bob receives $y = g \cdot x_i^k \in D_j^k$ and performs the correction $\rho(r_j(y))U_j\rho(r_j(y))^\dagger$, where $r_j(y) \in G$ is any element such that $r_j(y) \cdot x_j^k = y$.

In words, Bob realigns his frame (actively or passively) so that the reading he receives is x_j^k , and then performs the correction U_j . Here g is the reference frame transformation taking Alice's frame at the time of measurement onto Bob's frame at the time of receipt.

Again, we derive an explicit expression for the effective channel obtained using Procedure 5.6 for a general encoding scheme.

Proposition 5.7 (Effective channel for Procedure 5.6). *Suppose that Alice measures some result $i \in I_k$. Then the channel induced by Procedure 5.6 is as follows:*

$$\mathcal{T}_i(\sigma) = \int_{\text{Stab}_G(x_i)} ds [\rho(s)^\dagger U_i \rho(s) U_i^\dagger] (\sigma) \quad (11)$$

Here ds is the Haar measure on $\text{Stab}_G(x_i^k)$.

Proof. Alice measures $i \in I_k$ and communicates x_i^k to Bob, who receives $y \in D_j$, where $y = g \cdot x_i^k = (r_j(y)h_{ij}s) \cdot x_i^k$ for $h_{ij} \in H$ such that $h_{ij} \cdot x_i^k = x_j^k$ and some $s \in \text{Stab}_G(x_i^k)$.

The distribution over $\text{Stab}_G(x_i^k)$ is uniform. We therefore have the following expression for the effective channel:

$$\begin{aligned} \mathcal{T}_k(\rho) &= \int_{\text{Stab}_G(x_i^k)} ds [\rho(r_j(y)h_{ij}s)^\dagger \rho(r_j(y))U_j\rho(r_j(y))^\dagger \rho(r_j(y)h_{ij}s)U_i^\dagger] (\sigma) \\ &= \int_{\text{Stab}_G(x_i^k)} ds [\rho(h_{ij}s)^\dagger U_j \rho(h_{ij}s) U_i^\dagger] (\sigma) \\ &= \int_{\text{Stab}_G(x_i^k)} ds [\rho(s)^\dagger U_i \rho(s) U_i^\dagger] (\sigma) \end{aligned}$$

At each step, we used the fact ρ is a representation. To get the final equality, we used equivariance of the unitary error basis. \square

Proposition 5.8. *Procedure 5.6 satisfies (ME) and (DR).*

Proof. Exactly as in Proposition 5.4. \square

6 Reference frame channels

Before defining our teleportation schemes, we introduce an important class of unspeakable channels, for which we construct two encoding schemes.

6.1 Actions and labellings

Definition 6.1. A *reference frame channel* is an unspeakable channel on which G acts freely and transitively.

A reference frame channel should in principle always exist. Indeed, a reference frame can itself be considered as a physical system [5, 19], and the action of the group of reference frame transformations on this system is free and transitive by definition. Such a system may be configured and then communicated from Alice to Bob as a reference frame channel.

Example 6.2. Any asymmetric solid object in n dimensions may be communicated as a reference frame channel for the group of n -dimensional spatial rotations, as in Section 2.

Example 6.3. In the case of two-dimensional spatial rotations, the orientation of the plane is preserved by the rotation group $U(1)$. It is therefore sufficient to send a single vector in the plane, specifying the positive x -direction, to communicate a full Cartesian frame; the orientation of the positive y -direction will be fixed by perpendicularity and parity.

Example 6.4. In Section 8 we use a beam of linearly polarised light to specify a planar axis; this is a reference frame channel for the quotient $U(1)/\mathbb{Z}_2$ of the two-dimensional spatial rotation group arising in the example.

Example 6.5. The unspeakable channel of Example 4.4 is a reference frame channel.

We now provide a concrete approach to encoding using a reference frame channel, based on a labelling of the readings of the channel by elements of the group G . This uses the well-known fact that any free and transitive left G -space is isomorphic to the group G considered as a left G -space under left multiplication.¹³

Definition 6.6. A G -labelling of a reference frame channel C is an isomorphism of G -sets $l : C \rightarrow G$. All such isomorphisms are obtained by choosing an element $x_e \in C$ such that $l(x_e) = e$; they are then uniquely determined by the naturality condition $l(g \cdot x_e) = g \cdot l(x_e) = g$.

We assume that for a reference frame channel there is a canonical procedure (agreed by both parties beforehand) to choose an element $x_e \in C$ based on one's own frame configuration $f \in \mathcal{F}$, where \mathcal{F} is the space of reference frame configurations; abstractly, such a procedure corresponds to a map $\epsilon : \mathcal{F} \rightarrow C$ satisfying the naturality condition

$$g \cdot \epsilon(f) = \epsilon(g \cdot f). \quad (12)$$

Example 6.7. For the channel of Example 6.2, one can define ϵ by aligning marked orthogonal points on the object with one's own Cartesian frame.

For the channel of Example 6.4, one can define ϵ by aligning the polarisation direction with one's own x -axis, as will be seen in Section 8.

For the channel of Example 6.5, one can define ϵ by timing the event to occur at one's own zero of time, with respect to the period.

Definition 6.8. We call $l(x) \in G$ for $x \in C$ the *label* of x , and write $[l(x)]$ to refer to x when a labelling has been fixed; in other words, $[-] : G \rightarrow C$ is the inverse of l . Where Alice and Bob have different labellings l_A, l_B — as in general they will, given their different frame alignments — we write $l_A(x), l_B(x)$ for their respective labellings of x , and $[-]_A, [-]_B$ as the inverse operations, so that $[l_A(x)]_A = [l_B(x)]_B = x$.

The purpose of the G -labelling is to allow us to define an encoding scheme on the reference frame channel C . We first show how a change in reference frame affects the labelling of the channel.

Proposition 6.9. *Let F be the space of reference frame configurations, and let Alice and Bob have different frame configurations $f_A \in F$ and $f_B = g_{AB} \cdot f_A$, which they use to label a reference frame channel by fixing $[e]_A = \epsilon(f_A)$ and $[e]_B = \epsilon(f_B)$ as in Definition 6.6. Then:*

$$[g]_A = [gg_{AB}^{-1}]_B \quad (13)$$

¹³Manifolds on which G acts freely and transitively are known as *principal homogeneous spaces*, or *torsors*.

Proof. The G labelling of the channel is defined as $[g]_A = g \cdot (x_e)_A$; we have $(x_e)_A = \epsilon(f_A)$, so $[g]_A = g \cdot \epsilon(f_A) = \epsilon(g \cdot f_A) = \epsilon(g \cdot g_{AB}^{-1} \cdot f_B) = (gg_{AB}^{-1}) \cdot (x_e)_B = [gg_{AB}^{-1}]_B$. \square

As an example of the utility of this labelling approach to communication through a reference frame channel, we give an explicit procedure whereby the channel can be used to transfer full reference frame information in a single shot.

Procedure 6.10 (Reference frame information transfer). Alice arranges with Bob to send the reading $[e]_A$ which is the identity in her labelling. Bob receives it and sees that it is labelled $[g_{AB}^{-1}]_B$ in his own frame. He thus learns that the reference frame transformation taking Alice's frame onto his own is g_{AB} .

6.2 Encoding schemes for reference frame channels

Now that we have defined reference frame channels and their labellings, we use these to construct compatible encoding schemes (Definition 4.6) for any transitive right action of any finite subgroup $H \subset G$.

We fix some $H \subset G$. In order to characterise the possible transitive right actions of H , we recall the following well-known fact.

Lemma 6.11. *Let H be a finite group. Any finite transitive right H -set is isomorphic to a right coset space $(H/L)_R$ for some subgroup $L \subset H$ under the right action $(Lh_2) \cdot h_1 = Lh_2h_1$.*

Recall from Proposition 6.9 that the G -labelling of C carries the left action $[g]_A = [gg_{AB}^{-1}]_B$. As the first step in defining the encoding scheme for a given transitive right H -set, we now show how a labelled channel C may be divided into regions $[R_h]$ labelled by elements of H , which, for reference frame changes $h_{AB} \in H$, are permuted as $[R_h]_A = [R_{hh_{AB}^{-1}}]_B$. To this end, we first recall the definition of a fundamental domain.

Definition 6.12. A *fundamental domain* for the action of H on G is an open subset $F \subset G$ such that the H -translates Fh have empty intersection and cover G up to a set of measure zero.

Remark 6.13. We are trying to approximately limit the domain of possible reference frame transformations to F . It is therefore sensible to pick F so that all the readings in it are as close to the identity as possible under some metric. To make this precise one can use Voronoi cells (Definition C.2).

Having fixed some fundamental domain F , we now define the regions $[R_h]$.

Definition 6.14. Fix a subgroup $H \subset G$, and a fundamental domain F for H in G . Then the regions $[R_h]$ for $h \in H$ are defined as

$$[R_h] = [Fh] = \{[fh] \mid f \in F\}.$$

These regions are indeed permuted in the desired way.

Lemma 6.15. *Let Bob's reference frame configuration $f_B \in \mathcal{F}$ be related to Alice's configuration $f_A \in \mathcal{F}$ by $f_B = h_{AB} \cdot f_A$ for $h_{AB} \in H$. Then*

$$[R_h]_A = [R_{hh_{AB}^{-1}}]_B.$$

Proof. By (13) the labelling on the readings transforms as $[g]_A = [gg_{AB}^{-1}]_B$; so

$$[R_h]_A = \{[fh]_A \mid f \in F\} = \{[fhh_{AB}^{-1}]_B \mid f \in F\} = [R_{hh_{AB}^{-1}}]_B.$$

This completes the proof. \square

We now show how to use the above division to obtain compatible encoding schemes $(D_i^k, E_i^k)_{i \in I_k}$ for each (I_k, σ_k) . We know from Lemma 6.11 that (I_k, σ_k) is isomorphic as a right H -set to the right coset space $(H/L_k)_R$. Let $\alpha_k : I_k \rightarrow (H/L_k)_R$ be an isomorphism, where for notational convenience we treat α_k as a map onto coset representatives rather than onto cosets themselves. That is, we have $\alpha_k(i) = c_i$ for $i \in I_k$ and representatives $c_i \in H$ of the cosets $L_k c_i$.

Definition 6.16. Let K, H and c_i be as above. The *tight reference frame encoding scheme* is defined as:

$$[D_i^k] = \bigsqcup_{l \in L_k} [R_l c_i] \qquad [E_i^k] = [D_i^k]$$

The *perfect reference frame encoding scheme* is defined as:

$$[D_i^k] = \bigsqcup_{l \in L_k} [R_l c_i] \qquad [E_i^k] = \{[c_i]\}$$

It is clear that these subsets are disjoint and open and that the $\{[D_i^k]\}_{i \in I_k}$ cover the channel up to a set of measure zero; this is therefore an encoding scheme. We now show compatibility.

Proposition 6.17. *The encoding schemes of Definition 6.16 are compatible with (I_k, σ_k) . That is, the subsets $(D_i^k, E_i^k)_{i \in I_k}$ carry the following action of H under reference frame changes $h_{AB} \in H$:*

$$[D_i^k]_A = [D_{\sigma^{-1}(h_{AB}, i)}^k]_B \qquad [E_i^k]_A = [E_{\sigma^{-1}(h_{AB}, i)}^k]_B$$

Proof. We have $[D_i]_A = \sqcup_{k \in K} [F(kc_i)]_A = \sqcup_{k \in K} [F(kc_i h_{AB}^{-1})]_B = \sqcup_{k \in K} [F(k\alpha(\sigma^{-1}(h_{AB}, i)))]_B = \sqcup_{k \in K} [F(kc_{\sigma^{-1}(h_{AB}, i)})]_B = [D_{\sigma^{-1}(h_{AB}, i)}]_B$. The result for $[E_i^k]$ in the perfect encoding follows similarly. \square

7 Our teleportation schemes

We now define our teleportation schemes. The tight scheme may be performed with any un-speakable channel, whereas the perfect scheme requires a reference frame channel.

7.1 Tight teleportation scheme

With a *tight encoding scheme*, Procedure 5.2 leaks no reference frame information at all.

Definition 7.1 (Tight encoding scheme). We say that an encoding scheme $(D_i^k, E_i^k)_{i \in I_k}$ is *tight* if the encoding subsets $\{E_i^k\}_{i \in I_k}$ cover the space of readings for all k .

Remark 7.2. Since the encoding subsets $\{E_i^k\}_{i \in I_k}$ are permuted transitively under the action of H , it follows that they all have the same measure.

Example 7.3. The tight encoding scheme for a reference frame channel (Definition 6.16) is tight. The first encoding scheme in Section 2 was tight.

Proposition 7.4. *When the encoding scheme is tight, Procedure 5.2 additionally satisfies (MC) and (NL).*

Proof. For a tight encoding scheme, Alice is equally likely to send any reading in the channel, since Alice has an equal probability of measuring any $i \in I_k$ and chooses a reading with uniform probability from the subsets $\{E_i^k\}_{i \in I}$, which have equal measure and cover the space of readings up to a set of measure zero. It follows that the procedure communicates no reference frame information, since without prior knowledge of the reading Alice sent, nothing can be learned from the reading that is received. The (NL) property is therefore satisfied.

The only information Bob learns from the message he receives is which of his decoding subsets $\{D_i^k\}_{i \in I_k}$ the reading he receives lies in; there are $\sum_k |I_k| = |I| = d^2$ possible messages, which are equiprobable. In total, therefore, he receives two dits of classical information. The (MC) property is therefore also satisfied. \square

We therefore define our tight teleportation scheme as follows.

Definition 7.5. Our *tight teleportation scheme* uses Procedure 5.2 together with a tight encoding scheme for every orbit I_k .

Remark 7.6. When performed using the tight reference frame encoding scheme of Definition 6.16, a tight encoding scheme serves to approximately restrict the range of possible reference frame misalignments to a region close to the identity. Indeed, the probability distribution $p(g)$ in (9) is proportional to the measure of the intersection of the fundamental domain in C with its image under the action of $g \in G$.

7.2 Perfect teleportation scheme

Proposition 7.7. Procedure 5.6 with the perfect encoding scheme on a reference frame channel (Definition 6.16) induces a perfect teleportation channel.

Proof. Immediate from Proposition 5.7 and the fact that the stabiliser of any reading in the channel is trivial. \square

We therefore define our perfect teleportation scheme as follows.

Definition 7.8. Our *perfect teleportation scheme* uses Procedure 5.6 together with a perfect encoding scheme on a reference frame channel for every orbit I_k .

8 Example: Phase reference frame uncertainty

In our second example, we consider a scenario where Alice and Bob have an optical link along a line of sight, through which they can perform quantum or classical communication mediated by individual photons or classical beams of light. The axis of this link can be treated as a shared z -direction. However, there is no shared xy -frame in the perpendicular plane.

Alice intends to transfer one half of a polarisation-entangled pair of photons to Bob, which can be used to teleport the state of a qubit in her possession. However, reference frame uncertainty may arise from rotation of the devices [20]; if Bob's device rotates around the axis of the optical link, his description of the polarisation state of the transmitted photon will change.

The reference frame transformation group here is the 2D rotation group $U(1)$. If $\theta \in [0, 2\pi)$ is the angle of a clockwise rotation of the 2D Cartesian frame, we have the following action on the state of the photon:

$$\theta \mapsto \rho(\theta) = \begin{pmatrix} 1 & 0 \\ 0 & e^{-2i\theta} \end{pmatrix}$$

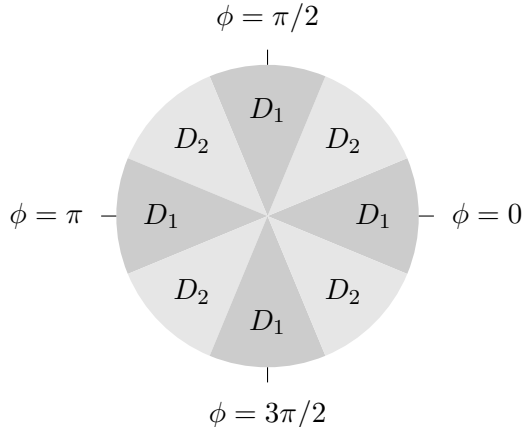


Figure 3: The decoding subsets $[D_1]$ and $[D_2]$.

Here the vector acted on by the matrix is $(v_L, v_R)^T$, where v_L is the left and v_R the right circular polarisation coefficient.

The reference frame uncertainty affects the protocol in the usual way (8). It is straightforward to check that the effective channel for standard teleportation acts as follows on an input density matrix:

$$\begin{pmatrix} a & b \\ c & d \end{pmatrix} \mapsto \begin{pmatrix} a & b/2 \\ c/2 & d \end{pmatrix} \quad (14)$$

In our approach Alice uses the polarisation of a classical beam of light to communicate the measurement result. We note first that because the action (14) has kernel $\{0, \pi\}$, the ‘real’ reference frame transformation group can be taken as $U(1)/\mathbb{Z}_2 \simeq U(1)$. The orientation of the polarisation axis of a linearly polarised light beam carries a free and transitive action of this reduced reference frame transformation group and therefore serves as a reference frame channel.

The only orbit which is not a singleton is $i \in \{1, 2\}$. We use the machinery of Section 6.2 to define tight and perfect encoding schemes for this orbit. From the results of our previous paper [40], the largest subgroup of G with an equivariant UEB is \mathbb{Z}_4 ; the equivariant UEB is the basis of Pauli matrices. We choose the fundamental domain in G as the Voronoi cell of the identity for the metric $\mu(\theta_1, \theta_2) = |\theta_1 - \theta_2|$ (see Appendix C). We define the map $\epsilon : F \rightarrow C$ by stipulating that the reading labelled by the identity should be the direction of the x -axis of the labeller’s Cartesian frame. The tight encoding scheme is:

$$\begin{aligned} [D_1] = [E_1] &:= \{[\phi] \mid \phi \in (12\pi/8, 13\pi/8] \cup (15\pi/8, \pi/8] \cup (3\pi/8, 4\pi/8]\} \\ [D_2] = [E_2] &:= \{[\phi] \mid \phi \in (13\pi/8, 15\pi/8] \cup (\pi/8, 3\pi/8]\} \end{aligned} \quad (15)$$

The angles here are the polar angles of the polarisation axis with the labeller’s x -axis; the regions $[D_1]$ and $[D_2]$ are shown in Figure 3. The perfect encoding scheme has $[D_1]$ and $[D_2]$ as in (15), with $[E_1] := \{[e]\}$ and $[E_2] := \{[\pi/4]\}$.

We begin with the tight scheme. Following Procedure 5.2, Alice sends her measurement result as follows. If Alice measures 0 or 3, she transmits a beam of clockwise or anticlockwise circularly polarised light respectively; since the direction of circular polarisation is preserved under reference frame transformations, Bob will receive the measurement result as it was sent. However, if she measures 1 or 2, she sends the measurement result encoded in the polarisation axis of a beam of linearly polarised light. If she measures 1, she sends the light linearly polarised along an axis selected uniformly at random from the region $[E_1]_A$. If she measures 2, she sends

the light linearly polarised along an axis selected uniformly at random from the region $[E_2]_A$. Bob then uses $[D_1]_B$ and $[D_2]_B$ to decode.

Using Theorem 5.3 we calculate the effective channel for measurement result 1 as

$$4 \int_{-\pi}^{\pi} d\theta p(\theta) [\rho(\theta)^\dagger U_1 \rho(\theta) U_1^\dagger](\sigma) \quad (16)$$

where $p(\theta)$ is the modulus of a sawtooth wave:

$$p(\theta) = \left| \frac{(\theta + \pi/2)}{\pi} - \left\lfloor \frac{1}{2} + \frac{(\theta + \pi/2)}{\pi} \right\rfloor \right| \quad (17)$$

This integral is straightforward to evaluate for an arbitrary input density matrix. The channel for result 2 is similar. Averaging over the possible measurement outcomes, we find that the tight scheme has the following action on an input density matrix:

$$\begin{pmatrix} a & b \\ c & d \end{pmatrix} \mapsto \begin{pmatrix} a & \frac{b}{2} \left(\frac{1}{\pi^2} + 1 \right) \\ \frac{c}{2} \left(\frac{1}{\pi^2} + 1 \right) & d \end{pmatrix} \quad (18)$$

We see that the quality of the channel has increased slightly, despite the fact that no reference frame information has been transmitted. In particular, the final state is now asymmetric; our protocol teleports unspeakable information even when values 1 and 2 are measured.

For the perfect teleportation scheme, Alice encodes using (15). Upon receipt of a linearly polarised light beam, Bob realigns his frame actively or passively by the smallest possible amount so that the polarisation direction is $[0]_B$ or $[\pi/4]_B$, at which point he performs U_1 or U_2 respectively. By Proposition 7.7, this results in perfect teleportation.

9 Calculations

In this section we assess our tight scheme in the specific cases of $U(1)$ and $SU(2)$ reference frame uncertainty on a qubit. In each case, we will consider the channel quality achievable using a standard protocol, and compare it with that achievable using a tight scheme on a reference frame channel.

9.1 Map purity and its calculation

We begin by introducing the measure we use to evaluate the success of the protocol, the *map purity* $P(\rho_{\mathcal{T}})$ [34, 35, 44]. We first recall the definition of the Choi-Jamiołkowski (CJ) state of a channel.

Definition 9.1. The *Choi-Jamiołkowski state* $\rho_{\mathcal{T}}$ of a channel \mathcal{T} on a Hilbert space of dimension d is

$$\rho_{\mathcal{T}} = \frac{1}{2} (\mathbb{1} \otimes \mathcal{T})(\omega),$$

where ω is the density matrix of the state $\frac{1}{\sqrt{d}} \sum_{i=0}^{d-1} |i\rangle \otimes |i\rangle$.

Definition 9.2. The *normalised map purity* $P(\mathcal{T})$ of a channel \mathcal{T} on a Hilbert space of dimension d is the normalised purity of its CJ state; that is,

$$P(\mathcal{T}) = 1 + \frac{\text{Tr}(\rho_{\mathcal{T}} \ln(\rho_{\mathcal{T}}))}{\ln(d^2)} \quad (19)$$

For the specific problem of optimising the conventional protocol over the space of all qubit UEBs, we use the normalised linear map purity for ease of calculation.

Definition 9.3. The *linear map purity* $P(\mathcal{T})$ of a channel \mathcal{T} on a Hilbert space of dimension d is defined as the normalised linear purity of its CJ state; that is,

$$P^L(\mathcal{T}) = \text{Tr}(\rho_{\mathcal{T}}^2).$$

The map purity, whether linear or not, is easy to calculate and very similar to minimum purity over pure state inputs in the qubit case [35], which we consider here.

In this work there are two situations in which we need to calculate the map purity. The first situation is optimisation of the linear map purity for standard teleportation over the space of all qubit UEBs. We first note that all our channels are random unitary channels.

Definition 9.4. A *random unitary channel* is a channel of the form

$$\sigma \mapsto \int_X dx [U(x)](\sigma)$$

for some label space and probability measure (X, dx) , where each $U(x)$ is a unitary matrix.

In our case, the channel is of the form

$$\sigma \mapsto \sum_i \int_G dg p(i)q(g)[U(i, g)](\sigma)$$

where $U(i, g)$ are the unitaries, the label space is $I \times G$, and the probability measure on the label space is $dg p(i)q(g)$ — this is the product of the Haar measure, the probability $p(i)$ of measurement result i (which is uniform), and the p.d.f. $q(g)$ over the set of reference frame alignments. We have the following useful expression for the map purity of these channels.

Proposition 9.5 (Map purity of a random unitary channel). *Let \mathcal{T} be a random unitary channel on a Hilbert space of dimension d . Let $I = \{0, \dots, n-1\}$ be a discrete index for the random unitary matrices with probability distribution $p(i), i \in I$, and $g \in G$ be a continuous index with p.d.f. $q(g)dg$, such that the probability of a given unitary is $p(i)q(g)dg$. Then:*

$$P^L(\mathcal{T}) = \frac{1}{d^2} \sum_{i,j=0}^{n-1} \int_{G \times G} p(i)p(j)q(g)q(g')dgdg' |\text{Tr}(U(i, g)^\dagger U(j, g'))|^2 \quad (20)$$

Proof. This is a straightforward unpacking of the definition of $P^L(\mathcal{T})$ for a random unitary channel. \square

We will also need to calculate the map purity from the matrix expression of the superoperator for a given channel. Recall that a superoperator, as a linear map on the space of density matrices, can be written as a $d^2 \times d^2$ matrix [27, 45]. The density matrix of the CJ state can be obtained by ‘reshuffling’ the entries of this superoperator matrix and multiplying by a scale factor [34], illustrated here for $d = 2$:

$$\begin{pmatrix} A_{11} & A_{12} & A_{13} & A_{14} \\ A_{21} & A_{22} & A_{23} & A_{24} \\ A_{31} & A_{32} & A_{33} & A_{34} \\ A_{41} & A_{42} & A_{43} & A_{44} \end{pmatrix} \mapsto \frac{1}{2} \begin{pmatrix} A_{11} & A_{12} & A_{21} & A_{22} \\ A_{13} & A_{14} & A_{23} & A_{24} \\ A_{31} & A_{32} & A_{41} & A_{42} \\ A_{33} & A_{34} & A_{43} & A_{44} \end{pmatrix}$$

9.2 Calculations for U(1)

Here we consider the case $G = \text{U}(1)$, where the group of reference frame transformations acts on the qubit state as follows:

$$\theta \mapsto \begin{pmatrix} 1 & 0 \\ 0 & e^{i\theta} \end{pmatrix} \quad (21)$$

We begin by finding the UEB which optimises linear map purity for a conventional protocol.

Conventional protocol. A general qubit UEB may be expressed as $U\mathcal{E}V$, where U, V are arbitrary unitary matrices and $\mathcal{E} = \{X_0, X_1, X_2, X_3\}$ is the Pauli UEB (1). Since we ignore global phase, we need only consider unitaries up to their induced rotation of the Bloch sphere. Let $R_{\hat{n}}(\theta)$ be a Bloch sphere rotation through an angle θ around the \hat{x} axis; let X_i be a Pauli rotation (that is, a rotation through an angle π around the x -, y - or z axis); and let \hat{x}, \hat{y} be two unit vectors which correspond to the choice of UEB. Then the equiprobable unitaries are as follows:

$$U_{ig} = gV^\dagger X_i U^\dagger g^\dagger U X_i V \quad (22)$$

$$\sim VgV^\dagger X_i U^\dagger g^\dagger U X_i \quad (23)$$

$$= R_{\hat{x}}(\theta) R_{X_i(\hat{y})}(-\theta) \quad (24)$$

We write \sim to indicate that replacing unitaries (22) with unitaries (23) will yield a channel with the same purity, because of cyclicity of the trace in (20). The second equality follows by the fact that conjugating a rotation $R_{\hat{x}}(\theta)$ by another rotation Q gives $QR_{\hat{x}}(\theta)Q^{-1} = R_{Q(\hat{x})}(\theta)$. By Lemma 9.5 we therefore have the following expression for the effective channel:

$$P(\mathcal{T}) = \frac{1}{256\pi^2} \sum_{i,j} \int_0^{2\pi} \int_0^{2\pi} d\theta_1 d\theta_2 |\text{Tr}[R_{X_j(\hat{y})}(-\theta_2) R_{X_i(\hat{y})}(\theta_1) R_{\hat{x}}(\theta_2 - \theta_1)]|^2 \quad (25)$$

Here the choice of UEB corresponds to a choice of two unit vectors (\hat{x}, \hat{y}) or equivalently a choice of angles $(\psi_{\hat{x}}, \psi_{\hat{y}}, \phi_{\hat{x}}, \phi_{\hat{y}}) \in [0, \pi]^2 \times [0, 2\pi]^2$. The factor in front of the integral is a product of the normalisation factors for the parameterisation of U(1) and the 1/4 probabilities for measurement results i and j . The simplicity of the integral allows us to numerically evaluate it for given \hat{x}, \hat{y} with negligible error. We performed Nelder-Mead maximisation over \hat{x}, \hat{y} and found optimality of the Pauli UEB, corresponding to angles $(0, 0, 0, 0)$. The normalised map purity for this UEB is

$$1 + \frac{1}{\ln(4)} (0.75 \ln(0.75) + 0.25 \ln(0.25)) \simeq 0.59.$$

Tight reference frame encoding. To employ our approach we must choose a finite subgroup $H \subset \text{U}(1)$ for which an equivariant UEB exists. Since the region of integration will be the fundamental domain of such a group, we should choose the largest such subgroup possible; in previous work [40] this was shown to be $H \simeq \mathbb{Z}_4$, for which there exists a two-parameter family of equivariant UEBs, all with the same orbit type:

$$U_0 = R_{\hat{z}}(\theta - \pi) \quad U_1 = R_{\hat{z}}(\phi) X R_{\hat{z}}(-\phi) \quad U_2 = R_{\hat{z}}(\phi) Y R_{\hat{z}}(-\phi) \quad U_3 = R_{\hat{z}}(\theta)$$

Here X and Y are the Pauli matrices, and $R_{\hat{n}}(\theta)$ is the unitary matrix (we ignore phase) which rotates the Bloch sphere through an angle θ about the axis \hat{n} . The Pauli UEB is the member of this family with parameters $\theta = \pi, \phi = 0$. The tight reference frame encoding scheme for this family of UEBs was given in (15).

We use Theorem 5.3 to calculate the superoperator for the effective channel. Because the group is abelian, conjugation by $\pi(c_i)$ is irrelevant, so the channel will be identical for measurements 1 and 2. For a similar reason we need only consider the Pauli UEB, since all UEBs in the family yield identical channels. It is easy to derive an analytic expression for $p(g)$; we stated it at the end of Section 8. There we also stated the action on an input density matrix for measurement results 1 and 2. The normalised map purity for the effective channel is

$$1 + \frac{1}{\ln(4)} \left(\frac{1 + 3\pi^2}{4\pi^2} \ln \left(\frac{1 + 3\pi^2}{4\pi^2} \right) + \frac{-1 + \pi^2}{4\pi^2} \ln \left(\frac{-1 + \pi^2}{4\pi^2} \right) \right) \simeq 0.62.$$

9.3 Calculations for SU(2)

We now consider the case $G = \text{SU}(2)$, acting on a qubit state by its defining representation.

Conventional protocol. We have a channel of the form (20), which involves integration over $\text{SU}(2)$. In order to obtain a parametrisation and measure for the integral, we use the isomorphism between $\text{SU}(2)$ and the unit quaternions. These quaternions, being diffeomorphic to the 3-sphere S^3 , may be parametrised by hyperspherical coordinates $(\theta, \psi, \phi) \in D$, where $D = [0, \pi] \times [0, \pi] \times [0, 2\pi]$. This parametrisation is inherited by $\text{SU}(2)$, along with the Haar measure $d\Omega$ on S^3 , as follows:

$$g(\theta, \psi, \phi) = \begin{pmatrix} \cos(\theta) + i \sin(\theta) \sin(\psi) \sin(\phi) & (\cos(\psi) + i \cos(\phi) \sin(\psi)) \sin(\theta) \\ -(\cos(\psi) - i \cos(\phi) \sin(\psi)) \sin(\theta) & \cos(\theta) - i \sin(\phi) \sin(\psi) \sin(\theta) \end{pmatrix}$$

$$d\Omega = \frac{1}{2\pi^2} \sin^2(\theta) \sin(\psi) d\theta d\psi d\phi$$

We consider the integrand. Expanding the UEB elements in the form $U\mathcal{E}V$, where U, V are arbitrary unitary matrices and $\mathcal{E} = \{X_0, X_1, X_2, X_3\}$ is the Pauli UEB, we see that the unitaries of the channel will be, for all $Y \in \text{SU}(2)$ and $i \in I = \{1, \dots, 4\}$,

$$U(Y, i) = YV^\dagger X_i^\dagger U^\dagger Y^\dagger U X_i V$$

$$\sim VYV^\dagger X_i^\dagger U^\dagger Y^\dagger U X_i$$

where the equivalence is again a consequence of the cyclicity of the trace in (20). We therefore obtain the following equation for the map purity:

$$P(\mathcal{T}) = \frac{1}{32} \int_{D \times D} d\Omega_1 d\Omega_2 |\text{Tr}[X_i Y_1 X_i \tilde{U} Y_1^\dagger Y_2 \tilde{U}^\dagger X_j Y_2^\dagger X_j]|^2 \quad (26)$$

Here we performed a change of variables from Y_i to $\tilde{Y}_i = VY_iV^\dagger$, using the invariance of the measure; we omit the tilde on the new variable. We also wrote $\tilde{U} := VU$; note that this is the the only significant element in our choice of UEB.

There are only three relevant angle variables in the choice of UEB, corresponding to a choice of a single unitary $\tilde{U} := VU$. We performed random sampling of 100 angle triples and computed the linear map purity of the effective channel for the corresponding UEB using (26). None of these UEBs outperformed the Pauli matrices. For these the normalised map purity is

$$1 - \frac{1}{2\ln(4)} \left(\ln \left(\frac{1}{2} \right) + \ln \left(\frac{1}{6} \right) \right) \simeq 0.21.$$

Tight reference frame encoding. Again, we choose the largest possible subgroup $H \subset \text{SU}(2)$ for which an equivariant UEB exists; in previous work [40] this was shown to be $H \simeq \text{BOct}$, where BOct is the binary octahedral group, which has order 48. The group $\text{BOct} \subset \text{SU}(2)$ is the symmetry group of a cube centered at the origin of the Bloch sphere and whose center-to-face axes we take to be the x -, y - and z -axes. The Pauli UEB is, up to phase, the unique UEB equivariant for this subgroup.

We show in Appendix C that the Frobenius distance function (Definition C.3) is an invariant distance function for $\text{SU}(2)$ such that the Voronoi cell of the identity of any subgroup in $\text{SU}(2)$ is a fundamental domain (Proposition C.5). Let F be the Voronoi cell of the identity element of the subgroup $H = \text{BOct}$.

The channel is perfect for measurement result 0. However, $\{U_1, U_2, U_3\}$ is a 3-orbit up to a phase under the conjugation action, isomorphic as a right H -set to the right coset space obtained by taking the quotient of H by a certain subgroup $K = \text{Stab}(U_1) \subset H$. We choose right coset representatives of K in H as follows:

$$c_1 = \begin{pmatrix} 1 & 0 \\ 0 & 1 \end{pmatrix} \quad c_2 = \frac{1}{2} \begin{pmatrix} 1-i & -1-i \\ 1-i & 1+i \end{pmatrix} \quad c_3 = \frac{1}{\sqrt{2}} \begin{pmatrix} 1+i & 0 \\ 0 & 1-i \end{pmatrix}$$

The channel expression is given by Theorem 5.3. We evaluate the integral using Monte Carlo integration with rejection sampling [32], obtaining normalised map purity 0.32 ± 0.02 .

References

- [1] Yakir Aharonov and Leonard Susskind. Charge superselection rule. *Physical Review*, 155:1428–1431, 1967. doi:10.1103/PhysRev.155.1428.
- [2] Laszlo Bacsardi. On the way to quantum-based satellite communication. *IEEE Communications Magazine*, 51(8):50–55, 2013. doi:10.1109/MCOM.2013.6576338.
- [3] Emili Bagan and Ramon Muñoz-Tapia. Aligning spatial frames through quantum channels. *International Journal of Quantum Information*, 4(01):5–16, 2006.
- [4] Stephen D. Bartlett, Terry Rudolph, and Robert W. Spekkens. Decoherence-full subsystems and the cryptographic power of a private shared reference frame. *Physical Review A*, 70:032307, 2004. arXiv:quant-ph/0403161, doi:10.1103/PhysRevA.70.032307.
- [5] Stephen D. Bartlett, Terry Rudolph, and Robert W. Spekkens. Reference frames, superselection rules, and quantum information. *Reviews in Modern Physics*, 79:555–609, 2007. arXiv:quant-ph/0610030, doi:10.1103/RevModPhys.79.555.
- [6] Charles H. Bennett and Gilles Brassard. Quantum cryptography: Public key distribution and coin tossing. *Theoretical Computer Science*, 560:7–11, 2014. Theoretical Aspects of Quantum Cryptography celebrating 30 years of BB84. doi:10.1016/j.tcs.2014.05.025.
- [7] Charles H. Bennett, Gilles Brassard, Claude Crépeau, Richard Jozsa, Asher Peres, and William K. Wootters. Teleporting an unknown quantum state via dual classical and Einstein-Podolsky-Rosen channels. *Physical Review Letters*, 70:1895–1899, 1993. doi:10.1103/PhysRevLett.70.1895.
- [8] Giulio Chiribella, Vittorio Giovannetti, Lorenzo Maccone, and Paolo Perinotti. Teleportation transfers only speakable quantum information. *Physical Review A*, 86:010304, 2012. arXiv:1008.0967, doi:10.1103/PhysRevA.86.010304.

- [9] Valerio D’Ambrosio, Eleonora Nagali, Stephen P. Walborn, Leandro Aolita, Sergei Slusarenko, Lorenzo Marrucci, and Fabio Sciarrino. Complete experimental toolbox for alignment-free quantum communication. *Nature Communications*, 3:961, 2012. arXiv:1203.6417, doi:10.1038/ncomms1951.
- [10] Sergio Doplicher and John E. Roberts. Why there is a field algebra with a compact gauge group describing the superselection structure in particle physics. *Communications in Mathematical Physics*, 131(1):51–107, Jul 1990. URL: <https://projecteuclid.org/euclid.cmp/1104200703>, doi:10.1007/BF02097680.
- [11] J. L. Duligall, M. S. Godfrey, K. A. Harrison, W. J. Munro, and J. G. Rarity. Low cost and compact quantum key distribution. *New Journal of Physics*, 8(10):249, 2006. arXiv:quant-ph/0608213, doi:10.1088/1367-2630/8/10/249.
- [12] J. L. Duligall, M. S. Godfrey, A. M. Lynch, W. J. Munro, K. J. Harrison, and J. G. Rarity. Low cost quantum secret key growing for consumer transactions. In *CLEO Europe and IQEC 2007 Conference Digest*. Optical Society of America, 2007. doi:10.1364/IQEC.2007.JSI2_4.
- [13] Artur Ekert. Quantum cryptography based on Bell’s theorem. *Physical Review Letters*, 67(6):661, 1991. doi:10.1103/PhysRevLett.67.661.
- [14] Nicolas Gisin, Grégoire Ribordy, Wolfgang Tittel, and Hugo Zbinden. Quantum cryptography. *Reviews of Modern Physics*, 74:145–195, 2002. arXiv:quant-ph/0101098, doi:10.1103/RevModPhys.74.145.
- [15] Daniel Gottesman and Isaac L. Chuang. Demonstrating the viability of universal quantum computation using teleportation and single-qubit operations. *Nature*, 402(6760):390–393, 1999. doi:10.1038/46503.
- [16] Lawrence M. Ioannou and Michele Mosca. Public-key cryptography based on bounded quantum reference frames. *Theoretical Computer Science*, 560(P1):33–45, 2014. arXiv:0903.5156, doi:10.1016/j.tcs.2014.09.016.
- [17] Tanvirul Islam, Loïck Magnin, Brandon Sorg, and Stephanie Wehner. Spatial reference frame agreement in quantum networks. *New Journal of Physics*, 16(6):063040, 2014. arXiv:1306.5295, doi:10.1088/1367-2630/16/6/063040.
- [18] Tanvirul Islam and Stephanie Wehner. Asynchronous reference frame agreement in a quantum network. *New Journal of Physics*, 18(3):033018, 2016. arXiv:1505.02565, doi:10.1088/1367-2630/18/3/033018.
- [19] Alexei Kitaev, Dominic Mayers, and John Preskill. Superselection rules and quantum protocols. *Physical Review A*, 69:052326, 2004. arXiv:quant-ph/0310088, doi:10.1103/PhysRevA.69.052326.
- [20] Anthony Laing, Valerio Scarani, John G. Rarity, and Jeremy L. O’Brien. Reference-frame-independent quantum key distribution. *Physical Review A*, 82:012304, 2010. arXiv:1003.1050, doi:10.1103/PhysRevA.82.012304.
- [21] Wen-Ye Liang, Shuang Wang, Hong-Wei Li, Zhen-Qiang Yin, Wei Chen, Yao Yao, Jing-Zheng Huang, Guang-Can Guo, and Zheng-Fu Han. Proof-of-principle experiment of reference-frame-independent quantum key distribution with phase coding. *Scientific Reports*, 4:3617, 2014. arXiv:1405.2136, doi:10.1038/srep03617.

- [22] Daniel A. Lidar and K. Birgitta Whaley. *Decoherence-Free Subspaces and Subsystems*, pages 83–120. Springer Berlin Heidelberg, Berlin, Heidelberg, 2003. [arXiv:quant-ph/0301032](#), [doi:10.1007/3-540-44874-8_5](#).
- [23] Iman Marvian and Robert W Spekkens. The theory of manipulations of pure state asymmetry: I. Basic tools, equivalence classes and single copy transformations. *New Journal of Physics*, 15(3):033001, 2013. [arXiv:1104.0018](#), [doi:10.1088/1367-2630/15/3/033001](#).
- [24] Iman Marvian and Robert W. Spekkens. Asymmetry properties of pure quantum states. *Physical Review A*, 90:014102, 2014. [arXiv:1105.1816](#), [doi:10.1103/PhysRevA.90.014102](#).
- [25] Ugo Marzolino and Andreas Buchleitner. Quantum teleportation with identical particles. *Physical Review A*, 91:032316, 2015. [arXiv:1502.05814](#), [doi:10.1103/PhysRevA.91.032316](#).
- [26] Ugo Marzolino and Andreas Buchleitner. Performances and robustness of quantum teleportation with identical particles. *Proceedings of the Royal Society of London A: Mathematical, Physical and Engineering Sciences*, 472(2185), 2016. [arXiv:1512.02692](#), [doi:10.1098/rspa.2015.0621](#).
- [27] Jarosław A. Miszczyk. Singular value decomposition and matrix reorderings in quantum information theory. *International Journal of Modern Physics C*, 22(09):897–918, 2011. [arXiv:1011.1585](#), [doi:10.1142/S0129183111016683](#).
- [28] Sreram Muralidharan, Linshu Li, Jungsang Kim, Norbert Lütkenhaus, Mikhail D Lukin, and Liang Jiang. Optimal architectures for long distance quantum communication. *Scientific reports*, 6:20463, 2016. [doi:10.1038/srep20463](#).
- [29] Michael A. Nielsen and Isaac L. Chuang. *Quantum Computation and Quantum Information: 10th Anniversary Edition*. Cambridge University Press, New York, NY, USA, 10th edition, 2011.
- [30] Asher Peres and Petra F. Scudo. Unspeakable quantum information. In A Khrennikov, editor, *Quantum Theory: Reconsideration of Foundations*. Vaxjo Univesity Press, 2002. [arXiv:quant-ph/0201017](#).
- [31] Stefano Pirandola and Stefano Mancini. Quantum teleportation with continuous variables: A survey. *Laser Physics*, 16(10):1418–1438, 2006. [arXiv:quant-ph/0604027](#), [doi:10.1134/S10546660X06100057](#).
- [32] W. Reiher. Monte Carlo Methods. *Biometrische Zeitschrift*, 8(3):209–209, 1966. [doi:10.1002/bimj.19660080314](#).
- [33] Ji-Gang Ren, Ping Xu, Hai-Lin Yong, Liang Zhang, Sheng-Kai Liao, Juan Yin, Wei-Yue Liu, Wen-Qi Cai, Meng Yang, Li Li, et al. Ground-to-satellite quantum teleportation. *Nature*, 549(7670):70–73, 2017. [arXiv:1707.00934](#), [doi:10.1038/nature23675](#).
- [34] Wojciech Roga, Zbigniew Puchała, Łukasz Rudnicki, and Karol Życzkowski. Entropic trade-off relations for quantum operations. *Physical Review A*, 87(3):032308, 2013. [arXiv:1206.2536](#), [doi:10.1103/PhysRevA.87.032308](#).
- [35] Wojciech Roga, Karol Życzkowski, and Mark Fannes. Entropic characterisation of quantum operations. *International Journal of Quantum Information*, 09(04):1031–1045, 2011. [doi:10.1142/S0219749911007794](#).

- [36] Michael Skotiniotis and Gilad Gour. Alignment of reference frames and an operational interpretation for the G-asymmetry. *New Journal of Physics*, 14(7):073022, 2012. arXiv:1202.3163, doi:10.1088/1367-2630/14/7/073022.
- [37] Federico M. Spedalieri. Quantum key distribution without reference frame alignment: Exploiting photon orbital angular momentum. *Optics Communications*, 260(1):340 – 346, 2006. arXiv:quant-ph/0409057, doi:10.1016/j.optcom.2005.10.001.
- [38] Steven van Enk. The physical meaning of phase and its importance for quantum teleportation. *Journal of Modern Optics*, 48(13):2049–2054, 2001. arXiv:quant-ph/0102004, doi:10.1080/09500340108240906.
- [39] Dominic Verdon and Jamie Vicary. Tight reference frame-independent quantum teleportation. *Electronic Proceedings in Theoretical Computer Science*, 236:202–214, 2017. arXiv:1603.08866v1, doi:10.4204/EPTCS.236.13.
- [40] Dominic Verdon and Jamie Vicary. Perfect tight quantum teleportation without a shared reference frame. 2018. arXiv:1710.01060.
- [41] J Wabnig, D Bitauld, H W Li, A Laing, J L O’Brien, and A O Niskanen. Demonstration of free-space reference frame independent quantum key distribution. *New Journal of Physics*, 15(7):073001, 2013. arXiv:1305.0158, doi:10.1088/1367-2630/15/7/073001.
- [42] Reinhard F. Werner. All teleportation and dense coding schemes. *Journal of Physics A: Mathematical and General*, 34(35):7081, 2001. arXiv:quant-ph/0003070, doi:10.1088/0305-4470/34/35/332.
- [43] Juan Yin, Yuan Cao, Yu-Huai Li, Sheng-Kai Liao, Liang Zhang, Ji-Gang Ren, Wen-Qi Cai, Wei-Yue Liu, Bo Li, et al. Satellite-based entanglement distribution over 1200 kilometers. *Science*, 356(6343):1140–1144, 2017. arXiv:1707.01339, doi:10.1126/science.aan3211.
- [44] Mário Ziman. Incomplete quantum process tomography and principle of maximal entropy. *Physical Review A*, 78(3):032118, 2008. arXiv:0802.3892, doi:10.1103/PhysRevA.78.032118.
- [45] Karol Życzkowski and Ingemar Bengtsson. On duality between quantum maps and quantum states. *Open Systems & Information Dynamics*, 11(01):3–42, 2004. arXiv:quant-ph/0401119, doi:10.1023/B:OPSY.0000024753.05661.c2.

Appendices

A Reference frame transformation rules

In this appendix we briefly summarise the effect of reference frame transformations on measurements and operations. Let \mathcal{F} be the space of reference frame configurations. Let V be the d -dimensional Hilbert space of a system whose states are described according to a reference frame. The Hilbert space carries a unitary representation $\rho : G \rightarrow B(V)$, which encodes how states transform upon a change of reference frame: a state with vector $|\psi\rangle$ in reference frame $f \in \mathcal{F}$ will have vector $\rho(g)|\psi\rangle$ in reference frame $g \cdot f$. Let $g_{AB} \in G$ be the reference frame transformation taking Alice’s frame $f_A \in \mathcal{F}$ onto Bob’s frame $f_B \in \mathcal{F}$; that is, $f_B = g_{AB} \cdot f_A$. We then have the following expressions:

Proposition A.1. *A state with vector $|\psi\rangle$ in Bob's frame has vector $\rho(g)^\dagger |\psi\rangle$ in Alice's frame. An linear map with matrix $M : V \rightarrow V$ in Bob's frame has matrix $\rho(g)^\dagger M \rho(g)$ in Alice's frame. A general operation $\Phi : L(V) \rightarrow L(V)$ in Bob's frame is the operation $[\rho(g)^\dagger] \circ \Phi \circ [\rho(g)]$ in Alice's frame.*

Proof. By definition a state described in Alice's frame as $|\psi\rangle$ will be described in Bob's frame as $\rho(g) |\psi\rangle$; the first equation follows immediately.

For the linear maps, consider that an linear map is defined by its matrix elements in some orthonormal basis. Bob performs the operation with matrix elements M_{ij} in his frame; that is, he performs the operation M_B such that $\langle i_B | M_B | j_B \rangle = M_{ij}$. Now note that $|i_B\rangle = \rho(g)^\dagger |i_A\rangle$, so $M_{ij} = \langle i_B | M_B | j_B \rangle = \langle i_A | \rho(g) M_B \rho(g)^\dagger | j_A \rangle$. In Alice's frame, therefore, Bob has performed the operation M_B such that $\rho(g) M_B \rho(g)^\dagger = M_A$; this operation is therefore related to M_A by $M_A = \rho(g)^\dagger M_B \rho(g)$. The same argument can be extended to general operations by considering the Kraus maps. \square

B Proof of Theorem 5.3

We now provide the postponed proof of this theorem.

Theorem B.1 (Effective channel for a general encoding scheme). *Suppose that Alice measures some result $i \in I_k$. Then the channel induced by Procedure 5.2 is as follows:*

$$\mathcal{T}_k(\rho) = \frac{|I_k|}{\mu_C(E_0^k)} [\pi(c_i)] \circ \int_G \left(dg p(g) [\pi(g)^\dagger U_0 \pi(g) U_0^\dagger] \right) \circ [\pi(c_i)^\dagger] (\rho) \quad (27)$$

Here $0 \in I_k$ is any element of the orbit; the normalising factor $\mu_C(E_0^k)$ is the measure of E_0^k in C ; $p(g) = \int_{E_0^k \subset C} dx \mathbb{1}_{D_0^k}(g \cdot x)$, where $\mathbb{1}_{D_0^k}$ is a continuous approximation to the indicator function for $D_0^k \subset C$; and $\{c_i\}_{i \in I_k}$, $c_i \in H$ are such that $c_i \cdot E_0^k = E_i^k$.

Proof. We define $U(x) = U_j \mid x \in D_j^k$. Then, in Alice's frame, Bob's correction will be:

$$\pi(g_{AB})^\dagger U(g_{AB} \cdot x) \pi(g_{AB}),$$

where $x \in E_i^k$ is the direction sent by Alice. Since both $g_{AB} \in G$ and $x \in E_i^k$ are unknown and uniformly distributed, we must average over both. When Alice measures $i \in I_k$, the channel is as follows for input state σ :

$$\mathcal{T}_i^k(\sigma) = \frac{1}{\mu_C(E_i^k)} \int_{G \times C} dg dx \mathbb{1}_{E_i^k}(x) [\rho(g)^\dagger U(g \cdot x) \rho(g) U_i^\dagger] (\sigma) \quad (28)$$

Here $\mathbb{1}_{E_i^k}$ is a continuous approximation to the indicator function for the region $E_i \subset C$.

First we show that $\mathcal{T}_i^k = [\rho(c_i)] \circ \mathcal{T}_0^k \circ [\rho(c_i)^\dagger]$; that is, every measurement result in a given orbit produces a similar channel. Indeed, since the product measure $dg d\phi$ is invariant under the left G -action $g_1 \cdot (g_2, x) = (g_2 g_1^{-1}, g_1 \cdot x)$ on $G \times C$, we can make the change of variables $(g, x) \mapsto (g c_i^{-1}, c_i \cdot x)$:

$$\begin{aligned} \mathcal{T}_i^k(\sigma) &= \frac{1}{\mu_C(E_i^k)} \int_{G \times C} dg dx \mathbb{1}_{E_i^k}(c_i \cdot x) [\rho(c_i) \rho(g)^\dagger U(g \cdot x) \rho(g) \rho(c_i)^\dagger U_i^\dagger \rho(c_i) \rho(c_i)^\dagger] (\sigma) \\ &= \frac{1}{\mu_C(E_0^k)} [\rho(c_i)] \circ \int_{G \times C} dg dx \mathbb{1}_{E_0^k}(x) [\rho(g)^\dagger U(g \cdot x) \rho(g) U_1^\dagger] \circ [\rho(c_i)^\dagger] (\sigma) \\ &= [\rho(c_i)] \circ \mathcal{T}_0^k \circ [\rho(c_i)^\dagger] \end{aligned}$$

To obtain the first equality we changed variables and used the fact that ρ is a representation. To get the second equality we used $\mathbb{1}_{E_i^k}(c_i \cdot x) = \mathbb{1}_{E_0^k}$, linearity, and the fact that the action of G on C is measure-preserving. We can therefore restrict our attention to the channel where Alice measures the index $0 \in I_k$.

We will now express the integral for the channel T_0^k as a sum over integrals where Bob performs a definite correction. The action $\nu : (g, x) \mapsto g \cdot x$ is continuous; it follows that the preimages of the open sets D_i^k under ν are open and therefore measurable. That the open sets $\nu^{-1}(D_i^k)$ cover $G \times C$ up to a set of measure zero follows immediately from the fact that the D_i^k cover C up to a set of measure zero and ν is a submersion. We may therefore split the domain of integration over the $\nu^{-1}(D_i^k)$:

$$\mathcal{T}_0^k(\sigma) = \frac{1}{\mu_C(E_0^k)} \sum_{i \in I_k} \int_{G \times C} dg dx \mathbb{1}_{E_0^k}(x) \mathbb{1}_{D_i^k}(g \cdot x) [\rho(g)^\dagger U_i \rho(g) U_0^\dagger](\sigma)$$

Now we observe that the integrals over $\nu^{-1}(D_i^k)$ are identical for all $i \in I_k$:

$$\begin{aligned} \mathcal{T}_0^k(\sigma) &= \frac{1}{\mu_C(E_0^k)} \sum_{i \in I_k} \int_{G \times C} dg dx \mathbb{1}_{E_0^k}(x) \mathbb{1}_{D_i^k}(g \cdot x) [\rho(c_i^{-1}g)^\dagger U_0 \rho(c_i^{-1}g) U_0](\sigma) \\ &= \frac{|I_k|}{\mu_C(E_0^k)} \int_{G \times C} dg dx \mathbb{1}_{E_0^k}(x) \mathbb{1}_{D_0^k}(g \cdot x) [\rho(g)^\dagger U_0 \rho(g) U_0](\sigma) \end{aligned}$$

The first equality uses that $U_i = \rho(c_i) U_0 \rho(c_i)^\dagger$, while in the second we performed the change of variables $(g, x) \mapsto (c_i g, x)$ and noted that $\mathbb{1}_{D_i^k}((c_i g) \cdot x) = \mathbb{1}_{D_0^k}(g \cdot x)$. By Fubini's theorem this may be evaluated as an iterated integral, where x is integrated over first:

$$\mathcal{T}_0^k(\sigma) = \frac{|I_k|}{\mu_C(E_0^k)} \int_G dg \int_C dx \mathbb{1}_{E_0^k}(x) \mathbb{1}_{D_0^k}(g \cdot x) [\rho(g)^\dagger U_0 \rho(g) U_0](\sigma)$$

This produces a weighting for $g \in G$ which is precisely the measure in C of the set $D_0^k \cap (g \cdot E_0^k)$. The result follows. \square

C Voronoi cells

Definition C.1. We say that G has an invariant distance function if there is some distance function $\mu : G \times G \rightarrow \mathbb{R}$ which makes G into a metric space and is invariant under translation, i.e. $\mu(g_1, g_2) = \mu(gg_1, gg_2) = \mu(g_1g, g_2g)$ for all $g_1, g_2, g \in G$.

Definition C.2. If G has an invariant distance function, we define the *Voronoi cells* $\{V_h \mid h \in H\}$ as follows:

$$V_h = \{g \in G \mid \mu(h, g) < \mu(\tilde{h}, g) \forall \tilde{h} \neq h\}$$

That is, the Voronoi cell of $h \in H$ is the set of all $g \in G$ which are closer to it than to any other element of H .

It is often possible to use the Voronoi cell V_e of the identity as a fundamental domain. In our calculations for $SU(2)$ uncertainty in Section 9, we use the Voronoi cell of the identity under the Frobenius distance function as a fundamental domain for $\text{BOct} \subset SU(2)$. We now define the Frobenius distance function and show that the Voronoi cell of the identity for this distance function on $SU(2)$ is indeed a fundamental domain.

Definition C.3. For a matrix Lie group embedded in $M(n)$, one may consider the matrices within G as forming a submanifold of \mathbb{C}^{n^2} ; the Euclidean distance on that space induces a metric on G by restriction, which we call the *Frobenius distance function*:

$$\mu_F(M_1, M_2) = \sqrt{\frac{1}{d} \text{Tr}[(M_1 - M_2)^\dagger (M_1 - M_2)]}$$

In order to show that the Voronoi cell of the identity is a fundamental domain, we first prove a simple lemma.

Lemma C.4. *Let G be a compact Lie group with invariant distance function μ , and let $H \subset G$ be a finite subgroup. Then the Voronoi cells V_h are the H -translates $V_e h$. Moreover, the Voronoi cell of the identity V_e is a fundamental domain if for every $h \in H$ the set*

$$\{g \in G \mid \mu(g, e) = \mu(g, h)\} \quad (29)$$

has measure zero.

Proof. It is easy to see that the Voronoi cells are all H -translates of the Voronoi cell of the identity. Indeed, for $x \in V_e$ we have that $\mu(e, x) < \mu(h, x)$ for all $h \neq e$. We therefore see that $xh \in V_h$, since $\mu(h_2, xh) = \mu(h_2 h^{-1}, x)$, which is minimised when $h_2 h^{-1} = e$, that is, when $h_2 = h$. Therefore $V_h = V_e h$.

For the first statement, the $\{V_h\}_{h \in H}$ clearly cover G except for some subset of the union

$$\bigcup_{h_1, h_2 \in H} \{g \in G \mid \mu(h_1, g) = \mu(h_2, g)\}$$

of sets of points equidistant from two elements of H . If this is of measure zero then V_e will be a fundamental domain. Now note that $\mu(h_1, g) = \mu(h_2, g) \Leftrightarrow \mu(e, g^{-1}h_1) = \mu(g, h_2)$. Let $\bar{g} = g^{-1}h_1$. We have

$$\begin{aligned} \bigcup_{h_1, h_2 \in H} \{g \in G \mid \mu(h_1, g) = \mu(h_2, g)\} &= \bigcup_{h_1, h_2 \in H} \{(\bar{g} \in G \mid \mu(e, \bar{g}) = \mu(h_1 \bar{g}^{-1}, h_2)\} \\ &= \bigcup_{h_1, h_2 \in H} \{(\bar{g} \in G \mid \mu(e, \bar{g}) = \mu(h_2^{-1} h_1, \bar{g})\} \\ &= \bigcup_{h \in H} \{(\bar{g} \in G \mid \mu(e, \bar{g}) = \mu(h, \bar{g})\}, \end{aligned}$$

so the union of sets of points equidistant from two elements of H has measure zero if and only if the union of sets of points equidistant from the identity and one other element of H does. \square

Finally, we show for $\text{SU}(2)$ under the Frobenius distance function that the Voronoi cell of the identity is a fundamental domain.

Proposition C.5. *For any $h \in \text{SU}(2)$, the subset $\{g \in G \mid \mu(g, e) = \mu(g, h)\}$ has measure zero, where μ is the Frobenius distance function.*

Proof. We have:

$$\begin{aligned} \mu(g, h)^2 &\sim |\text{Tr}[(g - h)^\dagger (g - h)]| \\ &= |\text{Tr}[2 \cdot \mathbb{1} - (h^\dagger g + g^\dagger h)]| \\ &= 2|2 - \text{Re}(\text{Tr}[gh^\dagger])| \end{aligned}$$

For $\mu(g, e) = \mu(g, h)$ it is therefore necessary that

$$|2 - \operatorname{Re}(\operatorname{Tr}[gh^\dagger])| = |2 - \operatorname{Re}(\operatorname{Tr}[g])| \quad (30)$$

Note that $\operatorname{Re}(\operatorname{Tr}[u]) = \operatorname{Tr}[u] = 2 \cos(\theta_u/2)$ for any $u \in \operatorname{SU}(2)$, where θ_u is the angle of the corresponding rotation of the Bloch sphere. Now we have¹⁴ the following equation for the angle of rotation θ_{12} of the composition $R_{\hat{n}_2}(\theta_2) \circ R_{\hat{n}_1}(\theta_1)$ of two special unitary matrices which are rotations of the Bloch sphere through angles θ_1, θ_2 around the axes \hat{n}_1, \hat{n}_2 respectively:

$$c_{12} = c_1 c_2 - s_1 s_2 \hat{n}_1 \cdot \hat{n}_2 \quad (31)$$

Here $c_{12} = \cos(\theta_{12}/2)$, $c_i = \cos(\theta_i/2)$ and $s_i = \sin(\theta_i/2)$. Suppose we have some $g = R_{\hat{n}_1}(\theta_1)$, $h = R_{\hat{n}_2}(\theta_2)$ for which Equation 30 holds. Then we have $c_{12} = c_2$. We consider small changes in c_1 . Locally parametrising $\operatorname{SU}(2)$ by the angle of rotation θ_1 and the spherical polar angles $\phi_1 \in [-\pi, \pi)$, $\psi_1 \in [0, \pi)$ determining \hat{n}_1 , it is easy to check that there is no point at which $\frac{\partial c_{12}}{\partial \theta_1} = \frac{\partial c_{12}}{\partial \phi_1} = \frac{\partial c_{12}}{\partial \psi_1} = 0$. Therefore, we can always change the value of c_{12} in Equation 31 by a small change in c_1 . It follows that the set has measure zero, since the Haar measure on $\operatorname{SU}(2)$ is induced by a Riemannian metric. \square

¹⁴See Exercise 4.15 of [29].