

PDDLStream: Integrating Symbolic Planners and Blackbox Samplers

Caelan Reed Garrett¹ Tomás Lozano-Pérez¹ Leslie Pack Kaelbling¹

¹MIT CSAIL

{caelan, tlp, lpk}@csail.mit.edu

Abstract

Many planning applications involve complex relationships defined on high-dimensional, continuous variables. For example, robotic manipulation requires planning with kinematic, collision, visibility, and motion constraints involving robot configurations, object poses, and robot trajectories. These constraints typically require specialized procedures to sample satisfying values. We extend PDDL to support a generic, declarative specification for these procedures that treats their implementation as black boxes. Our framework supports cost-sensitive planning. We provide domain-independent algorithms that reduce PDDLStream problems to a sequence of finite PDDL planning problems. Our best algorithm is able to locally satisfy and optimize candidate plans, resulting in better performance than existing methods. We evaluate our algorithms on three simulated robotic planning domains as well as several real-world robotic tasks.

1 Introduction

Many important planning domains occur in continuous spaces involving complex constraints among variables. Consider planning for an 11 degree-of-freedom (DOF) robot tasked with rearranging blocks. The robot must find a sequence of `move`, `pick`, and `place` actions involving continuous variables such as robot configurations, robot trajectories, block poses, and block grasps that satisfy complicated kinematic, collision, visibility, and motion constraints, which affect the feasibility of the actions. Often, special purpose procedures for evaluating and producing satisfying values for these constraints such as inverse kinematic solvers, collision checkers, and motion planners are known.

We propose PDDLStream, a description language that introduces *streams* as an interface for incorporating sampling procedures in Planning Domain Description Language (PDDL) (McDermott et al. 1998). Each stream has both a procedural and declarative component. The procedural component is a *conditional generator*, a function from a tuple of input values to a finite or infinite sequence of tuples of output values. Conditional generators can construct new values that depend on existing values, such as new robot configurations that satisfy a kinematic constraint with existing

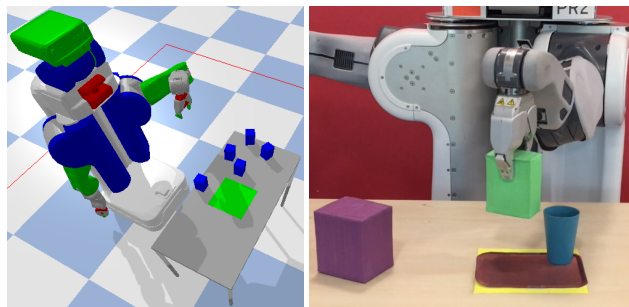


Figure 1: Left: *Domain 2* (with 5 blocks). Right: A real-world robot planning to serve a meal on the brown tray.

poses and grasps. The declarative component is a specification of the facts that these input and output values satisfy. Streams allow a planner to reason about conditions on the inputs and outputs of a conditional generator while treating its implementation as a black box. Additionally, we introduce *external cost functions* for cost-sensitive planning in the infinitely-large action spaces induced by streams.

We show that two *existing* algorithms (Garrett, Lozano-Pérez, and Kaelbling 2017b; Garrett, Lozano-Pérez, and Kaelbling 2018) can be applied to PDDLStream problems, and we introduce two *new* algorithms for solving PDDLStream problems. Each algorithm constructs and solves a sequence of finite PDDL problems. This enables *any* state-of-the-art PDDL planner (Helmert 2006) to be used as a search subroutine. Of our two new algorithms, the *Persistent* algorithm is able to make better use of each *optimistic* plan by balancing the time spent searching versus sampling. As a result, *Persistent* greatly outperforms existing algorithms (2017b; 2018) on constrained and cost-sensitive problems. We experiment on three robotic planning tasks (figures 1, 2, and 3) to evaluate the performance of our algorithms. Finally, we apply PDDLStream to a real-world robot to plan for manipulation and food preparation tasks.

2 Related Work

Many approaches to robotic task and motion planning have developed strategies for handling continuous spaces that

go beyond *a priori* discretization (Kaelbling and Lozano-Pérez 2011; Erdem et al. 2011; Srivastava et al. 2014; Garrett, Lozano-Pérez, and Kaelbling 2015; Toussaint 2015; Dantam et al. 2016; Garrett, Lozano-Pérez, and Kaelbling 2017a). However, these approaches are each specialized to a particular class of manipulation problems. Moreover, they cannot be applied to the wide variety of domains we tackle in section 7 without substantial engineering effort because they do not offer a clear problem description language.

Several PDDL extensions such as PDDL2.1 (Fox and Long 2003) and PDDL+ (Fox and Long 2006) support planning with numeric variables that evolve as a function of time. Most planners supporting these extensions are restricted to problems with linear or polynomial dynamics governing these variables (Hoffmann 2003; Bryce et al. 2015; Cashmore et al. 2016); however, some planners can handle non-polynomial dynamics by discretizing time (Della Penna et al. 2009; Piotrowski et al. 2016). While it may be technically possible to analytically model, for example, collision constraints among three-dimensional meshes using PDDL+, the resulting encoding would be enormous, far exceeding the demonstrated capabilities of current numeric planners. One approach is able to solve problems with convex dynamics without discretization (Fernández-González, Williams, and Karpas 2018); however, it still requires a convex decomposition of the robot’s configuration space, which is intractable for 3D articulated robots.

Semantic attachments (Dornhege et al. 2009b; Dornhege et al. 2009a; Dornhege 2015), functions computed by an external module, are an existing way of integrating blackbox procedures and PDDL planners. Condition-checker modules test action preconditions, and effect-applicator modules modify numeric state variables. Actions must be parameterized by variables with finite types, which restricts the technique to finite action spaces. Additionally, planning with semantic attachments requires modifying existing PDDL planners to evaluate the attachments *eagerly* during the search. In contrast, the algorithms presented in this paper leverage PDDL planners without modification. Eager attachment evaluation results in many unneeded procedure calls, resulting in poor planner performance when the attachments are expensive. Planning Modulo Theories (PMT) (Gregory et al. 2012) generalizes semantic attachments by supporting the composition of several modules through custom first-order theories. PDDLStream goes beyond these approaches by being able to model domains with infinitely-many action instances.

3 PDDLStream

We build PDDLStream on PDDL (McDermott et al. 1998). We provide an example PDDLStream specification for a robotic pick-and-place domain in section 4. For simplicity, we consider STRIPS (Fikes and Nilsson 1971) PDDL problems; however, our approach also applies to Action Description Language (ADL) (Pednault 1989) features such as disjunctions, quantifiers, conditional effects, and derived predicates. Future work involves integrating PDDLStream with other PDDL extensions (Fox and Long 2003; Fox and Long 2006).

A *predicate* p is a boolean function. An atomic *fact* $p(\bar{x})$ is a predicate p evaluated on *object* tuple $\bar{x} = \langle x_1, \dots, x_k \rangle$ that evaluates to true. A *literal* is a fact or a negated fact. A *state* \mathcal{I} is a set of literals. By the closed world assumption, facts not explicitly specified within a state are false.

An *action* a is given by a *parameter* tuple $\bar{X} = \langle X_1, \dots, X_k \rangle$, a set of literal *preconditions* $pre(a)$ on \bar{X} , and a set of literal *effects* $eff(a)$ on \bar{X} . In *cost-sensitive* planning, each action may have a nonnegative *cost function* $f(\bar{X})$ as an additive cost term. An *action instance* $a(\bar{x})$ is an action a with its parameters \bar{X} replaced with objects \bar{x} . An action instance $a(\bar{x})$ is *applicable* in a state \mathcal{I} if $(pre^+(a(\bar{x})) \subseteq \mathcal{I}) \wedge (pre^-(a(\bar{x})) \cap \mathcal{I} = \emptyset)$ where the $+$ and $-$ superscripts designate the positive and negative literals respectively. The result of *applying* an action instance $a(\bar{x})$ to state \mathcal{I} is a new state $(\mathcal{I} \setminus eff^-(a(\bar{x})) \cup eff^+(a(\bar{x})))$. To compactly model the domain in section 4, we make use of *derived predicates* (*axioms*) (Fox and Long 2003; Thiébaux, Hoffmann, and Nebel 2005), which are defined by a logical formula on a state.

A STRIPS PDDL *problem* $(\mathcal{A}, \mathcal{I}, \mathcal{G})$ is given by a set of actions \mathcal{A} , an initial state \mathcal{I} , and a goal set of literals \mathcal{G} . A *plan* $\pi = [a_1(\bar{x}_1), \dots, a_k(\bar{x}_k)]$ is a finite sequence of k action instances such that each $a_i(\bar{x}_i)$ is applicable in the $(i - 1)$ th state resulting from their application. The *preimage* of a plan π is the set of facts that must hold to make π executable:

$$PREIMAGE(\pi) = \bigcup_{i=1}^k \left(pre(a_i(\bar{x}_i)) - \bigcup_{j < i} eff(a_j(\bar{x}_j)) \right).$$

3.1 Streams

A *generator* $g = [\bar{y}_1, \bar{y}_2, \dots]$ is a finite or infinite, enumerable sequence of object tuples \bar{y}_i . Let **next**(g) *evaluate* the generator and return the subsequent \bar{y}_i in the sequence if it exists. Otherwise, let **next**(g) return **None**. Let **count**(g) = i return the current number of times **next**(g) has been called. A *conditional generator* $f(\bar{X})$ is a function from an object tuple \bar{x} to a generator $f(\bar{x}) = g_{\bar{x}}$ that produces a sequence *output* object tuples $g_{\bar{x}}$ that relate to *input* object tuple \bar{x} .

A *stream* s is a conditional generator $s(\bar{X})$ endowed with a declarative specification of any facts its inputs and outputs always satisfy. Let $s.domain = \{p \mid \forall \bar{x} \in \bar{X}. p(\bar{x})\}$ be a set of facts p on input parameters $s.input$ that specify the set of object tuples \bar{x} for which $s(\bar{X})$ is defined. Let $s.certified = \{p \mid \forall \bar{x} \in \bar{X}, \forall \bar{y} \in s(\bar{x}). p(\bar{x} + \bar{y})\}$ be a set of *certified* predicates on both $s.input$ and output parameters $s.output$ that assert any facts that $\langle \bar{x}, \bar{y} \rangle$ pairs satisfy. A *stream instance* $s(\bar{x})$ is a stream s with its input parameters $s.input$ replaced by an object tuple \bar{x} . An *external cost function* $f(\bar{X}) \rightarrow [0, \infty)$ is a nonnegative function defined on parameter tuple \bar{X} . Like streams, the domain of f is declared by a set of facts $f.domain$ on inputs \bar{X} . However, external cost functions do not produce objects or certify facts.

A PDDLStream *problem* $(\mathcal{A}, \mathcal{S}, \mathcal{I}, \mathcal{G})$ is given by a set of actions \mathcal{A} , a set of streams \mathcal{S} , an initial state \mathcal{I} , and a goal state set \mathcal{G} . We restrict ourselves to problems in which all stream domain and certified predicates are *static predicates*, predicates not included within action effects. Additionally, we require that stream-certified predicates are never negated

within action preconditions. As a result, stream-certified predicates are constant facts that govern the valid parameter values for each action. The set of streams \mathcal{S} augments the initial state \mathcal{I} , recursively defining a potentially infinite set of facts \mathcal{I}^* that hold initially and cannot be changed:

$$\mathcal{I}^* = \mathcal{I} \cup \{p(\bar{x} + \bar{y}) \mid s \in \mathcal{S}, |\bar{x}| = |s.input|, \\ \forall p' \in s.domain. p'(\bar{x}) \in \mathcal{I}^*, \bar{y} \in s(\bar{x}), p \in s.certified\}.$$

A solution π for PDDLStream problem $(\mathcal{A}, \mathcal{S}, \mathcal{I}, \mathcal{G})$ is a plan such that $PREIMAGE(\pi + [\mathcal{G}]) \subseteq \mathcal{I}^*$. For cost-sensitive planning, the objective is to minimize the sum of solution action costs. In appendix A, we prove that PDDLStream planning is *undecidable*, but prove our algorithms are *semi-complete*, i.e., complete over feasible instances.

3.2 Domain Description

In order to enable easy use for AI practitioners, PDDLStream adheres to the PDDL standard when possible and adapts PDDL style and syntax when describing streams. PDDL problems are typically described using text files. A `domain.pddl` file specifies the domain dynamics through a set of actions (`:action`) and derived predicates (`:derived`). A `problem.pddl` file specifies the problem instance through a set of objects (`:objects`), the initial state (`:init`), and a goal formula (`:goal`).

In order to represent first-class objects such as real-valued vectors and implement conditional generators that operate on them, PDDLStream problems are partially described using a programming language. However, the declarative components of PDDLStream are still described in PDDL. Actions and derived predicates are listed using a standard `domain.pddl` text file. The input parameters (`:inp`), domain conditions (`:dom`), output parameters (`:out`), and certified facts (`:cert`) of each stream are specified in a `stream.pddl` text file using PDDL-style syntax.

The conditional generator for each stream is stored programmatically in a map from each stream name to its generator function. Because the initial state typically contains many constant objects that may be non-string entities, the initial state and goal formula are also expressed programmatically instead of using a `domain.pddl` text file.

4 Example Domain

As an illustrative example, we apply PDDLStream to model a robotic manipulation domain with a single manipulator and a finite set of movable blocks. Our model of the domain uses the following parameters: `?b` is the name of a block; `?r` is the name of a region on a stable surface; `?p` is a 6 DOF block pose placed stably on a fixed surface; `?g` is a 6 DOF block grasp transform relative to the robot gripper; `?q` is an 11 DOF robot configuration; and `?t` is a trajectory composed of a finite sequence of waypoint robot configurations.

The fluent predicates `AtConf`, `AtPose`, `Holding`, `Empty` model the changing robot configuration, object poses, and gripper status. The static predicates `Conf`, `Pose`, `Grasp`, `Kin`, `Motion`, `Contain`, `CFree` are constant facts. `Conf` declares that `?q` is a robot configuration. `Pose`

and `Grasp` indicate a pose `?p` or grasp `?g` can be used for block `?b`. `Kin` is a kinematic constraint. `Motion` is a constraint that `?q1`, `?q2` are the start and end configurations for trajectory `?t`, and `?t` respects joint limits, self-collisions, and collisions with the fixed environment. `Contain` states that when block `?b` is at pose `?p`, it is within region `?r`. `CFree` states that if block `?b` were placed at pose `?p`, the robot, executing trajectory `?t`, would not collide with it. The cost function `Dist` gives the distance traveled along trajectory `?t`. The `domain.pddl` file is specified as follows:

```
(:derived (In ?b ?r)
  (exists (?p) (and (Contain ?b ?p ?r)
    (AtPose ?b ?p))))
(:derived (Unsafe ?t)
  (exists (?b ?p) (and (Traj ?t) (Pose ?b ?p)
    (AtPose ?b ?p) (not (CFree ?t ?b ?p)))))
(:action move
  :param (?q1 ?t ?q2)
  :pre (and (Motion ?q1 ?t ?q2) (AtConf ?q1)
    (not (Unsafe ?t)))
  :eff (and (AtConf ?q2) (not (AtConf ?q1))
    (incr (total-cost) (Dist ?t)))
(:action pick
  :param (?b ?p ?g ?q)
  :pre (and (Kin ?b ?p ?g ?q) (AtPose ?b ?p)
    (Empty) (AtConf ?q))
  :eff (and (Holding ?b ?g)
    (not (AtPose ?b ?p)) (not (Empty))))
(:action place
  :param (?b ?p ?g ?q)
  :pre (and (Kin ?b ?p ?g ?q) (Holding ?b ?g)
    (AtConf ?q))
  :eff (and (AtPose ?b ?p) (Empty)
    (not (Holding ?b ?g))))
```

Three actions are defined: `move`, `pick`, and `place`. The `In` derived predicate expresses whether block `?b` is currently contained within region `?r` by quantifying out its current pose `?p`. The `Unsafe` derived predicate encodes whether trajectory `?t` would cause a collision with some block `?b` at its current pose `?p`. `Unsafe` is described in a negated form; however, when the formula is normalized, it is only mentioned positively. For simplicity, we omit the description of an additional condition within `Unsafe` that checks collisions between grasped blocks and placed blocks.

The `stream.pddl` file is defined below. The poses stream randomly samples an infinite sequence of stable placements `?p` for block `?b` in region `?r`. The grasps stream enumerates a sequence of force-closure grasps `?g` for block `?b`. The `ik` stream calls an inverse kinematics solver to sample configurations `?q` from a 4D manifold of values (due to manipulator redundancy) that enable the robot to manipulate a block `?b` at pose `?p` with grasp `?g`. It is important for `ik` to have `?p` and `?g` as input parameters so it can operate on poses and grasp objects in the initial state as well those produced by poses and grasp. The `motion` stream repeatedly calls a motion planner to generate safe trajectories `?t` between pairs of configurations `?q1`, `?q2`. The `cfree` stream is a *test stream*, a stream with no output parameters. If it generates the empty tuple `()`, its certified conditions are proven. `cfree` is checked by calling a col-

lision checker along trajectory ?t. The `Dist` external cost function returns the sum of the distance between each pair of adjacent configuration waypoints on trajectory ?t.

```
(:stream surface           (:stream ik
:inp (?b ?r)              :inp (?b ?p ?g)
:dom (and (Block ?b)      :dom (and (Pose ?b ?p)
      (Region ?r))        (Grasp ?b ?g))
:out (?p)                :out (?q)
:cert (and (Pose ?b ?p)   :cert (and (Conf ?q)
      (Contain ?b ?p ?r))) (Kin ?b ?p ?g ?q)))
(:stream grasp            (:stream motion
:inp (?b)                 :inp (?q1 ?q2)
:dom (Block ?b)           :dom (and (Conf ?q1)
:out (?g)                 (Conf ?q2))
:cert (Grasp ?b ?g))      :out (?t)
(:stream cfree            :cert (and (Traj ?t)
:inp (?t ?b ?p)           (Motion ?q1 ?t ?q2)))
:dom (and (Traj ?t)       (:function (Dist ?t)
      (Pose ?b ?p))       :dom (Traj ?t))
:cert (CFree ?t ?b ?p))
```

5 PDDLStream Algorithms

We present four PDDLStream algorithms that share several common subroutines. The first two algorithms (*Incremental*, *Focused*) are the direction application of the algorithms of Garrett et al. (2017b; 2018) to PDDLStream problems. The second two algorithms (*Binding*, *Persistent*) are new algorithms that improve on the *Focused* algorithm. Each algorithm operates by solving a sequence of finite PDDL problems of increasing size. Let $\text{SEARCH}(\mathcal{A}, \mathcal{I}, \mathcal{G})$ be any sound and complete search algorithm for classic PDDL problems. For cost-sensitive planning, assume SEARCH returns a cost-minimizing solution. SEARCH can be implemented using an off-the-shelf PDDL planner without modification to take advantage of existing, efficient search algorithms.

5.1 Reduction to PDDL

In order to reduce a potentially infinitely-large PDDLStream problem to a sequence of finite PDDL problems, our algorithms control two infinite sources of objects. First, the generator for a stream instance may enumerate an infinitely large set. Second, it may be possible to compose a sequence of stream instances of unbounded length. Thus, both the maximum *width* and *depth* of generated objects must be limited. We capture both of these properties using the notion of the *level* of a fact or stream instance. Intuitively, a level relates to the number of stream evaluations that are required to certify a fact. The level recursively incorporates both the stream evaluations required to certify its domain facts as well as the number of evaluations of $s(\bar{x})$ itself. This idea is similar to the concept of layer for facts and actions in a relaxed planning graph (Bonet and Geffner 2001) with the distinction that a stream instance can be evaluated many times.

Each algorithm maintains a map U from each certified fact to both the level (*level*) of the fact and the stream instance (*instance*) that certified it. More formally, the level of stream instance $s(\bar{x})$ is the maximum level of its domain facts in U plus one more than the count of its past evaluations. See section 6.2 for an example using levels.

$$\text{LEVEL}(U, s(\bar{x})) = \max_{p \in s.\text{domain}} U[p(\bar{x})].\text{level} + \text{count}(s(\bar{x})) + 1.$$

To ensure that external cost functions are *eagerly* evaluated on the earliest level possible, let the level of an external cost function instance $f(\bar{x})$ be the max of its domain, i.e. $\text{LEVEL}(U, f(\bar{x})) = \max_{p \in f.\text{domain}} U[p(\bar{x})].\text{level}$.

5.2 Incremental Algorithm

The *Incremental* algorithm enumerates \mathcal{I}^* by iteratively increasing the maximum level l . For each level, the subroutine `APPLY-STREAMS` instantiates and evaluates all stream instances $s(\bar{x})$ at level $k \leq l$ and adds any new certified facts to U . The meta-parameter `OUTPUT` specifies the procedure that is used to generate output objects when evaluating each stream instances. In this case, `OUTPUT = next` simply queries the next output tuple in the generator. Let procedure `INstantiate` ground all stream instances that are legal given the input objects in U and the currently certified facts:

$$\text{INstantiate}(\mathcal{S}, U) = \{s(\bar{x}) \mid \forall s \in \mathcal{S}, \forall p \in s.\text{domain}. \\ |\bar{x}| = |s.\text{input}|, p(\bar{x}) \in U\}.$$

The current set of certified facts U becomes the initial state in a PDDL problem $(\mathcal{A}, U, \mathcal{G})$ that is solved using `SEARCH`. If `SEARCH` finds a plan π , it returned as a solution.

`INCREMENTAL`($\mathcal{A}, \mathcal{S}, \mathcal{I}, \mathcal{G}$) :

```
1   $U = \{f : \langle 0, \text{None} \rangle; f \in \mathcal{I}\}$  // Map from fact to level & instance
2  for  $l \in [0, 1, 2, \dots]$ :
3     $U = \text{APPLY-STREAMS}(\mathcal{S}, U, l; \text{next})$ 
4     $\pi = \text{SEARCH}(\mathcal{A}, U, \mathcal{G})$ 
5    if  $\pi \neq \text{None}$ : return  $\pi$ 
```

`APPLY-STREAMS`($\mathcal{S}, U', l; \text{OUTPUT}$) :

```
1   $U = \text{copy}(U')$ 
2  for  $k \in [1, 2, \dots, l]$ :
3    for  $s(\bar{x}) \in \text{INstantiate}(\mathcal{S}, U)$ : if  $\text{LEVEL}(U, s(\bar{x})) = k$ 
4       $\text{ADD-CERTIFIED}(U, s(\bar{x}); \text{OUTPUT})$ 
5  return  $U$ 
```

`ADD-CERTIFIED`($U, s(x); \text{OUTPUT}$) :

```
1   $l = \text{LEVEL}(U, s(\bar{x})); \bar{y} = \text{OUTPUT}(\bar{x})$ 
2   $F = \{p(\bar{x} + \bar{y}) \mid p \in s.\text{certified}\}$  if  $\bar{y} \neq \text{None}$  else  $\emptyset$ 
3  for  $f \in (F \setminus U)$ :  $U[f] = \langle l, s(\bar{x}) \rangle$ 
4  return  $\bar{y}$ 
```

The incremental algorithm blindly evaluates all stream instances, producing many facts that are irrelevant to the task. This can result in significant overhead when stream evaluations are computationally expensive.

6 Optimistic Algorithms

The remaining algorithms (*Focused*, *Binding*, and *Persistent*) use the shared pseudocode `OPTIMISTIC`, which takes in a meta-parameter procedure `PROCESS-STREAMS` that implements each algorithm. The idea behind these algorithms is to *lazily* plan using *optimistic objects* that represent hypothetical stream outputs before evaluating actual stream outputs. These values are optimistic in the sense that their corresponding stream instance may not ever produce a satisfying value. For instance, an `ik` stream with a particular pose

and grasp pair as inputs may not admit any collision-free inverse kinematic solutions. By first planning with optimistic objects, these algorithms are able to identify only stream instances that could possibly support a plan. Let the procedure $\text{OPT-OUTPUT}(s(\bar{x})) = \bar{o}_x^s$ create a *unique* optimistic object tuple for stream instance $s(\bar{x})$. In order to limit the depth of the created unique optimistic objects, we iteratively increase the maximum level l . Finally, when applied to an external cost function instance $f(\bar{x})$, let $\text{OPT-OUTPUT}(f(\bar{x})) = 0$ produce an optimistic evaluation of $f(\bar{x})$ by returning 0, a lower bound on the nonnegative function value.

$\text{OPTIMISTIC}(\mathcal{A}, \mathcal{S}, \mathcal{I}, \mathcal{G}; \text{PROCESS-STREAMS}) :$

```

1   $U = \{f : \langle 0, \text{None} \rangle \mid f \in \mathcal{I}\}$  // Map from fact to level & instance
2  for  $l \in [0, 1, 2, \dots]$ :
3    while True:
4       $U^* = \text{APPLY-STREAMS}(\mathcal{S}, U, l; \text{OPT-OUTPUT})$ 
5       $\pi^* = \text{SEARCH}(\mathcal{A}, U^*, \mathcal{G})$ 
6      if  $\pi^* = \text{None}$ : break
7       $\psi = \text{RETRACE}(U, U^*, \text{PREIMAGE}(\pi^* + [\mathcal{G}]))$ 
8       $\pi = \text{PROCESS-STREAMS}(U, \psi, \pi^*)$ 
9      if  $\pi \neq \text{None}$ : return  $\pi$ 
```

$\text{RETRACE}(U, U^*, F) :$

```

1   $\psi = []$  // Initialize stream plan
2  for  $f \in (F \setminus U)$ :
3     $s(\bar{x}) = U^*[f].\text{instance}$ 
4     $\psi \leftarrow \text{RETRACE}(U, U^*, \{p(\bar{x}); p \in s.\text{domain}\}) + [s(\bar{x})]$ 
5  return  $\psi$ 
```

The outer loop of **OPTIMISTIC** iteratively increases the maximum fact level l . The inner loop identifies all stream instances at fact level l that optimistically support a plan. On each iteration of the while loop, **APPLY-STREAMS** instantiates and optimistically evaluates all stream instances $s(\bar{x})$ at level $k \leq l$, this time using $\text{OUTPUT} = \text{OPT-OUTPUT}$. This results in U^* , a map of all optimistic facts achievable at fact level l . Next, **OPTIMISTIC** calls **SEARCH** to find an optimistic plan π^* for the PDDL problem $(\mathcal{A}, U^*, \mathcal{G})$. If $\pi^* = \text{None}$, no more plans can be found at the current fact level. And so **OPTIMISTIC** breaks out of the while loop and increases the fact level to $l + 1$. Otherwise, **RETRACE** extracts a *stream plan* ψ of stream instances that, presuming successful evaluations, certify the optimistic facts present in the preconditions of π^* . For each optimistic fact in the preimage of π^* , **RETRACE** adds the stream instance $s(\bar{x})$ that produced it to ψ and recursively applies **RETRACE** to the domain facts of $s(\bar{x})$. Once a stream plan ψ is identified, the meta-parameter procedure **PROCESS-STREAMS** evaluates a subsequence of ψ and returns a solution π if one is found.

6.1 Focused Algorithm

The *Focused* algorithm implements **PROCESS-STREAMS** using the procedure **FOCUSED-PROCESS-STREAMS**. If $\psi = []$, the plan π is executable without any additional stream evaluations and is returned as a solution. Otherwise, **FOCUSED-PROCESS-STREAMS** evaluates streams instances that have satisfied domain conditions and adds new certified facts to U . The first stream instance $\psi[0]$ is always evaluated. Because evaluation with **next** increments the level of $s(\bar{x})$, the

same stream plan ψ cannot be used on the following iteration. This forces **SEARCH** to find a new optimistic plan π^* or report that no more exist, causing the level l to increase.

$\text{FOCUSED-PROCESS-STREAMS}(U, \psi, \pi^*) :$

```

1  if  $\psi = []$ : return  $\pi^*$ 
2  for  $s(\bar{x}) \in \psi$ : if  $\{p(\bar{x}) \mid p \in s.\text{domain}\} \subseteq U$ :
3    ADD-CERTIFIED( $U, s(\bar{x}); \text{next}$ )
4  return None
```

6.2 Binding Algorithm

The *Binding* algorithm serves as an intermediate between the *Focused* and *Persistent* algorithms. The key idea is to propagate stream outputs that are inputs to subsequent streams to evaluate more of the stream plan at once. This reduces the number of calls to **SEARCH**. In its implementation of **PROCESS-STREAMS-BINDING**, it maintains a set of *bindings* B , assignments of each optimistic object, that are produced while evaluating the stream plan ψ . The bindings are used to replace any optimistic objects that serve as stream instance inputs \bar{x} or that are action arguments along π^* . Recall from section 6 that the optimistic objects \bar{o}_x^s that we use here are *unique* to a particular stream instance $s(\bar{x})$. Thus, there is a bijective mapping between each optimistic object \bar{o}_x^s and its corresponding output object from $s(\bar{x})$. The procedure **UPDATE-BINDINGS** substitutes the optimistic objects in \bar{x}^* with their bindings \bar{x} from B , evaluates the stream instance $s(\bar{x})$, and if an output tuple \bar{y}^* is produced, updates B by mapping optimistic output y^* to new object y . If all stream evaluations are successful, the procedure **APPLY-BINDINGS** substitutes the optimistic objects within π^* and returns it as a solution. In the event that a stream instead returns **None**, **BINDING-PROCESS-STREAMS** terminates early to avoid unnecessarily evaluating any additional streams.

$\text{BINDING-PROCESS-STREAMS}(U, \psi, \pi^*) :$

```

1   $B = \{\}$  // Initialize bindings
2  for  $s(\bar{x}^*) \in \psi$ :
3     $B = \text{UPDATE-BINDINGS}(B, s(\bar{x}^*))$ 
4    if  $B = \text{None}$ : return None
5  return  $\text{APPLY-BINDINGS}(B, \pi^*)$ 
```

$\text{UPDATE-BINDINGS}(B, s(\bar{x}^*)) :$

```

1   $\bar{x} = [B[x^*] \text{ if } x^* \in B \text{ else } x^* \text{ for } x^* \in \bar{x}^*]$ 
2   $\bar{y} = \text{ADD-CERTIFIED}(U, s(\bar{x}); \text{next})$ 
3  if  $\bar{y} = \text{None}$ : return None
4  for  $y^*, y \in \text{zip}(\text{OPT-OUTPUT}(s(\bar{x}^*)), \bar{y})$ :  $B[y^*] = y$ 
5  return  $B$ 
```

Example Execution As an example of **BINDING-PROCESS-STREAMS**, consider a PDDLStream problem in the robotics domain (section 4) requiring that block b be moved from initial pose p_0 to a goal region r . The objects $q_0, p_0, g_1, t_1, \dots$ are real-valued vectors (*i.e.* $q_0 = [1.71, -2.44, \dots]$). The initial state is:

$\mathcal{I} = \{(\text{Conf } q_0) (\text{Block } b) (\text{Pose } b \ p_0) (\text{Region } r) (\text{AtConf } q_0) (\text{AtPose } b \ p_0) (\text{Empty})\}.$

The goal is $\mathcal{G} = \{(\text{InRegion } b \ r)\}$. **OPTIMISTIC** fails to find a plan for level $l \leq 2$. When $l = 3$, the optimistic

stream instances instantiated by APPLY-STREAMS are:

$[\text{grasps}(b) \rightarrow \gamma_1, \text{poses}(b, r) \rightarrow \rho_1, \text{ik}(b, p_0, \gamma_1) \rightarrow \zeta_1,$
 $\text{ik}(b, \rho_1, \gamma_1) \rightarrow \zeta_2, \text{motion}(q_0, q_0) \rightarrow \tau_1, \text{motion}(q_0, \zeta_1) \rightarrow \tau_2,$
 $\text{motion}(\zeta_1, q_0) \rightarrow \tau_3, \text{motion}(\zeta_1, \zeta_2) \rightarrow \tau_4, \dots]$

Each $\gamma_i, \rho_i, \zeta_i, \tau_i$ indicates a unique optimistic output. In total, 13 stream instances are created. A possible plan π_1 and stream plan ψ_1 produced by SEARCH and RETRACE are:

$\pi_1 = [\text{move}(q_0, \tau_2, \zeta_1), \text{pick}(b, p_0, \gamma_1, \zeta_1),$
 $\text{move}(\zeta_1, \tau_4, \zeta_2), \text{place}(b, \rho_1, \gamma_1, \zeta_2)]$
 $\psi_1 = [\text{grasps}(b) \rightarrow \gamma_1, \text{poses}(b, r) \rightarrow \rho_1, \text{ik}(b, p_0, \gamma_1) \rightarrow \zeta_1$
 $\text{ik}(b, \rho_1, \gamma_1) \rightarrow \zeta_2, \text{motion}(q_0, \zeta_1) \rightarrow \tau_2, \text{motion}(\zeta_1, \zeta_2) \rightarrow \tau_4]$

Assuming each stream evaluation is successful, the following objects are produced, which correspond to bindings $B = \{\gamma_1 : g_1, \rho_1 : p_1, \zeta_1 : q_1, \zeta_2 : q_2, \tau_2 : t_1, \tau_4 : t_2\}$. The level l of each stream instance is also noted.

$[l = 1] \text{next}(\text{grasps}(b)) = g_1, \text{next}(\text{poses}(b, r)) = p_1$
 $[l = 2] \text{next}(\text{ik}(b, p_0, g_1)) = q_1, \text{next}(\text{ik}(b, p_1, g_1)) = q_2$
 $[l = 3] \text{next}(\text{motion}(q_0, q_1)) = t_1, \text{next}(\text{motion}(q_1, q_2)) = t_2$

6.3 Persistent Algorithm

Some PDDLStream problems are very constrained and require many stream evaluations, and thus a large max level l , to admit a solution. For example, consider *Domain 2* in figure 1, which requires packing several blocks into a tight region. Although most combinations of block placements result in collisions and are thus invalid, they all have the same optimistic plan. However, the *Focused* and *Binding* algorithms must wait until the level l is increased before reprocessing the same stream plan. Until then, new optimistic problems will be created and solved, which will dominate the runtime of these algorithms. Intuitively, a better strategy would be to *balance* the computation time dedicated to exploring new plans and evaluating existing ones. This is the basis for the *Persistent* algorithm.

PERSISTENT-PROCESS-STREAMS(U, ψ, π^*) :

```

1   $Q = [\{\{\}, 0\}]$  // Initialize queue with empty binding
2  while  $Q \neq []$  and not TIMEOUT():
3       $B, i = \text{POP}(Q)$ 
4      if  $i = \text{len}(\psi)$ : return APPLY-BINDINGS( $B, \pi^*$ )
5       $B' = \text{UPDATE-BINDINGS}(\text{copy}(B), \psi[i])$ 
6      if  $B' \neq \text{None}$ : PUSH( $Q, \langle B', i + 1 \rangle$ )
7      PUSH( $Q, \langle B, i \rangle$ ) // Return  $\langle B, i \rangle$  to  $Q$ 
8  return None
```

Instead of evaluating each stream instance only once, the *Persistent* algorithm, in its implementation PERSISTENT-PROCESS-STREAMS, maintains a queue Q of bindings to consider and revisits previously attempted bindings. Each entry is a pair of bindings B and the next stream plan index i to process. The queue Q can be processed for an arbitrarily long amount of time to aggressively attempt to produce a solution for a stream plan. In practice, we dynamically select the duration to balance the time spent in SEARCH versus PERSISTENT-PROCESS-STREAMS. Q can persist across

all iterations and contain bindings for previously identified ψ, π^* that can be reattempted indefinitely. To prioritize building on newly created bindings, Q can be implemented as a priority queue that sorts by $\text{count}(s(\bar{x}))$. Additionally, the following subtle change to line 7 in OPTIMISTIC: $\psi = \text{RETRACE}(\underline{I}, U^*, \text{PREIMAGE}(\pi + [\mathcal{G}]))$ ensures that all of a stream plan is reused by causing RETRACE to extract a stream plan ψ that may contain successfully evaluated stream instances. These stream instances can be reevaluated and rebound in order to explore more global binding combinations that might satisfy ψ . In *Domain 3* for example, an optimistic plan that manipulates the red block will already have the blue final pose bound. However, there may a combination of red and blue final poses that results in lower cost. Finally, for cost-sensitive planning, *Persistent* is able to *locally optimize* a given optimistic plan π^* and stream plan ψ by searching over many bindings. The current best plan cost can be used as an upper bound that can prune some partially-bound stream plans ψ from consideration, saving time.

7 Experiments

We experimented using the *Incremental*, *Focused*, *Binding*, and *Persistent* algorithms on 100 randomly-generated problems within 3 domains. The *Incremental* and *Focused* algorithms serve as baselines that are representative of prior work (Garrett, Lozano-Pérez, and Kaelbling 2017b; Garrett, Lozano-Pérez, and Kaelbling 2018). We enforced a 2 minute timeout that includes stream evaluation time. PDDLStream was implemented in Python. A open-source implementation will be provided in the camera-ready copy of this paper. We use the FastDownward (Helmert 2006) planning system to implement SEARCH. The stream conditional generators were implemented using PyBullet (Coumans and Bai 2016).




Figure 2: *Domain 1* (with 4 objectives).

Domain 1 (figure 2) extends the classic PDDL domain *rovers* (Long and Fox 2003) by incorporating 3D visibility, distance, reachability, and collision constraints. Two rovers (green TurtleBot robots) must together collect a rock sample (black objects), collect a soil sample (brown objects), photograph each objective (blue objects) without occlusions, and communicate the results back to the lander (yellow Husky robot) via line of sight. Due to obstacles that limit reachability, both rovers must be utilized in order to complete the task. The actions are: move, take_image, calibrate, send_image, sample_rock, send_analysis, drop_rock. Figure 3

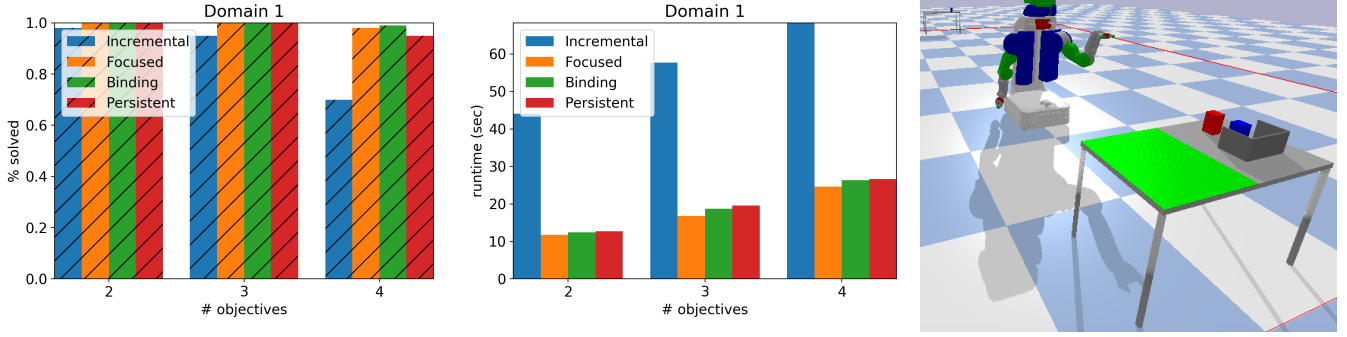


Figure 3: From left to right: *Domain 1* success percent, *Domain 1* mean runtime, and *Domain 3*.

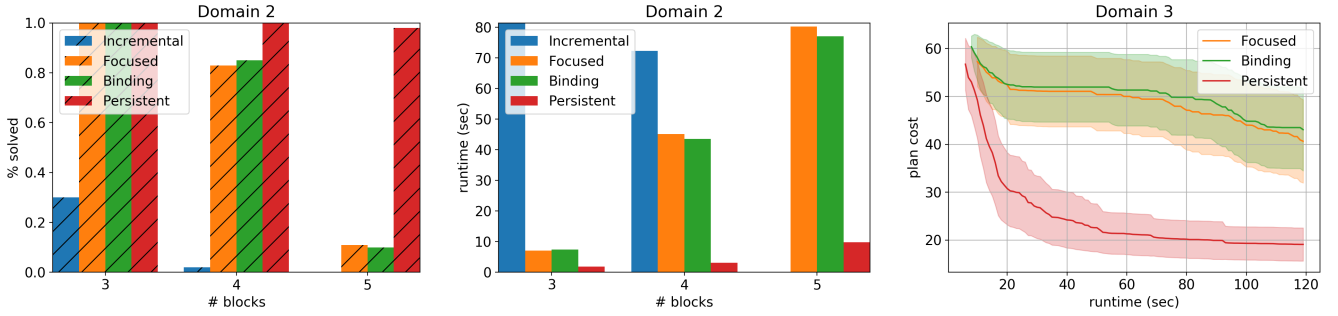


Figure 4: From left to right: *Domain 2* success percent, *Domain 2* mean runtime, and plan cost over time for *Domain 3*.

shows the success rate and mean runtime of successful trials as the number of objectives increases from 2 to 4. *Focused*, *Binding*, and *Persistent* all outperform *Incremental* and perform about equivalently due to less geometrically constrained nature of the domain. These results demonstrate that PDDLStream and its algorithms are effective at addressing problems that go beyond single-robot manipulation.

Domain 2 (figure 1) is PR2 mobile manipulation task requiring the robot to tightly pack each blue block into the green region. Figure 4 shows the success rate and mean runtime of successful trials as the number of blocks increases from 3 to 5, which causes the problem become more constrained. *Persistent* outperforms *Incremental*, *Focused*, and *Binding* due to its ability to aggressively search over many bindings of a single stream plan.

Domain 3 (figure 3) is a cost-sensitive PR2 mobile manipulation task where the goal is to place one of the two blue blocks on the green region. The right blue block is much closer to the robot and the goal region than the distant left blue block. However, the red block must be moved out of way in order to safely grasp the right blue block. Thus, optimal plans, which pick the near blue block, require more actions but have a lower total cost than plans that pick the far blue block. Figure 4 shows the average plan cost over time with a 0.5 standard deviation confidence interval. *Incremental* is omitted because it only solved 83% of the problem instances *Persistent* both more quickly finds an initial solution than *Focused* and *Binding* and converges to a half as costly solution due to its ability to locally optimize.

Real-World Application We applied PDDLStream to several real-world task and motion planning problems to demonstrate the generality of our approach. The tasks include simplified cooking and serving a meal, stacking objects, and preparing coffee. For each task, the robot observes the initial state using an RGBD camera, solves for a plan, and executes it in an open-loop fashion. Our PDDLStream domain description includes the following 9 actions: *move*, *pick*, *place*, *stack*, *press*, *pour*, *scoop*, *stir*, and *cook*. Each action is supported by one or more streams that sample its continuous control parameters. Figure 1 shows the PR2 solving a cooking task, which requires tightly packing the green block and blue cup on the brown tray. See <https://www.youtube.com/playlist?list=PLNpZKR7uv5AQIyT6Az31a3WqiXyQJX7Rx> for videos of the PR2 completing each task.

8 Conclusion

PDDLStream is a general-purpose framework for incorporating sampling procedures in a planning language. We introduced two new algorithms that reduce PDDLStream planning to solving a series of finite PDDL problems. Our best algorithm balances the time spent searching and sampling, allowing it to aggressively explore many possible bindings. As a result, it outperforms existing algorithms, particularly on tightly-constrained and cost-sensitive problems. Finally, we demonstrated that PDDLStream can be used to plan for real-world robots operating using a diverse set of actions.

References

- [Bonet and Geffner 2001] Bonet, B., and Geffner, H. 2001. Planning as heuristic search. *Artificial Intelligence* 129(1):5–33.
- [Bryce et al. 2015] Bryce, D.; Gao, S.; Musliner, D. J.; and Goldman, R. P. 2015. SMT-based nonlinear PDDL+ planning. In *AAAI*.
- [Cashmore et al. 2016] Cashmore, M.; Fox, M.; Long, D.; and Magazzeni, D. 2016. A compilation of the full pddl+ language into smt. In *International Conference on Automated Planning and Scheduling (ICAPS)*, 79–87. AAAI Press.
- [Coumans and Bai 2016] Coumans, E., and Bai, Y. 2016. Pybullet, a python module for physics simulation for games, robotics and machine learning. <http://pybullet.org>.
- [Dantam et al. 2016] Dantam, N. T.; Kingston, Z.; Chaudhuri, S.; and Kavraki, L. E. 2016. Incremental task and motion planning: A constraint-based approach. In *Robotics: Science and Systems (RSS)*.
- [Della Penna et al. 2009] Della Penna, G.; Magazzeni, D.; Mercorio, F.; and Intrigila, B. 2009. Upmuphi: A tool for universal planning on pddl+ problems. In *International Conference on Automated Planning and Scheduling (ICAPS)*.
- [Dornhege et al. 2009a] Dornhege, C.; Gissler, M.; Teschner, M.; and Nebel, B. 2009a. Integrating symbolic and geometric planning for mobile manipulation. In *IEEE International Workshop on Safety, Security and Rescue Robotics*.
- [Dornhege et al. 2009b] Dornhege, C.; Eyerich, P.; Keller, T.; Trüg, S.; Brenner, M.; and Nebel, B. 2009b. Semantic attachments for domain-independent planning systems. In *International Conference on Automated Planning and Scheduling (ICAPS)*, 114–121. AAAI Press.
- [Dornhege 2015] Dornhege, C. 2015. *Task planning for high-level robot control*. Ph.D. Dissertation, Verlag nicht ermittelbar.
- [Erdem et al. 2011] Erdem, E.; Haspalamutgil, K.; Palaz, C.; Patoglu, V.; and Uras, T. 2011. Combining high-level causal reasoning with low-level geometric reasoning and motion planning for robotic manipulation. In *IEEE International Conference on Robotics and Automation (ICRA)*.
- [Fernández-González, Williams, and Karpas 2018] Fernández-González, E.; Williams, B.; and Karpas, E. 2018. Scottyactivity: mixed discrete-continuous planning with convex optimization. *Journal of Artificial Intelligence Research* 62:579–664.
- [Fikes and Nilsson 1971] Fikes, R. E., and Nilsson, N. J. 1971. STRIPS: A new approach to the application of theorem proving to problem solving. *Artificial Intelligence* 2:189–208.
- [Fox and Long 2003] Fox, M., and Long, D. 2003. Pddl2.1: An extension to PDDL for expressing temporal planning domains. *Journal of Artificial Intelligence Research (JAIR)* 20:2003.
- [Fox and Long 2006] Fox, M., and Long, D. 2006. Modelling mixed discrete-continuous domains for planning. *J. Artif. Intell. Res. (JAIR)* 27:235–297.
- [Garrett, Lozano-Pérez, and Kaelbling 2015] Garrett, C. R.; Lozano-Pérez, T.; and Kaelbling, L. P. 2015. Backward-forward search for manipulation planning. In *IEEE/RSJ International Conference on Intelligent Robots and Systems (IROS)*.
- [Garrett, Lozano-Pérez, and Kaelbling 2017a] Garrett, C. R.; Lozano-Pérez, T.; and Kaelbling, L. P. 2017a. Ffrob: Leveraging symbolic planning for efficient task and motion planning. *The International Journal of Robotics Research*.
- [Garrett, Lozano-Pérez, and Kaelbling 2017b] Garrett, C. R.; Lozano-Pérez, T.; and Kaelbling, L. P. 2017b. Sample-based methods for factored task and motion planning. In *Robotics: Science and Systems (RSS)*.
- [Garrett, Lozano-Pérez, and Kaelbling 2018] Garrett, C. R.; Lozano-Pérez, T.; and Kaelbling, L. P. 2018. Sampling-based methods for factored task and motion planning. *The International Journal of Robotics Research*.
- [Gregory et al. 2012] Gregory, P.; Long, D.; Fox, M.; and Beck, J. C. 2012. Planning modulo theories: Extending the planning paradigm. In *International Conference on Automated Planning and Scheduling (ICAPS)*.
- [Helmert 2006] Helmert, M. 2006. The fast downward planning system. *Journal of Artificial Intelligence Research (JAIR)* 26:191–246.
- [Hoffmann 2003] Hoffmann, J. 2003. The metric-ff planning system: Translating “ignoring delete lists” to numeric state variables. *Journal of artificial intelligence research* 20:291–341.
- [Kaelbling and Lozano-Pérez 2011] Kaelbling, L. P., and Lozano-Pérez, T. 2011. Hierarchical planning in the now. In *IEEE International Conference on Robotics and Automation (ICRA)*.
- [Long and Fox 2003] Long, D., and Fox, M. 2003. The 3rd international planning competition: Results and analysis. *Journal of Artificial Intelligence Research* 20:1–59.
- [McDermott et al. 1998] McDermott, D.; Ghallab, M.; Howe, A.; Knoblock, C.; Ram, A.; Veloso, M.; Weld, D.; and Wilkins, D. 1998. Pddl: The planning domain definition language. Technical report, Yale Center for Computational Vision and Control.
- [Pednault 1989] Pednault, E. P. 1989. Adl: Exploring the middle ground between strips and the situation calculus. *Kr* 89:324–332.
- [Piotrowski et al. 2016] Piotrowski, W.; Fox, M.; Long, D.; Magazzeni, D.; and Mercorio, F. 2016. Heuristic planning for pddl+ domains. In *Proceedings of the Twenty-Fifth International Joint Conference on Artificial Intelligence (IJCAI)*.
- [Srivastava et al. 2014] Srivastava, S.; Fang, E.; Riano, L.; Chitnis, R.; Russell, S.; and Abbeel, P. 2014. Combined task and motion planning through an extensible planner-independent interface layer. In *IEEE International Conference on Robotics and Automation (ICRA)*.
- [Thiébaux, Hoffmann, and Nebel 2005] Thiébaux, S.; Hoffmann, J.; and Nebel, B. 2005. In defense of pddl axioms. *Artificial Intelligence* 168(1-2):38–69.

[Toussaint 2015] Toussaint, M. 2015. Logic-geometric programming: an optimization-based approach to combined task and motion planning. In *AAAI Conference on Artificial Intelligence*, 1930–1936. AAAI Press.

A Theoretical Results

Unsurprisingly, PDDLStream planning is undecidable (theorem 1) when conditional generators are Turing complete.

Theorem 1. *PDDLStream plan existence is undecidable.*

Proof. Consider a trivial reduction from the halting problem. Given a Turing machine TM, construct a PDDLStream problem with a single stream `simulate` with no input or output parameters.

```
(:stream simulate
:inp ()
:dom ()
:out ()
:cert (Reachable)
```

The test stream `simulate` enumerates the states of TM by simulating one step of TM upon each evaluation. On an accept state, `next(simulate()) = ()`, which certifies (Reachable). Otherwise, `next(simulate()) = None`. Finally, let $\mathcal{A} = \emptyset$, $\mathcal{I} = \emptyset$ and $\mathcal{G} = \{(\text{Reachable})\}$. This problem has a solution if and only if TM halts. Thus, PDDLStream is undecidable. \square

Although PDDLStream planning is undecidable, it is semi-decidable (implied by theorems 2 and 3). Thus, we restrict our attention to *feasible* problem instances admitting a solution. We are interested in *semi-complete* algorithms for PDDLStream problems, algorithms that are complete over the set of feasible problems. We will assume SEARCH can be *any* sound and complete PDDL planner.

In cost-sensitive planning, each action a may have an effect that increases the total plan cost by $f(\bar{X})$. Because functions may be defined on infinitely large domains, the set of solution costs may not have a minimum. However, because solution costs are bounded below by zero, this set will have an *infimum*. For example, the sampled set of trajectories between two configurations might converge in cost to a lower bound without actually reaching it. Because of this, we will only consider the feasibility problem of producing a solution with cost below a specified cost threshold c . This problem is also undecidable but semi-decidable. In practice, our algorithms can instead be run for a bounded amount of time and return the lowest-cost solution identified. For cost-sensitive planning, we assume SEARCH is an optimal PDDL planner.

Theorem 2. *The incremental algorithm is semi-complete.*

Proof. For any solution $\tilde{\pi}$, there exists a finite subset of facts $\tilde{U} = \text{PREIMAGE}(\tilde{\pi} + [\mathcal{G}])$ in the expanded initial state $\tilde{U} \subseteq \mathcal{I}^*$ supporting $\tilde{\pi}$. The incremental algorithm iteratively constructs \mathcal{I}^* using the set of facts U . After a finite number of iterations $\tilde{U} \subseteq U$. At which point, $\tilde{\pi}$ will be a solution to the induced PDDL problem. Because SEARCH is sound and complete, it will return some solution if not $\tilde{\pi}$ itself. \square

A.1 Stream Output Uniqueness

As presented in the main paper, the *Focused*, *Binding*, and *Persistent* algorithms are all semi-complete under the assumption that each stream output object y is unique to a

single stream instance $s(\bar{x})$. Otherwise, each algorithm requires a modification to preserve semi-completeness. This discussion is omitted from the main paper for simplicity.

The uniqueness assumption typically holds in practice as streams are often used sample from uncountably infinite sets, such as a bounded interval on the real line. Consider two streams that each sample independently, uniformly at random from this interval. The probability that the same value is ever generated by both streams is zero. Because streams are a component of a PDDLStream problem description, these stochastic streams induce a distribution over PDDLStream problems that arise from the outcomes of each stream. Thus, the probability of generating a PDDLStream problem that does not have unique output objects is zero.

Without this assumption, an object can have facts certified through being *output* (as opposed to an input) of multiple streams. Consider an object y that is an output of two stream instances $s1()$ and $s2()$, i.e. $\langle y \rangle \in s1()$ and $\langle y \rangle \in s2()$.

```
(:stream s1          (:stream s2
:inp  ()             :inp  ()
:dom  ()             :dom  ()
:out  (?y)           :out  (?y)
:cert (P1 ?y)        :cert (P2 ?y)
```

Suppose OPTIMISTIC has already produced y from $s1()$ via $\text{next}(s1()) = \langle y \rangle$, certifying $(P1 \ y)$. However, suppose both $(P1 \ y)$ and $(P2 \ y)$ are required to support a solution. OPTIMISTIC would then need to repeatedly evaluate $s2()$ with the *intention* of obtaining y again to certify $(P2 \ y)$. This could have been avoided if instead stream $s2$ had $?y$ as an input parameter (`:inp`) rather than an output parameter (`:out`). In which case, $s2$ could certify $(P2 \ y)$ via a membership test rather than through enumeration.

To obtain semi-completeness in domains where not all output objects are unique, the *Focused*, *Binding*, and *Persistent* algorithms must be modified to automatically create an additional test stream for each stream. Each test stream reflects the possibility that any existing object may optimistically be the output of the stream. Consider the stream example and its automatically synthesized test stream example-test.

```
(:stream example      (:stream example-test
:inp  (?x)            :inp  (?x ?y)
:dom  (P3 ?x)         :dom  (P3 ?x)
:out  (?y)            :out  ()
:cert (P4 ?x ?y)      :cert (P4 ?x ?y)
```

The generator function for $\text{example}(\bar{x}) = g_{\bar{x}}$ becomes $\text{example-test}(\bar{x} + \bar{y}) = [\langle \rangle]$ if $\bar{y} \in g_{\bar{x}}$ else $[\]$, which returns the empty tuple only if $\bar{y} \in g_{\bar{x}}$. Because the generator $g_{\bar{x}}$ may be infinitely long, $[\bar{y} \in g_{\bar{x}}] = \text{True}$ can be identified by incrementally checking whether the i th output of $\text{next}(g_{\bar{x}})$ is equal to \bar{y} where $i = \text{count}(g_{\bar{x}}) + 1$.

In practice, evaluating `example-test` is expensive because it requires enumerating the full generator $g_{\bar{x}}$ with the hope of producing \bar{y} . Moreover, as previously described, it

is typically extremely unlikely that $\bar{y} \in g_{\bar{x}}$ for an arbitrary object tuple \bar{y} . To prevent these test streams from worsening the performance of the *Focused*, *Binding*, and *Persistent* algorithms, the test streams can be reserved until the level l exceeds a sufficiently large constant. Doing so prevents the *Focused*, *Binding*, and *Persistent* algorithms from optimistically planning with these test streams until they have exhausted many other alternatives. We now prove that the *Focused*, *Binding*, and *Persistent* algorithms are semi-complete given this modification.

Theorem 3. *The focused, binding, and persistent algorithms are semi-complete.*

Proof. For any solution $\tilde{\pi}$, there exists a finite stream plan $\tilde{\psi}$ that, upon evaluation, produces $\tilde{U} \subseteq \mathcal{I}^*$ supporting $\tilde{\pi}$. This sequence $\tilde{\psi}$ may include the same stream instance multiple times in the event that multiple evaluations using **next** are required to produce a particular output object. Let $\tilde{l} = \max_{f \in \tilde{U}} \tilde{U}[f].\text{level} \leq |\tilde{\psi}|$ be the minimum level required to certify all facts in \tilde{U} using stream plan $\tilde{\psi}$.

Now suppose $\tilde{\pi}$ is a solution with the smallest possible level \tilde{l} . For levels $l < \tilde{l}$, OPTIMISTIC will perform a finite number of *iterations*, calls to SEARCH, before failing to finding a plan and breaking out of its inner loop. The set of stream instances that can be instantiated cannot grow throughout the level. Each iteration requires a finite number of time steps because SEARCH is assumed to be complete. On each iteration where $\pi^* \neq \text{None}$, at least the first stream instance $\psi[0]$ will be evaluated through $\text{next}(\psi[0])$. Any additional evaluations by binding and persistent can only expedite the number of iterations required. This prevents SEARCH from identifying a plan π^* that is only supported by the same stream plan ψ on the remaining iterations at this level. Moreover, this causes the set of stream instances that can be instantiated to strictly shrink. Eventually, SEARCH will fail, returning $\pi^* = \text{None}$ if only because no more stream instances can be instantiated.

For level $l = \tilde{l}$, OPTIMISTIC will repeat the same process. This time, if no more stream instances can be instantiated, then all of ψ must have been evaluated. Thus, $\tilde{U} \subseteq U$ and SEARCH will return some solution π' if not $\tilde{\pi}$ itself. \square